


EXHIBIT D - TEST SETUP PHOTOGRAPHS


AC Line Conducted Emissions - Front View (Powered by Adapter 1)




AC Line Conducted Emissions - Side View (Powered by Adapter 1)



AC Line Conducted Emissions - Front View (Powered by Adapter 2)




AC Line Conducted Emissions - Side View (Powered by Adapter 2)




Radiated Emissions - Front View (Below 1GHz, Powered by Adapter 1)




Radiated Emissions – Rear View (Below 1GHz, Powered by Adapter 1)




Radiated Emissions – Front View (Above 1GHz, Powered by Adapter 1)




Radiated Emissions - Rear View (Above 1GHz, Powered by Adapter 1)




Radiated Emissions - Front View (Below 1GHz, Powered by Adapter 2)



Radiated Emissions – Rear View (Below 1GHz, Powered by Adapter 2)



Radiated Emissions – Front View (Above 1GHz, Powered by Adapter 2)



Radiated Emissions - Rear View (Above 1GHz, Powered by Adapter 2)

