


EXHIBIT D - TEST SETUP PHOTOGRAPHS

Model GXW4232 (RJ11):


Conducted Emissions - Front View




Conducted Emissions - Side View




Radiated Emissions – Front View (Below 1 GHz)




Radiated Emissions – Rear View (Below 1 GHz)



Radiated Emissions – Front View (Above 1 GHz)



Radiated Emissions – Rear View (Above 1 GHz)



Model GXW4232 (50-pin Telco connectors):


Conducted Emissions - Front View




Conducted Emissions - Side View




Radiated Emissions – Front View (Below 1 GHz)




Radiated Emissions – Rear View (Below 1 GHz)



Radiated Emissions – Front View (Above 1 GHz)




Radiated Emissions – Rear View (Above 1 GHz)



Model GXW4224 (RJ11):


Conducted Emissions - Front View




Conducted Emissions - Side View



Radiated Emissions – Front View (Below 1 GHz)



Radiated Emissions – Rear View (Below 1 GHz)



Radiated Emissions – Front View (Above 1 GHz)



Radiated Emissions – Rear View (Above 1 GHz)




Model GXW4224 (50-pin Telco connectors):


Conducted Emissions - Front View




Conducted Emissions - Side View



Radiated Emissions – Front View (Below 1 GHz)



Radiated Emissions – Rear View (Below 1 GHz)



Radiated Emissions – Front View (Above 1 GHz)



Radiated Emissions – Rear View (Above 1 GHz)

