

Photo of Conducted Emission Measurement

Test mode 1: Full Load (RJ11)





Test mode 2: Full Load (RJ21)



Photo of Radiated Emission Measurement (Below 1G)

Test Mode 1: Full Load (RJ11)



Test Mode 2: Full Load (RJ21)







Photo of Radiated Emission Measurement (Above 1G)
Test Mode 1: Full Load (RJ11)



Test Mode 2: Full Load (RJ21)

