

EXHIBIT D - TEST SETUP PHOTOGRAPHS

AC Line Conduction Emissions - Front View (Powered by AC/DC adapter)



AC Line Conduction Emissions - Side View (Powered by AC/DC adapter)



AC Line Conduction Emissions - Front View (Powered by POE)




AC Line Conduction Emissions - Side View (Powered by POE)



Radiated Emissions - Front View (30-1000 MHz, Powered by AC/DC adapter)




Radiated Emissions - Rear View (30-1000 MHz, Powered by AC/DC adapter)




Radiated Emissions - Front View (Above 1 GHz, Powered by AC/DC adapter)




Radiated Emissions - Rear View (Above 1 GHz, Powered by AC/DC adapter)



Radiated Emissions - Front View (30-1000 MHz, Powered by POE)



Radiated Emissions - Rear View (30-1000 MHz, Powered by POE)



Radiated Emissions - Front View (Above 1 GHz, Powered by POE)



Radiated Emissions - Rear View (Above 1 GHz, Powered by POE)

