


## **EXHIBIT D - TEST SETUP PHOTOGRAPHS**

---

**Conducted Emissions - Front View (Powered by AC adapter)**



**Conducted Emissions - Side View (Powered by AC adapter)**



**Conducted Emissions - Front View (Powered by PoE)**




**Conducted Emissions - Side View (Powered by PoE)**




**30 MHz – 1 GHz:**

**Radiated Emissions - Front View (Powered by AC adapter)**



**Radiated Emissions – Rear View (Powered by AC adapter)**






**Radiated Emissions - Front View (Powered by PoE)**



**Radiated Emissions – Rear View (Powered by PoE)**




**1 GHz – 2 GHz:**


**Radiated Emissions - Front View (Powered by AC adapter)**



**Radiated Emissions – Rear View (Powered by AC adapter)**



**Radiated Emissions - Front View (Powered by PoE)**



**Radiated Emissions – Rear View (Powered by PoE)**

