



# TEST REPORT

Applicant Name : Grandstream Networks, Inc.  
Address : 126 Brookline Ave, 3rd Floor Boston, MA 02215, USA  
Manufacturer Name : Grandstream Networks, Inc.  
Address : 126 Brookline Ave, 3rd Floor Boston, MA 02215, USA  
Report Number : SZNS220124-03493E-RFB  
FCC ID: YZZGWN7664LR  
IC 11964A-GWN7664LR

## Test Standard (s)

FCC PART 15.407; RSS-247, ISSUE 2, FEBRUARY 2017

## Sample Description

Product Type: High-Performance Outdoor Long-Range Wi-Fi 6 Access Point  
Model No.: GWN7664LR  
Multiple Model(s) No.: N/A  
Trade Mark: GRANDSTREAM  
Date Received: 2022/01/24  
Report Date: 2022/06/13

Test Result:	Pass*
--------------	-------

\* In the configuration tested, the EUT complied with the standards above.

## Prepared and Checked By:

Ting Lü  
EMC Engineer

## Approved By:

Candy Li  
EMC Engineer

Note: This report may contain data that are not covered by the A2LA accreditation and are marked with an asterisk "★".

Shenzhen Accurate Technology Co., Ltd. is not responsible for the authenticity of any test data provided by the applicant. Data included from the applicant that may affect test results are marked with an asterisk "\*". Customer model name, addresses, names, trademarks etc. are not considered data.

This report cannot be reproduced except in full, without prior written approval of the Company. Unless otherwise stated the results shown in this test report refer only to the sample(s) tested. This report is valid only with a valid digital signature. The digital signature may be available only under the Adobe software above version 7.0.

## Shenzhen Accurate Technology Co., Ltd.

1/F., Building A, Changyuan New Material Port, Science & Industry Park, Nanshan District, Shenzhen, Guangdong, P.R. China  
Tel: +86 755-26503290 Fax: +86 755-26503396 Web: www.atc-lab.com

## TABLE OF CONTENTS

<b>GENERAL INFORMATION</b> .....	<b>4</b>
PRODUCT DESCRIPTION FOR EQUIPMENT UNDER TEST (EUT) .....	4
OBJECTIVE .....	4
TEST METHODOLOGY .....	4
TEST FACILITY .....	5
<b>SYSTEM TEST CONFIGURATION</b> .....	<b>6</b>
DESCRIPTION OF TEST CONFIGURATION .....	6
EUT EXERCISE SOFTWARE .....	6
EQUIPMENT MODIFICATIONS .....	6
SUPPORT EQUIPMENT LIST AND DETAILS .....	6
EXTERNAL I/O CABLE.....	6
<b>SUMMARY OF TEST RESULTS</b> .....	<b>7</b>
<b>TEST EQUIPMENT LIST</b> .....	<b>8</b>
<b>APPLICABLE STANDARDS</b> .....	<b>9</b>
DFS REQUIREMENT .....	9
DFS MEASUREMENT SYSTEM.....	13
SYSTEM BLOCK DIAGRAM .....	13
CONDUCTED METHOD .....	14
RADIATED METHOD .....	15
TEST PROCEDURE .....	15
<b>TEST RESULTS</b> .....	<b>16</b>
DESCRIPTION OF EUT .....	16
RADAR WAVEFORM CALIBRATION .....	16
TEST DATA .....	16
<b>CHANNEL AVAILABILITY CHECK TIME(CAC)</b> .....	<b>17</b>
TEST PROCEDURE .....	17
TEST DATA .....	17
<b>CHANNEL MOVE TIME AND CHANNEL CLOSING TRANSMISSION TIME</b> .....	<b>18</b>
TEST PROCEDURE .....	18
TEST DATA .....	18
<b>NON-OCCUPANCY PERIOD</b> .....	<b>19</b>
TEST PROCEDURE .....	19
TEST DATA .....	19
<b>DETECTION BANDWIDTH</b> .....	<b>20</b>
TEST PROCEDURE .....	20
TEST DATA .....	20
<b>STATISTICAL PERFORMANCE CHECK</b> .....	<b>21</b>
TEST PROCEDURE .....	21
TEST DATA .....	21
<b>BRIDGE AND/OR MESH MODE</b> .....	<b>22</b>
TEST PROCEDURE .....	22
TEST DATA .....	22

---

<b>APPENDIX .....</b>	<b>23</b>
APPENDIX A: DFS DETECTION THRESHOLDS .....	23
APPENDIX B: CHANNEL AVAILABILITY CHECK TIME .....	31
APPENDIX C: CHANNEL MOVE TIME AND CHANNEL CLOSING TRANSMISSION TIME .....	33
APPENDIX D: NON-OCCUPANCY PERIOD .....	34
APPENDIX E: U-NII DETECTION BANDWIDTH .....	35
APPENDIX F: STATISTICAL PERFORMANCE CHECK .....	38

## GENERAL INFORMATION

### Product Description for Equipment under Test (EUT)

HVIN	GWN7664LR
FVIN (FCC)	1.0.21.3
FVIN (IC)	1.0.21.18
Frequency Range	5GHz Wi-Fi: 5250-5350 MHz; 5470-5725MHz Note: frequency range 5600-5650MHz can't be use in Canada
Mode	802.11a/n20/n40/ac20/ac40/ac80/ax20/ax40/ax80
Maximum Conducted Average Output Power	5250-5350MHz: 18.62dBm 5470-5725MHz: 18.89dBm
EIRP	5250-5350MHz: 26.99dBm (802.11ax) 5470-5725MHz: 26.98dBm(802.11ax)
Modulation Technique	OFDM, OFDMA
Antenna Specification*	3.5 dBi (It is provided by the applicant's antenna report)
Voltage Range	DC 48V from POE
Sample serial number	SZNS220124-03493E-RF-S1 (Assigned by ATC)
Sample/EUT Status	Good condition

### Objective

This test report is in accordance with Part 2-Subpart J, Part 15-Subparts E of the Federal Communications Commission's rules, and RSS-247, Issue 2, February 2017 of the Innovation, Science and Economic Development Canada..

The objective is to determine compliance with FCC Part 15, Subpart E, section 15.407 Dynamic Frequency Selection (DFS) for devices operating in the bands 5250-5350 MHz, 5470-5725 MHz.

The objective is to determine compliance with Dynamic Frequency Selection (DFS) of the RSS-247, Issue 2, February 2017 of the Innovation, Science and Economic Development Canada for devices operating in the bands 5250-5350 MHz, 5470-5600MHz and 5650-5725 MHz.

### Test Methodology

FCC KDB 905462 D02 UNII DFS Compliance Procedures New Rules v02.

Each test item follows test standards and with no deviation.

## **Test Facility**

The test site used by Shenzhen Accurate Technology Co., Ltd. to collect test data is located on the 1/F., Building A, Changyuan New Material Port, Science & Industry Park, Nanshan District, Shenzhen, Guangdong, P.R. China.

The test site has been approved by the FCC under the KDB 974614 D01 and is listed in the FCC Public Access Link (PAL) database, FCC Registration No.: 708358, the FCC Designation No.: CN1189. Accredited by American Association for Laboratory Accreditation (A2LA) The Certificate Number is 4297.01.

Listed by Innovation, Science and Economic Development Canada (ISED), the Registration Number is 5077A.

## SYSTEM TEST CONFIGURATION

### Description of Test Configuration

The EUT was configured for testing in an engineering mode which was provided by the manufacturer.

### EUT Exercise Software

“LanTest.exe” software was used.

### Equipment Modifications

N/A

### Support Equipment List and Details

Manufacturer	Description	Model	Serial Number
GOSPELL	POE	G0720-480-050	G0720-480-050
Lenovo	PC	T430	23447YC
DELL	PC	Latitude E4710	PC201911252059
Vuzix Corporation	M4000 (FCC ID: 2AA9D-490)	490	22170276

### External I/O Cable

Cable Description	Length (m)	From Port	To
Un-shielding detachable RJ45 Cable	2.0	POE	EUT
Un-Shielding Detachable RJ45 Cable	1.5	EUT	PC
Shielding Detachable RF Cable	0.4	EUT	Open Switch and Control Unit

## SUMMARY OF TEST RESULTS

The following result table represents the list of measurements required under the CFR §47 Part 15.407(h), RSS-247 Issue 2 §6.3 and KDB: 905462 D02 UNII DFS Compliance Procedures New Rules v02

Items	Description of Test	Result
Detection Bandwidth	UNII Detection Bandwidth	Compliant
Performance Requirements Check	Initial Channel Availability Check Time (CAC)	Compliant
	Radar Burst at the Beginning of the CAC	Compliant
	Radar Burst at the End of the CAC	Compliant
In-Service Monitoring	Channel Move Time	Compliant
	Channel Closing Transmission Time	Compliant
	Non-Occupancy Period	Compliant
Radar Detection	Statistical Performance Check	Compliant

**TEST EQUIPMENT LIST**

Manufacturer	Description	Model	Serial Number	Calibration Date	Calibration Due Date
Rohde & Schwarz	Spectrum Analyzer	FSV-40	101495	2021/12/13	2022/12/12
Rohde & Schwarz	Open Switch and Control Unit	OSP120 + OSP-B157	101244 + 100866	2021/12/13	2022/12/12
AGILENT	Vector Signal Generator	N5182A	MY50143401	2021/12/13	2022/12/12

**\* Statement of Traceability:** Shenzhen Accurate Technology Co., Ltd. attests that all calibrations have been performed in accordance to requirements that traceable to National Primary Standards and International System of Units (SI).



## APPLICABLE STANDARDS

### DFS Requirement

CFR §47 Part 15.407(h) & RSS-247, Issue 2, February 2017 section 6.3

FCC KDB 905462 D02 UNII DFS Compliance Procedures New Rules v02

**Table 1: Applicability of DFS Requirements Prior to Use of a Channel**

Requirement	Operational Mode		
	Master	Client Without Radar Detection	Client With Radar Detection
<i>Non-Occupancy Period</i>	Yes	Not required	Yes
<i>DFS Detection Threshold</i>	Yes	Not required	Yes
<i>Channel Availability Check Time</i>	Yes	Not required	Not required
<i>U-NII Detection Bandwidth</i>	Yes	Not required	Yes

**Table 2: Applicability of DFS requirements during normal operation**

Requirement	Operational Mode	
	Master Device or Client with Radar Detection	Client Without Radar Detection
<i>DFS Detection Threshold</i>	Yes	Not required
<i>Channel Closing Transmission Time</i>	Yes	Yes
<i>Channel Move Time</i>	Yes	Yes
<i>U-NII Detection Bandwidth</i>	Yes	Not required

Additional requirements for devices with multiple bandwidth modes	Master Device or Client with Radar Detection	Client Without Radar Detection
<i>U-NII Detection Bandwidth and Statistical Performance Check</i>	All BW modes must be tested	Not required
<i>Channel Move Time and Channel Closing Transmission Time</i>	Test using widest BW mode available	Test using the widest BW mode available for the link
<i>All other tests</i>	Any single BW mode	Not required

**Note:** Frequencies selected for statistical performance check (Section 7.8.4) should include several frequencies within the radar detection bandwidth and frequencies near the edge of the radar detection bandwidth. For 802.11 devices it is suggested to select frequencies in each of the bonded 20 MHz channels and the channel center frequency.

**Table 3: DFS Detection Thresholds for Master Devices and Client Devices With Radar Detection**

Maximum Transmit Power	Value (See Notes 1, 2, and 3)
EIRP $\geq$ 200 milliwatt	-64 dBm
EIRP < 200 milliwatt and power spectral density < 10 dBm/MHz	-62 dBm
EIRP < 200 milliwatt that do not meet the power spectral density requirement	-64 dBm
<p><b>Note 1:</b> This is the level at the input of the receiver assuming a 0 dBi receive antenna.</p> <p><b>Note 2:</b> Throughout these test procedures an additional 1 dB has been added to the amplitude of the test transmission waveforms to account for variations in measurement equipment. This will ensure that the test signal is at or above the detection threshold level to trigger a DFS response.</p> <p><b>Note3:</b> EIRP is based on the highest antenna gain. For MIMO devices refer to KDB Publication 662911 D01.</p>	

**Table 4: DFS Response Requirement Values**

Parameter	Value
<i>Non-occupancy period</i>	Minimum 30 minutes
<i>Channel Availability Check Time</i>	60 seconds
<i>Channel Move Time</i>	10 seconds See Note 1.
<i>Channel Closing Transmission Time</i>	200 milliseconds + an aggregate of 60 milliseconds over remaining 10 second period. See Notes 1 and 2.
<i>U-NII Detection Bandwidth</i>	Minimum 100% of the U-NII 99% transmission power bandwidth. See Note 3.
<p><b>Note 1:</b> <i>Channel Move Time</i> and the <i>Channel Closing Transmission Time</i> should be performed with Radar Type 0. The measurement timing begins at the end of the Radar Type 0 burst.</p> <p><b>Note 2:</b> The <i>Channel Closing Transmission Time</i> is comprised of 200 milliseconds starting at the beginning of the <i>Channel Move Time</i> plus any additional intermittent control signals required to facilitate a <i>Channel move</i> (an aggregate of 60 milliseconds) during the remainder of the 10 second period. The aggregate duration of control signals will not count quiet periods in between transmissions.</p> <p><b>Note 3:</b> During the <i>U-NII Detection Bandwidth</i> detection test, radar type 0 should be used. For each frequency step the minimum percentage of detection is 90 percent. Measurements are performed with no data traffic.</p>	

**Table 5 – Short Pulse Radar Test Waveforms**

Radar Type	Pulse Width (μsec)	PRI (μsec)	Number of Pulses	Minimum Percentage of Successful Detection	Minimum Number of Trials
0	1	1428	18	See Note 1	See Note 1
1	1	Test A: 15 unique PRI values randomly selected from the list of 23 PRI values in Table 5a	Roundup $\left\{ \left( \frac{1}{360} \right) \cdot \left( \frac{19 \cdot 10^6}{\text{PRI}_{\mu\text{sec}}} \right) \right\}$	60%	30
		Test B: 15 unique PRI values randomly selected within the range of 518-3066 μsec, with a minimum increment of 1 μsec, excluding PRI values selected in Test A			
2	1-5	150-230	23-29	60%	30
3	6-10	200-500	16-18	60%	30
4	11-20	200-500	12-16	60%	30
Aggregate (Radar Types 1-4)				80%	120
<b>Note 1:</b> Short Pulse Radar Type 0 should be used for the detection bandwidth test, channel move time, and channel closing time tests.					

A minimum of 30 unique waveforms are required for each of the Short Pulse Radar Types 2 through 4. If more than 30 waveforms are used for Short Pulse Radar Types 2 through 4, then each additional waveform must also be unique and not repeated from the previous waveforms. If more than 30 waveforms are used for Short Pulse Radar Type 1, then each additional waveform is generated with Test B and must also be unique and not repeated from the previous waveforms in Tests A or B.

For example if in Short Pulse Radar Type 1 Test B a PRI of 3066 usec is selected, the number of pulses

$$\text{would be Roundup} \left\{ \left( \frac{1}{360} \right) \cdot \left( \frac{19 \cdot 10^6}{3066} \right) \right\} = \text{Roundup} \{17.2\} = 18.$$

**Table 5a - Pulse Repetition Intervals Values for Test A**

<b>Pulse Repetition Frequency Number</b>	<b>Pulse Repetition Frequency (Pulses Per Second)</b>	<b>Pulse Repetition Interval (Microseconds)</b>
1	1930.5	518
2	1858.7	538
3	1792.1	558
4	1730.1	578
5	1672.2	598
6	1618.1	618
7	1567.4	638
8	1519.8	658
9	1474.9	678
10	1432.7	698
11	1392.8	718
12	1355	738
13	1319.3	758
14	1285.3	778
15	1253.1	798
16	1222.5	818
17	1193.3	838
18	1165.6	858
19	1139	878
20	1113.6	898
21	1089.3	918
22	1066.1	938
23	326.2	3066

The aggregate is the average of the percentage of successful detections of Short Pulse Radar Types 1-4. For example, the following table indicates how to compute the aggregate of percentage of successful detections.

<b>Radar Type</b>	<b>Number of Trials</b>	<b>Number of Successful Detections</b>	<b>Minimum Percentage of Successful Detection</b>
1	35	29	82.9%
2	30	18	60%
3	30	27	90%
4	50	44	88%
Aggregate $(82.9\% + 60\% + 90\% + 88\%)/4 = 80.2\%$			

**Table 6 – Long Pulse Radar Test Waveform**

Radar Type	Pulse Width ( $\mu$ sec)	Chirp Width (MHz)	PRI ( $\mu$ sec)	Number of Pulses per <i>Burst</i>	Number of <i>Bursts</i>	Minimum Percentage of Successful Detection	Minimum Number of Trials
5	50-100	5-20	1000-2000	1-3	8-20	80%	30

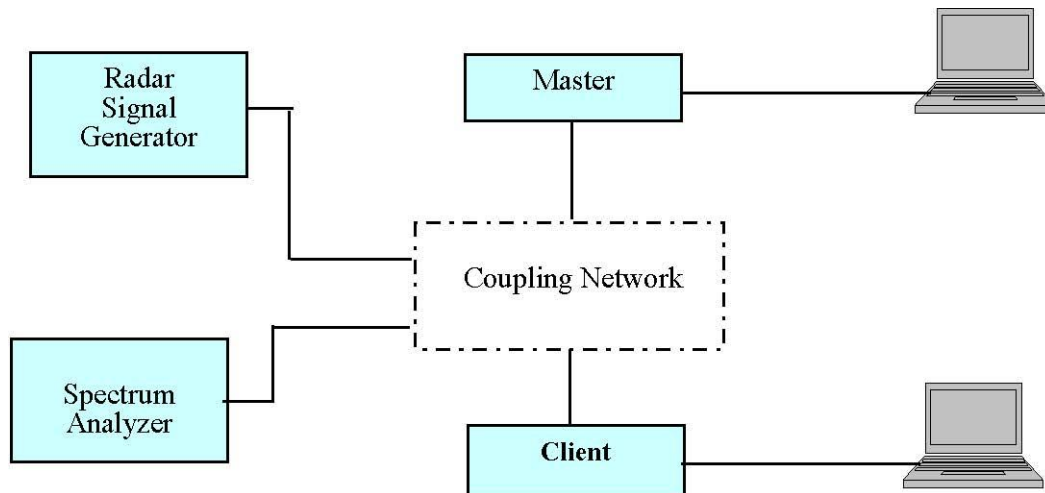
**Table 7 – Frequency Hopping Radar Test Waveform**

Radar Type	Pulse Width ( $\mu$ sec)	PRI ( $\mu$ sec)	Pulses per Hop	Hopping Rate (kHz)	Hopping Sequence Length (msec)	Minimum Percentage of Successful Detection	Minimum Number of Trials
6	1	333	9	0.333	300	70%	30

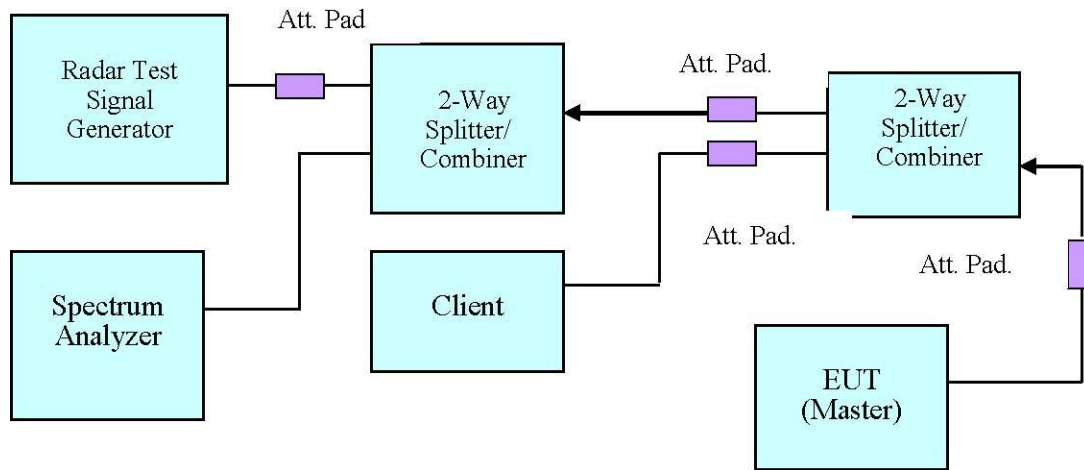
### DFS Measurement System

DFS measurement system consists of two subsystems: (1) The radar signal generating subsystem and (2) the traffic monitoring subsystem.

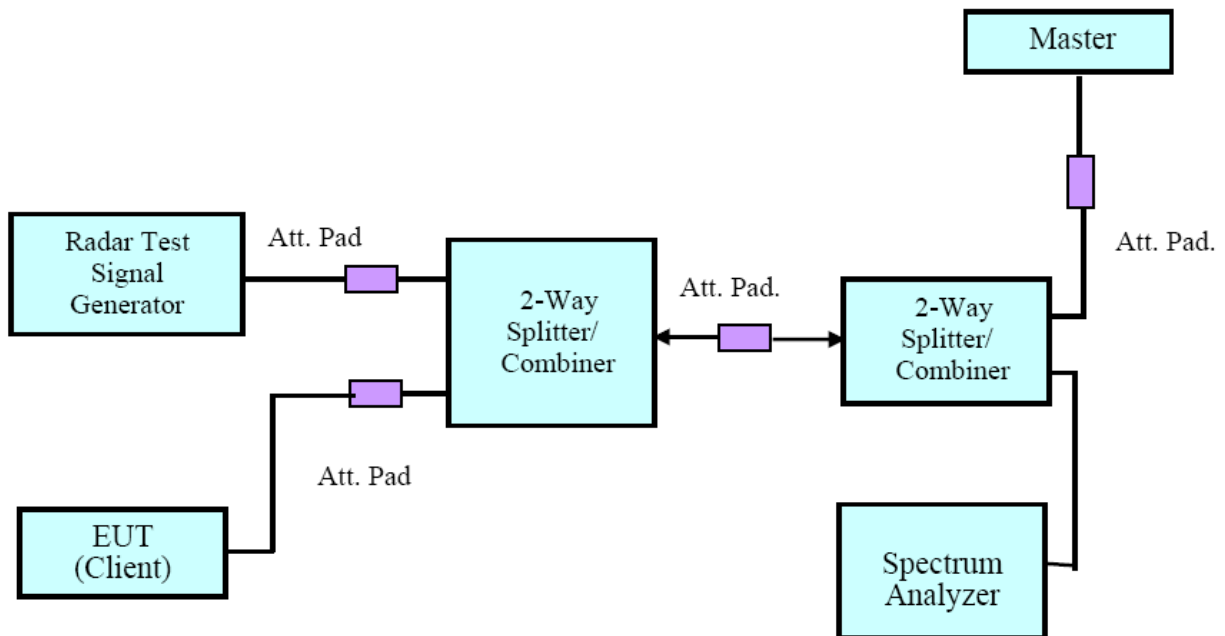
### System Block Diagram



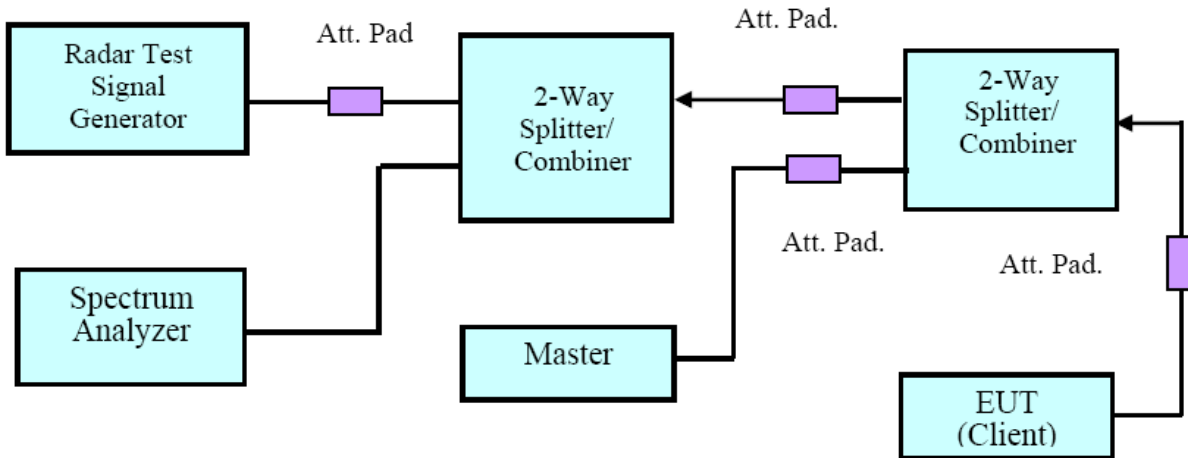
**Conducted Method**



**Setup for Master with injection at the Master**

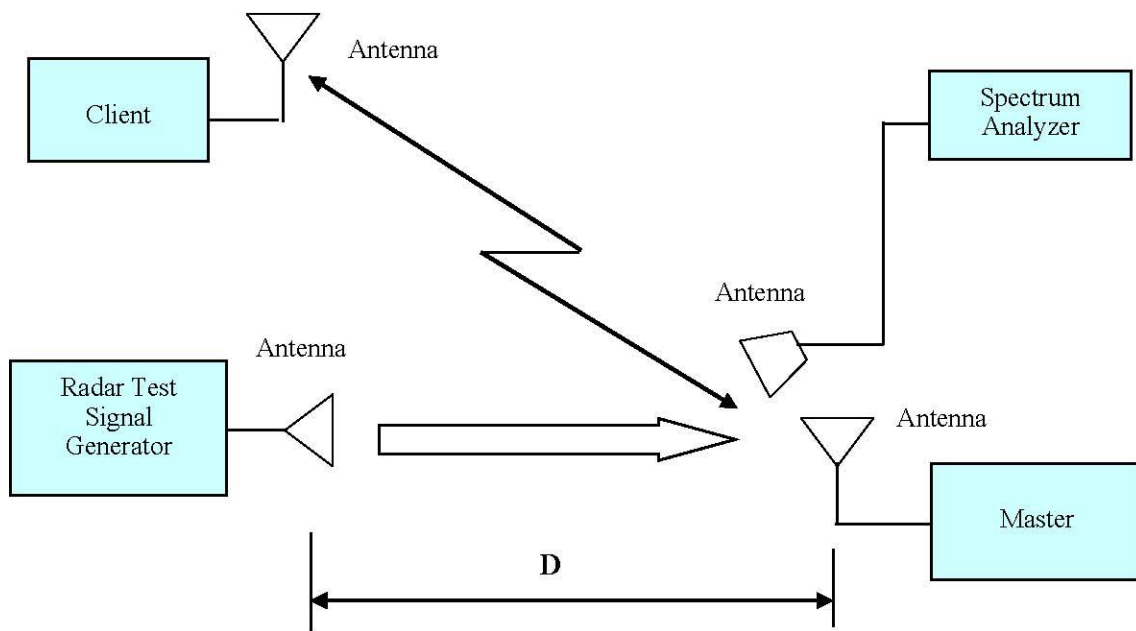


**Setup for Client with injection at the Master**



**Setup for Client with injection at the Client**

**Radiated Method**



**Test Procedure**

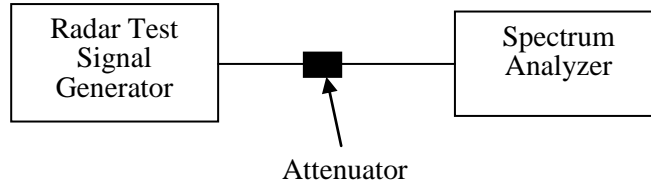
A spectrum analyzer is used as a monitor verifies that the EUT status including Channel Closing Transmission Time and Channel Move Time, and does not transmit on a Channel during the Non-Occupancy Period after the diction and Channel move. It is also used to monitor EUT transmissions during the Channel Availability Check Time.

## TEST RESULTS

### Description of EUT

The maximum EIRP is more than 200mW. The calibrated radiated DFS detection threshold level is set to -64 dBm.

### Radar Waveform Calibration



The DFS detection threshold level=SG level - Cable loss - Attenuator + Antenna gain

### Test Data

#### Environmental Conditions

<b>Temperature:</b>	25.8~27 °C
<b>Relative Humidity:</b>	51~54 %
<b>ATM Pressure:</b>	101.0 kPa

*The testing was performed by Key Pei from 2022-04-03 to 2022-04-07.*

*EUT operation mode: Transmitting*

**Test Result: Pass**

*Please refer to the Appendix.*



## CHANNEL AVAILABILITY CHECK TIME(CAC)

### Test Procedure

#### 1. Initial Channel Availability Check Time

The U-NII devices will be powered on and be instructed to operate on the appropriate U-NII Channel that must incorporate DFS functions. At the same time the UUT is powered on, the spectrum analyzer will be set to zero span and the spectrum analyzer's sweep will be started at the same time power is applied to the U-NII device.

The UUT should not transmit any beacon or data transmissions until at least 1 minute after the completion of the power-on cycle.

Confirm that the UUT initiates transmission on the channel

#### 2. Radar Burst at the Beginning of the Channel Availability Check Time

A single Burst of one of the Short Pulse Radar Types 0-4 will commence within a 6 second window at the beginning of CAC time. Visual indication or measured results on the UUT of successful detection of the radar Burst will be recorded and reported.

#### 3. Radar Burst at the End of the Channel Availability Check Time

A single Burst of one of the Short Pulse Radar Types 0-4 will commence within a 6 second window at the end of CAC time. Visual indication or measured results on the UUT of successful detection of the radar Burst will be recorded and reported.

### Test Data

#### Environmental Conditions

<b>Temperature:</b>	25.8~27 °C
<b>Relative Humidity:</b>	51~54 %
<b>ATM Pressure:</b>	101.0 kPa

*The testing was performed by Key Pei from 2022-04-03 to 2022-04-07.*

*EUT operation mode: Transmitting*

**Test Result: Pass**

*Please refer to the Appendix.*

## CHANNEL MOVE TIME AND CHANNEL CLOSING TRANSMISSION TIME

### Test Procedure

Channel Move Time and the Channel Closing Transmission Time should be performed with Radar Type 0. The measurement timing begins at the end of the Radar Type 0 burst. repeat using a long pulse radar type5 waveform.

The Channel Closing Transmission Time is comprised of 200 milliseconds starting at the beginning of the Channel Move Time plus any additional intermittent control signals required to facilitate a Channel move (an aggregate of 60 milliseconds) during the remainder of the 10 second period. The aggregate duration of control signals will not count quiet periods in between transmissions.

The aggregate channel closing transmission time is calculated as follows:

Aggregate Transmission Time = N\*Dwell Time

N is the number of spectrum analyzer bins showing a device transmission Dwell Time is the dwell time per bin (i.e. Dwell Time = S/B, S is the sweep time and B is the number of bin, i.e. 8192)

### Test Data

#### Environmental Conditions

<b>Temperature:</b>	25.8~27 °C
<b>Relative Humidity:</b>	51~54 %
<b>ATM Pressure:</b>	101.0 kPa

*The testing was performed by Key Pei from 2022-04-03 to 2022-04-07.*

*EUT operation mode: Transmitting*

**Test Result: Pass**

*Please refer to the Appendix.*

## NON-OCCUPANCY PERIOD

---

### Test Procedure

Measure the EUT for more than 30 minutes following the channel close/move time to verify that the EUT does not resume any transmissions on this channel. Provide one plot to demonstrate no transmission on the channel for the non-occupancy period (30 minutes observation time)

### Test Data

#### Environmental Conditions

<b>Temperature:</b>	25.8~27 °C
<b>Relative Humidity:</b>	51~54 %
<b>ATM Pressure:</b>	101.0 kPa

*The testing was performed by Key Pei from 2022-04-03 to 2022-04-07.*

*EUT operation mode: Transmitting*

**Test Result: Pass**

*Please refer to the Appendix.*

## DETECTION BANDWIDTH

### Test Procedure

Performed with Type 0 radar waveforms

Starting at the center frequency of the UUT operating Channel, increase the radar frequency in 5 MHz steps, repeating the above test sequence, until the detection rate falls below the *U-NII Detection Bandwidth* criterion specified in Table 4. Repeat this measurement in 1MHz steps at frequencies 5 MHz below where the detection rate begins to fall. Record the highest frequency (denote as  $F_H$ ) at which detection is greater than or equal to the *U-NII Detection Bandwidth* criterion. Recording the detection rate at frequencies above  $F_H$  is not required to demonstrate compliance.

Starting at the center frequency of the UUT operating Channel, decrease the radar frequency in 5 MHz steps, repeating the above test sequence, until the detection rate falls below the *U-NII Detection Bandwidth* criterion specified in Table 4. Repeat this measurement in 1MHz steps at frequencies 5 MHz above where the detection rate begins to fall. Record the lowest frequency (denote as  $F_L$ ) at which detection is greater than or equal to the *U-NII Detection Bandwidth* criterion. Recording the detection rate at frequencies below  $F_L$  is not required to demonstrate compliance

The *U-NII Detection Bandwidth* is calculated as follows:  $U-NII\ Detection\ Bandwidth = F_H - F_L$

The *U-NII Detection Bandwidth* must meet the *U-NII Detection Bandwidth* criterion specified in Table 4. Otherwise, the UUT does not comply with DFS requirements. This is essential to ensure that the UUT is capable of detecting *Radar Waveforms* across the same frequency spectrum that contains the significant energy from the system. In the case that the *U-NII Detection Bandwidth* is greater than or equal to the 99 percent power bandwidth for the measured  $F_H$  and  $F_L$ , the test can be truncated and the *U-NII Detection Bandwidth* can be reported as the measured  $F_H$  and  $F_L$ .

### Test Data

#### Environmental Conditions

<b>Temperature:</b>	25.8~27 °C
<b>Relative Humidity:</b>	51~54 %
<b>ATM Pressure:</b>	101.0 kPa

*The testing was performed by Key Pei from 2022-04-03 to 2022-04-07.*

*EUT operation mode: Transmitting*

**Test Result: Pass**

*Please refer to the Appendix.*

## STATISTICAL PERFORMANCE CHECK

### Test Procedure

The steps below define the procedure to determine the minimum percentage of successful detection requirements found in **Tables 5-7** when a radar burst with a level equal to the *DFS Detection Threshold + 1dB* is generated on the *Operating Channel* of the U-NII device (*In- Service Monitoring*).

- a) One frequency will be chosen from the *Operating Channels* of the UUT within the 5250-5350 MHz or 5470-5725 MHz bands.
- b) In case the UUT is a U-NII device operating as a *Client Device* (with or without Radar Detection), a U-NII device operating as a *Master Device* will be used to allow the UUT (Client device) to *Associate* with the *Master Device*. In case the UUT is a *Master Device*, a U-NII device operating as a *Client Device* will be used and it is assumed that the Client will *Associate* with the UUT (Master). In both cases for conducted tests, the *Radar Waveform* generator will be connected to the *Master Device*. For radiated tests, the emissions of the *Radar Waveform* generator will be directed towards the *Master Device*. If the *Master Device* has antenna gain, the main beam of the antenna will be directed toward the radar emitter. Vertical polarization is used for testing.
- c) Stream the channel loading test file from the *Master Device* to the *Client Device* on the test *Channel* for the entire period of the test.
- d) At time  $T_0$  the *Radar Waveform* generator sends the individual waveform for each of the Radar Types 1-6 in **Tables 5-7**, at levels defined in **Table 3**, on the *Operating Channel*. An additional 1 dB is added to the radar test signal to ensure it is at or above the *DFS Detection Threshold*, accounting for equipment variations/errors.
- e) Observe the transmissions of the UUT at the end of the Burst on the *Operating Channel* for duration greater than 10 seconds for Radar Type 0 to ensure detection occurs.
- f) Observe the transmissions of the UUT at the end of the Burst on the *Operating Channel* for duration greater than 22 seconds for Long Pulse Radar Type 5 to ensure detection occurs.
- g) In case the UUT is a U-NII device operating as a *Client Device* with *In-Service Monitoring*, perform steps a) to f).

### Test Data

#### Environmental Conditions

<b>Temperature:</b>	25.8~27 °C
<b>Relative Humidity:</b>	51~54 %
<b>ATM Pressure:</b>	101.0 kPa

*The testing was performed by Key Pei from 2022-04-03 to 2022-04-07.*

*EUT operation mode: Transmitting*

**Test Result: Pass**

*Please refer to the Appendix.*

## BRIDGE AND/OR MESH MODE

### Test Procedure

Networks Access Points with Bridge and/or MESH modes of operation are permitted to operate in the DFS bands but must employ a DFS function. The functionality of the Bridge mode as specified in ?15.403(a) must be validated in the DFS test report. Devices operating as relays where they act as master and client must also employ DFS function for the master. The method used to validate the functionality must be documented and validation data must be documented. Bridge mode can be validated by performing a test statistical performance check (Section 7.8.4) on any one of the radar types. This is an abbreviated test to verify DFS functionality. MESH mode operational methodology must be submitted in the application for certification for evaluation by the FCC.

### Test Data

#### Environmental Conditions

<b>Temperature:</b>	25.8~27 °C
<b>Relative Humidity:</b>	51~54 %
<b>ATM Pressure:</b>	101.0 kPa

*The testing was performed by Key Pei from 2022-04-03 to 2022-04-07.*

*EUT operation mode: Transmitting*

**Test Result: Pass**

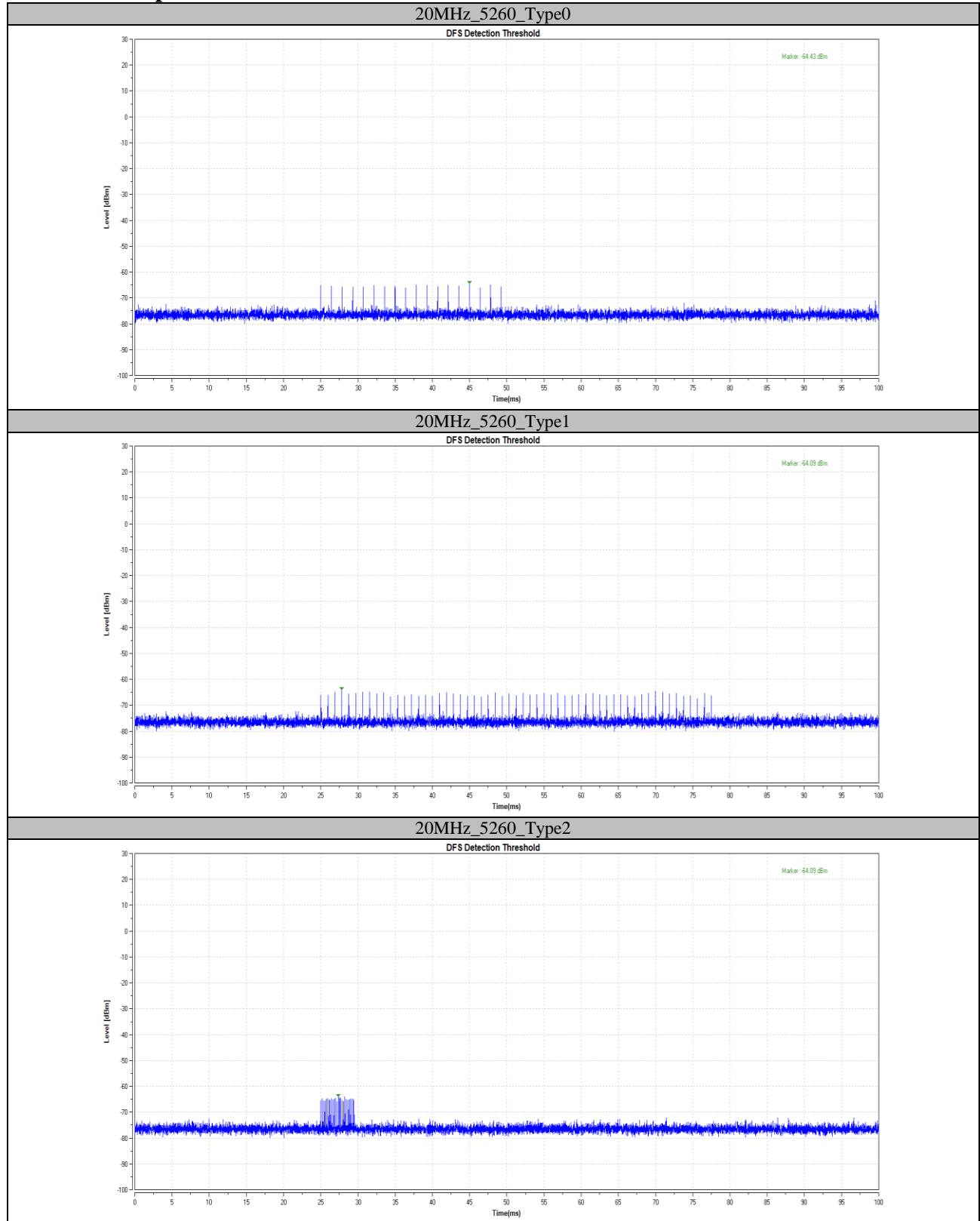
*Please refer to the Appendix.*

## APPENDIX

### Appendix A: DFS Detection Thresholds Test Result

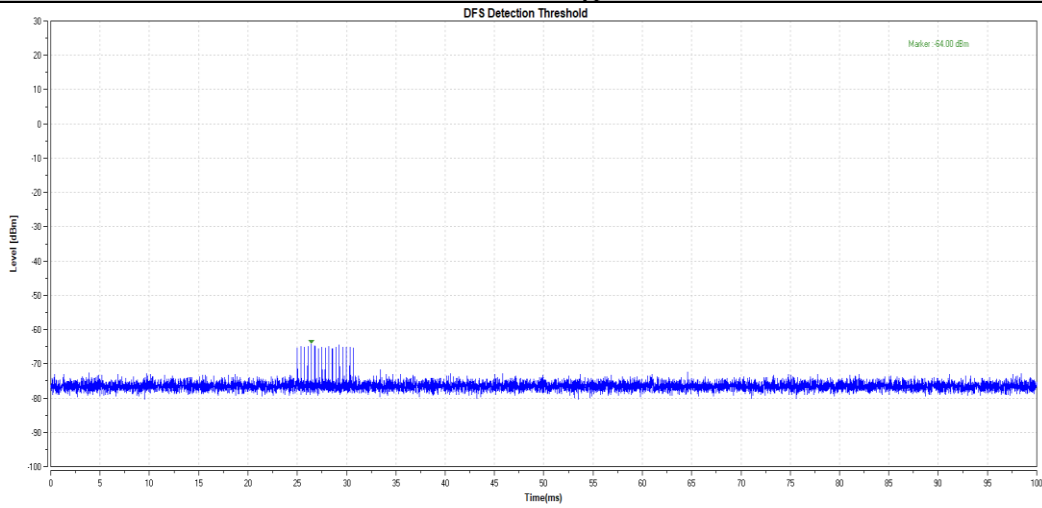
Test Mode	Channel	Radar Type	Result	Limit[dbm]	Verdict
20MHz	5260	Type0	-64.43	-64.00	PASS
		Type1	-64.09	-64.00	PASS
		Type2	-64.09	-64.00	PASS
		Type3	-64.00	-64.00	PASS
		Type4	-64.18	-64.00	PASS
		Type5	-64.18	-64.00	PASS
		Type6	-64.15	-64.00	PASS
40MHz	5270	Type0	-64.31	-64.00	PASS
		Type1	-64.00	-64.00	PASS
		Type2	-64.16	-64.00	PASS
		Type3	-64.13	-64.00	PASS
		Type4	-64.02	-64.00	PASS
		Type5	-64.03	-64.00	PASS
		Type6	-64.34	-64.00	PASS
80MHz	5290	Type0	-64.39	-64.00	PASS
		Type1	-64.14	-64.00	PASS
		Type2	-64.42	-64.00	PASS
		Type3	-64.26	-64.00	PASS
		Type4	-64.31	-64.00	PASS
		Type5	-64.36	-64.00	PASS
		Type6	-64.35	-64.00	PASS

### Test Graphs

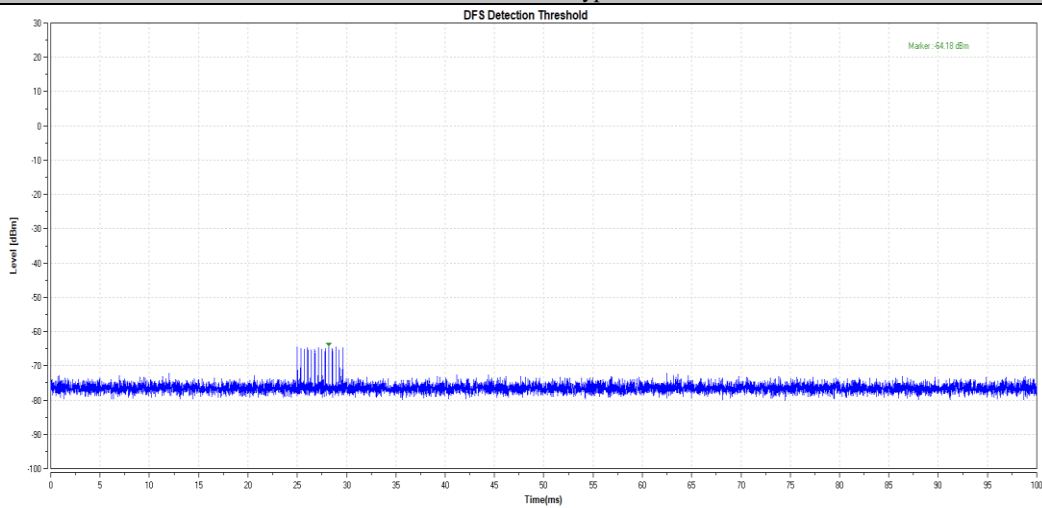




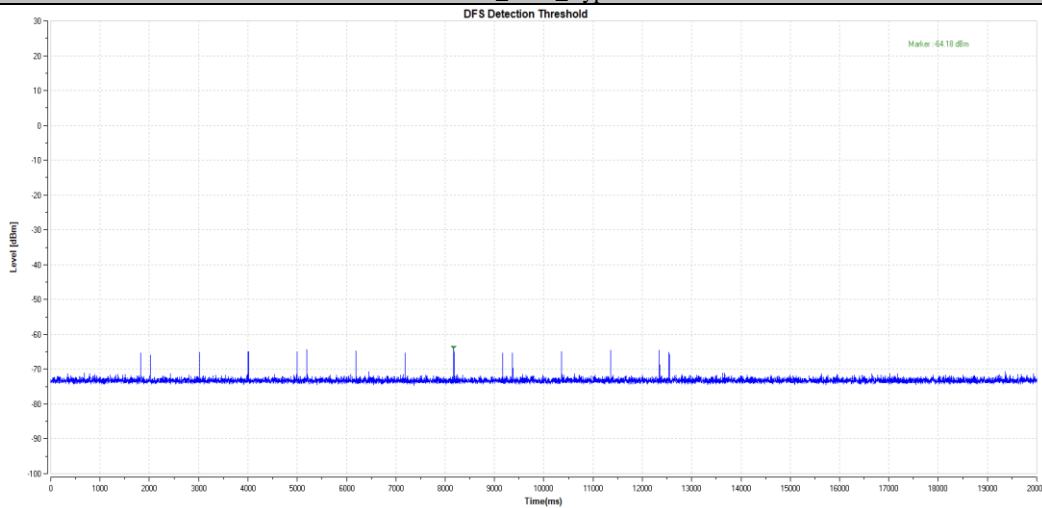
20MHz\_5260\_Type3

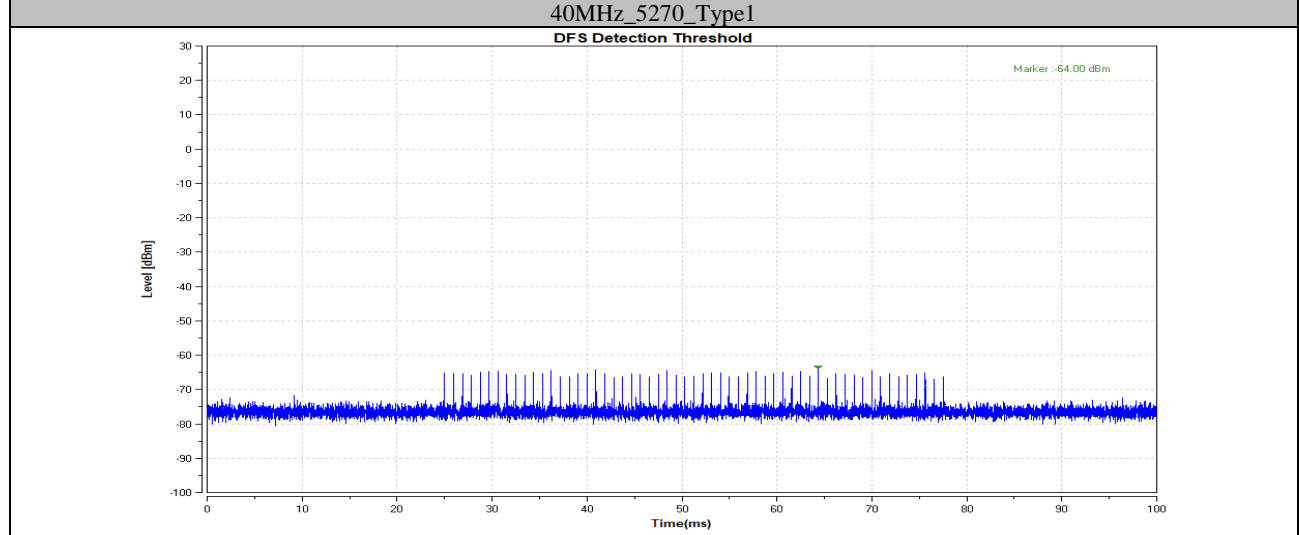
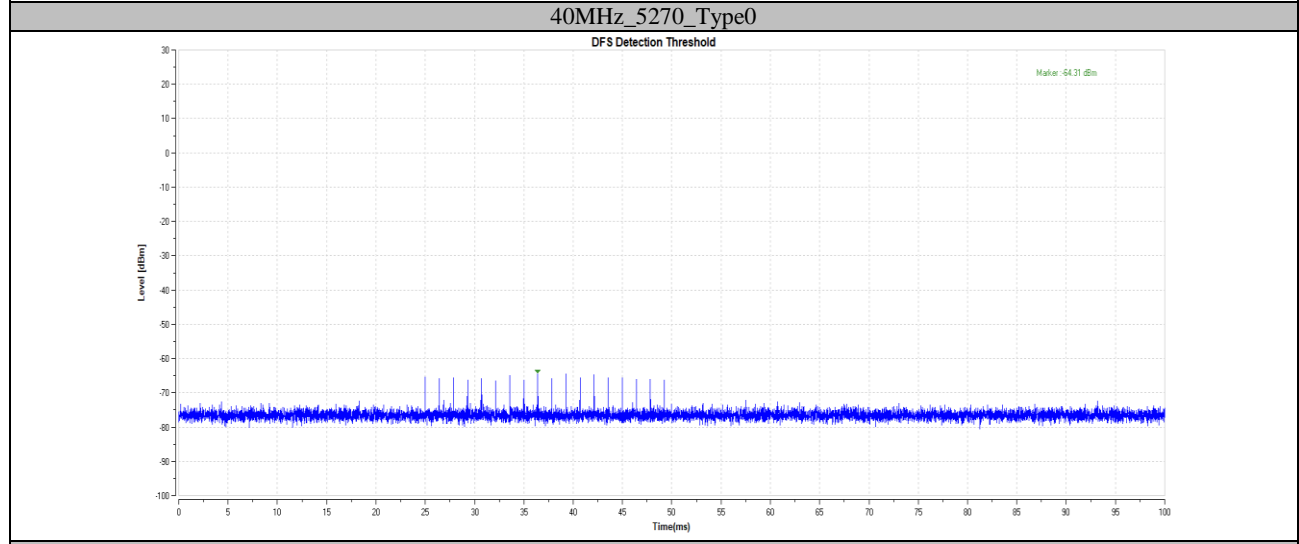
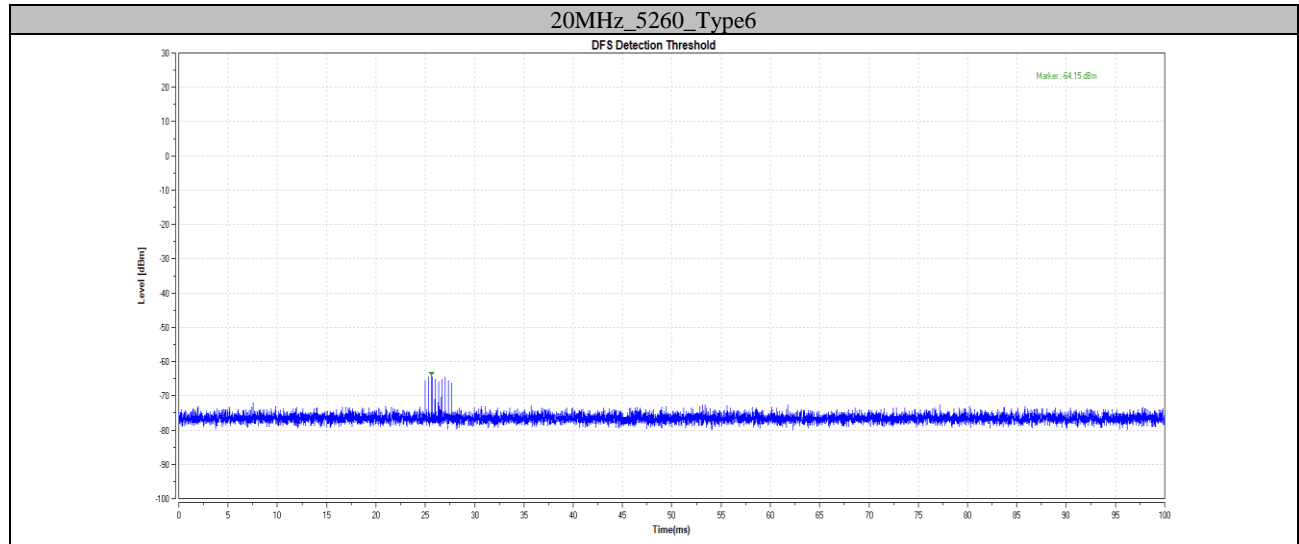


20MHz\_5260\_Type4

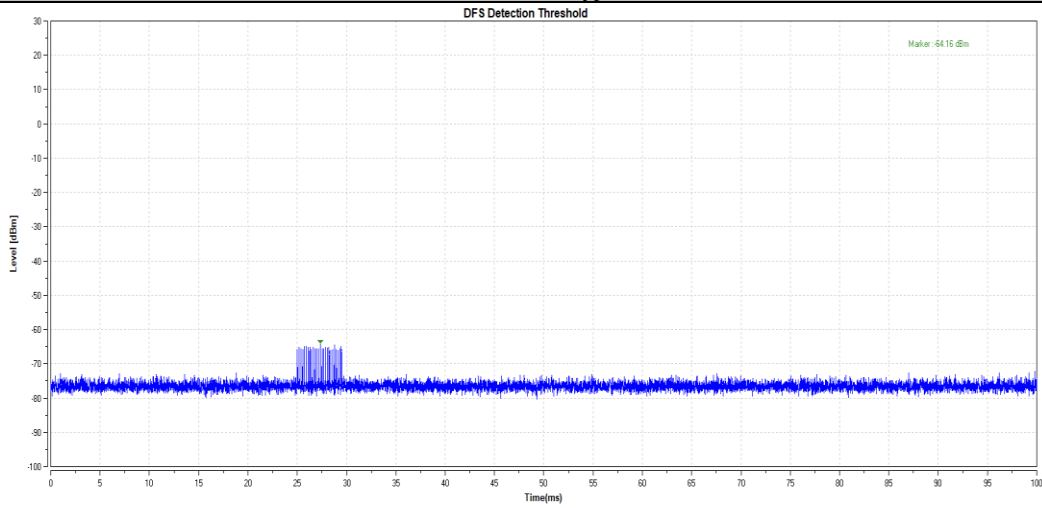


20MHz\_5260\_Type5

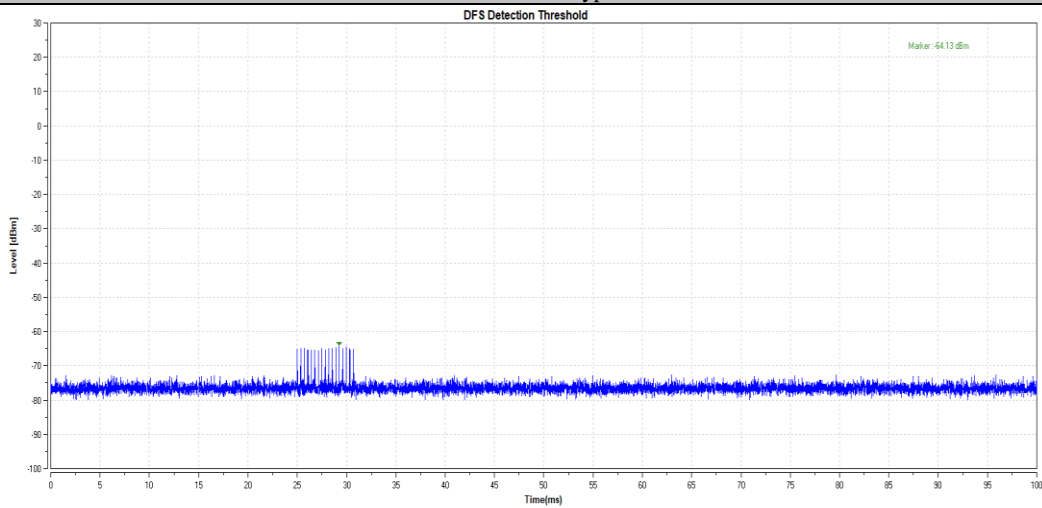




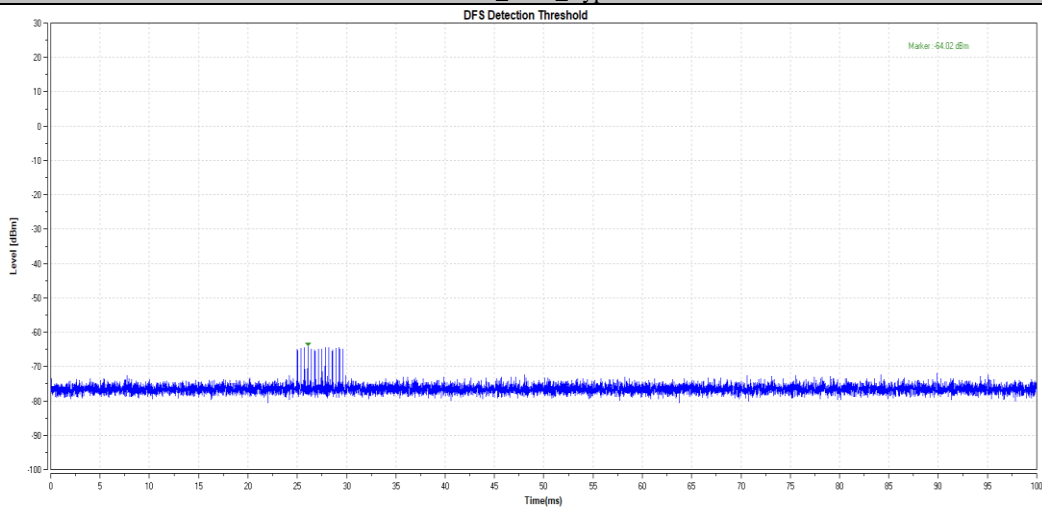
40MHz\_5270\_Type2



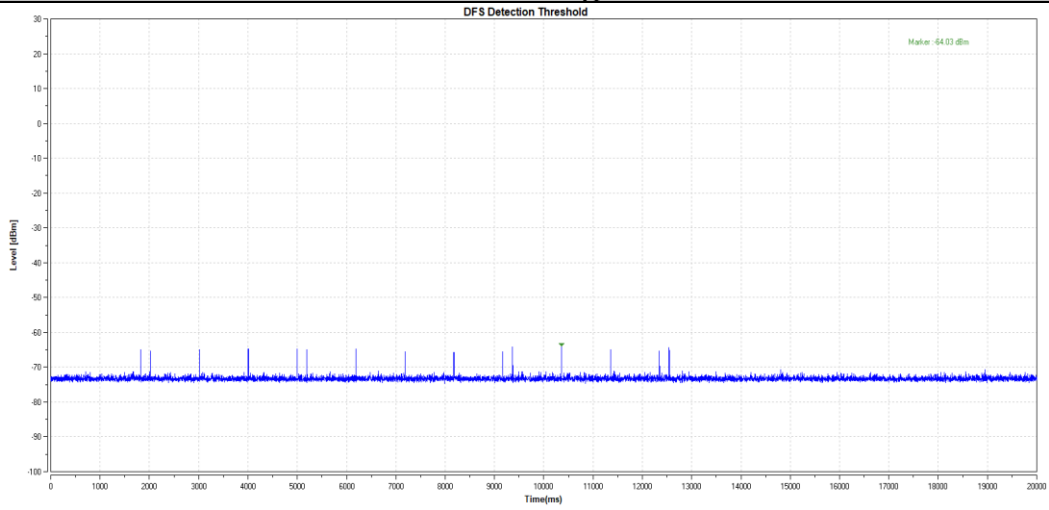
40MHz\_5270\_Type3



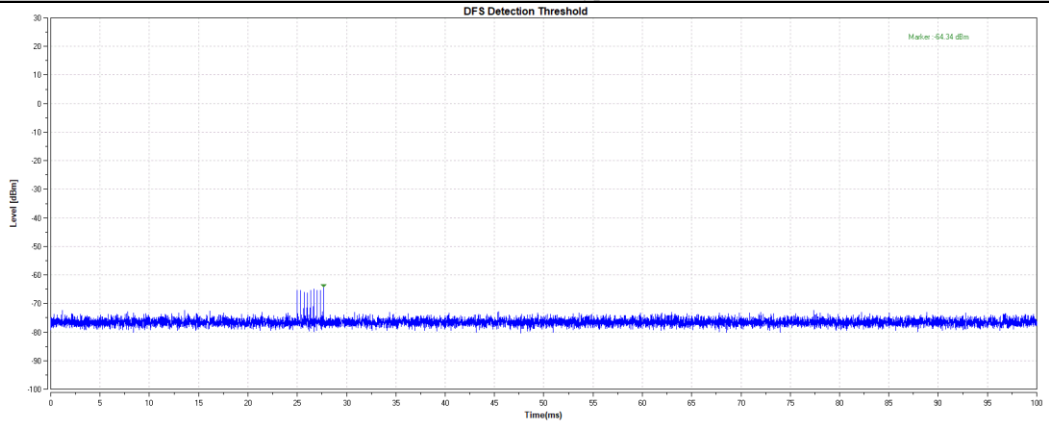
40MHz\_5270\_Type4



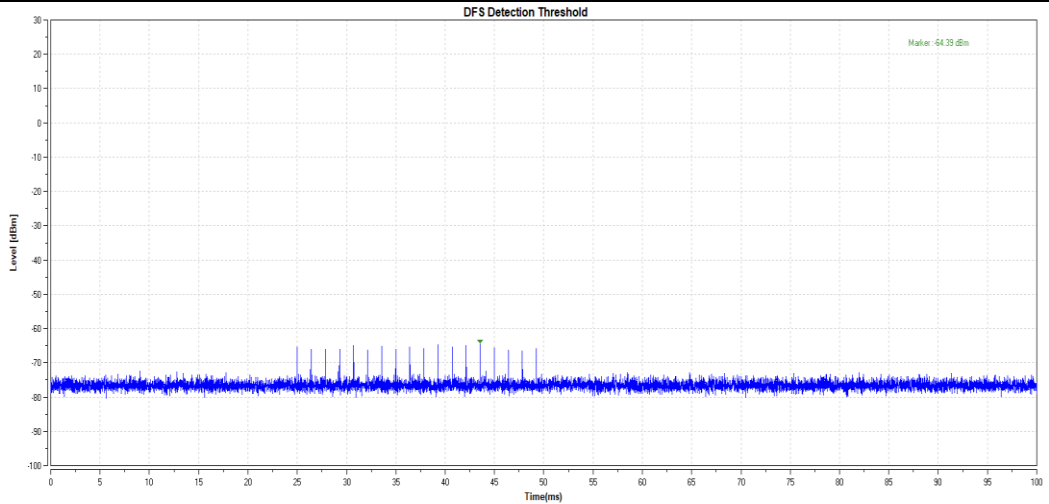
40MHz\_5270\_Type5

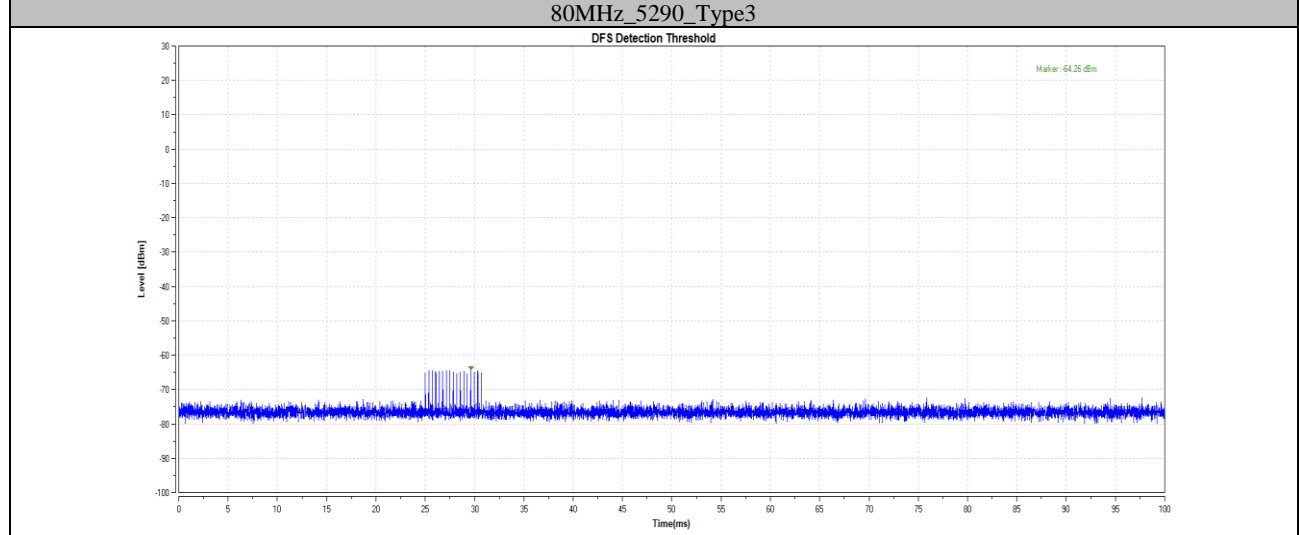
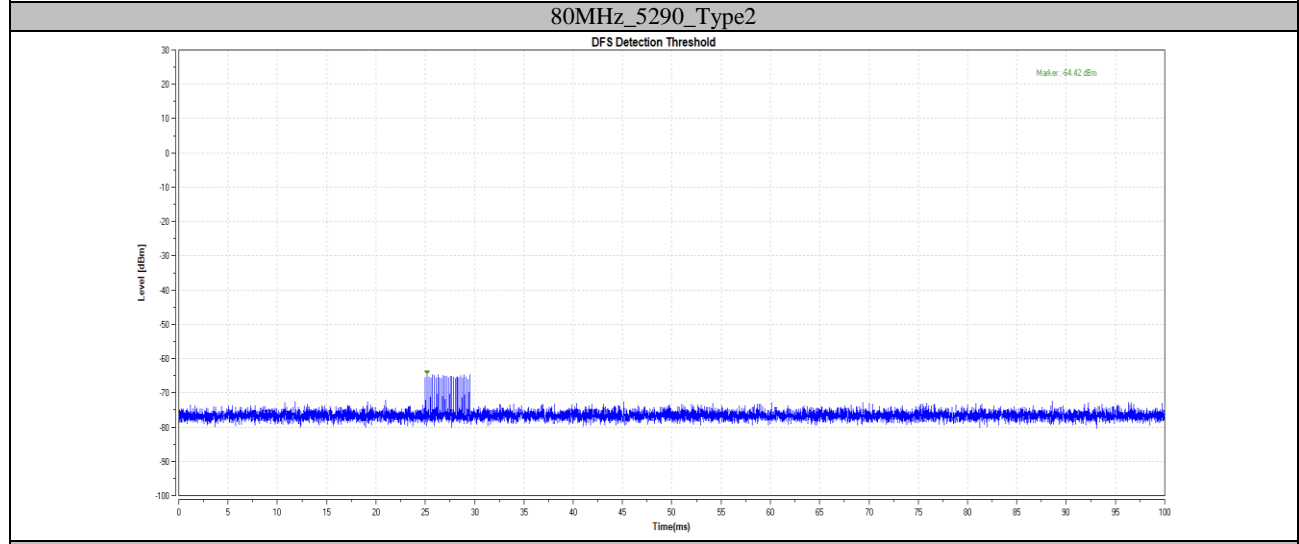
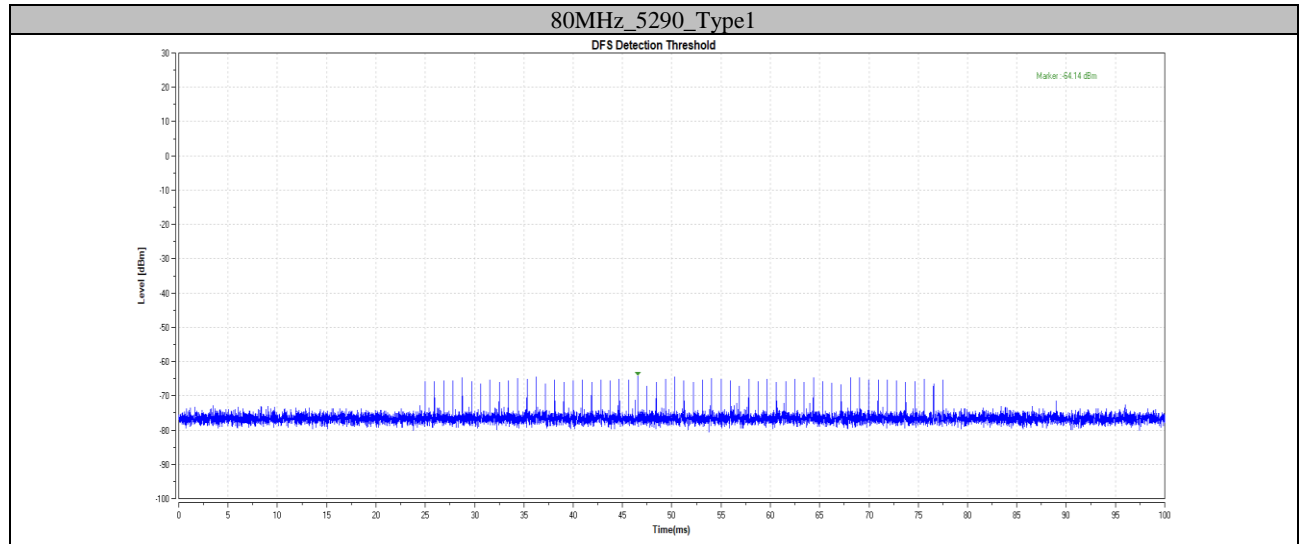


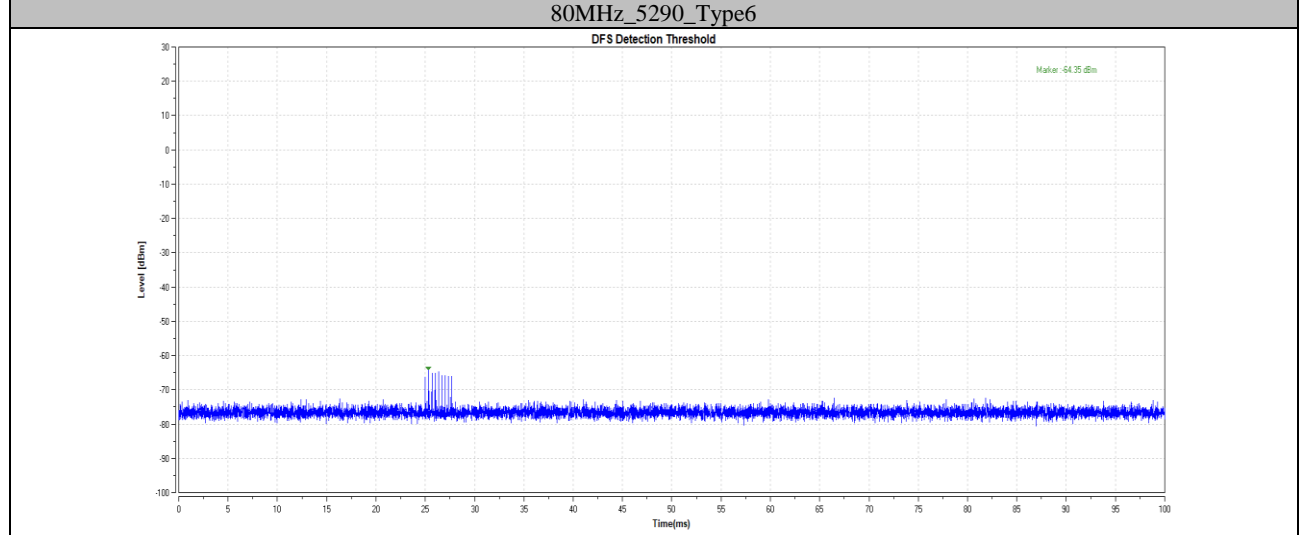
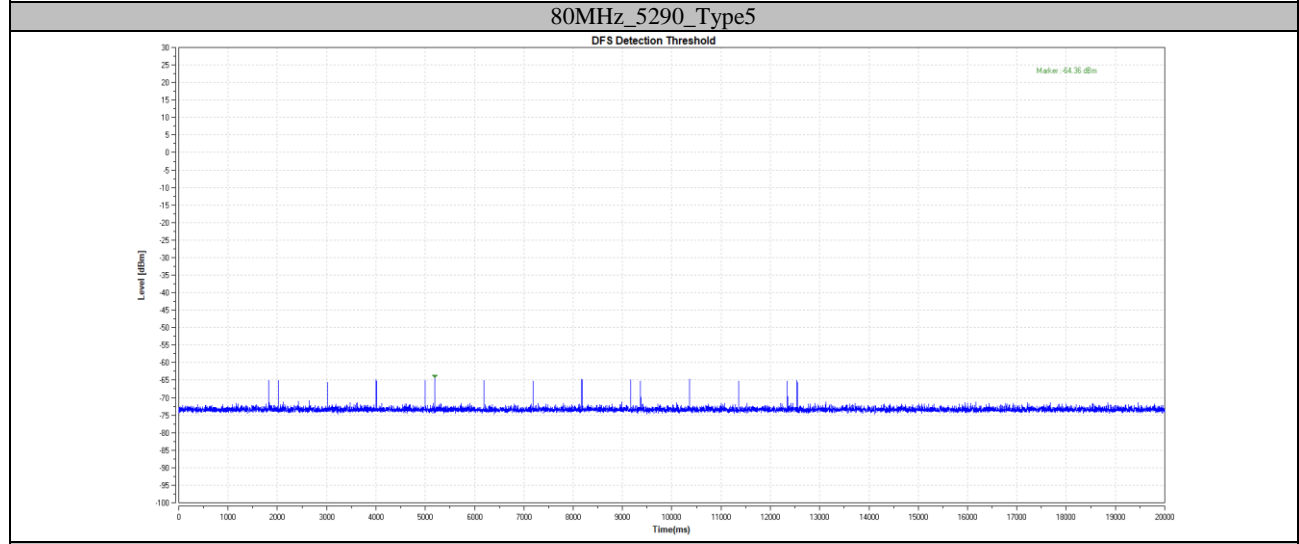
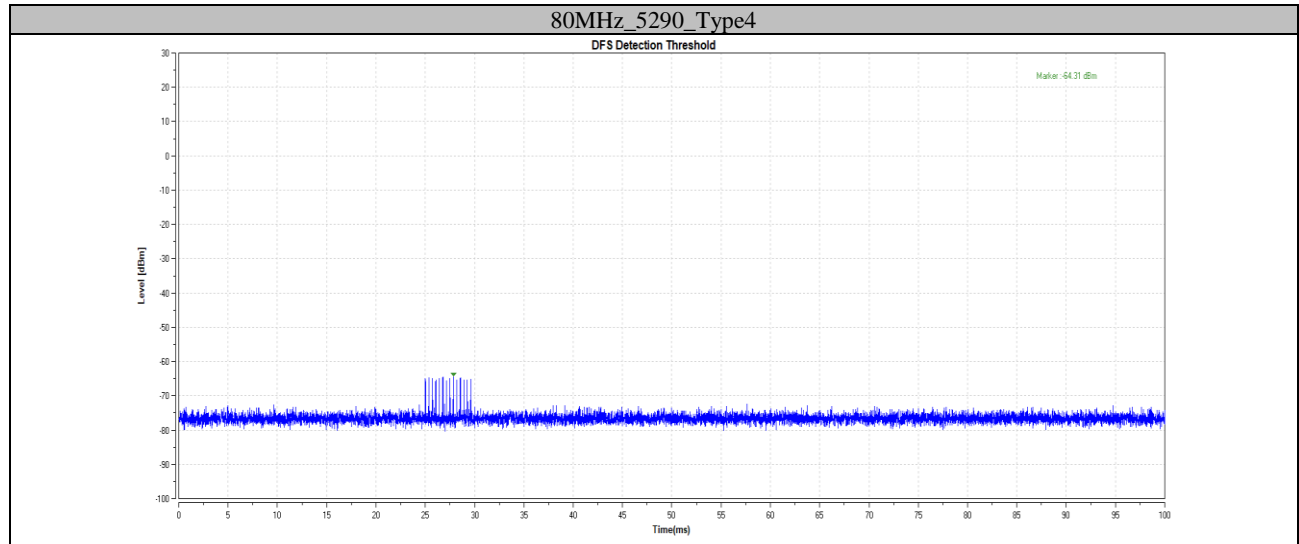
40MHz\_5270\_Type6



80MHz\_5290\_Type0



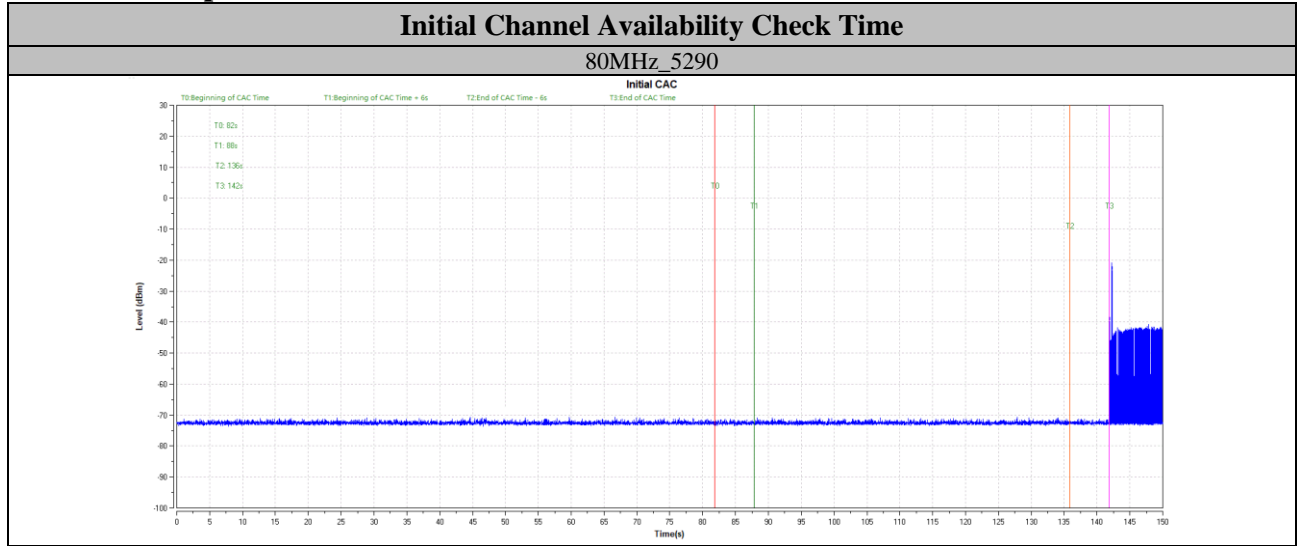




### Appendix B: Channel Availability Check Time Test Result

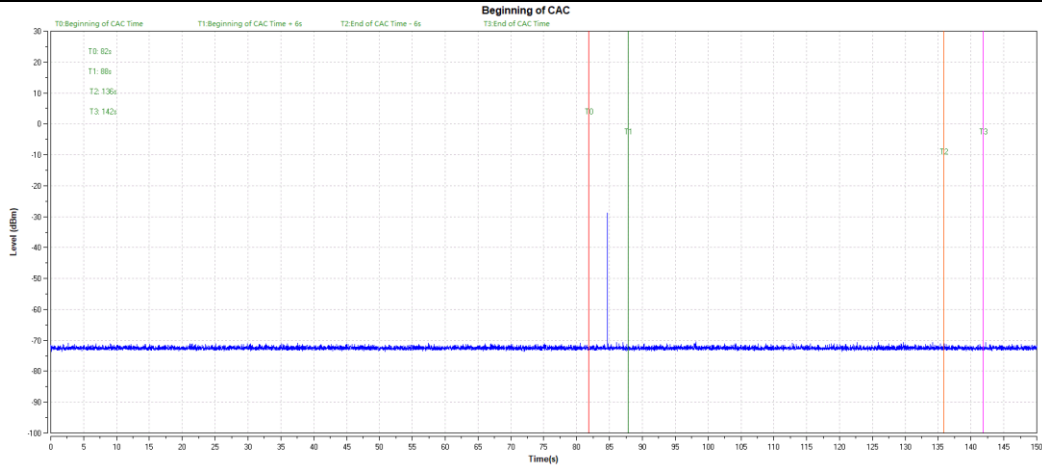
Test Mode	Channel	Result	Verdict
80MHz	5290	See test Graph	PASS

### Test Graphs



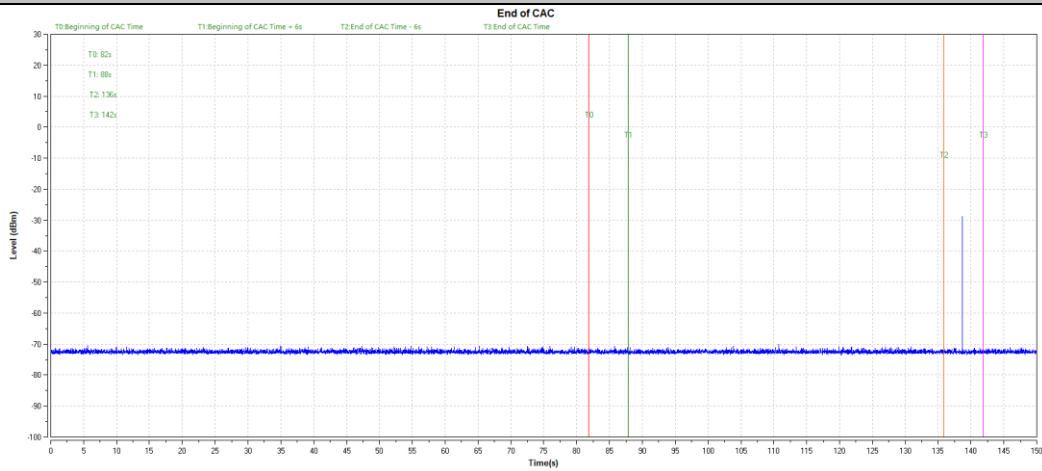
### Beginning of Channel Availability Check Time

80MHz\_5290



### End of Channel Availability Check Time

80MHz\_5290

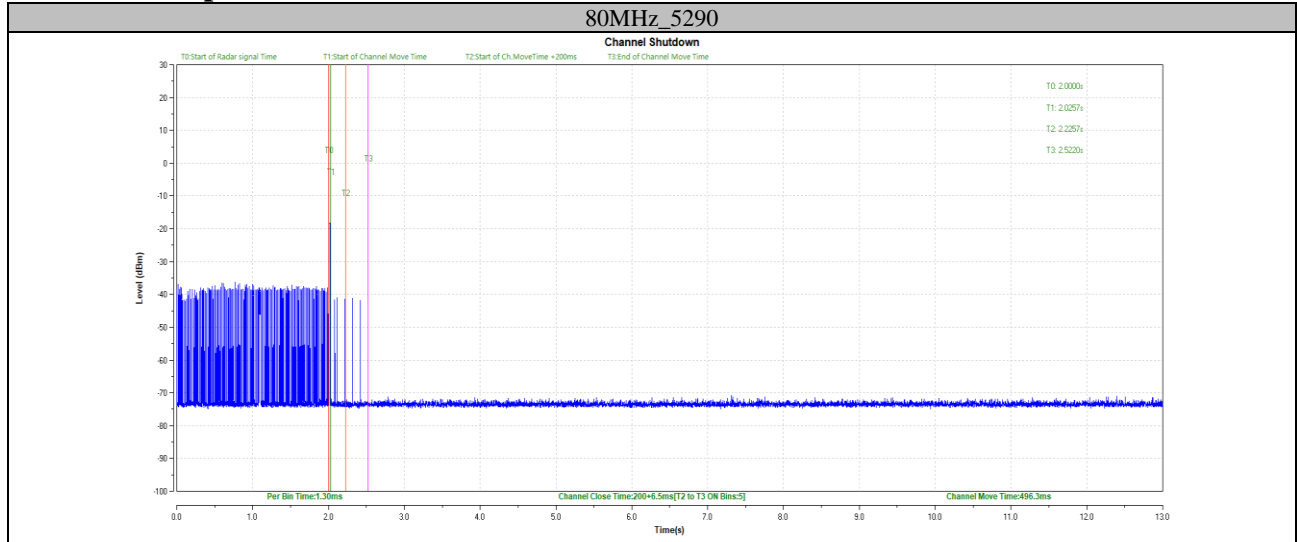




### Appendix C: Channel Move Time and Channel Closing Transmission Time Test Result

Test Mode	Channel	CCT[ms]	Limit[ms]	CMT[ms]	Limit[ms]	Verdict
80MHz	5290	200+6.5	200+60	496.3	10000	PASS

### Test Graphs

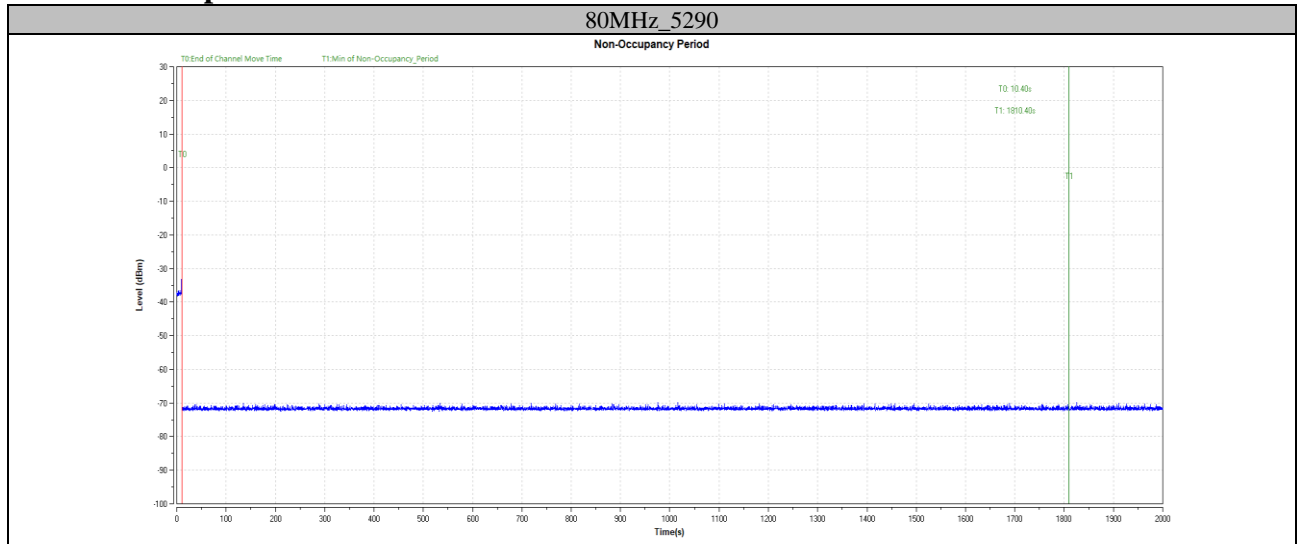


### Appendix D: Non-Occupancy Period

#### Test Result

Test Mode	Channel	Result	Limit[s]	Verdict
80MHz	5290	see test graph	≥1800	PASS

#### Test Graphs



**Appendix E: U-NII Detection Bandwidth****Test Result**

Test Mode	Channel	FL[MHz]	FH[MHz]	Detection Bandwidth [MHz]	OCB [MHz]	Limit	Verdict
11AX20SISO	5260	5250	5270	20	19.021	>=OCW	PASS
11AX40SISO	5270	5250	5290	40	37.882	>=OCW	PASS
11AX80SISO	5290	5250	5330	80	77.522	>=OCW	PASS

Test Mode	Channel	Radar Freq.	Trial 1	Trial 2	Trial 3	Trial 4	Trial 5	Trial 6	Trial 7	Trial 8	Trial 9	Trial 10	Ratio (%)	
11AX20SIS O	5260	5245	0	0	0	0	0	0	0	0	0	0	0	
		5246	0	0	0	0	0	0	0	0	0	0	0	0
		5247	0	0	0	0	0	0	0	0	0	0	0	0
		5248	0	0	0	0	0	0	0	0	0	0	0	0
		5249	0	0	0	0	0	0	0	0	0	0	0	0
		5250	1	1	1	1	1	1	1	1	1	1	1	100
		5255	1	1	1	1	1	1	1	1	1	1	1	100
		5260	1	1	1	1	1	1	1	1	1	1	1	100
		5265	0	1	1	1	1	1	1	1	1	1	1	90
		5266	1	1	1	1	1	1	1	1	1	1	1	100
		5267	1	1	1	1	1	1	1	1	1	1	1	100
		5268	1	1	1	1	1	1	1	1	1	1	1	100
		5269	1	1	1	1	1	1	1	1	1	1	1	100
		5270	1	1	1	1	1	1	1	1	1	1	1	100
5271	1	0	0	0	0	0	0	0	0	0	0	10		
11AX40SIS O	5270	5245	0	0	0	0	0	0	0	0	0	0	0	
		5246	0	0	0	0	0	0	0	0	0	0	0	0
		5247	0	0	0	0	0	0	0	0	0	0	0	0
		5248	0	0	0	0	0	0	0	0	0	0	0	0
		5249	0	0	0	0	0	0	0	0	0	0	0	0
		5250	1	1	1	1	1	1	1	1	1	1	1	100
		5255	1	1	1	1	1	1	1	1	1	1	1	100
		5260	1	1	1	1	1	1	1	1	1	1	1	100
		5265	1	1	1	1	1	1	1	1	1	1	1	100
		5270	1	1	1	1	1	1	1	1	1	1	1	100
		5275	0	1	1	1	1	1	1	1	1	1	1	90
		5276	1	1	1	1	1	1	1	1	1	1	1	100
		5277	1	1	1	1	1	1	1	1	1	1	1	100
		5278	1	1	1	1	1	1	1	1	1	1	1	100
		5279	1	1	1	1	1	1	1	1	1	1	1	100
		5280	1	1	1	1	1	1	1	1	1	1	1	100
		5281	1	1	1	1	1	1	1	1	1	1	1	100
		5282	1	1	1	1	1	1	1	1	1	1	1	100
		5283	1	1	1	1	1	1	1	1	1	1	1	100
		5284	1	1	1	1	1	1	1	1	1	1	1	100
5285	1	1	1	1	1	1	1	1	1	1	1	100		
5286	1	1	1	1	1	1	1	1	1	1	1	100		
5287	1	1	1	1	1	1	1	1	1	1	1	100		
5288	1	1	1	1	1	1	1	1	1	1	1	100		
5289	1	1	1	1	1	1	1	1	1	1	1	100		
5290	1	1	1	1	1	1	1	1	1	1	1	100		
5291	0	0	0	0	0	0	0	0	0	0	0	0		
11AX80SIS O	5290	5245	0	0	0	0	0	0	0	0	0	0	0	
		5246	0	0	0	0	0	0	0	0	0	0	0	0
		5247	0	0	0	0	0	0	0	0	0	0	0	0
		5248	0	1	0	0	0	0	0	0	0	0	0	10
		5249	0	0	0	0	0	0	0	0	0	0	0	0
		5250	1	1	1	1	1	1	1	1	1	1	1	100
		5255	1	1	1	1	1	1	1	1	1	1	1	100
		5260	1	1	1	1	1	1	1	1	1	1	1	100
		5265	1	1	1	1	1	1	1	1	1	1	1	100
		5270	1	1	1	1	1	1	1	1	1	1	1	100
		5275	1	1	1	1	1	1	1	1	1	1	1	100
		5280	1	1	1	1	1	1	1	1	1	1	1	100
		5285	1	1	1	1	1	1	1	1	1	1	1	100
		5290	1	1	1	1	1	1	1	1	1	1	1	100
5295	0	1	1	1	1	1	1	1	1	1	1	90		
5296	1	1	1	1	1	1	1	1	1	1	1	100		

		5297	1	1	1	1	1	1	1	1	1	1	100
		5298	1	1	1	1	1	1	1	1	1	1	100
		5299	1	1	1	1	1	1	1	1	1	1	100
		5300	1	1	1	1	1	1	1	1	1	1	100
		5301	1	1	1	1	1	1	1	1	1	1	100
		5302	1	1	1	1	1	1	1	1	1	1	100
		5303	1	1	1	1	1	1	1	1	1	1	100
		5304	1	1	1	1	1	1	1	1	1	1	100
		5305	1	1	1	1	1	1	1	1	1	1	100
		5306	1	1	1	1	1	1	1	1	1	1	100
		5307	1	1	1	1	1	1	1	1	1	1	100
		5308	1	1	1	1	1	1	1	1	1	1	100
		5309	1	1	1	1	1	1	1	1	1	1	100
		5310	1	1	1	1	1	1	1	1	1	1	100
		5311	1	1	1	1	1	1	1	1	1	1	100
		5312	1	1	1	1	1	1	1	1	1	1	100
		5313	1	1	1	1	1	1	1	1	1	1	100
		5314	1	1	1	1	1	1	1	1	1	1	100
		5315	1	1	1	1	1	1	1	1	1	1	100
		5316	1	1	1	1	1	1	1	1	1	1	100
		5317	1	1	1	1	1	1	1	1	1	1	100
		5318	1	1	1	1	1	1	1	1	1	1	100
		5319	1	1	1	1	1	1	1	1	1	1	100
		5320	1	1	1	1	1	1	1	1	1	1	100
		5321	1	1	1	1	1	1	1	1	1	1	100
		5322	1	1	1	1	1	1	1	1	1	1	100
		5323	1	1	1	1	1	1	1	1	1	1	100
		5324	1	1	1	1	1	1	1	1	1	1	100
		5325	1	1	1	1	1	1	1	1	1	1	100
		5326	1	1	1	1	1	1	1	1	1	1	100
		5327	1	1	1	1	1	1	1	1	1	1	100
		5328	1	1	1	1	1	1	1	1	1	1	100
		5329	1	1	1	1	1	1	1	1	1	1	100
		5330	1	1	1	1	1	1	1	1	1	1	100
		5331	1	0	0	0	0	0	0	0	0	0	10

**Appendix F:Statistical Performance check****Test Result**

Test Mode	Channel	Radar Type	Pass Times	Fail Times	Probability (%)	Limit (%)	Verdict
20MHz	5260	Type1	29	1	96.67	60	PASS
		Type2	28	2	93.33	60	PASS
		Type3	30	0	100.00	60	PASS
		Type4	30	0	100.00	60	PASS
		Aggregate (Types 1-4)	117	3	97.50	80	PASS
		Type5	30	0	100.00	80	PASS
		Type6	29	1	96.67	70	PASS
40MHz	5270	Type1	30	0	100.00	60	PASS
		Type2	28	2	93.33	60	PASS
		Type3	30	0	100.00	60	PASS
		Type4	29	1	96.67	60	PASS
		Aggregate (Types 1-4)	117	3	97.50	80	PASS
		Type5	30	0	100.00	80	PASS
		Type6	30	0	100.00	70	PASS
80MHz	5290	Type1	29	1	96.67	60	PASS
		Type2	28	2	93.33	60	PASS
		Type3	30	0	100.00	60	PASS
		Type4	30	0	100.00	60	PASS
		Aggregate (Types 1-4)	117	3	97.50	80	PASS
		Type5	30	0	100.00	80	PASS
		Type6	29	1	96.67	70	PASS

Bridge mode:

Test Mode	Channel	Radar Type	Pass Times	Fail Times	Probability(%)	Limit(%)	Verdict
40MHz	5270	Type4	30	0	100.00	60	PASS

Test Mode	Channel	Radar Type	Trial ID	Pulse width( $\mu$ s)	PRI( $\mu$ s)	Pulses per Burst	Detection (1: Yes; 0: No)
20MHz	5260	Type1	0	1.0	938.0	57	0
		Type1	1	1.0	698.0	76	1
		Type1	2	1.0	618.0	86	1
		Type1	3	1.0	538.0	99	1
		Type1	4	1.0	878.0	61	1
		Type1	5	1.0	3066.0	18	1
		Type1	6	1.0	638.0	83	1
		Type1	7	1.0	918.0	58	1
		Type1	8	1.0	838.0	63	1
		Type1	9	1.0	858.0	62	1
		Type1	10	1.0	798.0	67	1
		Type1	11	1.0	718.0	74	1
		Type1	12	1.0	578.0	92	1
		Type1	13	1.0	598.0	89	1
		Type1	14	1.0	558.0	95	1
		Type1	15	1.0	2536.0	21	1
		Type1	16	1.0	966.0	55	1
		Type1	17	1.0	827.0	64	1
		Type1	18	1.0	2501.0	22	1
		Type1	19	1.0	2595.0	21	1
		Type1	20	1.0	1114.0	48	1
		Type1	21	1.0	1302.0	41	1
		Type1	22	1.0	3045.0	18	1
		Type1	23	1.0	1624.0	33	1
		Type1	24	1.0	2878.0	19	1
		Type1	25	1.0	1027.0	52	1
		Type1	26	1.0	2485.0	22	1
		Type1	27	1.0	1600.0	33	1
		Type1	28	1.0	1172.0	46	1
		Type1	29	1.0	1177.0	45	1
		Type2	0	3.2	179.0	26	1
		Type2	1	1.1	207.0	23	1
		Type2	2	2.1	230.0	24	1
		Type2	3	4.8	200.0	29	1
		Type2	4	3.9	214.0	28	1
		Type2	5	2.9	222.0	26	1
		Type2	6	3.2	204.0	26	1
		Type2	7	2.5	192.0	25	1
		Type2	8	3.1	164.0	26	1
		Type2	9	1.2	156.0	23	1
		Type2	10	3.9	210.0	27	1
		Type2	11	4.6	201.0	29	1
		Type2	12	3.2	162.0	26	1
		Type2	13	2.2	197.0	25	1
		Type2	14	4.5	163.0	29	1
		Type2	15	3.0	203.0	26	1
		Type2	16	5.0	168.0	29	1
		Type2	17	2.4	217.0	25	1
		Type2	18	2.9	191.0	26	1
		Type2	19	2.3	166.0	25	1
Type2	20	3.7	150.0	27	1		
Type2	21	2.2	176.0	25	1		
Type2	22	4.9	195.0	29	1		
Type2	23	2.9	202.0	26	1		
Type2	24	2.5	178.0	25	1		
Type2	25	1.1	206.0	23	1		
Type2	26	3.8	155.0	27	0		
Type2	27	4.7	157.0	29	1		

Type2	28	2.4	224.0	25	1
Type2	29	4.2	159.0	28	0
Type3	0	8.2	355.0	17	1
Type3	1	6.1	487.0	16	1
Type3	2	7.1	344.0	16	1
Type3	3	9.8	288.0	18	1
Type3	4	8.9	230.0	18	1
Type3	5	7.9	432.0	17	1
Type3	6	8.2	207.0	17	1
Type3	7	7.5	443.0	17	1
Type3	8	8.1	439.0	17	1
Type3	9	6.2	223.0	16	1
Type3	10	8.9	208.0	18	1
Type3	11	9.6	463.0	18	1
Type3	12	8.2	441.0	17	1
Type3	13	7.2	323.0	16	1
Type3	14	9.5	297.0	18	1
Type3	15	8.0	412.0	17	1
Type3	16	10.0	324.0	18	1
Type3	17	7.4	271.0	17	1
Type3	18	7.9	349.0	17	1
Type3	19	7.3	409.0	16	1
Type3	20	8.7	373.0	18	1
Type3	21	7.2	254.0	16	1
Type3	22	9.9	274.0	18	1
Type3	23	7.9	278.0	17	1
Type3	24	7.5	317.0	17	1
Type3	25	6.1	260.0	16	1
Type3	26	8.8	211.0	18	1
Type3	27	9.7	272.0	18	1
Type3	28	7.4	264.0	17	1
Type3	29	9.2	284.0	18	1
Type4	0	16.0	355.0	14	1
Type4	1	11.3	487.0	12	1
Type4	2	13.5	344.0	13	1
Type4	3	19.4	288.0	16	1
Type4	4	17.5	230.0	15	1
Type4	5	15.3	432.0	14	1
Type4	6	15.9	207.0	14	1
Type4	7	14.3	443.0	13	1
Type4	8	15.8	439.0	14	1
Type4	9	11.5	223.0	12	1
Type4	10	17.4	208.0	15	1
Type4	11	19.0	463.0	16	1
Type4	12	16.0	441.0	14	1
Type4	13	13.8	323.0	13	1
Type4	14	18.9	297.0	16	1
Type4	15	15.5	412.0	14	1
Type4	16	19.9	324.0	16	1
Type4	17	14.1	271.0	13	1
Type4	18	15.2	349.0	14	1
Type4	19	13.8	409.0	13	1
Type4	20	17.1	373.0	15	1
Type4	21	13.8	254.0	13	1
Type4	22	19.8	274.0	16	1
Type4	23	15.3	278.0	14	1
Type4	24	14.5	317.0	13	1
Type4	25	11.3	260.0	12	1
Type4	26	17.3	211.0	15	1
Type4	27	19.2	272.0	16	1
Type4	28	14.2	264.0	13	1



40MHz	5270	Type4	29	18.2	284.0	15	1
		Type1	0	1.0	938.0	57	1
		Type1	1	1.0	698.0	76	1
		Type1	2	1.0	618.0	86	1
		Type1	3	1.0	538.0	99	1
		Type1	4	1.0	878.0	61	1
		Type1	5	1.0	3066.0	18	1
		Type1	6	1.0	638.0	83	1
		Type1	7	1.0	918.0	58	1
		Type1	8	1.0	838.0	63	1
		Type1	9	1.0	858.0	62	1
		Type1	10	1.0	798.0	67	1
		Type1	11	1.0	718.0	74	1
		Type1	12	1.0	578.0	92	1
		Type1	13	1.0	598.0	89	1
		Type1	14	1.0	558.0	95	1
		Type1	15	1.0	2536.0	21	1
		Type1	16	1.0	966.0	55	1
		Type1	17	1.0	827.0	64	1
		Type1	18	1.0	2501.0	22	1
		Type1	19	1.0	2595.0	21	1
		Type1	20	1.0	1114.0	48	1
		Type1	21	1.0	1302.0	41	1
		Type1	22	1.0	3045.0	18	1
		Type1	23	1.0	1624.0	33	1
		Type1	24	1.0	2878.0	19	1
		Type1	25	1.0	1027.0	52	1
		Type1	26	1.0	2485.0	22	1
		Type1	27	1.0	1600.0	33	1
		Type1	28	1.0	1172.0	46	1
		Type1	29	1.0	1177.0	45	1
		Type2	0	3.2	179.0	26	1
		Type2	1	1.1	207.0	23	1
		Type2	2	2.1	230.0	24	1
		Type2	3	4.8	200.0	29	1
		Type2	4	3.9	214.0	28	1
		Type2	5	2.9	222.0	26	1
		Type2	6	3.2	204.0	26	1
		Type2	7	2.5	192.0	25	1
		Type2	8	3.1	164.0	26	1
		Type2	9	1.2	156.0	23	1
		Type2	10	3.9	210.0	27	1
		Type2	11	4.6	201.0	29	1
		Type2	12	3.2	162.0	26	1
		Type2	13	2.2	197.0	25	0
		Type2	14	4.5	163.0	29	0
		Type2	15	3.0	203.0	26	1
		Type2	16	5.0	168.0	29	1
		Type2	17	2.4	217.0	25	1
Type2	18	2.9	191.0	26	1		
Type2	19	2.3	166.0	25	1		
Type2	20	3.7	150.0	27	1		
Type2	21	2.2	176.0	25	1		
Type2	22	4.9	195.0	29	1		
Type2	23	2.9	202.0	26	1		
Type2	24	2.5	178.0	25	1		
Type2	25	1.1	206.0	23	1		
Type2	26	3.8	155.0	27	1		
Type2	27	4.7	157.0	29	1		
Type2	28	2.4	224.0	25	1		
Type2	29	4.2	159.0	28	1		

		Type3	0	8.2	355.0	17	1
		Type3	1	6.1	487.0	16	1
		Type3	2	7.1	344.0	16	1
		Type3	3	9.8	288.0	18	1
		Type3	4	8.9	230.0	18	1
		Type3	5	7.9	432.0	17	1
		Type3	6	8.2	207.0	17	1
		Type3	7	7.5	443.0	17	1
		Type3	8	8.1	439.0	17	1
		Type3	9	6.2	223.0	16	1
		Type3	10	8.9	208.0	18	1
		Type3	11	9.6	463.0	18	1
		Type3	12	8.2	441.0	17	1
		Type3	13	7.2	323.0	16	1
		Type3	14	9.5	297.0	18	1
		Type3	15	8.0	412.0	17	1
		Type3	16	10.0	324.0	18	1
		Type3	17	7.4	271.0	17	1
		Type3	18	7.9	349.0	17	1
		Type3	19	7.3	409.0	16	1
		Type3	20	8.7	373.0	18	1
		Type3	21	7.2	254.0	16	1
		Type3	22	9.9	274.0	18	1
		Type3	23	7.9	278.0	17	1
		Type3	24	7.5	317.0	17	1
		Type3	25	6.1	260.0	16	1
		Type3	26	8.8	211.0	18	1
		Type3	27	9.7	272.0	18	1
		Type3	28	7.4	264.0	17	1
		Type3	29	9.2	284.0	18	1
		Type4	0	16.0	355.0	14	1
		Type4	1	11.3	487.0	12	1
		Type4	2	13.5	344.0	13	1
		Type4	3	19.4	288.0	16	1
		Type4	4	17.5	230.0	15	1
		Type4	5	15.3	432.0	14	1
		Type4	6	15.9	207.0	14	1
		Type4	7	14.3	443.0	13	1
		Type4	8	15.8	439.0	14	1
		Type4	9	11.5	223.0	12	1
		Type4	10	17.4	208.0	15	1
		Type4	11	19.0	463.0	16	1
		Type4	12	16.0	441.0	14	1
		Type4	13	13.8	323.0	13	1
		Type4	14	18.9	297.0	16	1
		Type4	15	15.5	412.0	14	1
		Type4	16	19.9	324.0	16	1
		Type4	17	14.1	271.0	13	1
		Type4	18	15.2	349.0	14	1
		Type4	19	13.8	409.0	13	1
		Type4	20	17.1	373.0	15	1
		Type4	21	13.8	254.0	13	1
		Type4	22	19.8	274.0	16	1
		Type4	23	15.3	278.0	14	1
		Type4	24	14.5	317.0	13	1
		Type4	25	11.3	260.0	12	1
		Type4	26	17.3	211.0	15	1
		Type4	27	19.2	272.0	16	0
		Type4	28	14.2	264.0	13	1
		Type4	29	18.2	284.0	15	1
80MHz	5290	Type1	0	1.0	938.0	57	1

Type1	1	1.0	698.0	76	1
Type1	2	1.0	618.0	86	1
Type1	3	1.0	538.0	99	0
Type1	4	1.0	878.0	61	1
Type1	5	1.0	3066.0	18	1
Type1	6	1.0	638.0	83	1
Type1	7	1.0	918.0	58	1
Type1	8	1.0	838.0	63	1
Type1	9	1.0	858.0	62	1
Type1	10	1.0	798.0	67	1
Type1	11	1.0	718.0	74	1
Type1	12	1.0	578.0	92	1
Type1	13	1.0	598.0	89	1
Type1	14	1.0	558.0	95	1
Type1	15	1.0	2536.0	21	1
Type1	16	1.0	966.0	55	1
Type1	17	1.0	827.0	64	1
Type1	18	1.0	2501.0	22	1
Type1	19	1.0	2595.0	21	1
Type1	20	1.0	1114.0	48	1
Type1	21	1.0	1302.0	41	1
Type1	22	1.0	3045.0	18	1
Type1	23	1.0	1624.0	33	1
Type1	24	1.0	2878.0	19	1
Type1	25	1.0	1027.0	52	1
Type1	26	1.0	2485.0	22	1
Type1	27	1.0	1600.0	33	1
Type1	28	1.0	1172.0	46	1
Type1	29	1.0	1177.0	45	1
Type2	0	3.2	179.0	26	0
Type2	1	1.1	207.0	23	0
Type2	2	2.1	230.0	24	1
Type2	3	4.8	200.0	29	1
Type2	4	3.9	214.0	28	1
Type2	5	2.9	222.0	26	1
Type2	6	3.2	204.0	26	1
Type2	7	2.5	192.0	25	1
Type2	8	3.1	164.0	26	1
Type2	9	1.2	156.0	23	1
Type2	10	3.9	210.0	27	1
Type2	11	4.6	201.0	29	1
Type2	12	3.2	162.0	26	1
Type2	13	2.2	197.0	25	1
Type2	14	4.5	163.0	29	1
Type2	15	3.0	203.0	26	1
Type2	16	5.0	168.0	29	1
Type2	17	2.4	217.0	25	1
Type2	18	2.9	191.0	26	1
Type2	19	2.3	166.0	25	1
Type2	20	3.7	150.0	27	1
Type2	21	2.2	176.0	25	1
Type2	22	4.9	195.0	29	1
Type2	23	2.9	202.0	26	1
Type2	24	2.5	178.0	25	1
Type2	25	1.1	206.0	23	1
Type2	26	3.8	155.0	27	1
Type2	27	4.7	157.0	29	1
Type2	28	2.4	224.0	25	1
Type2	29	4.2	159.0	28	1
Type3	0	8.2	355.0	17	1
Type3	1	6.1	487.0	16	1

Type3	2	7.1	344.0	16	1
Type3	3	9.8	288.0	18	1
Type3	4	8.9	230.0	18	1
Type3	5	7.9	432.0	17	1
Type3	6	8.2	207.0	17	1
Type3	7	7.5	443.0	17	1
Type3	8	8.1	439.0	17	1
Type3	9	6.2	223.0	16	1
Type3	10	8.9	208.0	18	1
Type3	11	9.6	463.0	18	1
Type3	12	8.2	441.0	17	1
Type3	13	7.2	323.0	16	1
Type3	14	9.5	297.0	18	1
Type3	15	8.0	412.0	17	1
Type3	16	10.0	324.0	18	1
Type3	17	7.4	271.0	17	1
Type3	18	7.9	349.0	17	1
Type3	19	7.3	409.0	16	1
Type3	20	8.7	373.0	18	1
Type3	21	7.2	254.0	16	1
Type3	22	9.9	274.0	18	1
Type3	23	7.9	278.0	17	1
Type3	24	7.5	317.0	17	1
Type3	25	6.1	260.0	16	1
Type3	26	8.8	211.0	18	1
Type3	27	9.7	272.0	18	1
Type3	28	7.4	264.0	17	1
Type3	29	9.2	284.0	18	1
Type4	0	16.0	355.0	14	1
Type4	1	11.3	487.0	12	1
Type4	2	13.5	344.0	13	1
Type4	3	19.4	288.0	16	1
Type4	4	17.5	230.0	15	1
Type4	5	15.3	432.0	14	1
Type4	6	15.9	207.0	14	1
Type4	7	14.3	443.0	13	1
Type4	8	15.8	439.0	14	1
Type4	9	11.5	223.0	12	1
Type4	10	17.4	208.0	15	1
Type4	11	19.0	463.0	16	1
Type4	12	16.0	441.0	14	1
Type4	13	13.8	323.0	13	1
Type4	14	18.9	297.0	16	1
Type4	15	15.5	412.0	14	1
Type4	16	19.9	324.0	16	1
Type4	17	14.1	271.0	13	1
Type4	18	15.2	349.0	14	1
Type4	19	13.8	409.0	13	1
Type4	20	17.1	373.0	15	1
Type4	21	13.8	254.0	13	1
Type4	22	19.8	274.0	16	1
Type4	23	15.3	278.0	14	1
Type4	24	14.5	317.0	13	1
Type4	25	11.3	260.0	12	1
Type4	26	17.3	211.0	15	1
Type4	27	19.2	272.0	16	1
Type4	28	14.2	264.0	13	1
Type4	29	18.2	284.0	15	1

Test Mode	Channel	Radar Type	Trial ID	Number Of Bursts	Wavform Length (s)	Radar Frequency	Detection (1: Yes; 0: No)
20MHz	5260	Type5	0	15	12	5260	1
		Type5	1	8	12	5260	1
		Type5	2	11	12	5260	1
		Type5	3	20	12	5260	1
		Type5	4	17	12	5260	1
		Type5	5	14	12	5260	1
		Type5	6	15	12	5260	1
		Type5	7	12	12	5260	1
		Type5	8	14	12	5260	1
		Type5	9	8	12	5260	1
		Type5	10	17	12	5256.4	1
		Type5	11	19	12	5257.6	1
		Type5	12	15	12	5255.2	1
		Type5	13	12	12	5254	1
		Type5	14	19	12	5257.2	1
		Type5	15	14	12	5254.8	1
		Type5	16	20	12	5258	1
		Type5	17	12	12	5254	1
		Type5	18	14	12	5254.8	1
		Type5	19	12	12	5254	1
		Type5	20	16	12	5264	1
		Type5	21	12	12	5266.4	1
		Type5	22	20	12	5262	1
		Type5	23	14	12	5265.2	1
		Type5	24	13	12	5265.6	1
		Type5	25	8	12	5268	1
		Type5	26	17	12	5263.6	1
		Type5	27	19	12	5262.4	1
		Type5	28	12	12	5266	1
Type5	29	18	12	5263.2	1		
40MHz	5270	Type5	0	15	12	5270	1
		Type5	1	8	12	5270	1
		Type5	2	11	12	5270	1
		Type5	3	20	12	5270	1
		Type5	4	17	12	5270	1
		Type5	5	14	12	5270	1
		Type5	6	15	12	5270	1
		Type5	7	12	12	5270	1
		Type5	8	14	12	5270	1
		Type5	9	8	12	5270	1
		Type5	10	17	12	5256.4	1
		Type5	11	19	12	5257.6	1
		Type5	12	15	12	5255.2	1
		Type5	13	12	12	5254	1
		Type5	14	19	12	5257.2	1
		Type5	15	14	12	5254.8	1
		Type5	16	20	12	5258	1
		Type5	17	12	12	5254	1
		Type5	18	14	12	5254.8	1
		Type5	19	12	12	5254	1
		Type5	20	16	12	5284	1
		Type5	21	12	12	5286.4	1
		Type5	22	20	12	5282	1
		Type5	23	14	12	5285.2	1
		Type5	24	13	12	5285.6	1
		Type5	25	8	12	5288	1
		Type5	26	17	12	5283.6	1
Type5	27	19	12	5282.4	1		

		Type5	28	12	12	5286	1
		Type5	29	18	12	5283.2	1
80MHz	5290	Type5	0	15	12	5290	1
		Type5	1	8	12	5290	1
		Type5	2	11	12	5290	1
		Type5	3	20	12	5290	1
		Type5	4	17	12	5290	1
		Type5	5	14	12	5290	1
		Type5	6	15	12	5290	1
		Type5	7	12	12	5290	1
		Type5	8	14	12	5290	1
		Type5	9	8	12	5290	1
		Type5	10	17	12	5256.4	1
		Type5	11	19	12	5257.6	1
		Type5	12	15	12	5255.2	1
		Type5	13	12	12	5254	1
		Type5	14	19	12	5257.2	1
		Type5	15	14	12	5254.8	1
		Type5	16	20	12	5258	1
		Type5	17	12	12	5254	1
		Type5	18	14	12	5254.8	1
		Type5	19	12	12	5254	1
		Type5	20	16	12	5324	1
		Type5	21	12	12	5326.4	1
		Type5	22	20	12	5322	1
		Type5	23	14	12	5325.2	1
		Type5	24	13	12	5325.6	1
		Type5	25	8	12	5328	1
		Type5	26	17	12	5323.6	1
		Type5	27	19	12	5322.4	1
		Type5	28	12	12	5326	1
Type5	29	18	12	5323.2	1		

Test Mode	Channel	Radar Type	Trial ID	Burst ID	Burst Offset (μs)	Chirp Width (MHz)	Number Of Pulses	Pulse Width (μs)	PRI1 (μs)	PRI2 (μs)	PRI3 (μs)
20MHz	5260	Type5	0	0	636185.0	13	2	77.8	1665.0	1477.0	---
		Type5	0	1	32674.0	13	1	51.9	1074.0	---	---
		Type5	0	2	226294.0	13	1	63.8	1584.0	---	---
		Type5	0	3	417976.0	13	3	96.6	1682.0	1786.0	1843.0
		Type5	0	4	611152.0	13	3	85.9	1795.0	1215.0	1729.0
		Type5	0	5	8789.0	13	2	73.7	1198.0	1549.0	---
		Type5	0	6	201917.0	13	2	77.2	1837.0	1819.0	---
		Type5	0	7	395530.0	13	2	68.4	1587.0	1114.0	---
		Type5	0	8	588564.0	13	2	76.7	2000.0	1155.0	---
		Type5	0	9	783794.0	13	1	53.2	1147.0	---	---
		Type5	0	10	177933.0	13	3	85.7	1433.0	1695.0	1394.0
		Type5	0	11	370624.0	13	3	94.3	1670.0	1426.0	1935.0
		Type5	0	12	564893.0	13	2	77.6	1294.0	1671.0	---
		Type5	0	13	759583.0	13	1	65.7	1512.0	---	---
Type5	0	14	154262.0	13	3	93.5	1444.0	1130.0	1468.0		
40MHz	5270	Type5	0	0	636185.0	13	2	77.8	1665.0	1477.0	---
		Type5	0	1	32674.0	13	1	51.9	1074.0	---	---
		Type5	0	2	226294.0	13	1	63.8	1584.0	---	---
		Type5	0	3	417976.0	13	3	96.6	1682.0	1786.0	1843.0
		Type5	0	4	611152.0	13	3	85.9	1795.0	1215.0	1729.0
		Type5	0	5	8789.0	13	2	73.7	1198.0	1549.0	---
		Type5	0	6	201917.0	13	2	77.2	1837.0	1819.0	---
		Type5	0	7	395530.0	13	2	68.4	1587.0	1114.0	---
		Type5	0	8	588564.0	13	2	76.7	2000.0	1155.0	---
		Type5	0	9	783794.0	13	1	53.2	1147.0	---	---
		Type5	0	10	177933.0	13	3	85.7	1433.0	1695.0	1394.0
		Type5	0	11	370624.0	13	3	94.3	1670.0	1426.0	1935.0
		Type5	0	12	564893.0	13	2	77.6	1294.0	1671.0	---
		Type5	0	13	759583.0	13	1	65.7	1512.0	---	---
Type5	0	14	154262.0	13	3	93.5	1444.0	1130.0	1468.0		
80MHz	5290	Type5	0	0	636185.0	13	2	77.8	1665.0	1477.0	---
		Type5	0	1	32674.0	13	1	51.9	1074.0	---	---
		Type5	0	2	226294.0	13	1	63.8	1584.0	---	---
		Type5	0	3	417976.0	13	3	96.6	1682.0	1786.0	1843.0
		Type5	0	4	611152.0	13	3	85.9	1795.0	1215.0	1729.0
		Type5	0	5	8789.0	13	2	73.7	1198.0	1549.0	---
		Type5	0	6	201917.0	13	2	77.2	1837.0	1819.0	---
		Type5	0	7	395530.0	13	2	68.4	1587.0	1114.0	---
		Type5	0	8	588564.0	13	2	76.7	2000.0	1155.0	---
		Type5	0	9	783794.0	13	1	53.2	1147.0	---	---
		Type5	0	10	177933.0	13	3	85.7	1433.0	1695.0	1394.0
		Type5	0	11	370624.0	13	3	94.3	1670.0	1426.0	1935.0
		Type5	0	12	564893.0	13	2	77.6	1294.0	1671.0	---
		Type5	0	13	759583.0	13	1	65.7	1512.0	---	---
Type5	0	14	154262.0	13	3	93.5	1444.0	1130.0	1468.0		

Test Mode	Channel	Radar Type	Trial ID	Burst ID	Burst Offset (μs)	Chirp Width (MHz)	Number Of Pulses	Pulse Width (μs)	PRI1 (μs)	PRI2 (μs)	PRI3 (μs)
20MHz	5260	Type5	1	0	653020.0	5	2	75.0	1880.0	1527.0	---
		Type5	1	1	1015643.0	5	3	99.4	1401.0	1262.0	1257.0
		Type5	1	2	1379398.0	5	2	67.4	1531.0	1403.0	---
		Type5	1	3	245489.0	5	2	73.6	1449.0	1041.0	---
		Type5	1	4	609113.0	5	1	65.9	1432.0	---	---
		Type5	1	5	970852.0	5	3	83.8	1356.0	1292.0	1419.0
		Type5	1	6	1335913.0	5	1	65.5	1543.0	---	---
		Type5	1	7	200406.0	5	3	98.6	1548.0	1796.0	1728.0
40MHz	5270	Type5	1	0	653020.0	5	2	75.0	1880.0	1527.0	---
		Type5	1	1	1015643.0	5	3	99.4	1401.0	1262.0	1257.0
		Type5	1	2	1379398.0	5	2	67.4	1531.0	1403.0	---
		Type5	1	3	245489.0	5	2	73.6	1449.0	1041.0	---
		Type5	1	4	609113.0	5	1	65.9	1432.0	---	---
		Type5	1	5	970852.0	5	3	83.8	1356.0	1292.0	1419.0
		Type5	1	6	1335913.0	5	1	65.5	1543.0	---	---
		Type5	1	7	200406.0	5	3	98.6	1548.0	1796.0	1728.0
80MHz	5290	Type5	1	0	653020.0	5	2	75.0	1880.0	1527.0	---
		Type5	1	1	1015643.0	5	3	99.4	1401.0	1262.0	1257.0
		Type5	1	2	1379398.0	5	2	67.4	1531.0	1403.0	---
		Type5	1	3	245489.0	5	2	73.6	1449.0	1041.0	---
		Type5	1	4	609113.0	5	1	65.9	1432.0	---	---
		Type5	1	5	970852.0	5	3	83.8	1356.0	1292.0	1419.0
		Type5	1	6	1335913.0	5	1	65.5	1543.0	---	---
		Type5	1	7	200406.0	5	3	98.6	1548.0	1796.0	1728.0



Test Mode	Channel	Radar Type	Trial ID	Burst ID	Burst Offset (μs)	Chirp Width (MHz)	Number Of Pulses	Pulse Width (μs)	PRI1 (μs)	PRI2 (μs)	PRI3 (μs)
20MHz	5260	Type5	2	0	409565.0	9	2	73.8	1806.0	1538.0	---
		Type5	2	1	673692.0	9	2	69.5	1117.0	1649.0	---
		Type5	2	2	938562.0	9	1	51.9	1651.0	---	---
		Type5	2	3	113209.0	9	3	84.6	1976.0	1032.0	1271.0
		Type5	2	4	376726.0	9	3	95.4	1060.0	1903.0	1388.0
		Type5	2	5	641212.0	9	2	68.0	1368.0	1351.0	---
		Type5	2	6	903714.0	9	3	89.6	1338.0	1514.0	1573.0
		Type5	2	7	80863.0	9	2	81.9	1022.0	1689.0	---
		Type5	2	8	344067.0	9	3	88.3	1810.0	1330.0	1838.0
		Type5	2	9	609331.0	9	1	53.7	1597.0	---	---
40MHz	5270	Type5	2	10	871542.0	9	3	91.3	1961.0	1106.0	1001.0
		Type5	2	0	409565.0	9	2	73.8	1806.0	1538.0	---
		Type5	2	1	673692.0	9	2	69.5	1117.0	1649.0	---
		Type5	2	2	938562.0	9	1	51.9	1651.0	---	---
		Type5	2	3	113209.0	9	3	84.6	1976.0	1032.0	1271.0
		Type5	2	4	376726.0	9	3	95.4	1060.0	1903.0	1388.0
		Type5	2	5	641212.0	9	2	68.0	1368.0	1351.0	---
		Type5	2	6	903714.0	9	3	89.6	1338.0	1514.0	1573.0
		Type5	2	7	80863.0	9	2	81.9	1022.0	1689.0	---
		Type5	2	8	344067.0	9	3	88.3	1810.0	1330.0	1838.0
80MHz	5290	Type5	2	9	609331.0	9	1	53.7	1597.0	---	---
		Type5	2	10	871542.0	9	3	91.3	1961.0	1106.0	1001.0
		Type5	2	0	409565.0	9	2	73.8	1806.0	1538.0	---
		Type5	2	1	673692.0	9	2	69.5	1117.0	1649.0	---
		Type5	2	2	938562.0	9	1	51.9	1651.0	---	---
		Type5	2	3	113209.0	9	3	84.6	1976.0	1032.0	1271.0
		Type5	2	4	376726.0	9	3	95.4	1060.0	1903.0	1388.0
		Type5	2	5	641212.0	9	2	68.0	1368.0	1351.0	---
		Type5	2	6	903714.0	9	3	89.6	1338.0	1514.0	1573.0
		Type5	2	7	80863.0	9	2	81.9	1022.0	1689.0	---
Type5	2	8	344067.0	9	3	88.3	1810.0	1330.0	1838.0		
Type5	2	9	609331.0	9	1	53.7	1597.0	---	---		
Type5	2	10	871542.0	9	3	91.3	1961.0	1106.0	1001.0		

Test Mode	Channel	Radar Type	Trial ID	Burst ID	Burst Offset (μs)	Chirp Width (MHz)	Number Of Pulses	Pulse Width (μs)	PRI1 (μs)	PRI2 (μs)	PRI3 (μs)
20MHz	5260	Type5	3	0	26541.0	19	2	68.1	1339.0	1355.0	---
		Type5	3	1	171821.0	19	1	58.7	1251.0	---	---
		Type5	3	2	316229.0	19	2	75.3	1136.0	1640.0	---
		Type5	3	3	461864.0	19	1	56.4	1753.0	---	---
		Type5	3	4	8677.0	19	3	99.7	1196.0	1708.0	1159.0
		Type5	3	5	153995.0	19	1	57.7	1013.0	---	---
		Type5	3	6	299238.0	19	1	59.5	1072.0	---	---
		Type5	3	7	443177.0	19	2	80.0	1482.0	1369.0	---
		Type5	3	8	587671.0	19	2	82.0	1993.0	1197.0	---
		Type5	3	9	135674.0	19	2	82.8	1883.0	1005.0	---
		Type5	3	10	279928.0	19	3	88.0	1061.0	1928.0	1101.0
		Type5	3	11	424279.0	19	3	93.2	1207.0	1907.0	1223.0
		Type5	3	12	570132.0	19	2	70.4	1526.0	1360.0	---
		Type5	3	13	117439.0	19	3	95.3	1171.0	1955.0	1775.0
		Type5	3	14	262502.0	19	2	81.9	1690.0	1545.0	---
		Type5	3	15	406573.0	19	3	98.5	1975.0	1169.0	1062.0
		Type5	3	16	553328.0	19	1	65.0	1767.0	---	---
		Type5	3	17	99799.0	19	3	85.4	1011.0	1637.0	1425.0
		Type5	3	18	244095.0	19	3	91.6	1878.0	1445.0	1325.0
Type5	3	19	390012.0	19	2	67.3	1091.0	1218.0	---		
40MHz	5270	Type5	3	0	26541.0	19	2	68.1	1339.0	1355.0	---
		Type5	3	1	171821.0	19	1	58.7	1251.0	---	---
		Type5	3	2	316229.0	19	2	75.3	1136.0	1640.0	---
		Type5	3	3	461864.0	19	1	56.4	1753.0	---	---
		Type5	3	4	8677.0	19	3	99.7	1196.0	1708.0	1159.0
		Type5	3	5	153995.0	19	1	57.7	1013.0	---	---
		Type5	3	6	299238.0	19	1	59.5	1072.0	---	---
		Type5	3	7	443177.0	19	2	80.0	1482.0	1369.0	---
		Type5	3	8	587671.0	19	2	82.0	1993.0	1197.0	---
		Type5	3	9	135674.0	19	2	82.8	1883.0	1005.0	---
		Type5	3	10	279928.0	19	3	88.0	1061.0	1928.0	1101.0
		Type5	3	11	424279.0	19	3	93.2	1207.0	1907.0	1223.0
		Type5	3	12	570132.0	19	2	70.4	1526.0	1360.0	---
		Type5	3	13	117439.0	19	3	95.3	1171.0	1955.0	1775.0
		Type5	3	14	262502.0	19	2	81.9	1690.0	1545.0	---
		Type5	3	15	406573.0	19	3	98.5	1975.0	1169.0	1062.0
		Type5	3	16	553328.0	19	1	65.0	1767.0	---	---
		Type5	3	17	99799.0	19	3	85.4	1011.0	1637.0	1425.0
		Type5	3	18	244095.0	19	3	91.6	1878.0	1445.0	1325.0
Type5	3	19	390012.0	19	2	67.3	1091.0	1218.0	---		
80MHz	5290	Type5	3	0	26541.0	19	2	68.1	1339.0	1355.0	---
		Type5	3	1	171821.0	19	1	58.7	1251.0	---	---
		Type5	3	2	316229.0	19	2	75.3	1136.0	1640.0	---
		Type5	3	3	461864.0	19	1	56.4	1753.0	---	---
		Type5	3	4	8677.0	19	3	99.7	1196.0	1708.0	1159.0
		Type5	3	5	153995.0	19	1	57.7	1013.0	---	---
		Type5	3	6	299238.0	19	1	59.5	1072.0	---	---
		Type5	3	7	443177.0	19	2	80.0	1482.0	1369.0	---
		Type5	3	8	587671.0	19	2	82.0	1993.0	1197.0	---
		Type5	3	9	135674.0	19	2	82.8	1883.0	1005.0	---
		Type5	3	10	279928.0	19	3	88.0	1061.0	1928.0	1101.0
		Type5	3	11	424279.0	19	3	93.2	1207.0	1907.0	1223.0
		Type5	3	12	570132.0	19	2	70.4	1526.0	1360.0	---
		Type5	3	13	117439.0	19	3	95.3	1171.0	1955.0	1775.0
		Type5	3	14	262502.0	19	2	81.9	1690.0	1545.0	---
		Type5	3	15	406573.0	19	3	98.5	1975.0	1169.0	1062.0
		Type5	3	16	553328.0	19	1	65.0	1767.0	---	---

	Type5	3	17	99799.0	19	3	85.4	1011.0	1637.0	1425.0
	Type5	3	18	244095.0	19	3	91.6	1878.0	1445.0	1325.0
	Type5	3	19	390012.0	19	2	67.3	1091.0	1218.0	---

Test Mode	Channel	Radar Type	Trial ID	Burst ID	Burst Offset (μs)	Chirp Width (MHz)	Number Of Pulses	Pulse Width (μs)	PRI1 (μs)	PRI2 (μs)	PRI3 (μs)
20MHz	5260	Type5	4	0	629614.0	16	2	67.9	1320.0	1133.0	---
		Type5	4	1	96856.0	16	1	62.3	1957.0	---	---
		Type5	4	2	267719.0	16	1	53.3	1592.0	---	---
		Type5	4	3	436784.0	16	3	90.0	1900.0	1153.0	1346.0
		Type5	4	4	608289.0	16	2	77.1	1166.0	1646.0	---
		Type5	4	5	75610.0	16	3	83.9	1278.0	1232.0	1459.0
		Type5	4	6	245638.0	16	3	89.1	1240.0	1384.0	1939.0
		Type5	4	7	416355.0	16	2	81.8	1833.0	1676.0	---
		Type5	4	8	588736.0	16	1	50.3	1075.0	---	---
		Type5	4	9	54571.0	16	3	87.1	1116.0	1996.0	1756.0
		Type5	4	10	225175.0	16	2	71.3	1225.0	1815.0	---
		Type5	4	11	394825.0	16	3	97.5	1884.0	1465.0	1132.0
		Type5	4	12	565361.0	16	3	90.6	1561.0	1040.0	1354.0
		Type5	4	13	33643.0	16	3	86.3	1596.0	1183.0	1792.0
		Type5	4	14	203957.0	16	3	97.6	1365.0	1073.0	1361.0
		Type5	4	15	373812.0	16	3	84.7	1021.0	1718.0	1854.0
Type5	4	16	544060.0	16	3	99.7	1150.0	1244.0	1988.0		
40MHz	5270	Type5	4	0	629614.0	16	2	67.9	1320.0	1133.0	---
		Type5	4	1	96856.0	16	1	62.3	1957.0	---	---
		Type5	4	2	267719.0	16	1	53.3	1592.0	---	---
		Type5	4	3	436784.0	16	3	90.0	1900.0	1153.0	1346.0
		Type5	4	4	608289.0	16	2	77.1	1166.0	1646.0	---
		Type5	4	5	75610.0	16	3	83.9	1278.0	1232.0	1459.0
		Type5	4	6	245638.0	16	3	89.1	1240.0	1384.0	1939.0
		Type5	4	7	416355.0	16	2	81.8	1833.0	1676.0	---
		Type5	4	8	588736.0	16	1	50.3	1075.0	---	---
		Type5	4	9	54571.0	16	3	87.1	1116.0	1996.0	1756.0
		Type5	4	10	225175.0	16	2	71.3	1225.0	1815.0	---
		Type5	4	11	394825.0	16	3	97.5	1884.0	1465.0	1132.0
		Type5	4	12	565361.0	16	3	90.6	1561.0	1040.0	1354.0
		Type5	4	13	33643.0	16	3	86.3	1596.0	1183.0	1792.0
		Type5	4	14	203957.0	16	3	97.6	1365.0	1073.0	1361.0
		Type5	4	15	373812.0	16	3	84.7	1021.0	1718.0	1854.0
Type5	4	16	544060.0	16	3	99.7	1150.0	1244.0	1988.0		
80MHz	5290	Type5	4	0	629614.0	16	2	67.9	1320.0	1133.0	---
		Type5	4	1	96856.0	16	1	62.3	1957.0	---	---
		Type5	4	2	267719.0	16	1	53.3	1592.0	---	---
		Type5	4	3	436784.0	16	3	90.0	1900.0	1153.0	1346.0
		Type5	4	4	608289.0	16	2	77.1	1166.0	1646.0	---
		Type5	4	5	75610.0	16	3	83.9	1278.0	1232.0	1459.0
		Type5	4	6	245638.0	16	3	89.1	1240.0	1384.0	1939.0
		Type5	4	7	416355.0	16	2	81.8	1833.0	1676.0	---
		Type5	4	8	588736.0	16	1	50.3	1075.0	---	---
		Type5	4	9	54571.0	16	3	87.1	1116.0	1996.0	1756.0
		Type5	4	10	225175.0	16	2	71.3	1225.0	1815.0	---
		Type5	4	11	394825.0	16	3	97.5	1884.0	1465.0	1132.0
		Type5	4	12	565361.0	16	3	90.6	1561.0	1040.0	1354.0
		Type5	4	13	33643.0	16	3	86.3	1596.0	1183.0	1792.0
		Type5	4	14	203957.0	16	3	97.6	1365.0	1073.0	1361.0
		Type5	4	15	373812.0	16	3	84.7	1021.0	1718.0	1854.0
Type5	4	16	544060.0	16	3	99.7	1150.0	1244.0	1988.0		

Test Mode	Channel	Radar Type	Trial ID	Burst ID	Burst Offset (μs)	Chirp Width (MHz)	Number Of Pulses	Pulse Width (μs)	PRI1 (μs)	PRI2 (μs)	PRI3 (μs)
20MHz	5260	Type5	5	0	15438.0	12	3	92.9	1085.0	1564.0	1407.0
		Type5	5	1	222486.0	12	2	67.7	1744.0	1747.0	---
		Type5	5	2	430731.0	12	1	65.8	1092.0	---	---
		Type5	5	3	637784.0	12	1	56.3	1851.0	---	---
		Type5	5	4	845342.0	12	1	53.7	1727.0	---	---
		Type5	5	5	196720.0	12	3	83.5	1679.0	1930.0	1025.0
		Type5	5	6	404955.0	12	1	65.8	1519.0	---	---
		Type5	5	7	610711.0	12	3	85.9	1134.0	1034.0	1808.0
		Type5	5	8	818057.0	12	2	76.3	1606.0	1926.0	---
		Type5	5	9	171459.0	12	2	81.5	1891.0	1714.0	---
		Type5	5	10	377969.0	12	3	89.4	1310.0	1594.0	1827.0
		Type5	5	11	586875.0	12	1	63.4	1568.0	---	---
		Type5	5	12	792834.0	12	2	69.6	1307.0	1925.0	---
40MHz	5270	Type5	5	0	15438.0	12	3	92.9	1085.0	1564.0	1407.0
		Type5	5	1	222486.0	12	2	67.7	1744.0	1747.0	---
		Type5	5	2	430731.0	12	1	65.8	1092.0	---	---
		Type5	5	3	637784.0	12	1	56.3	1851.0	---	---
		Type5	5	4	845342.0	12	1	53.7	1727.0	---	---
		Type5	5	5	196720.0	12	3	83.5	1679.0	1930.0	1025.0
		Type5	5	6	404955.0	12	1	65.8	1519.0	---	---
		Type5	5	7	610711.0	12	3	85.9	1134.0	1034.0	1808.0
		Type5	5	8	818057.0	12	2	76.3	1606.0	1926.0	---
		Type5	5	9	171459.0	12	2	81.5	1891.0	1714.0	---
		Type5	5	10	377969.0	12	3	89.4	1310.0	1594.0	1827.0
		Type5	5	11	586875.0	12	1	63.4	1568.0	---	---
		Type5	5	12	792834.0	12	2	69.6	1307.0	1925.0	---
80MHz	5290	Type5	5	0	15438.0	12	3	92.9	1085.0	1564.0	1407.0
		Type5	5	1	222486.0	12	2	67.7	1744.0	1747.0	---
		Type5	5	2	430731.0	12	1	65.8	1092.0	---	---
		Type5	5	3	637784.0	12	1	56.3	1851.0	---	---
		Type5	5	4	845342.0	12	1	53.7	1727.0	---	---
		Type5	5	5	196720.0	12	3	83.5	1679.0	1930.0	1025.0
		Type5	5	6	404955.0	12	1	65.8	1519.0	---	---
		Type5	5	7	610711.0	12	3	85.9	1134.0	1034.0	1808.0
		Type5	5	8	818057.0	12	2	76.3	1606.0	1926.0	---
		Type5	5	9	171459.0	12	2	81.5	1891.0	1714.0	---
		Type5	5	10	377969.0	12	3	89.4	1310.0	1594.0	1827.0
		Type5	5	11	586875.0	12	1	63.4	1568.0	---	---
		Type5	5	12	792834.0	12	2	69.6	1307.0	1925.0	---
Type5	5	13	146044.0	12	2	74.5	1264.0	1846.0	---		

Test Mode	Channel	Radar Type	Trial ID	Burst ID	Burst Offset (μs)	Chirp Width (MHz)	Number Of Pulses	Pulse Width (μs)	PRI1 (μs)	PRI2 (μs)	PRI3 (μs)
20MHz	5260	Type5	6	0	329022.0	13	3	96.6	1182.0	1609.0	1581.0
		Type5	6	1	521718.0	13	3	96.7	1829.0	1799.0	1154.0
		Type5	6	2	714222.0	13	3	86.5	1923.0	1396.0	1865.0
		Type5	6	3	112450.0	13	2	73.3	1908.0	1318.0	---
		Type5	6	4	306283.0	13	1	55.8	1688.0	---	---
		Type5	6	5	500239.0	13	1	55.4	1145.0	---	---
		Type5	6	6	690932.0	13	3	85.3	1336.0	1504.0	1820.0
		Type5	6	7	88645.0	13	2	79.4	1344.0	1893.0	---
		Type5	6	8	282508.0	13	1	65.7	1476.0	---	---
		Type5	6	9	475842.0	13	2	68.6	1008.0	1028.0	---
		Type5	6	10	667887.0	13	2	77.7	1972.0	1835.0	---
		Type5	6	11	64845.0	13	2	79.6	1882.0	1331.0	---
		Type5	6	12	257755.0	13	3	94.9	1830.0	1070.0	1349.0
		Type5	6	13	452335.0	13	1	61.4	1451.0	---	---
Type5	6	14	643395.0	13	3	90.6	1233.0	1562.0	1887.0		
40MHz	5270	Type5	6	0	329022.0	13	3	96.6	1182.0	1609.0	1581.0
		Type5	6	1	521718.0	13	3	96.7	1829.0	1799.0	1154.0
		Type5	6	2	714222.0	13	3	86.5	1923.0	1396.0	1865.0
		Type5	6	3	112450.0	13	2	73.3	1908.0	1318.0	---
		Type5	6	4	306283.0	13	1	55.8	1688.0	---	---
		Type5	6	5	500239.0	13	1	55.4	1145.0	---	---
		Type5	6	6	690932.0	13	3	85.3	1336.0	1504.0	1820.0
		Type5	6	7	88645.0	13	2	79.4	1344.0	1893.0	---
		Type5	6	8	282508.0	13	1	65.7	1476.0	---	---
		Type5	6	9	475842.0	13	2	68.6	1008.0	1028.0	---
		Type5	6	10	667887.0	13	2	77.7	1972.0	1835.0	---
		Type5	6	11	64845.0	13	2	79.6	1882.0	1331.0	---
		Type5	6	12	257755.0	13	3	94.9	1830.0	1070.0	1349.0
		Type5	6	13	452335.0	13	1	61.4	1451.0	---	---
Type5	6	14	643395.0	13	3	90.6	1233.0	1562.0	1887.0		
80MHz	5290	Type5	6	0	329022.0	13	3	96.6	1182.0	1609.0	1581.0
		Type5	6	1	521718.0	13	3	96.7	1829.0	1799.0	1154.0
		Type5	6	2	714222.0	13	3	86.5	1923.0	1396.0	1865.0
		Type5	6	3	112450.0	13	2	73.3	1908.0	1318.0	---
		Type5	6	4	306283.0	13	1	55.8	1688.0	---	---
		Type5	6	5	500239.0	13	1	55.4	1145.0	---	---
		Type5	6	6	690932.0	13	3	85.3	1336.0	1504.0	1820.0
		Type5	6	7	88645.0	13	2	79.4	1344.0	1893.0	---
		Type5	6	8	282508.0	13	1	65.7	1476.0	---	---
		Type5	6	9	475842.0	13	2	68.6	1008.0	1028.0	---
		Type5	6	10	667887.0	13	2	77.7	1972.0	1835.0	---
		Type5	6	11	64845.0	13	2	79.6	1882.0	1331.0	---
		Type5	6	12	257755.0	13	3	94.9	1830.0	1070.0	1349.0
		Type5	6	13	452335.0	13	1	61.4	1451.0	---	---
Type5	6	14	643395.0	13	3	90.6	1233.0	1562.0	1887.0		

Test Mode	Channel	Radar Type	Trial ID	Burst ID	Burst Offset (μs)	Chirp Width (MHz)	Number Of Pulses	Pulse Width (μs)	PRI1 (μs)	PRI2 (μs)	PRI3 (μs)
20MHz	5260	Type5	7	0	51446.0	10	1	52.6	1210.0	---	---
		Type5	7	1	292696.0	10	3	84.1	1314.0	1725.0	1529.0
		Type5	7	2	533989.0	10	3	97.7	1139.0	1868.0	1805.0
		Type5	7	3	775564.0	10	3	97.3	1341.0	1446.0	1755.0
		Type5	7	4	21542.0	10	3	98.8	1544.0	1386.0	1302.0
		Type5	7	5	263385.0	10	2	72.2	1771.0	1184.0	---
		Type5	7	6	505581.0	10	2	67.6	1175.0	1027.0	---
		Type5	7	7	747058.0	10	2	75.7	1026.0	1871.0	---
		Type5	7	8	989976.0	10	1	60.9	1798.0	---	---
		Type5	7	9	234024.0	10	1	64.2	1138.0	---	---
		Type5	7	10	475207.0	10	2	78.8	1784.0	1604.0	---
40MHz	5270	Type5	7	11	715825.0	10	3	87.5	1511.0	1712.0	1683.0
		Type5	7	0	51446.0	10	1	52.6	1210.0	---	---
		Type5	7	1	292696.0	10	3	84.1	1314.0	1725.0	1529.0
		Type5	7	2	533989.0	10	3	97.7	1139.0	1868.0	1805.0
		Type5	7	3	775564.0	10	3	97.3	1341.0	1446.0	1755.0
		Type5	7	4	21542.0	10	3	98.8	1544.0	1386.0	1302.0
		Type5	7	5	263385.0	10	2	72.2	1771.0	1184.0	---
		Type5	7	6	505581.0	10	2	67.6	1175.0	1027.0	---
		Type5	7	7	747058.0	10	2	75.7	1026.0	1871.0	---
		Type5	7	8	989976.0	10	1	60.9	1798.0	---	---
		Type5	7	9	234024.0	10	1	64.2	1138.0	---	---
80MHz	5290	Type5	7	10	475207.0	10	2	78.8	1784.0	1604.0	---
		Type5	7	11	715825.0	10	3	87.5	1511.0	1712.0	1683.0
		Type5	7	0	51446.0	10	1	52.6	1210.0	---	---
		Type5	7	1	292696.0	10	3	84.1	1314.0	1725.0	1529.0
		Type5	7	2	533989.0	10	3	97.7	1139.0	1868.0	1805.0
		Type5	7	3	775564.0	10	3	97.3	1341.0	1446.0	1755.0
		Type5	7	4	21542.0	10	3	98.8	1544.0	1386.0	1302.0
		Type5	7	5	263385.0	10	2	72.2	1771.0	1184.0	---
		Type5	7	6	505581.0	10	2	67.6	1175.0	1027.0	---
		Type5	7	7	747058.0	10	2	75.7	1026.0	1871.0	---
		Type5	7	8	989976.0	10	1	60.9	1798.0	---	---

Test Mode	Channel	Radar Type	Trial ID	Burst ID	Burst Offset (μs)	Chirp Width (MHz)	Number Of Pulses	Pulse Width (μs)	PRI1 (μs)	PRI2 (μs)	PRI3 (μs)
20MHz	5260	Type5	8	0	823112.0	13	1	54.1	1415.0	---	---
		Type5	8	1	174965.0	13	1	50.7	1221.0	---	---
		Type5	8	2	382216.0	13	1	52.3	1974.0	---	---
		Type5	8	3	587395.0	13	3	99.8	1558.0	1696.0	1949.0
		Type5	8	4	796897.0	13	2	68.4	1014.0	1099.0	---
		Type5	8	5	149042.0	13	2	80.8	1736.0	1505.0	---
		Type5	8	6	356750.0	13	1	62.5	1778.0	---	---
		Type5	8	7	563824.0	13	2	74.8	1149.0	1204.0	---
		Type5	8	8	772314.0	13	1	50.8	1049.0	---	---
		Type5	8	9	123796.0	13	1	54.0	1417.0	---	---
		Type5	8	10	331215.0	13	1	63.0	1730.0	---	---
		Type5	8	11	537402.0	13	3	91.8	1143.0	1270.0	1347.0
		Type5	8	12	744805.0	13	2	79.3	1274.0	1992.0	---
40MHz	5270	Type5	8	0	823112.0	13	1	54.1	1415.0	---	---
		Type5	8	1	174965.0	13	1	50.7	1221.0	---	---
		Type5	8	2	382216.0	13	1	52.3	1974.0	---	---
		Type5	8	3	587395.0	13	3	99.8	1558.0	1696.0	1949.0
		Type5	8	4	796897.0	13	2	68.4	1014.0	1099.0	---
		Type5	8	5	149042.0	13	2	80.8	1736.0	1505.0	---
		Type5	8	6	356750.0	13	1	62.5	1778.0	---	---
		Type5	8	7	563824.0	13	2	74.8	1149.0	1204.0	---
		Type5	8	8	772314.0	13	1	50.8	1049.0	---	---
		Type5	8	9	123796.0	13	1	54.0	1417.0	---	---
		Type5	8	10	331215.0	13	1	63.0	1730.0	---	---
		Type5	8	11	537402.0	13	3	91.8	1143.0	1270.0	1347.0
		Type5	8	12	744805.0	13	2	79.3	1274.0	1992.0	---
80MHz	5290	Type5	8	0	823112.0	13	1	54.1	1415.0	---	---
		Type5	8	1	174965.0	13	1	50.7	1221.0	---	---
		Type5	8	2	382216.0	13	1	52.3	1974.0	---	---
		Type5	8	3	587395.0	13	3	99.8	1558.0	1696.0	1949.0
		Type5	8	4	796897.0	13	2	68.4	1014.0	1099.0	---
		Type5	8	5	149042.0	13	2	80.8	1736.0	1505.0	---
		Type5	8	6	356750.0	13	1	62.5	1778.0	---	---
		Type5	8	7	563824.0	13	2	74.8	1149.0	1204.0	---
		Type5	8	8	772314.0	13	1	50.8	1049.0	---	---
		Type5	8	9	123796.0	13	1	54.0	1417.0	---	---
		Type5	8	10	331215.0	13	1	63.0	1730.0	---	---
		Type5	8	11	537402.0	13	3	91.8	1143.0	1270.0	1347.0
		Type5	8	12	744805.0	13	2	79.3	1274.0	1992.0	---
Type5	8	13	98172.0	13	1	64.3	1937.0	---	---		



Test Mode	Channel	Radar Type	Trial ID	Burst ID	Burst Offset (μs)	Chirp Width (MHz)	Number Of Pulses	Pulse Width (μs)	PRI1 (μs)	PRI2 (μs)	PRI3 (μs)
20MHz	5260	Type5	9	0	535615.0	6	1	63.4	1043.0	---	---
		Type5	9	1	898668.0	6	1	52.0	1863.0	---	---
		Type5	9	2	1259235.0	6	3	97.2	1973.0	1605.0	1583.0
		Type5	9	3	127106.0	6	2	78.7	1466.0	1743.0	---
		Type5	9	4	490358.0	6	2	74.2	1280.0	1219.0	---
		Type5	9	5	852409.0	6	3	88.7	1293.0	1934.0	1273.0
		Type5	9	6	1217152.0	6	1	54.3	1991.0	---	---
		Type5	9	7	82296.0	6	3	95.4	1580.0	1555.0	1791.0
40MHz	5270	Type5	9	0	535615.0	6	1	63.4	1043.0	---	---
		Type5	9	1	898668.0	6	1	52.0	1863.0	---	---
		Type5	9	2	1259235.0	6	3	97.2	1973.0	1605.0	1583.0
		Type5	9	3	127106.0	6	2	78.7	1466.0	1743.0	---
		Type5	9	4	490358.0	6	2	74.2	1280.0	1219.0	---
		Type5	9	5	852409.0	6	3	88.7	1293.0	1934.0	1273.0
		Type5	9	6	1217152.0	6	1	54.3	1991.0	---	---
		Type5	9	7	82296.0	6	3	95.4	1580.0	1555.0	1791.0
80MHz	5290	Type5	9	0	535615.0	6	1	63.4	1043.0	---	---
		Type5	9	1	898668.0	6	1	52.0	1863.0	---	---
		Type5	9	2	1259235.0	6	3	97.2	1973.0	1605.0	1583.0
		Type5	9	3	127106.0	6	2	78.7	1466.0	1743.0	---
		Type5	9	4	490358.0	6	2	74.2	1280.0	1219.0	---
		Type5	9	5	852409.0	6	3	88.7	1293.0	1934.0	1273.0
		Type5	9	6	1217152.0	6	1	54.3	1991.0	---	---
		Type5	9	7	82296.0	6	3	95.4	1580.0	1555.0	1791.0

Test Mode	Channel	Radar Type	Trial ID	Burst ID	Burst Offset (μs)	Chirp Width (MHz)	Number Of Pulses	Pulse Width (μs)	PRI1 (μs)	PRI2 (μs)	PRI3 (μs)
20MHz	5260	Type5	10	0	209249.0	16	2	73.7	1208.0	1497.0	---
		Type5	10	1	378386.0	16	3	97.4	1942.0	1754.0	1613.0
		Type5	10	2	548411.0	16	3	91.7	1999.0	1702.0	1462.0
		Type5	10	3	17733.0	16	1	66.2	1393.0	---	---
		Type5	10	4	187952.0	16	2	70.8	1968.0	1821.0	---
		Type5	10	5	359277.0	16	1	52.3	1740.0	---	---
		Type5	10	6	528886.0	16	2	78.9	1308.0	1984.0	---
		Type5	10	7	700166.0	16	2	70.9	1050.0	1358.0	---
		Type5	10	8	167197.0	16	2	75.6	1437.0	1430.0	---
		Type5	10	9	338262.0	16	1	59.1	1697.0	---	---
		Type5	10	10	508324.0	16	2	77.0	1397.0	1304.0	---
		Type5	10	11	678689.0	16	2	67.9	1803.0	1083.0	---
		Type5	10	12	146031.0	16	2	81.2	1720.0	1932.0	---
		Type5	10	13	316923.0	16	2	78.7	1247.0	1121.0	---
		Type5	10	14	488056.0	16	1	63.3	1634.0	---	---
		Type5	10	15	657326.0	16	2	68.9	1849.0	1423.0	---
Type5	10	16	125509.0	16	1	59.3	1093.0	---	---		
40MHz	5270	Type5	10	0	209249.0	16	2	73.7	1208.0	1497.0	---
		Type5	10	1	378386.0	16	3	97.4	1942.0	1754.0	1613.0
		Type5	10	2	548411.0	16	3	91.7	1999.0	1702.0	1462.0
		Type5	10	3	17733.0	16	1	66.2	1393.0	---	---
		Type5	10	4	187952.0	16	2	70.8	1968.0	1821.0	---
		Type5	10	5	359277.0	16	1	52.3	1740.0	---	---
		Type5	10	6	528886.0	16	2	78.9	1308.0	1984.0	---
		Type5	10	7	700166.0	16	2	70.9	1050.0	1358.0	---
		Type5	10	8	167197.0	16	2	75.6	1437.0	1430.0	---
		Type5	10	9	338262.0	16	1	59.1	1697.0	---	---
		Type5	10	10	508324.0	16	2	77.0	1397.0	1304.0	---
		Type5	10	11	678689.0	16	2	67.9	1803.0	1083.0	---
		Type5	10	12	146031.0	16	2	81.2	1720.0	1932.0	---
		Type5	10	13	316923.0	16	2	78.7	1247.0	1121.0	---
		Type5	10	14	488056.0	16	1	63.3	1634.0	---	---
		Type5	10	15	657326.0	16	2	68.9	1849.0	1423.0	---
Type5	10	16	125509.0	16	1	59.3	1093.0	---	---		
80MHz	5290	Type5	10	0	209249.0	16	2	73.7	1208.0	1497.0	---
		Type5	10	1	378386.0	16	3	97.4	1942.0	1754.0	1613.0
		Type5	10	2	548411.0	16	3	91.7	1999.0	1702.0	1462.0
		Type5	10	3	17733.0	16	1	66.2	1393.0	---	---
		Type5	10	4	187952.0	16	2	70.8	1968.0	1821.0	---
		Type5	10	5	359277.0	16	1	52.3	1740.0	---	---
		Type5	10	6	528886.0	16	2	78.9	1308.0	1984.0	---
		Type5	10	7	700166.0	16	2	70.9	1050.0	1358.0	---
		Type5	10	8	167197.0	16	2	75.6	1437.0	1430.0	---
		Type5	10	9	338262.0	16	1	59.1	1697.0	---	---
		Type5	10	10	508324.0	16	2	77.0	1397.0	1304.0	---
		Type5	10	11	678689.0	16	2	67.9	1803.0	1083.0	---
		Type5	10	12	146031.0	16	2	81.2	1720.0	1932.0	---
		Type5	10	13	316923.0	16	2	78.7	1247.0	1121.0	---
		Type5	10	14	488056.0	16	1	63.3	1634.0	---	---
		Type5	10	15	657326.0	16	2	68.9	1849.0	1423.0	---
Type5	10	16	125509.0	16	1	59.3	1093.0	---	---		

Test Mode	Channel	Radar Type	Trial ID	Burst ID	Burst Offset (μs)	Chirp Width (MHz)	Number Of Pulses	Pulse Width (μs)	PRI1 (μs)	PRI2 (μs)	PRI3 (μs)
20MHz	5260	Type5	11	0	263736.0	19	3	98.9	1381.0	1680.0	1488.0
		Type5	11	1	416459.0	19	2	82.3	1716.0	1855.0	---
		Type5	11	2	567902.0	19	3	86.7	1211.0	1400.0	1919.0
		Type5	11	3	92979.0	19	3	89.7	1861.0	1068.0	1282.0
		Type5	11	4	245155.0	19	3	98.6	1507.0	1194.0	1461.0
		Type5	11	5	397609.0	19	2	71.1	1921.0	1789.0	---
		Type5	11	6	551431.0	19	1	55.9	1947.0	---	---
		Type5	11	7	74413.0	19	2	67.9	1350.0	1372.0	---
		Type5	11	8	226559.0	19	3	84.4	1203.0	1107.0	1443.0
		Type5	11	9	380056.0	19	1	58.8	1715.0	---	---
		Type5	11	10	533408.0	19	1	65.6	1017.0	---	---
		Type5	11	11	55547.0	19	2	78.5	1911.0	1704.0	---
		Type5	11	12	207876.0	19	2	82.3	1845.0	1686.0	---
		Type5	11	13	359771.0	19	3	90.1	1938.0	1071.0	1266.0
		Type5	11	14	511297.0	19	3	90.2	1989.0	1089.0	1950.0
		Type5	11	15	36803.0	19	2	83.1	1943.0	1406.0	---
		Type5	11	16	189652.0	19	1	58.8	1742.0	---	---
		Type5	11	17	341809.0	19	2	77.0	1187.0	1657.0	---
Type5	11	18	495737.0	19	1	55.0	1012.0	---	---		
40MHz	5270	Type5	11	0	263736.0	19	3	98.9	1381.0	1680.0	1488.0
		Type5	11	1	416459.0	19	2	82.3	1716.0	1855.0	---
		Type5	11	2	567902.0	19	3	86.7	1211.0	1400.0	1919.0
		Type5	11	3	92979.0	19	3	89.7	1861.0	1068.0	1282.0
		Type5	11	4	245155.0	19	3	98.6	1507.0	1194.0	1461.0
		Type5	11	5	397609.0	19	2	71.1	1921.0	1789.0	---
		Type5	11	6	551431.0	19	1	55.9	1947.0	---	---
		Type5	11	7	74413.0	19	2	67.9	1350.0	1372.0	---
		Type5	11	8	226559.0	19	3	84.4	1203.0	1107.0	1443.0
		Type5	11	9	380056.0	19	1	58.8	1715.0	---	---
		Type5	11	10	533408.0	19	1	65.6	1017.0	---	---
		Type5	11	11	55547.0	19	2	78.5	1911.0	1704.0	---
		Type5	11	12	207876.0	19	2	82.3	1845.0	1686.0	---
		Type5	11	13	359771.0	19	3	90.1	1938.0	1071.0	1266.0
		Type5	11	14	511297.0	19	3	90.2	1989.0	1089.0	1950.0
		Type5	11	15	36803.0	19	2	83.1	1943.0	1406.0	---
		Type5	11	16	189652.0	19	1	58.8	1742.0	---	---
		Type5	11	17	341809.0	19	2	77.0	1187.0	1657.0	---
Type5	11	18	495737.0	19	1	55.0	1012.0	---	---		
80MHz	5290	Type5	11	0	263736.0	19	3	98.9	1381.0	1680.0	1488.0
		Type5	11	1	416459.0	19	2	82.3	1716.0	1855.0	---
		Type5	11	2	567902.0	19	3	86.7	1211.0	1400.0	1919.0
		Type5	11	3	92979.0	19	3	89.7	1861.0	1068.0	1282.0
		Type5	11	4	245155.0	19	3	98.6	1507.0	1194.0	1461.0
		Type5	11	5	397609.0	19	2	71.1	1921.0	1789.0	---
		Type5	11	6	551431.0	19	1	55.9	1947.0	---	---
		Type5	11	7	74413.0	19	2	67.9	1350.0	1372.0	---
		Type5	11	8	226559.0	19	3	84.4	1203.0	1107.0	1443.0
		Type5	11	9	380056.0	19	1	58.8	1715.0	---	---
		Type5	11	10	533408.0	19	1	65.6	1017.0	---	---
		Type5	11	11	55547.0	19	2	78.5	1911.0	1704.0	---
		Type5	11	12	207876.0	19	2	82.3	1845.0	1686.0	---
		Type5	11	13	359771.0	19	3	90.1	1938.0	1071.0	1266.0
		Type5	11	14	511297.0	19	3	90.2	1989.0	1089.0	1950.0
		Type5	11	15	36803.0	19	2	83.1	1943.0	1406.0	---
		Type5	11	16	189652.0	19	1	58.8	1742.0	---	---
		Type5	11	17	341809.0	19	2	77.0	1187.0	1657.0	---
Type5	11	18	495737.0	19	1	55.0	1012.0	---	---		

Test Mode	Channel	Radar Type	Trial ID	Burst ID	Burst Offset (μs)	Chirp Width (MHz)	Number Of Pulses	Pulse Width (μs)	PRI1 (μs)	PRI2 (μs)	PRI3 (μs)
20MHz	5260	Type5	12	0	22911.0	13	1	58.1	1929.0	---	---
		Type5	12	1	216473.0	13	1	52.1	1910.0	---	---
		Type5	12	2	410004.0	13	1	59.9	1971.0	---	---
		Type5	12	3	603671.0	13	1	60.2	1812.0	---	---
		Type5	12	4	794160.0	13	3	95.9	1399.0	1906.0	1608.0
		Type5	12	5	192251.0	13	2	79.9	1626.0	1859.0	---
		Type5	12	6	385590.0	13	2	78.5	1238.0	1917.0	---
		Type5	12	7	579862.0	13	1	53.8	1763.0	---	---
		Type5	12	8	773423.0	13	1	64.7	1800.0	---	---
		Type5	12	9	168898.0	13	1	61.4	1390.0	---	---
		Type5	12	10	361606.0	13	2	83.2	1692.0	1858.0	---
		Type5	12	11	553866.0	13	3	84.7	1533.0	1677.0	1638.0
		Type5	12	12	747241.0	13	3	88.7	1703.0	1528.0	1058.0
		Type5	12	13	144710.0	13	2	78.3	1258.0	1951.0	---
Type5	12	14	337856.0	13	2	69.3	1731.0	1717.0	---		
40MHz	5270	Type5	12	0	22911.0	13	1	58.1	1929.0	---	---
		Type5	12	1	216473.0	13	1	52.1	1910.0	---	---
		Type5	12	2	410004.0	13	1	59.9	1971.0	---	---
		Type5	12	3	603671.0	13	1	60.2	1812.0	---	---
		Type5	12	4	794160.0	13	3	95.9	1399.0	1906.0	1608.0
		Type5	12	5	192251.0	13	2	79.9	1626.0	1859.0	---
		Type5	12	6	385590.0	13	2	78.5	1238.0	1917.0	---
		Type5	12	7	579862.0	13	1	53.8	1763.0	---	---
		Type5	12	8	773423.0	13	1	64.7	1800.0	---	---
		Type5	12	9	168898.0	13	1	61.4	1390.0	---	---
		Type5	12	10	361606.0	13	2	83.2	1692.0	1858.0	---
		Type5	12	11	553866.0	13	3	84.7	1533.0	1677.0	1638.0
		Type5	12	12	747241.0	13	3	88.7	1703.0	1528.0	1058.0
		Type5	12	13	144710.0	13	2	78.3	1258.0	1951.0	---
Type5	12	14	337856.0	13	2	69.3	1731.0	1717.0	---		
80MHz	5290	Type5	12	0	22911.0	13	1	58.1	1929.0	---	---
		Type5	12	1	216473.0	13	1	52.1	1910.0	---	---
		Type5	12	2	410004.0	13	1	59.9	1971.0	---	---
		Type5	12	3	603671.0	13	1	60.2	1812.0	---	---
		Type5	12	4	794160.0	13	3	95.9	1399.0	1906.0	1608.0
		Type5	12	5	192251.0	13	2	79.9	1626.0	1859.0	---
		Type5	12	6	385590.0	13	2	78.5	1238.0	1917.0	---
		Type5	12	7	579862.0	13	1	53.8	1763.0	---	---
		Type5	12	8	773423.0	13	1	64.7	1800.0	---	---
		Type5	12	9	168898.0	13	1	61.4	1390.0	---	---
		Type5	12	10	361606.0	13	2	83.2	1692.0	1858.0	---
		Type5	12	11	553866.0	13	3	84.7	1533.0	1677.0	1638.0
		Type5	12	12	747241.0	13	3	88.7	1703.0	1528.0	1058.0
		Type5	12	13	144710.0	13	2	78.3	1258.0	1951.0	---
Type5	12	14	337856.0	13	2	69.3	1731.0	1717.0	---		

Test Mode	Channel	Radar Type	Trial ID	Burst ID	Burst Offset (μs)	Chirp Width (MHz)	Number Of Pulses	Pulse Width (μs)	PRI1 (μs)	PRI2 (μs)	PRI3 (μs)
20MHz	5260	Type5	13	0	664275.0	10	2	75.3	1994.0	1612.0	---
		Type5	13	1	907886.0	10	1	56.3	1456.0	---	---
		Type5	13	2	151316.0	10	2	67.7	1617.0	1185.0	---
		Type5	13	3	393746.0	10	1	55.6	1337.0	---	---
		Type5	13	4	635093.0	10	2	75.2	1421.0	1267.0	---
		Type5	13	5	876993.0	10	2	76.3	1359.0	1305.0	---
		Type5	13	6	121278.0	10	3	85.7	1547.0	1362.0	1924.0
		Type5	13	7	362696.0	10	3	98.4	1873.0	1550.0	1249.0
		Type5	13	8	604342.0	10	3	86.4	1779.0	1439.0	1046.0
		Type5	13	9	846453.0	10	3	93.6	1059.0	1031.0	1452.0
		Type5	13	10	91871.0	10	1	63.3	1328.0	---	---
40MHz	5270	Type5	13	11	333050.0	10	3	92.4	1412.0	1673.0	1322.0
		Type5	13	0	664275.0	10	2	75.3	1994.0	1612.0	---
		Type5	13	1	907886.0	10	1	56.3	1456.0	---	---
		Type5	13	2	151316.0	10	2	67.7	1617.0	1185.0	---
		Type5	13	3	393746.0	10	1	55.6	1337.0	---	---
		Type5	13	4	635093.0	10	2	75.2	1421.0	1267.0	---
		Type5	13	5	876993.0	10	2	76.3	1359.0	1305.0	---
		Type5	13	6	121278.0	10	3	85.7	1547.0	1362.0	1924.0
		Type5	13	7	362696.0	10	3	98.4	1873.0	1550.0	1249.0
		Type5	13	8	604342.0	10	3	86.4	1779.0	1439.0	1046.0
		Type5	13	9	846453.0	10	3	93.6	1059.0	1031.0	1452.0
80MHz	5290	Type5	13	10	91871.0	10	1	63.3	1328.0	---	---
		Type5	13	11	333050.0	10	3	92.4	1412.0	1673.0	1322.0
		Type5	13	0	664275.0	10	2	75.3	1994.0	1612.0	---
		Type5	13	1	907886.0	10	1	56.3	1456.0	---	---
		Type5	13	2	151316.0	10	2	67.7	1617.0	1185.0	---
		Type5	13	3	393746.0	10	1	55.6	1337.0	---	---
		Type5	13	4	635093.0	10	2	75.2	1421.0	1267.0	---
		Type5	13	5	876993.0	10	2	76.3	1359.0	1305.0	---
		Type5	13	6	121278.0	10	3	85.7	1547.0	1362.0	1924.0
		Type5	13	7	362696.0	10	3	98.4	1873.0	1550.0	1249.0
		Type5	13	8	604342.0	10	3	86.4	1779.0	1439.0	1046.0

Test Mode	Channel	Radar Type	Trial ID	Burst ID	Burst Offset (μs)	Chirp Width (MHz)	Number Of Pulses	Pulse Width (μs)	PRI1 (μs)	PRI2 (μs)	PRI3 (μs)
20MHz	5260	Type5	14	0	361323.0	18	3	93.3	1983.0	1912.0	1535.0
		Type5	14	1	515261.0	18	2	69.1	1102.0	1794.0	---
		Type5	14	2	39025.0	18	3	86.9	1044.0	1152.0	1148.0
		Type5	14	3	190900.0	18	3	84.9	1894.0	1948.0	1118.0
		Type5	14	4	343941.0	18	2	72.3	1094.0	1916.0	---
		Type5	14	5	497624.0	18	1	51.7	1447.0	---	---
		Type5	14	6	20319.0	18	1	58.3	1429.0	---	---
		Type5	14	7	172999.0	18	1	60.8	1979.0	---	---
		Type5	14	8	325872.0	18	1	57.1	1641.0	---	---
		Type5	14	9	475841.0	18	3	88.9	1886.0	1964.0	1489.0
		Type5	14	10	1489.0	18	2	72.0	1909.0	1297.0	---
		Type5	14	11	153647.0	18	3	90.9	1261.0	1566.0	1370.0
		Type5	14	12	307096.0	18	1	59.8	1552.0	---	---
		Type5	14	13	458804.0	18	2	70.0	1759.0	1291.0	---
		Type5	14	14	610798.0	18	2	67.2	1625.0	1881.0	---
		Type5	14	15	134759.0	18	3	91.2	1382.0	1832.0	1661.0
		Type5	14	16	288306.0	18	1	56.5	1483.0	---	---
		Type5	14	17	441296.0	18	1	51.2	1237.0	---	---
Type5	14	18	592780.0	18	2	74.1	1471.0	1245.0	---		
40MHz	5270	Type5	14	0	361323.0	18	3	93.3	1983.0	1912.0	1535.0
		Type5	14	1	515261.0	18	2	69.1	1102.0	1794.0	---
		Type5	14	2	39025.0	18	3	86.9	1044.0	1152.0	1148.0
		Type5	14	3	190900.0	18	3	84.9	1894.0	1948.0	1118.0
		Type5	14	4	343941.0	18	2	72.3	1094.0	1916.0	---
		Type5	14	5	497624.0	18	1	51.7	1447.0	---	---
		Type5	14	6	20319.0	18	1	58.3	1429.0	---	---
		Type5	14	7	172999.0	18	1	60.8	1979.0	---	---
		Type5	14	8	325872.0	18	1	57.1	1641.0	---	---
		Type5	14	9	475841.0	18	3	88.9	1886.0	1964.0	1489.0
		Type5	14	10	1489.0	18	2	72.0	1909.0	1297.0	---
		Type5	14	11	153647.0	18	3	90.9	1261.0	1566.0	1370.0
		Type5	14	12	307096.0	18	1	59.8	1552.0	---	---
		Type5	14	13	458804.0	18	2	70.0	1759.0	1291.0	---
		Type5	14	14	610798.0	18	2	67.2	1625.0	1881.0	---
		Type5	14	15	134759.0	18	3	91.2	1382.0	1832.0	1661.0
		Type5	14	16	288306.0	18	1	56.5	1483.0	---	---
		Type5	14	17	441296.0	18	1	51.2	1237.0	---	---
Type5	14	18	592780.0	18	2	74.1	1471.0	1245.0	---		
80MHz	5290	Type5	14	0	361323.0	18	3	93.3	1983.0	1912.0	1535.0
		Type5	14	1	515261.0	18	2	69.1	1102.0	1794.0	---
		Type5	14	2	39025.0	18	3	86.9	1044.0	1152.0	1148.0
		Type5	14	3	190900.0	18	3	84.9	1894.0	1948.0	1118.0
		Type5	14	4	343941.0	18	2	72.3	1094.0	1916.0	---
		Type5	14	5	497624.0	18	1	51.7	1447.0	---	---
		Type5	14	6	20319.0	18	1	58.3	1429.0	---	---
		Type5	14	7	172999.0	18	1	60.8	1979.0	---	---
		Type5	14	8	325872.0	18	1	57.1	1641.0	---	---
		Type5	14	9	475841.0	18	3	88.9	1886.0	1964.0	1489.0
		Type5	14	10	1489.0	18	2	72.0	1909.0	1297.0	---
		Type5	14	11	153647.0	18	3	90.9	1261.0	1566.0	1370.0
		Type5	14	12	307096.0	18	1	59.8	1552.0	---	---
		Type5	14	13	458804.0	18	2	70.0	1759.0	1291.0	---
		Type5	14	14	610798.0	18	2	67.2	1625.0	1881.0	---
		Type5	14	15	134759.0	18	3	91.2	1382.0	1832.0	1661.0
		Type5	14	16	288306.0	18	1	56.5	1483.0	---	---
		Type5	14	17	441296.0	18	1	51.2	1237.0	---	---
Type5	14	18	592780.0	18	2	74.1	1471.0	1245.0	---		

Test Mode	Channel	Radar Type	Trial ID	Burst ID	Burst Offset (μs)	Chirp Width (MHz)	Number Of Pulses	Pulse Width (μs)	PRI1 (μs)	PRI2 (μs)	PRI3 (μs)
20MHz	5260	Type5	15	0	158286.0	12	2	76.9	1110.0	1140.0	---
		Type5	15	1	366024.0	12	1	50.2	1316.0	---	---
		Type5	15	2	573452.0	12	1	62.9	1520.0	---	---
		Type5	15	3	780619.0	12	1	64.7	1902.0	---	---
		Type5	15	4	132455.0	12	3	83.8	1410.0	1097.0	1621.0
		Type5	15	5	340207.0	12	1	65.4	1944.0	---	---
		Type5	15	6	548208.0	12	1	53.2	1024.0	---	---
		Type5	15	7	755333.0	12	1	51.7	1603.0	---	---
		Type5	15	8	107117.0	12	2	78.7	1804.0	1168.0	---
		Type5	15	9	314500.0	12	2	72.4	1030.0	1343.0	---
		Type5	15	10	522447.0	12	1	53.8	1327.0	---	---
		Type5	15	11	728517.0	12	2	73.6	1524.0	1553.0	---
		Type5	15	12	81611.0	12	2	66.7	1722.0	1122.0	---
Type5	15	13	288948.0	12	2	82.5	1404.0	1019.0	---		
40MHz	5270	Type5	15	0	158286.0	12	2	76.9	1110.0	1140.0	---
		Type5	15	1	366024.0	12	1	50.2	1316.0	---	---
		Type5	15	2	573452.0	12	1	62.9	1520.0	---	---
		Type5	15	3	780619.0	12	1	64.7	1902.0	---	---
		Type5	15	4	132455.0	12	3	83.8	1410.0	1097.0	1621.0
		Type5	15	5	340207.0	12	1	65.4	1944.0	---	---
		Type5	15	6	548208.0	12	1	53.2	1024.0	---	---
		Type5	15	7	755333.0	12	1	51.7	1603.0	---	---
		Type5	15	8	107117.0	12	2	78.7	1804.0	1168.0	---
		Type5	15	9	314500.0	12	2	72.4	1030.0	1343.0	---
		Type5	15	10	522447.0	12	1	53.8	1327.0	---	---
		Type5	15	11	728517.0	12	2	73.6	1524.0	1553.0	---
		Type5	15	12	81611.0	12	2	66.7	1722.0	1122.0	---
Type5	15	13	288948.0	12	2	82.5	1404.0	1019.0	---		
80MHz	5290	Type5	15	0	158286.0	12	2	76.9	1110.0	1140.0	---
		Type5	15	1	366024.0	12	1	50.2	1316.0	---	---
		Type5	15	2	573452.0	12	1	62.9	1520.0	---	---
		Type5	15	3	780619.0	12	1	64.7	1902.0	---	---
		Type5	15	4	132455.0	12	3	83.8	1410.0	1097.0	1621.0
		Type5	15	5	340207.0	12	1	65.4	1944.0	---	---
		Type5	15	6	548208.0	12	1	53.2	1024.0	---	---
		Type5	15	7	755333.0	12	1	51.7	1603.0	---	---
		Type5	15	8	107117.0	12	2	78.7	1804.0	1168.0	---
		Type5	15	9	314500.0	12	2	72.4	1030.0	1343.0	---
		Type5	15	10	522447.0	12	1	53.8	1327.0	---	---
		Type5	15	11	728517.0	12	2	73.6	1524.0	1553.0	---
		Type5	15	12	81611.0	12	2	66.7	1722.0	1122.0	---
Type5	15	13	288948.0	12	2	82.5	1404.0	1019.0	---		

Test Mode	Channel	Radar Type	Trial ID	Burst ID	Burst Offset (μs)	Chirp Width (MHz)	Number Of Pulses	Pulse Width (μs)	PRI1 (μs)	PRI2 (μs)	PRI3 (μs)
20MHz	5260	Type5	16	0	345766.0	20	3	87.6	1565.0	1055.0	1840.0
		Type5	16	1	490019.0	20	3	85.2	1735.0	1541.0	1408.0
		Type5	16	2	39073.0	20	3	84.8	1534.0	1889.0	1463.0
		Type5	16	3	183923.0	20	2	77.9	1749.0	1460.0	---
		Type5	16	4	328777.0	20	2	76.5	1518.0	1485.0	---
		Type5	16	5	474728.0	20	1	60.9	1540.0	---	---
		Type5	16	6	21394.0	20	2	83.0	1080.0	1010.0	---
		Type5	16	7	165992.0	20	2	80.4	1824.0	1752.0	---
		Type5	16	8	310973.0	20	2	67.5	1764.0	1181.0	---
		Type5	16	9	456884.0	20	1	62.1	1495.0	---	---
		Type5	16	10	3515.0	20	3	86.4	1773.0	1966.0	1263.0
		Type5	16	11	147928.0	20	3	84.3	1593.0	1188.0	1788.0
		Type5	16	12	293225.0	20	2	76.9	1226.0	1537.0	---
		Type5	16	13	436922.0	20	3	95.8	1192.0	1298.0	1844.0
		Type5	16	14	584015.0	20	1	55.2	1644.0	---	---
		Type5	16	15	130832.0	20	1	59.0	1402.0	---	---
		Type5	16	16	274684.0	20	3	94.5	1296.0	1700.0	1283.0
		Type5	16	17	418579.0	20	3	91.9	1970.0	1978.0	1165.0
		Type5	16	18	563464.0	20	3	85.2	1732.0	1551.0	1189.0
Type5	16	19	112787.0	20	2	69.5	1038.0	1224.0	---		
40MHz	5270	Type5	16	0	345766.0	20	3	87.6	1565.0	1055.0	1840.0
		Type5	16	1	490019.0	20	3	85.2	1735.0	1541.0	1408.0
		Type5	16	2	39073.0	20	3	84.8	1534.0	1889.0	1463.0
		Type5	16	3	183923.0	20	2	77.9	1749.0	1460.0	---
		Type5	16	4	328777.0	20	2	76.5	1518.0	1485.0	---
		Type5	16	5	474728.0	20	1	60.9	1540.0	---	---
		Type5	16	6	21394.0	20	2	83.0	1080.0	1010.0	---
		Type5	16	7	165992.0	20	2	80.4	1824.0	1752.0	---
		Type5	16	8	310973.0	20	2	67.5	1764.0	1181.0	---
		Type5	16	9	456884.0	20	1	62.1	1495.0	---	---
		Type5	16	10	3515.0	20	3	86.4	1773.0	1966.0	1263.0
		Type5	16	11	147928.0	20	3	84.3	1593.0	1188.0	1788.0
		Type5	16	12	293225.0	20	2	76.9	1226.0	1537.0	---
		Type5	16	13	436922.0	20	3	95.8	1192.0	1298.0	1844.0
		Type5	16	14	584015.0	20	1	55.2	1644.0	---	---
		Type5	16	15	130832.0	20	1	59.0	1402.0	---	---
		Type5	16	16	274684.0	20	3	94.5	1296.0	1700.0	1283.0
		Type5	16	17	418579.0	20	3	91.9	1970.0	1978.0	1165.0
		Type5	16	18	563464.0	20	3	85.2	1732.0	1551.0	1189.0
Type5	16	19	112787.0	20	2	69.5	1038.0	1224.0	---		
80MHz	5290	Type5	16	0	345766.0	20	3	87.6	1565.0	1055.0	1840.0
		Type5	16	1	490019.0	20	3	85.2	1735.0	1541.0	1408.0
		Type5	16	2	39073.0	20	3	84.8	1534.0	1889.0	1463.0
		Type5	16	3	183923.0	20	2	77.9	1749.0	1460.0	---
		Type5	16	4	328777.0	20	2	76.5	1518.0	1485.0	---
		Type5	16	5	474728.0	20	1	60.9	1540.0	---	---
		Type5	16	6	21394.0	20	2	83.0	1080.0	1010.0	---
		Type5	16	7	165992.0	20	2	80.4	1824.0	1752.0	---
		Type5	16	8	310973.0	20	2	67.5	1764.0	1181.0	---
		Type5	16	9	456884.0	20	1	62.1	1495.0	---	---
		Type5	16	10	3515.0	20	3	86.4	1773.0	1966.0	1263.0
		Type5	16	11	147928.0	20	3	84.3	1593.0	1188.0	1788.0
		Type5	16	12	293225.0	20	2	76.9	1226.0	1537.0	---
		Type5	16	13	436922.0	20	3	95.8	1192.0	1298.0	1844.0
		Type5	16	14	584015.0	20	1	55.2	1644.0	---	---
		Type5	16	15	130832.0	20	1	59.0	1402.0	---	---
		Type5	16	16	274684.0	20	3	94.5	1296.0	1700.0	1283.0



	Type5	16	17	418579.0	20	3	91.9	1970.0	1978.0	1165.0
	Type5	16	18	563464.0	20	3	85.2	1732.0	1551.0	1189.0
	Type5	16	19	112787.0	20	2	69.5	1038.0	1224.0	---

Test Mode	Channel	Radar Type	Trial ID	Burst ID	Burst Offset (μs)	Chirp Width (MHz)	Number Of Pulses	Pulse Width (μs)	PRI1 (μs)	PRI2 (μs)	PRI3 (μs)
20MHz	5260	Type5	17	0	429224.0	10	3	86.4	1259.0	1918.0	1455.0
		Type5	17	1	670241.0	10	3	92.2	1598.0	1719.0	1895.0
		Type5	17	2	912880.0	10	2	80.4	1816.0	1899.0	---
		Type5	17	3	158603.0	10	1	54.3	1335.0	---	---
		Type5	17	4	400824.0	10	1	53.1	1303.0	---	---
		Type5	17	5	641915.0	10	2	69.4	1503.0	1546.0	---
		Type5	17	6	883823.0	10	2	69.1	1279.0	1639.0	---
		Type5	17	7	128373.0	10	3	100.0	1375.0	1438.0	1595.0
		Type5	17	8	370379.0	10	2	79.6	1239.0	1705.0	---
		Type5	17	9	611194.0	10	3	88.4	1374.0	1579.0	1623.0
		Type5	17	10	855665.0	10	1	53.3	1016.0	---	---
Type5	17	11	98897.0	10	1	65.3	1709.0	---	---		
40MHz	5270	Type5	17	0	429224.0	10	3	86.4	1259.0	1918.0	1455.0
		Type5	17	1	670241.0	10	3	92.2	1598.0	1719.0	1895.0
		Type5	17	2	912880.0	10	2	80.4	1816.0	1899.0	---
		Type5	17	3	158603.0	10	1	54.3	1335.0	---	---
		Type5	17	4	400824.0	10	1	53.1	1303.0	---	---
		Type5	17	5	641915.0	10	2	69.4	1503.0	1546.0	---
		Type5	17	6	883823.0	10	2	69.1	1279.0	1639.0	---
		Type5	17	7	128373.0	10	3	100.0	1375.0	1438.0	1595.0
		Type5	17	8	370379.0	10	2	79.6	1239.0	1705.0	---
		Type5	17	9	611194.0	10	3	88.4	1374.0	1579.0	1623.0
		Type5	17	10	855665.0	10	1	53.3	1016.0	---	---
Type5	17	11	98897.0	10	1	65.3	1709.0	---	---		
80MHz	5290	Type5	17	0	429224.0	10	3	86.4	1259.0	1918.0	1455.0
		Type5	17	1	670241.0	10	3	92.2	1598.0	1719.0	1895.0
		Type5	17	2	912880.0	10	2	80.4	1816.0	1899.0	---
		Type5	17	3	158603.0	10	1	54.3	1335.0	---	---
		Type5	17	4	400824.0	10	1	53.1	1303.0	---	---
		Type5	17	5	641915.0	10	2	69.4	1503.0	1546.0	---
		Type5	17	6	883823.0	10	2	69.1	1279.0	1639.0	---
		Type5	17	7	128373.0	10	3	100.0	1375.0	1438.0	1595.0
		Type5	17	8	370379.0	10	2	79.6	1239.0	1705.0	---
		Type5	17	9	611194.0	10	3	88.4	1374.0	1579.0	1623.0
		Type5	17	10	855665.0	10	1	53.3	1016.0	---	---
Type5	17	11	98897.0	10	1	65.3	1709.0	---	---		

Test Mode	Channel	Radar Type	Trial ID	Burst ID	Burst Offset (μs)	Chirp Width (MHz)	Number Of Pulses	Pulse Width (μs)	PRI1 (μs)	PRI2 (μs)	PRI3 (μs)
20MHz	5260	Type5	18	0	292143.0	12	1	55.3	1920.0	---	---
		Type5	18	1	499633.0	12	1	58.3	1797.0	---	---
		Type5	18	2	706377.0	12	2	72.3	1610.0	1039.0	---
		Type5	18	3	58989.0	12	3	84.8	1131.0	1761.0	1721.0
		Type5	18	4	266161.0	12	2	82.5	1875.0	1431.0	---
		Type5	18	5	474469.0	12	1	63.3	1095.0	---	---
		Type5	18	6	680544.0	12	2	80.0	1119.0	1913.0	---
		Type5	18	7	33519.0	12	3	90.3	1660.0	1853.0	1123.0
		Type5	18	8	240319.0	12	3	91.1	1539.0	1783.0	1172.0
		Type5	18	9	447400.0	12	3	96.6	1525.0	1036.0	1385.0
		Type5	18	10	654516.0	12	2	82.7	1710.0	1990.0	---
		Type5	18	11	8083.0	12	1	50.7	1234.0	---	---
		Type5	18	12	215435.0	12	2	78.4	1047.0	1109.0	---
40MHz	5270	Type5	18	0	292143.0	12	1	55.3	1920.0	---	---
		Type5	18	1	499633.0	12	1	58.3	1797.0	---	---
		Type5	18	2	706377.0	12	2	72.3	1610.0	1039.0	---
		Type5	18	3	58989.0	12	3	84.8	1131.0	1761.0	1721.0
		Type5	18	4	266161.0	12	2	82.5	1875.0	1431.0	---
		Type5	18	5	474469.0	12	1	63.3	1095.0	---	---
		Type5	18	6	680544.0	12	2	80.0	1119.0	1913.0	---
		Type5	18	7	33519.0	12	3	90.3	1660.0	1853.0	1123.0
		Type5	18	8	240319.0	12	3	91.1	1539.0	1783.0	1172.0
		Type5	18	9	447400.0	12	3	96.6	1525.0	1036.0	1385.0
		Type5	18	10	654516.0	12	2	82.7	1710.0	1990.0	---
		Type5	18	11	8083.0	12	1	50.7	1234.0	---	---
		Type5	18	12	215435.0	12	2	78.4	1047.0	1109.0	---
80MHz	5290	Type5	18	0	292143.0	12	1	55.3	1920.0	---	---
		Type5	18	1	499633.0	12	1	58.3	1797.0	---	---
		Type5	18	2	706377.0	12	2	72.3	1610.0	1039.0	---
		Type5	18	3	58989.0	12	3	84.8	1131.0	1761.0	1721.0
		Type5	18	4	266161.0	12	2	82.5	1875.0	1431.0	---
		Type5	18	5	474469.0	12	1	63.3	1095.0	---	---
		Type5	18	6	680544.0	12	2	80.0	1119.0	1913.0	---
		Type5	18	7	33519.0	12	3	90.3	1660.0	1853.0	1123.0
		Type5	18	8	240319.0	12	3	91.1	1539.0	1783.0	1172.0
		Type5	18	9	447400.0	12	3	96.6	1525.0	1036.0	1385.0
		Type5	18	10	654516.0	12	2	82.7	1710.0	1990.0	---
		Type5	18	11	8083.0	12	1	50.7	1234.0	---	---
		Type5	18	12	215435.0	12	2	78.4	1047.0	1109.0	---
Type5	18	13	421325.0	12	3	99.5	1299.0	1965.0	1869.0		

Test Mode	Channel	Radar Type	Trial ID	Burst ID	Burst Offset (μs)	Chirp Width (MHz)	Number Of Pulses	Pulse Width (μs)	PRI1 (μs)	PRI2 (μs)	PRI3 (μs)
20MHz	5260	Type5	19	0	733725.0	10	3	88.6	1501.0	1067.0	1927.0
		Type5	19	1	977882.0	10	1	57.4	1723.0	---	---
		Type5	19	2	221197.0	10	3	96.6	1086.0	1658.0	1324.0
		Type5	19	3	462915.0	10	2	69.7	1751.0	1945.0	---
		Type5	19	4	705071.0	10	2	77.9	1642.0	1317.0	---
		Type5	19	5	947923.0	10	1	62.0	1866.0	---	---
		Type5	19	6	191373.0	10	3	88.4	1997.0	1077.0	1366.0
		Type5	19	7	432561.0	10	3	97.3	1790.0	1896.0	1367.0
		Type5	19	8	674004.0	10	3	96.2	1391.0	1787.0	1672.0
		Type5	19	9	915842.0	10	3	95.4	1020.0	1892.0	1414.0
		Type5	19	10	162176.0	10	1	54.8	1084.0	---	---
40MHz	5270	Type5	19	11	403553.0	10	2	80.4	1850.0	1436.0	---
		Type5	19	0	733725.0	10	3	88.6	1501.0	1067.0	1927.0
		Type5	19	1	977882.0	10	1	57.4	1723.0	---	---
		Type5	19	2	221197.0	10	3	96.6	1086.0	1658.0	1324.0
		Type5	19	3	462915.0	10	2	69.7	1751.0	1945.0	---
		Type5	19	4	705071.0	10	2	77.9	1642.0	1317.0	---
		Type5	19	5	947923.0	10	1	62.0	1866.0	---	---
		Type5	19	6	191373.0	10	3	88.4	1997.0	1077.0	1366.0
		Type5	19	7	432561.0	10	3	97.3	1790.0	1896.0	1367.0
		Type5	19	8	674004.0	10	3	96.2	1391.0	1787.0	1672.0
		Type5	19	9	915842.0	10	3	95.4	1020.0	1892.0	1414.0
80MHz	5290	Type5	19	10	162176.0	10	1	54.8	1084.0	---	---
		Type5	19	11	403553.0	10	2	80.4	1850.0	1436.0	---
		Type5	19	0	733725.0	10	3	88.6	1501.0	1067.0	1927.0
		Type5	19	1	977882.0	10	1	57.4	1723.0	---	---
		Type5	19	2	221197.0	10	3	96.6	1086.0	1658.0	1324.0
		Type5	19	3	462915.0	10	2	69.7	1751.0	1945.0	---
		Type5	19	4	705071.0	10	2	77.9	1642.0	1317.0	---
		Type5	19	5	947923.0	10	1	62.0	1866.0	---	---
		Type5	19	6	191373.0	10	3	88.4	1997.0	1077.0	1366.0
		Type5	19	7	432561.0	10	3	97.3	1790.0	1896.0	1367.0
		Type5	19	8	674004.0	10	3	96.2	1391.0	1787.0	1672.0

Test Mode	Channel	Radar Type	Trial ID	Burst ID	Burst Offset (μs)	Chirp Width (MHz)	Number Of Pulses	Pulse Width (μs)	PRI1 (μs)	PRI2 (μs)	PRI3 (μs)
20MHz	5260	Type5	20	0	483470.0	15	2	74.7	1619.0	1611.0	---
		Type5	20	1	666072.0	15	1	57.1	1560.0	---	---
		Type5	20	2	98810.0	15	3	91.9	1392.0	1475.0	1276.0
		Type5	20	3	279914.0	15	2	83.1	1809.0	1772.0	---
		Type5	20	4	462536.0	15	1	50.7	1003.0	---	---
		Type5	20	5	642324.0	15	2	79.2	1574.0	1600.0	---
		Type5	20	6	76831.0	15	1	58.7	1186.0	---	---
		Type5	20	7	257785.0	15	2	71.0	1521.0	1567.0	---
		Type5	20	8	438554.0	15	2	79.0	1777.0	1960.0	---
		Type5	20	9	620397.0	15	2	68.5	1284.0	1428.0	---
		Type5	20	10	54310.0	15	2	73.5	1904.0	1352.0	---
		Type5	20	11	235506.0	15	2	70.5	1864.0	1115.0	---
		Type5	20	12	417036.0	15	2	76.6	1045.0	1300.0	---
		Type5	20	13	597974.0	15	2	81.2	1160.0	1675.0	---
		Type5	20	14	32086.0	15	1	61.8	1277.0	---	---
Type5	20	15	212751.0	15	3	94.9	1450.0	1206.0	1860.0		
40MHz	5270	Type5	20	0	483470.0	15	2	74.7	1619.0	1611.0	---
		Type5	20	1	666072.0	15	1	57.1	1560.0	---	---
		Type5	20	2	98810.0	15	3	91.9	1392.0	1475.0	1276.0
		Type5	20	3	279914.0	15	2	83.1	1809.0	1772.0	---
		Type5	20	4	462536.0	15	1	50.7	1003.0	---	---
		Type5	20	5	642324.0	15	2	79.2	1574.0	1600.0	---
		Type5	20	6	76831.0	15	1	58.7	1186.0	---	---
		Type5	20	7	257785.0	15	2	71.0	1521.0	1567.0	---
		Type5	20	8	438554.0	15	2	79.0	1777.0	1960.0	---
		Type5	20	9	620397.0	15	2	68.5	1284.0	1428.0	---
		Type5	20	10	54310.0	15	2	73.5	1904.0	1352.0	---
		Type5	20	11	235506.0	15	2	70.5	1864.0	1115.0	---
		Type5	20	12	417036.0	15	2	76.6	1045.0	1300.0	---
		Type5	20	13	597974.0	15	2	81.2	1160.0	1675.0	---
		Type5	20	14	32086.0	15	1	61.8	1277.0	---	---
Type5	20	15	212751.0	15	3	94.9	1450.0	1206.0	1860.0		
80MHz	5290	Type5	20	0	483470.0	15	2	74.7	1619.0	1611.0	---
		Type5	20	1	666072.0	15	1	57.1	1560.0	---	---
		Type5	20	2	98810.0	15	3	91.9	1392.0	1475.0	1276.0
		Type5	20	3	279914.0	15	2	83.1	1809.0	1772.0	---
		Type5	20	4	462536.0	15	1	50.7	1003.0	---	---
		Type5	20	5	642324.0	15	2	79.2	1574.0	1600.0	---
		Type5	20	6	76831.0	15	1	58.7	1186.0	---	---
		Type5	20	7	257785.0	15	2	71.0	1521.0	1567.0	---
		Type5	20	8	438554.0	15	2	79.0	1777.0	1960.0	---
		Type5	20	9	620397.0	15	2	68.5	1284.0	1428.0	---
		Type5	20	10	54310.0	15	2	73.5	1904.0	1352.0	---
		Type5	20	11	235506.0	15	2	70.5	1864.0	1115.0	---
		Type5	20	12	417036.0	15	2	76.6	1045.0	1300.0	---
		Type5	20	13	597974.0	15	2	81.2	1160.0	1675.0	---
		Type5	20	14	32086.0	15	1	61.8	1277.0	---	---
Type5	20	15	212751.0	15	3	94.9	1450.0	1206.0	1860.0		

Test Mode	Channel	Radar Type	Trial ID	Burst ID	Burst Offset (μs)	Chirp Width (MHz)	Number Of Pulses	Pulse Width (μs)	PRI1 (μs)	PRI2 (μs)	PRI3 (μs)
20MHz	5260	Type5	21	0	526149.0	9	2	78.5	1653.0	1698.0	---
		Type5	21	1	767135.0	9	3	89.8	1174.0	1962.0	1167.0
		Type5	21	2	12955.0	9	1	59.4	1982.0	---	---
		Type5	21	3	254612.0	9	2	79.6	1633.0	1890.0	---
		Type5	21	4	496588.0	9	2	76.0	1112.0	1811.0	---
		Type5	21	5	739728.0	9	1	53.6	1144.0	---	---
		Type5	21	6	980872.0	9	2	80.9	1220.0	1053.0	---
		Type5	21	7	225249.0	9	1	61.6	1724.0	---	---
		Type5	21	8	467279.0	9	1	53.4	1901.0	---	---
		Type5	21	9	709720.0	9	1	59.9	1379.0	---	---
		Type5	21	10	951847.0	9	1	60.4	1453.0	---	---
40MHz	5270	Type5	21	11	194839.0	9	3	91.4	1768.0	1726.0	1227.0
		Type5	21	0	526149.0	9	2	78.5	1653.0	1698.0	---
		Type5	21	1	767135.0	9	3	89.8	1174.0	1962.0	1167.0
		Type5	21	2	12955.0	9	1	59.4	1982.0	---	---
		Type5	21	3	254612.0	9	2	79.6	1633.0	1890.0	---
		Type5	21	4	496588.0	9	2	76.0	1112.0	1811.0	---
		Type5	21	5	739728.0	9	1	53.6	1144.0	---	---
		Type5	21	6	980872.0	9	2	80.9	1220.0	1053.0	---
		Type5	21	7	225249.0	9	1	61.6	1724.0	---	---
		Type5	21	8	467279.0	9	1	53.4	1901.0	---	---
		Type5	21	9	709720.0	9	1	59.9	1379.0	---	---
80MHz	5290	Type5	21	10	951847.0	9	1	60.4	1453.0	---	---
		Type5	21	11	194839.0	9	3	91.4	1768.0	1726.0	1227.0
		Type5	21	0	526149.0	9	2	78.5	1653.0	1698.0	---
		Type5	21	1	767135.0	9	3	89.8	1174.0	1962.0	1167.0
		Type5	21	2	12955.0	9	1	59.4	1982.0	---	---
		Type5	21	3	254612.0	9	2	79.6	1633.0	1890.0	---
		Type5	21	4	496588.0	9	2	76.0	1112.0	1811.0	---
		Type5	21	5	739728.0	9	1	53.6	1144.0	---	---
		Type5	21	6	980872.0	9	2	80.9	1220.0	1053.0	---
		Type5	21	7	225249.0	9	1	61.6	1724.0	---	---
		Type5	21	8	467279.0	9	1	53.4	1901.0	---	---

Test Mode	Channel	Radar Type	Trial ID	Burst ID	Burst Offset (μs)	Chirp Width (MHz)	Number Of Pulses	Pulse Width (μs)	PRI1 (μs)	PRI2 (μs)	PRI3 (μs)
20MHz	5260	Type5	22	0	261858.0	20	2	77.0	1191.0	1363.0	---
		Type5	22	1	407646.0	20	1	58.1	1248.0	---	---
		Type5	22	2	552319.0	20	1	62.1	1836.0	---	---
		Type5	22	3	99107.0	20	2	76.9	1334.0	1236.0	---
		Type5	22	4	243514.0	20	2	80.0	1914.0	1852.0	---
		Type5	22	5	389464.0	20	1	52.0	1701.0	---	---
		Type5	22	6	531093.0	20	3	88.6	1693.0	1995.0	1905.0
		Type5	22	7	81159.0	20	2	72.9	1922.0	1387.0	---
		Type5	22	8	225245.0	20	3	98.5	1839.0	1746.0	1389.0
		Type5	22	9	371906.0	20	1	57.9	1193.0	---	---
		Type5	22	10	514197.0	20	3	95.9	1659.0	1870.0	1066.0
		Type5	22	11	63561.0	20	1	53.5	1162.0	---	---
		Type5	22	12	207510.0	20	3	92.0	1745.0	1654.0	1458.0
		Type5	22	13	353638.0	20	1	57.3	1834.0	---	---
		Type5	22	14	497515.0	20	2	70.5	1684.0	1586.0	---
		Type5	22	15	45553.0	20	2	70.0	1042.0	1664.0	---
		Type5	22	16	189821.0	20	3	84.0	1765.0	1630.0	1176.0
		Type5	22	17	335330.0	20	2	76.1	1557.0	1057.0	---
		Type5	22	18	478825.0	20	3	93.2	1985.0	1018.0	1340.0
Type5	22	19	27594.0	20	3	96.8	1760.0	1614.0	1817.0		
40MHz	5270	Type5	22	0	261858.0	20	2	77.0	1191.0	1363.0	---
		Type5	22	1	407646.0	20	1	58.1	1248.0	---	---
		Type5	22	2	552319.0	20	1	62.1	1836.0	---	---
		Type5	22	3	99107.0	20	2	76.9	1334.0	1236.0	---
		Type5	22	4	243514.0	20	2	80.0	1914.0	1852.0	---
		Type5	22	5	389464.0	20	1	52.0	1701.0	---	---
		Type5	22	6	531093.0	20	3	88.6	1693.0	1995.0	1905.0
		Type5	22	7	81159.0	20	2	72.9	1922.0	1387.0	---
		Type5	22	8	225245.0	20	3	98.5	1839.0	1746.0	1389.0
		Type5	22	9	371906.0	20	1	57.9	1193.0	---	---
		Type5	22	10	514197.0	20	3	95.9	1659.0	1870.0	1066.0
		Type5	22	11	63561.0	20	1	53.5	1162.0	---	---
		Type5	22	12	207510.0	20	3	92.0	1745.0	1654.0	1458.0
		Type5	22	13	353638.0	20	1	57.3	1834.0	---	---
		Type5	22	14	497515.0	20	2	70.5	1684.0	1586.0	---
		Type5	22	15	45553.0	20	2	70.0	1042.0	1664.0	---
		Type5	22	16	189821.0	20	3	84.0	1765.0	1630.0	1176.0
		Type5	22	17	335330.0	20	2	76.1	1557.0	1057.0	---
		Type5	22	18	478825.0	20	3	93.2	1985.0	1018.0	1340.0
Type5	22	19	27594.0	20	3	96.8	1760.0	1614.0	1817.0		
80MHz	5290	Type5	22	0	261858.0	20	2	77.0	1191.0	1363.0	---
		Type5	22	1	407646.0	20	1	58.1	1248.0	---	---
		Type5	22	2	552319.0	20	1	62.1	1836.0	---	---
		Type5	22	3	99107.0	20	2	76.9	1334.0	1236.0	---
		Type5	22	4	243514.0	20	2	80.0	1914.0	1852.0	---
		Type5	22	5	389464.0	20	1	52.0	1701.0	---	---
		Type5	22	6	531093.0	20	3	88.6	1693.0	1995.0	1905.0
		Type5	22	7	81159.0	20	2	72.9	1922.0	1387.0	---
		Type5	22	8	225245.0	20	3	98.5	1839.0	1746.0	1389.0
		Type5	22	9	371906.0	20	1	57.9	1193.0	---	---
		Type5	22	10	514197.0	20	3	95.9	1659.0	1870.0	1066.0
		Type5	22	11	63561.0	20	1	53.5	1162.0	---	---
		Type5	22	12	207510.0	20	3	92.0	1745.0	1654.0	1458.0
		Type5	22	13	353638.0	20	1	57.3	1834.0	---	---
		Type5	22	14	497515.0	20	2	70.5	1684.0	1586.0	---
		Type5	22	15	45553.0	20	2	70.0	1042.0	1664.0	---
Type5	22	16	189821.0	20	3	84.0	1765.0	1630.0	1176.0		

	Type5	22	17	335330.0	20	2	76.1	1557.0	1057.0	---
	Type5	22	18	478825.0	20	3	93.2	1985.0	1018.0	1340.0
	Type5	22	19	27594.0	20	3	96.8	1760.0	1614.0	1817.0



Test Mode	Channel	Radar Type	Trial ID	Burst ID	Burst Offset (μs)	Chirp Width (MHz)	Number Of Pulses	Pulse Width (μs)	PRI1 (μs)	PRI2 (μs)	PRI3 (μs)
20MHz	5260	Type5	23	0	247117.0	12	1	50.1	1841.0	---	---
		Type5	23	1	453362.0	12	3	93.5	1590.0	1081.0	1413.0
		Type5	23	2	660875.0	12	2	68.8	1707.0	1577.0	---
		Type5	23	3	14140.0	12	1	56.3	1056.0	---	---
		Type5	23	4	220734.0	12	3	86.0	1953.0	1108.0	1987.0
		Type5	23	5	428367.0	12	2	75.2	1572.0	1536.0	---
		Type5	23	6	636681.0	12	1	54.4	1517.0	---	---
		Type5	23	7	843157.0	12	2	71.1	1329.0	1243.0	---
		Type5	23	8	195585.0	12	2	76.2	1940.0	1770.0	---
		Type5	23	9	403231.0	12	2	80.2	1098.0	1209.0	---
		Type5	23	10	610202.0	12	2	79.7	1588.0	1214.0	---
		Type5	23	11	815229.0	12	3	90.9	1615.0	1862.0	1601.0
		Type5	23	12	170267.0	12	2	68.7	1377.0	1441.0	---
40MHz	5270	Type5	23	0	247117.0	12	1	50.1	1841.0	---	---
		Type5	23	1	453362.0	12	3	93.5	1590.0	1081.0	1413.0
		Type5	23	2	660875.0	12	2	68.8	1707.0	1577.0	---
		Type5	23	3	14140.0	12	1	56.3	1056.0	---	---
		Type5	23	4	220734.0	12	3	86.0	1953.0	1108.0	1987.0
		Type5	23	5	428367.0	12	2	75.2	1572.0	1536.0	---
		Type5	23	6	636681.0	12	1	54.4	1517.0	---	---
		Type5	23	7	843157.0	12	2	71.1	1329.0	1243.0	---
		Type5	23	8	195585.0	12	2	76.2	1940.0	1770.0	---
		Type5	23	9	403231.0	12	2	80.2	1098.0	1209.0	---
		Type5	23	10	610202.0	12	2	79.7	1588.0	1214.0	---
		Type5	23	11	815229.0	12	3	90.9	1615.0	1862.0	1601.0
		Type5	23	12	170267.0	12	2	68.7	1377.0	1441.0	---
Type5	23	13	377306.0	12	2	67.4	1872.0	1313.0	---		
80MHz	5290	Type5	23	0	247117.0	12	1	50.1	1841.0	---	---
		Type5	23	1	453362.0	12	3	93.5	1590.0	1081.0	1413.0
		Type5	23	2	660875.0	12	2	68.8	1707.0	1577.0	---
		Type5	23	3	14140.0	12	1	56.3	1056.0	---	---
		Type5	23	4	220734.0	12	3	86.0	1953.0	1108.0	1987.0
		Type5	23	5	428367.0	12	2	75.2	1572.0	1536.0	---
		Type5	23	6	636681.0	12	1	54.4	1517.0	---	---
		Type5	23	7	843157.0	12	2	71.1	1329.0	1243.0	---
		Type5	23	8	195585.0	12	2	76.2	1940.0	1770.0	---
		Type5	23	9	403231.0	12	2	80.2	1098.0	1209.0	---
		Type5	23	10	610202.0	12	2	79.7	1588.0	1214.0	---
		Type5	23	11	815229.0	12	3	90.9	1615.0	1862.0	1601.0
		Type5	23	12	170267.0	12	2	68.7	1377.0	1441.0	---
Type5	23	13	377306.0	12	2	67.4	1872.0	1313.0	---		

Test Mode	Channel	Radar Type	Trial ID	Burst ID	Burst Offset (μs)	Chirp Width (MHz)	Number Of Pulses	Pulse Width (μs)	PRI1 (μs)	PRI2 (μs)	PRI3 (μs)
20MHz	5260	Type5	24	0	628071.0	11	3	94.0	1643.0	1748.0	1941.0
		Type5	24	1	853391.0	11	2	70.8	1177.0	1201.0	---
		Type5	24	2	156223.0	11	1	56.3	1006.0	---	---
		Type5	24	3	378734.0	11	3	96.7	1230.0	1163.0	1332.0
		Type5	24	4	601331.0	11	3	90.6	1217.0	1582.0	1498.0
		Type5	24	5	825462.0	11	2	74.5	1569.0	1281.0	---
		Type5	24	6	128265.0	11	3	92.6	1065.0	1669.0	1222.0
		Type5	24	7	351161.0	11	3	89.0	1493.0	1135.0	1380.0
		Type5	24	8	573425.0	11	3	96.5	1607.0	1822.0	1602.0
		Type5	24	9	798431.0	11	2	70.5	1141.0	1178.0	---
		Type5	24	10	100737.0	11	3	94.0	1009.0	1629.0	1956.0
		Type5	24	11	324661.0	11	1	55.8	1290.0	---	---
40MHz	5270	Type5	24	0	628071.0	11	3	94.0	1643.0	1748.0	1941.0
		Type5	24	1	853391.0	11	2	70.8	1177.0	1201.0	---
		Type5	24	2	156223.0	11	1	56.3	1006.0	---	---
		Type5	24	3	378734.0	11	3	96.7	1230.0	1163.0	1332.0
		Type5	24	4	601331.0	11	3	90.6	1217.0	1582.0	1498.0
		Type5	24	5	825462.0	11	2	74.5	1569.0	1281.0	---
		Type5	24	6	128265.0	11	3	92.6	1065.0	1669.0	1222.0
		Type5	24	7	351161.0	11	3	89.0	1493.0	1135.0	1380.0
		Type5	24	8	573425.0	11	3	96.5	1607.0	1822.0	1602.0
		Type5	24	9	798431.0	11	2	70.5	1141.0	1178.0	---
		Type5	24	10	100737.0	11	3	94.0	1009.0	1629.0	1956.0
		Type5	24	11	324661.0	11	1	55.8	1290.0	---	---
80MHz	5290	Type5	24	0	628071.0	11	3	94.0	1643.0	1748.0	1941.0
		Type5	24	1	853391.0	11	2	70.8	1177.0	1201.0	---
		Type5	24	2	156223.0	11	1	56.3	1006.0	---	---
		Type5	24	3	378734.0	11	3	96.7	1230.0	1163.0	1332.0
		Type5	24	4	601331.0	11	3	90.6	1217.0	1582.0	1498.0
		Type5	24	5	825462.0	11	2	74.5	1569.0	1281.0	---
		Type5	24	6	128265.0	11	3	92.6	1065.0	1669.0	1222.0
		Type5	24	7	351161.0	11	3	89.0	1493.0	1135.0	1380.0
		Type5	24	8	573425.0	11	3	96.5	1607.0	1822.0	1602.0
		Type5	24	9	798431.0	11	2	70.5	1141.0	1178.0	---
		Type5	24	10	100737.0	11	3	94.0	1009.0	1629.0	1956.0
		Type5	24	11	324661.0	11	1	55.8	1290.0	---	---
Type5	24	12	546278.0	11	3	87.7	1435.0	1963.0	1164.0		

Test Mode	Channel	Radar Type	Trial ID	Burst ID	Burst Offset (μs)	Chirp Width (MHz)	Number Of Pulses	Pulse Width (μs)	PRI1 (μs)	PRI2 (μs)	PRI3 (μs)
20MHz	5260	Type5	25	0	1253842.0	5	2	68.6	1306.0	1161.0	---
		Type5	25	1	119486.0	5	2	83.1	1420.0	1315.0	---
		Type5	25	2	482958.0	5	1	60.9	1687.0	---	---
		Type5	25	3	845641.0	5	2	77.7	1776.0	1158.0	---
		Type5	25	4	1208428.0	5	2	77.4	1793.0	1510.0	---
		Type5	25	5	74748.0	5	2	66.8	1576.0	1323.0	---
		Type5	25	6	438300.0	5	1	63.7	1333.0	---	---
		Type5	25	7	800152.0	5	3	91.2	1409.0	1681.0	1275.0
40MHz	5270	Type5	25	0	1253842.0	5	2	68.6	1306.0	1161.0	---
		Type5	25	1	119486.0	5	2	83.1	1420.0	1315.0	---
		Type5	25	2	482958.0	5	1	60.9	1687.0	---	---
		Type5	25	3	845641.0	5	2	77.7	1776.0	1158.0	---
		Type5	25	4	1208428.0	5	2	77.4	1793.0	1510.0	---
		Type5	25	5	74748.0	5	2	66.8	1576.0	1323.0	---
		Type5	25	6	438300.0	5	1	63.7	1333.0	---	---
		Type5	25	7	800152.0	5	3	91.2	1409.0	1681.0	1275.0
80MHz	5290	Type5	25	0	1253842.0	5	2	68.6	1306.0	1161.0	---
		Type5	25	1	119486.0	5	2	83.1	1420.0	1315.0	---
		Type5	25	2	482958.0	5	1	60.9	1687.0	---	---
		Type5	25	3	845641.0	5	2	77.7	1776.0	1158.0	---
		Type5	25	4	1208428.0	5	2	77.4	1793.0	1510.0	---
		Type5	25	5	74748.0	5	2	66.8	1576.0	1323.0	---
		Type5	25	6	438300.0	5	1	63.7	1333.0	---	---
		Type5	25	7	800152.0	5	3	91.2	1409.0	1681.0	1275.0

Test Mode	Channel	Radar Type	Trial ID	Burst ID	Burst Offset (μs)	Chirp Width (MHz)	Number Of Pulses	Pulse Width (μs)	PRI1 (μs)	PRI2 (μs)	PRI3 (μs)
20MHz	5260	Type5	26	0	545865.0	16	3	83.6	1632.0	1195.0	1000.0
		Type5	26	1	14067.0	16	3	89.4	1173.0	1627.0	1656.0
		Type5	26	2	184953.0	16	1	55.8	1532.0	---	---
		Type5	26	3	353759.0	16	3	90.9	1981.0	1554.0	1998.0
		Type5	26	4	526388.0	16	1	54.7	1825.0	---	---
		Type5	26	5	694806.0	16	3	97.7	1734.0	1202.0	1250.0
		Type5	26	6	163568.0	16	2	67.5	1571.0	1434.0	---
		Type5	26	7	333410.0	16	3	96.7	1589.0	1469.0	1268.0
		Type5	26	8	504006.0	16	2	68.3	1750.0	1954.0	---
		Type5	26	9	675297.0	16	2	78.3	1591.0	1082.0	---
		Type5	26	10	142890.0	16	1	55.0	1427.0	---	---
		Type5	26	11	312479.0	16	3	84.9	1129.0	1936.0	1199.0
		Type5	26	12	482953.0	16	2	74.6	1959.0	1856.0	---
		Type5	26	13	655022.0	16	1	63.3	1885.0	---	---
		Type5	26	14	121457.0	16	3	99.8	1035.0	1515.0	1120.0
		Type5	26	15	292606.0	16	1	63.6	1647.0	---	---
Type5	26	16	461322.0	16	3	87.3	1931.0	1051.0	1831.0		
40MHz	5270	Type5	26	0	545865.0	16	3	83.6	1632.0	1195.0	1000.0
		Type5	26	1	14067.0	16	3	89.4	1173.0	1627.0	1656.0
		Type5	26	2	184953.0	16	1	55.8	1532.0	---	---
		Type5	26	3	353759.0	16	3	90.9	1981.0	1554.0	1998.0
		Type5	26	4	526388.0	16	1	54.7	1825.0	---	---
		Type5	26	5	694806.0	16	3	97.7	1734.0	1202.0	1250.0
		Type5	26	6	163568.0	16	2	67.5	1571.0	1434.0	---
		Type5	26	7	333410.0	16	3	96.7	1589.0	1469.0	1268.0
		Type5	26	8	504006.0	16	2	68.3	1750.0	1954.0	---
		Type5	26	9	675297.0	16	2	78.3	1591.0	1082.0	---
		Type5	26	10	142890.0	16	1	55.0	1427.0	---	---
		Type5	26	11	312479.0	16	3	84.9	1129.0	1936.0	1199.0
		Type5	26	12	482953.0	16	2	74.6	1959.0	1856.0	---
		Type5	26	13	655022.0	16	1	63.3	1885.0	---	---
		Type5	26	14	121457.0	16	3	99.8	1035.0	1515.0	1120.0
		Type5	26	15	292606.0	16	1	63.6	1647.0	---	---
Type5	26	16	461322.0	16	3	87.3	1931.0	1051.0	1831.0		
80MHz	5290	Type5	26	0	545865.0	16	3	83.6	1632.0	1195.0	1000.0
		Type5	26	1	14067.0	16	3	89.4	1173.0	1627.0	1656.0
		Type5	26	2	184953.0	16	1	55.8	1532.0	---	---
		Type5	26	3	353759.0	16	3	90.9	1981.0	1554.0	1998.0
		Type5	26	4	526388.0	16	1	54.7	1825.0	---	---
		Type5	26	5	694806.0	16	3	97.7	1734.0	1202.0	1250.0
		Type5	26	6	163568.0	16	2	67.5	1571.0	1434.0	---
		Type5	26	7	333410.0	16	3	96.7	1589.0	1469.0	1268.0
		Type5	26	8	504006.0	16	2	68.3	1750.0	1954.0	---
		Type5	26	9	675297.0	16	2	78.3	1591.0	1082.0	---
		Type5	26	10	142890.0	16	1	55.0	1427.0	---	---
		Type5	26	11	312479.0	16	3	84.9	1129.0	1936.0	1199.0
		Type5	26	12	482953.0	16	2	74.6	1959.0	1856.0	---
		Type5	26	13	655022.0	16	1	63.3	1885.0	---	---
		Type5	26	14	121457.0	16	3	99.8	1035.0	1515.0	1120.0
		Type5	26	15	292606.0	16	1	63.6	1647.0	---	---
Type5	26	16	461322.0	16	3	87.3	1931.0	1051.0	1831.0		

Test Mode	Channel	Radar Type	Trial ID	Burst ID	Burst Offset (μs)	Chirp Width (MHz)	Number Of Pulses	Pulse Width (μs)	PRI1 (μs)	PRI2 (μs)	PRI3 (μs)
20MHz	5260	Type5	27	0	565136.0	19	3	85.6	1946.0	1078.0	1015.0
		Type5	27	1	89970.0	19	2	68.6	1029.0	1780.0	---
		Type5	27	2	243121.0	19	1	54.2	1111.0	---	---
		Type5	27	3	396034.0	19	1	61.2	1104.0	---	---
		Type5	27	4	546225.0	19	3	97.1	1157.0	1969.0	1100.0
		Type5	27	5	70998.0	19	3	98.3	1142.0	1699.0	1622.0
		Type5	27	6	224093.0	19	1	62.4	1655.0	---	---
		Type5	27	7	376127.0	19	2	80.2	1126.0	1769.0	---
		Type5	27	8	527806.0	19	3	87.5	1216.0	1448.0	1179.0
		Type5	27	9	52247.0	19	3	85.8	1847.0	1348.0	1472.0
		Type5	27	10	204582.0	19	3	88.1	1023.0	1124.0	1631.0
		Type5	27	11	357941.0	19	1	65.3	1848.0	---	---
		Type5	27	12	510977.0	19	1	52.5	1470.0	---	---
		Type5	27	13	33698.0	19	1	52.3	1312.0	---	---
		Type5	27	14	186023.0	19	2	74.1	1915.0	1200.0	---
		Type5	27	15	339327.0	19	1	54.9	1479.0	---	---
		Type5	27	16	491053.0	19	2	76.2	1376.0	1502.0	---
		Type5	27	17	14858.0	19	1	60.4	1758.0	---	---
Type5	27	18	167387.0	19	2	81.5	1491.0	1103.0	---		
40MHz	5270	Type5	27	0	565136.0	19	3	85.6	1946.0	1078.0	1015.0
		Type5	27	1	89970.0	19	2	68.6	1029.0	1780.0	---
		Type5	27	2	243121.0	19	1	54.2	1111.0	---	---
		Type5	27	3	396034.0	19	1	61.2	1104.0	---	---
		Type5	27	4	546225.0	19	3	97.1	1157.0	1969.0	1100.0
		Type5	27	5	70998.0	19	3	98.3	1142.0	1699.0	1622.0
		Type5	27	6	224093.0	19	1	62.4	1655.0	---	---
		Type5	27	7	376127.0	19	2	80.2	1126.0	1769.0	---
		Type5	27	8	527806.0	19	3	87.5	1216.0	1448.0	1179.0
		Type5	27	9	52247.0	19	3	85.8	1847.0	1348.0	1472.0
		Type5	27	10	204582.0	19	3	88.1	1023.0	1124.0	1631.0
		Type5	27	11	357941.0	19	1	65.3	1848.0	---	---
		Type5	27	12	510977.0	19	1	52.5	1470.0	---	---
		Type5	27	13	33698.0	19	1	52.3	1312.0	---	---
		Type5	27	14	186023.0	19	2	74.1	1915.0	1200.0	---
		Type5	27	15	339327.0	19	1	54.9	1479.0	---	---
		Type5	27	16	491053.0	19	2	76.2	1376.0	1502.0	---
		Type5	27	17	14858.0	19	1	60.4	1758.0	---	---
Type5	27	18	167387.0	19	2	81.5	1491.0	1103.0	---		
80MHz	5290	Type5	27	0	565136.0	19	3	85.6	1946.0	1078.0	1015.0
		Type5	27	1	89970.0	19	2	68.6	1029.0	1780.0	---
		Type5	27	2	243121.0	19	1	54.2	1111.0	---	---
		Type5	27	3	396034.0	19	1	61.2	1104.0	---	---
		Type5	27	4	546225.0	19	3	97.1	1157.0	1969.0	1100.0
		Type5	27	5	70998.0	19	3	98.3	1142.0	1699.0	1622.0
		Type5	27	6	224093.0	19	1	62.4	1655.0	---	---
		Type5	27	7	376127.0	19	2	80.2	1126.0	1769.0	---
		Type5	27	8	527806.0	19	3	87.5	1216.0	1448.0	1179.0
		Type5	27	9	52247.0	19	3	85.8	1847.0	1348.0	1472.0
		Type5	27	10	204582.0	19	3	88.1	1023.0	1124.0	1631.0
		Type5	27	11	357941.0	19	1	65.3	1848.0	---	---
		Type5	27	12	510977.0	19	1	52.5	1470.0	---	---
		Type5	27	13	33698.0	19	1	52.3	1312.0	---	---
		Type5	27	14	186023.0	19	2	74.1	1915.0	1200.0	---
		Type5	27	15	339327.0	19	1	54.9	1479.0	---	---
		Type5	27	16	491053.0	19	2	76.2	1376.0	1502.0	---
		Type5	27	17	14858.0	19	1	60.4	1758.0	---	---
Type5	27	18	167387.0	19	2	81.5	1491.0	1103.0	---		

Test Mode	Channel	Radar Type	Trial ID	Burst ID	Burst Offset (μs)	Chirp Width (MHz)	Number Of Pulses	Pulse Width (μs)	PRI1 (μs)	PRI2 (μs)	PRI3 (μs)
20MHz	5260	Type5	28	0	507709.0	10	1	50.5	1857.0	---	---
		Type5	28	1	750249.0	10	1	55.7	1246.0	---	---
		Type5	28	2	989003.0	10	3	85.8	1774.0	1002.0	1967.0
		Type5	28	3	235634.0	10	2	76.9	1125.0	1474.0	---
		Type5	28	4	477675.0	10	2	75.1	1254.0	1052.0	---
		Type5	28	5	718312.0	10	3	92.3	1180.0	1486.0	1492.0
		Type5	28	6	960895.0	10	2	78.1	1301.0	1757.0	---
		Type5	28	7	205370.0	10	3	92.2	1898.0	1252.0	1713.0
		Type5	28	8	446940.0	10	3	89.0	1260.0	1706.0	1411.0
		Type5	28	9	689225.0	10	2	70.9	1578.0	1620.0	---
		Type5	28	10	932305.0	10	1	63.1	1782.0	---	---
Type5	28	11	176231.0	10	1	55.3	1522.0	---	---		
40MHz	5270	Type5	28	0	507709.0	10	1	50.5	1857.0	---	---
		Type5	28	1	750249.0	10	1	55.7	1246.0	---	---
		Type5	28	2	989003.0	10	3	85.8	1774.0	1002.0	1967.0
		Type5	28	3	235634.0	10	2	76.9	1125.0	1474.0	---
		Type5	28	4	477675.0	10	2	75.1	1254.0	1052.0	---
		Type5	28	5	718312.0	10	3	92.3	1180.0	1486.0	1492.0
		Type5	28	6	960895.0	10	2	78.1	1301.0	1757.0	---
		Type5	28	7	205370.0	10	3	92.2	1898.0	1252.0	1713.0
		Type5	28	8	446940.0	10	3	89.0	1260.0	1706.0	1411.0
		Type5	28	9	689225.0	10	2	70.9	1578.0	1620.0	---
		Type5	28	10	932305.0	10	1	63.1	1782.0	---	---
Type5	28	11	176231.0	10	1	55.3	1522.0	---	---		
80MHz	5290	Type5	28	0	507709.0	10	1	50.5	1857.0	---	---
		Type5	28	1	750249.0	10	1	55.7	1246.0	---	---
		Type5	28	2	989003.0	10	3	85.8	1774.0	1002.0	1967.0
		Type5	28	3	235634.0	10	2	76.9	1125.0	1474.0	---
		Type5	28	4	477675.0	10	2	75.1	1254.0	1052.0	---
		Type5	28	5	718312.0	10	3	92.3	1180.0	1486.0	1492.0
		Type5	28	6	960895.0	10	2	78.1	1301.0	1757.0	---
		Type5	28	7	205370.0	10	3	92.2	1898.0	1252.0	1713.0
		Type5	28	8	446940.0	10	3	89.0	1260.0	1706.0	1411.0
		Type5	28	9	689225.0	10	2	70.9	1578.0	1620.0	---
		Type5	28	10	932305.0	10	1	63.1	1782.0	---	---
Type5	28	11	176231.0	10	1	55.3	1522.0	---	---		

Test Mode	Channel	Radar Type	Trial ID	Burst ID	Burst Offset (μs)	Chirp Width (MHz)	Number Of Pulses	Pulse Width (μs)	PRI1 (μs)	PRI2 (μs)	PRI3 (μs)
20MHz	5260	Type5	29	0	277485.0	17	3	83.4	1454.0	1205.0	1801.0
		Type5	29	1	437880.0	17	3	97.3	1319.0	1826.0	1635.0
		Type5	29	2	598445.0	17	3	90.4	1079.0	1986.0	1674.0
		Type5	29	3	97088.0	17	3	91.8	1563.0	1151.0	1802.0
		Type5	29	4	257251.0	17	3	98.2	1876.0	1977.0	1766.0
		Type5	29	5	419893.0	17	1	59.5	1952.0	---	---
		Type5	29	6	580724.0	17	2	80.0	1253.0	1137.0	---
		Type5	29	7	77366.0	17	3	86.5	1054.0	1128.0	1828.0
		Type5	29	8	238032.0	17	3	91.1	1105.0	1599.0	1442.0
		Type5	29	9	398605.0	17	3	93.5	1867.0	1373.0	1087.0
		Type5	29	10	562025.0	17	1	60.7	1033.0	---	---
		Type5	29	11	57684.0	17	2	67.2	1288.0	1405.0	---
		Type5	29	12	219083.0	17	1	61.8	1585.0	---	---
		Type5	29	13	379234.0	17	2	79.4	1933.0	1667.0	---
		Type5	29	14	540896.0	17	2	81.4	1096.0	1464.0	---
		Type5	29	15	37916.0	17	1	65.7	1496.0	---	---
		Type5	29	16	198794.0	17	2	76.0	1733.0	1255.0	---
Type5	29	17	359754.0	17	2	81.0	1326.0	1668.0	---		
40MHz	5270	Type5	29	0	277485.0	17	3	83.4	1454.0	1205.0	1801.0
		Type5	29	1	437880.0	17	3	97.3	1319.0	1826.0	1635.0
		Type5	29	2	598445.0	17	3	90.4	1079.0	1986.0	1674.0
		Type5	29	3	97088.0	17	3	91.8	1563.0	1151.0	1802.0
		Type5	29	4	257251.0	17	3	98.2	1876.0	1977.0	1766.0
		Type5	29	5	419893.0	17	1	59.5	1952.0	---	---
		Type5	29	6	580724.0	17	2	80.0	1253.0	1137.0	---
		Type5	29	7	77366.0	17	3	86.5	1054.0	1128.0	1828.0
		Type5	29	8	238032.0	17	3	91.1	1105.0	1599.0	1442.0
		Type5	29	9	398605.0	17	3	93.5	1867.0	1373.0	1087.0
		Type5	29	10	562025.0	17	1	60.7	1033.0	---	---
		Type5	29	11	57684.0	17	2	67.2	1288.0	1405.0	---
		Type5	29	12	219083.0	17	1	61.8	1585.0	---	---
		Type5	29	13	379234.0	17	2	79.4	1933.0	1667.0	---
		Type5	29	14	540896.0	17	2	81.4	1096.0	1464.0	---
		Type5	29	15	37916.0	17	1	65.7	1496.0	---	---
		Type5	29	16	198794.0	17	2	76.0	1733.0	1255.0	---
Type5	29	17	359754.0	17	2	81.0	1326.0	1668.0	---		
80MHz	5290	Type5	29	0	277485.0	17	3	83.4	1454.0	1205.0	1801.0
		Type5	29	1	437880.0	17	3	97.3	1319.0	1826.0	1635.0
		Type5	29	2	598445.0	17	3	90.4	1079.0	1986.0	1674.0
		Type5	29	3	97088.0	17	3	91.8	1563.0	1151.0	1802.0
		Type5	29	4	257251.0	17	3	98.2	1876.0	1977.0	1766.0
		Type5	29	5	419893.0	17	1	59.5	1952.0	---	---
		Type5	29	6	580724.0	17	2	80.0	1253.0	1137.0	---
		Type5	29	7	77366.0	17	3	86.5	1054.0	1128.0	1828.0
		Type5	29	8	238032.0	17	3	91.1	1105.0	1599.0	1442.0
		Type5	29	9	398605.0	17	3	93.5	1867.0	1373.0	1087.0
		Type5	29	10	562025.0	17	1	60.7	1033.0	---	---
		Type5	29	11	57684.0	17	2	67.2	1288.0	1405.0	---
		Type5	29	12	219083.0	17	1	61.8	1585.0	---	---
		Type5	29	13	379234.0	17	2	79.4	1933.0	1667.0	---
		Type5	29	14	540896.0	17	2	81.4	1096.0	1464.0	---
		Type5	29	15	37916.0	17	1	65.7	1496.0	---	---
		Type5	29	16	198794.0	17	2	76.0	1733.0	1255.0	---
Type5	29	17	359754.0	17	2	81.0	1326.0	1668.0	---		

Test Mode	Channel	Radar Type	Trial ID	Pulse width (μs)	PRI (μs)	Pulses per Hop	Detection (1: Yes; 0: No)
20MHz	5260	Type6	0	1	333.3	9	1
		Type6	1	1	333.3	9	1
		Type6	2	1	333.3	9	1
		Type6	3	1	333.3	9	1
		Type6	4	1	333.3	9	1
		Type6	5	1	333.3	9	1
		Type6	6	1	333.3	9	1
		Type6	7	1	333.3	9	1
		Type6	8	1	333.3	9	1
		Type6	9	1	333.3	9	1
		Type6	10	1	333.3	9	1
		Type6	11	1	333.3	9	1
		Type6	12	1	333.3	9	1
		Type6	13	1	333.3	9	1
		Type6	14	1	333.3	9	1
		Type6	15	1	333.3	9	1
		Type6	16	1	333.3	9	1
		Type6	17	1	333.3	9	1
		Type6	18	1	333.3	9	1
		Type6	19	1	333.3	9	1
		Type6	20	1	333.3	9	1
		Type6	21	1	333.3	9	1
		Type6	22	1	333.3	9	1
		Type6	23	1	333.3	9	1
		Type6	24	1	333.3	9	1
		Type6	25	1	333.3	9	1
		Type6	26	1	333.3	9	1
		Type6	27	1	333.3	9	1
		Type6	28	1	333.3	9	0
Type6	29	1	333.3	9	1		
40MHz	5270	Type6	0	1	333.3	9	1
		Type6	1	1	333.3	9	1
		Type6	2	1	333.3	9	1
		Type6	3	1	333.3	9	1
		Type6	4	1	333.3	9	1
		Type6	5	1	333.3	9	1
		Type6	6	1	333.3	9	1
		Type6	7	1	333.3	9	1
		Type6	8	1	333.3	9	1
		Type6	9	1	333.3	9	1
		Type6	10	1	333.3	9	1
		Type6	11	1	333.3	9	1
		Type6	12	1	333.3	9	1
		Type6	13	1	333.3	9	1
		Type6	14	1	333.3	9	1
		Type6	15	1	333.3	9	1
		Type6	16	1	333.3	9	1
		Type6	17	1	333.3	9	1
		Type6	18	1	333.3	9	1
		Type6	19	1	333.3	9	1
		Type6	20	1	333.3	9	1
		Type6	21	1	333.3	9	1
		Type6	22	1	333.3	9	1
		Type6	23	1	333.3	9	1
		Type6	24	1	333.3	9	1
		Type6	25	1	333.3	9	1
		Type6	26	1	333.3	9	1
		Type6	27	1	333.3	9	1



		Type6	28	1	333.3	9	1
		Type6	29	1	333.3	9	1
80MHz	5290	Type6	0	1	333.3	9	1
		Type6	1	1	333.3	9	1
		Type6	2	1	333.3	9	1
		Type6	3	1	333.3	9	1
		Type6	4	1	333.3	9	1
		Type6	5	1	333.3	9	1
		Type6	6	1	333.3	9	1
		Type6	7	1	333.3	9	1
		Type6	8	1	333.3	9	1
		Type6	9	1	333.3	9	1
		Type6	10	1	333.3	9	1
		Type6	11	1	333.3	9	1
		Type6	12	1	333.3	9	1
		Type6	13	1	333.3	9	1
		Type6	14	1	333.3	9	1
		Type6	15	1	333.3	9	1
		Type6	16	1	333.3	9	1
		Type6	17	1	333.3	9	1
		Type6	18	1	333.3	9	1
		Type6	19	1	333.3	9	1
		Type6	20	1	333.3	9	1
		Type6	21	1	333.3	9	1
		Type6	22	1	333.3	9	1
		Type6	23	1	333.3	9	1
		Type6	24	1	333.3	9	1
		Type6	25	1	333.3	9	1
		Type6	26	1	333.3	9	1
		Type6	27	1	333.3	9	1
		Type6	28	1	333.3	9	1
Type6	29	1	333.3	9	0		

Bridge mode:

Test Mode	Channel	Radar Type	Trial ID	Pulse width( $\mu$ s)	PRI( $\mu$ s)	Pulses per Burst	Detection (1: Yes; 0: No)
40MHz	5270	Type4	0	16.0	355.0	14	1
		Type4	1	11.3	487.0	12	1
		Type4	2	13.5	344.0	13	1
		Type4	3	19.4	288.0	16	1
		Type4	4	17.5	230.0	15	1
		Type4	5	15.3	432.0	14	1
		Type4	6	15.9	207.0	14	1
		Type4	7	14.3	443.0	13	1
		Type4	8	15.8	439.0	14	1
		Type4	9	11.5	223.0	12	1
		Type4	10	17.4	208.0	15	1
		Type4	11	19.0	463.0	16	1
		Type4	12	16.0	441.0	14	1
		Type4	13	13.8	323.0	13	1
		Type4	14	18.9	297.0	16	1
		Type4	15	15.5	412.0	14	1
		Type4	16	19.9	324.0	16	1
		Type4	17	14.1	271.0	13	1
		Type4	18	15.2	349.0	14	1
		Type4	19	13.8	409.0	13	1
		Type4	20	17.1	373.0	15	1
		Type4	21	13.8	254.0	13	1
		Type4	22	19.8	274.0	16	1
		Type4	23	15.3	278.0	14	1
		Type4	24	14.5	317.0	13	1
		Type4	25	11.3	260.0	12	1
		Type4	26	17.3	211.0	15	1
		Type4	27	19.2	272.0	16	1
		Type4	28	14.2	264.0	13	1
Type4	29	18.2	284.0	15	1		
Detection Percentage: 100(>60%)							

\*\*\*\*\* END OF REPORT \*\*\*\*\*