

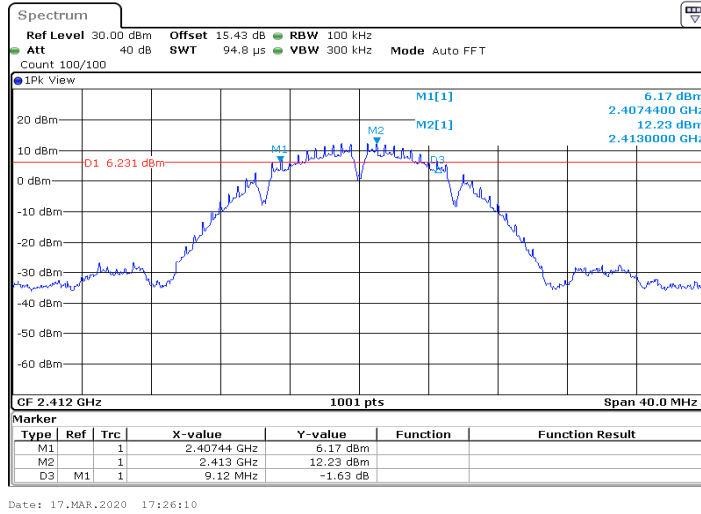
Appendix A: DTS Bandwidth

Test Result

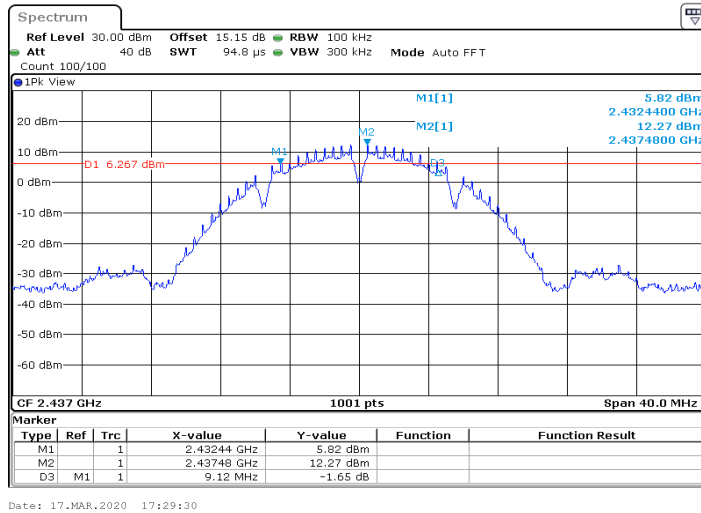
Test Mode	Antenna	Channel	DTS BW [MHz]	Limit[MHz]	Verdict
11B	Ant1	2412	9.120	0.5	PASS
	Ant1	2437	9.120	0.5	PASS
	Ant1	2462	9.120	0.5	PASS
11G	Ant1	2412	15.200	0.5	PASS
	Ant1	2437	15.200	0.5	PASS
	Ant1	2462	15.200	0.5	PASS
11N20	Ant1	2412	15.200	0.5	PASS
	Ant1	2437	15.160	0.5	PASS
	Ant1	2462	15.200	0.5	PASS
11N40	Ant1	2422	35.280	0.5	PASS
	Ant1	2437	35.200	0.5	PASS
	Ant1	2452	35.280	0.5	PASS

Test Graphs

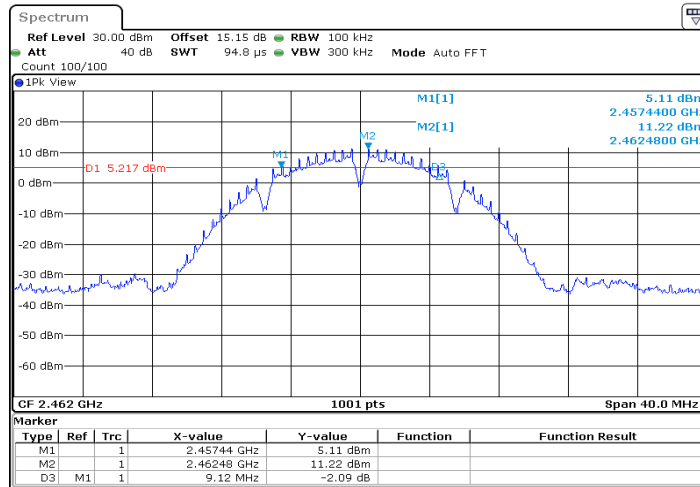
11B_Ant1 _2412



11B_Ant1 _2437

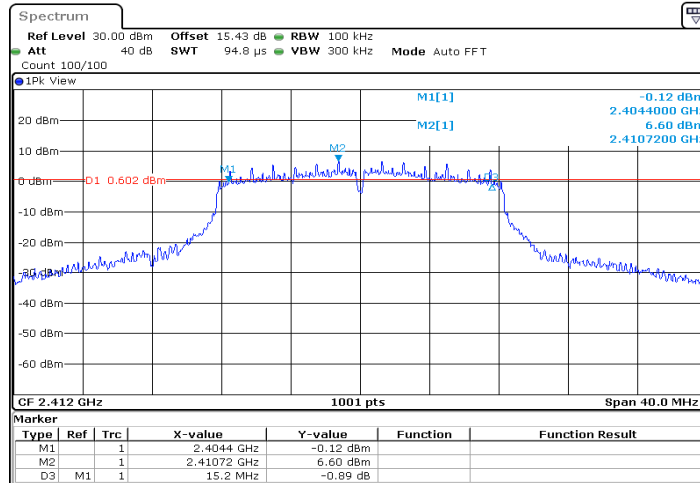


11B_Ant1 _2462



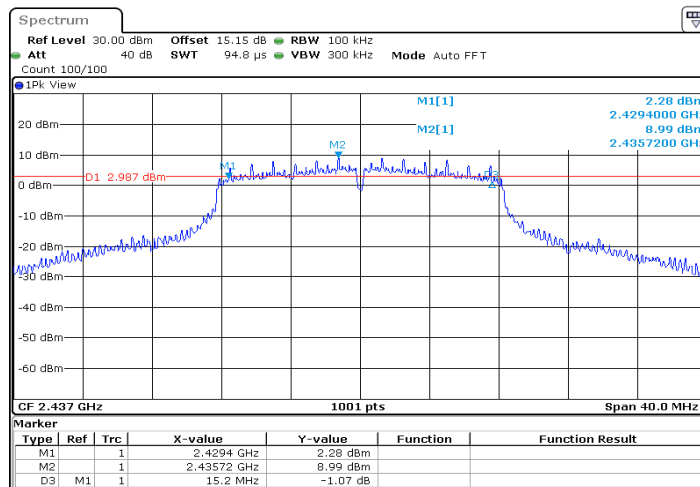
Date: 17.MAR.2020 17:31:08

11G_Ant1 _2412



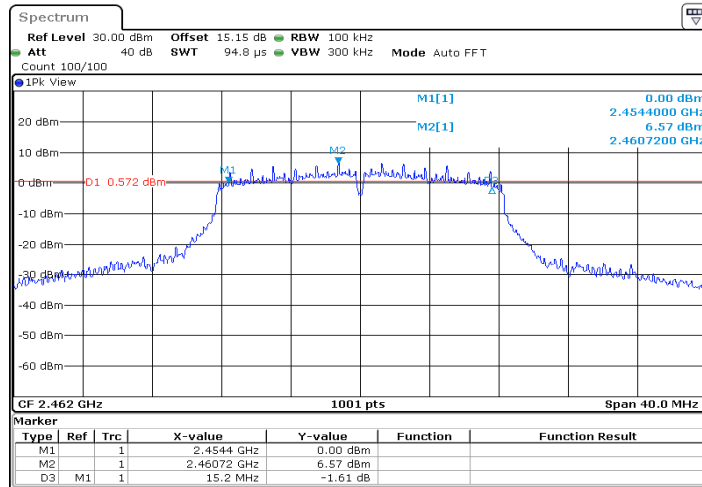
Date: 18.MAR.2020 10:42:19

11G_Ant1 _2437



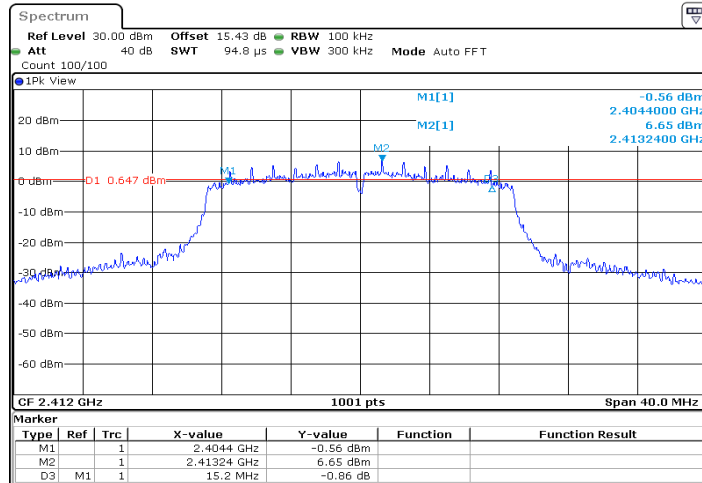
Date: 17.MAR.2020 17:37:35

11G_Ant1 _2462



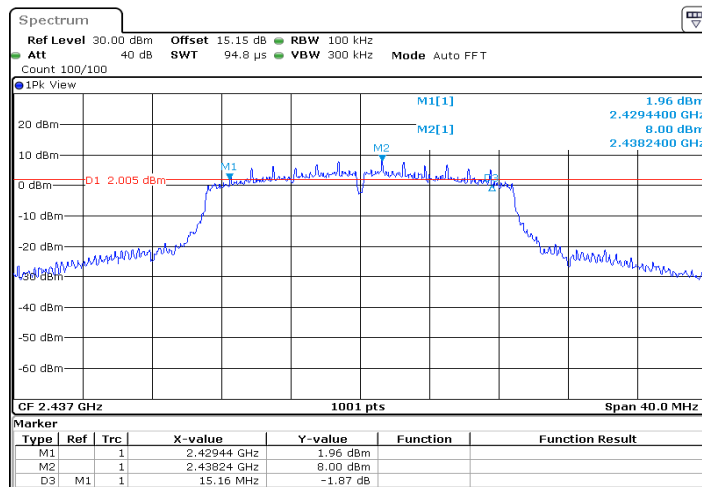
Date: 17.MAR.2020 17:39:28

11N20_Ant1 _2412



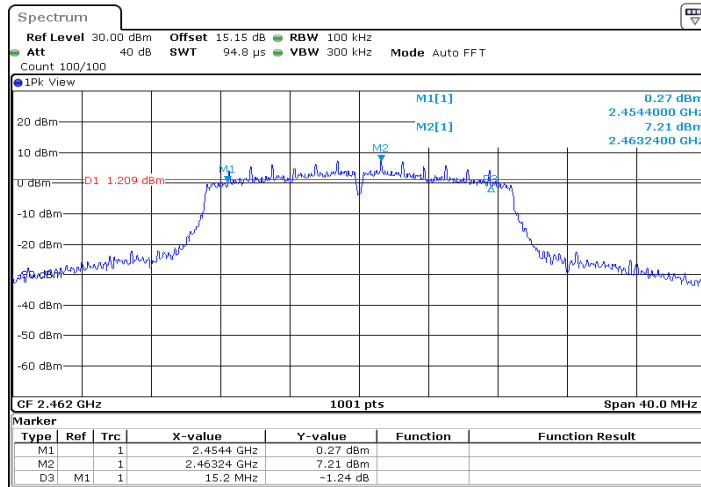
Date: 17.MAR.2020 17:41:41

11N20_Ant1 _2437



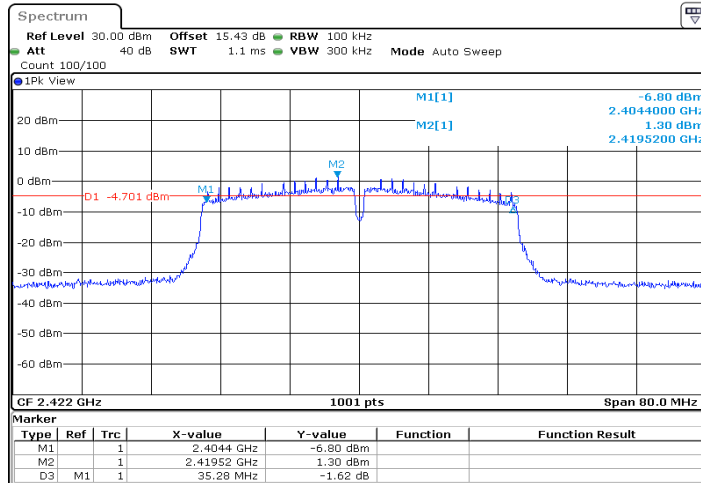
Date: 17.MAR.2020 17:43:42

11N20_Ant1 _2462



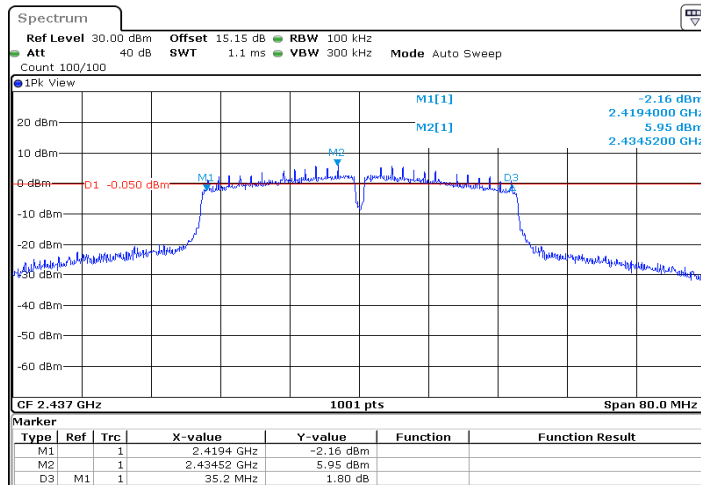
Date: 17.MAR.2020 17:45:29

11N40_Ant1 _2422



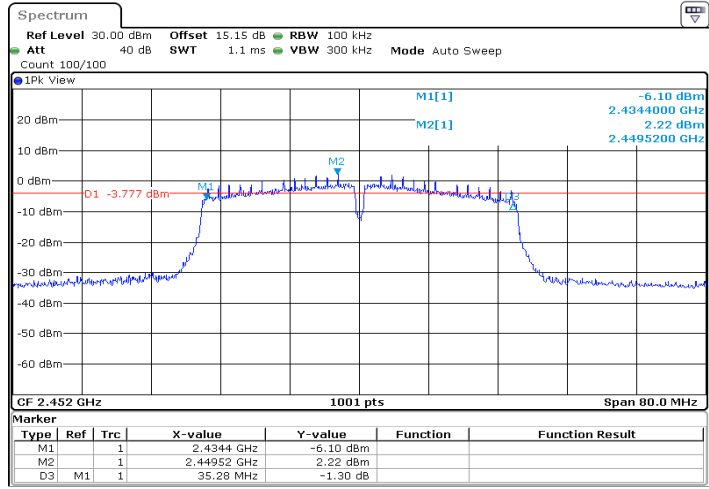
Date: 17.MAR.2020 17:47:36

11N40_Ant1 _2437



Date: 17.MAR.2020 17:49:29

11N40_Ant1 _2452



Date: 17.MAR.2020 17:50:58

Appendix B: Maximum conducted output power(Peak)

Test Result

Test Mode	Antenna	Channel	Result[dBm]	Limit[dBm]	Verdict
11B	Ant0	2412	23.56	<=30	PASS
	Ant1	2412	23.45	<=30	PASS
	total	2412	26.52	<=30	PASS
	Ant0	2437	22.88	<=30	PASS
	Ant1	2437	23.07	<=30	PASS
	total	2437	25.97	<=30	PASS
	Ant0	2462	21.96	<=30	PASS
	Ant1	2462	22.29	<=30	PASS
	total	2462	25.14	<=30	PASS
11G	Ant0	2412	24.91	<=30	PASS
	Ant1	2412	25.38	<=30	PASS
	total	2412	28.16	<=30	PASS
	Ant0	2437	26.97	<=30	PASS
	Ant1	2437	27.58	<=30	PASS
	total	2437	29.93	<=30	PASS
	Ant0	2462	24.49	<=30	PASS
	Ant1	2462	25.43	<=30	PASS
	total	2462	27.99	<=30	PASS
11N20	Ant0	2412	24.34	<=30	PASS
	Ant1	2412	24.48	<=30	PASS
	total	2412	27.42	<=30	PASS
	Ant0	2437	25.59	<=30	PASS
	Ant1	2437	25.78	<=30	PASS
	total	2437	28.70	<=30	PASS
	Ant0	2462	23.62	<=30	PASS
	Ant1	2462	24.33	<=30	PASS
	total	2462	27.00	<=30	PASS
11N40	Ant0	2422	22.00	<=30	PASS
	Ant1	2422	22.10	<=30	PASS
	total	2422	25.06	<=30	PASS
	Ant0	2437	26.45	<=30	PASS
	Ant1	2437	26.66	<=30	PASS
	total	2437	29.56	<=30	PASS
	Ant0	2452	22.44	<=30	PASS
	Ant1	2452	22.92	<=30	PASS
	total	2452	25.69	<=30	PASS

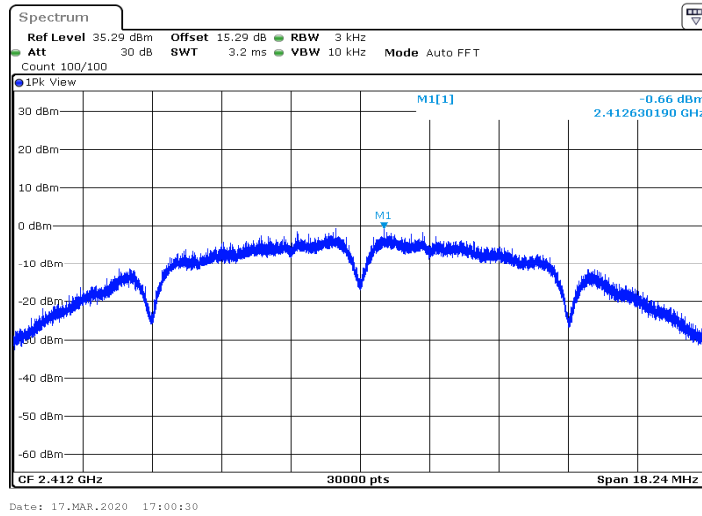
Appendix C: Maximum power spectral density

Test Result

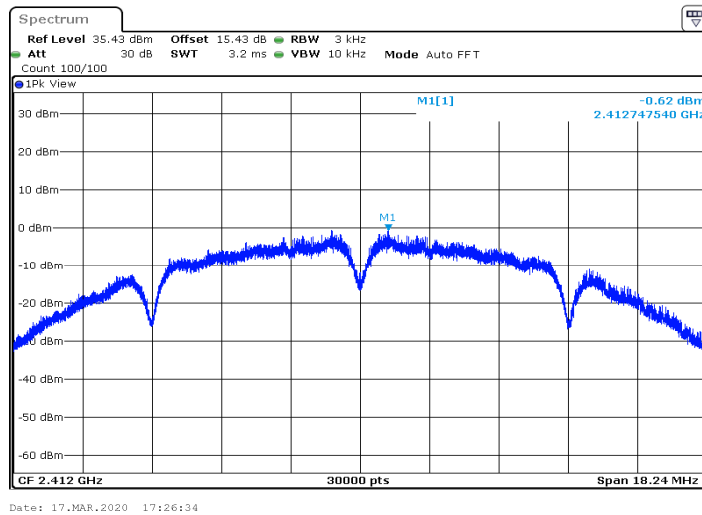
Test Mode	Antenna	Channel	Result[dBm/3kHz]	Limit[dBm/3kHz]	Verdict
11B	Ant0	2412	-0.66	<=7.5	PASS
	Ant1	2412	-0.62	<=7.5	PASS
	total	2412	2.37	<=7.5	PASS
	Ant0	2437	-1.33	<=7.5	PASS
	Ant1	2437	-0.98	<=7.5	PASS
	total	2437	1.86	<=7.5	PASS
	Ant0	2462	-2.14	<=7.5	PASS
	Ant1	2462	-2.24	<=7.5	PASS
	total	2462	0.83	<=7.5	PASS
11G	Ant0	2412	-6.83	<=7.5	PASS
	Ant1	2412	-5.71	<=7.5	PASS
	total	2412	-3.22	<=7.5	PASS
	Ant0	2437	-3.45	<=7.5	PASS
	Ant1	2437	-3.88	<=7.5	PASS
	total	2437	-0.25	<=7.5	PASS
	Ant0	2462	-7.24	<=7.5	PASS
	Ant1	2462	-5.6	<=7.5	PASS
	total	2462	-3.33	<=7.5	PASS
11N20	Ant0	2412	-6.7	<=7.5	PASS
	Ant1	2412	-5.99	<=7.5	PASS
	total	2412	-3.32	<=7.5	PASS
	Ant0	2437	-4.44	<=7.5	PASS
	Ant1	2437	-6.44	<=7.5	PASS
	total	2437	-2.32	<=7.5	PASS
	Ant0	2462	-5.83	<=7.5	PASS
	Ant1	2462	-5.91	<=7.5	PASS
	total	2462	-2.86	<=7.5	PASS
11N40	Ant0	2422	-12.23	<=7.5	PASS
	Ant1	2422	-13.11	<=7.5	PASS
	total	2422	-9.64	<=7.5	PASS
	Ant0	2437	-8.47	<=7.5	PASS
	Ant1	2437	-8.42	<=7.5	PASS
	total	2437	-5.43	<=7.5	PASS
	Ant0	2452	-12.63	<=7.5	PASS
	Ant1	2452	-11.64	<=7.5	PASS
	total	2452	-9.10	<=7.5	PASS

Test Graphs

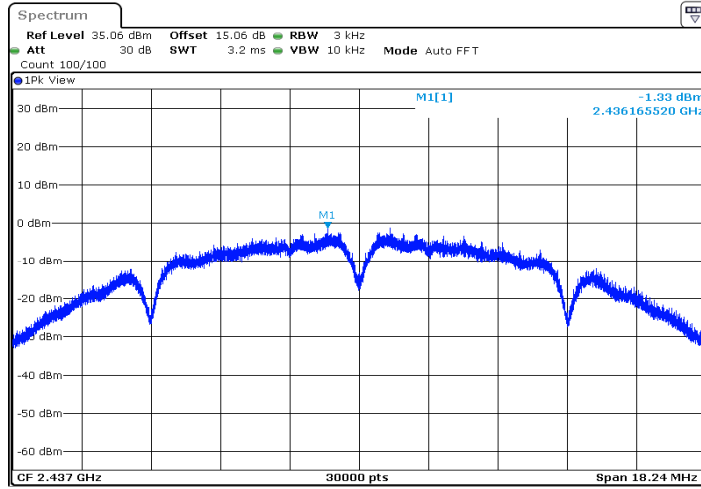
11B_Ant0 _2412



11B_Ant1 _2412

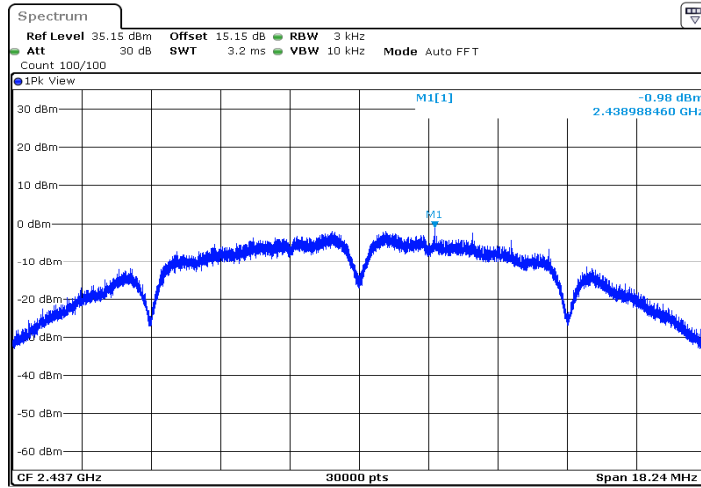


11B_Ant0 _2437



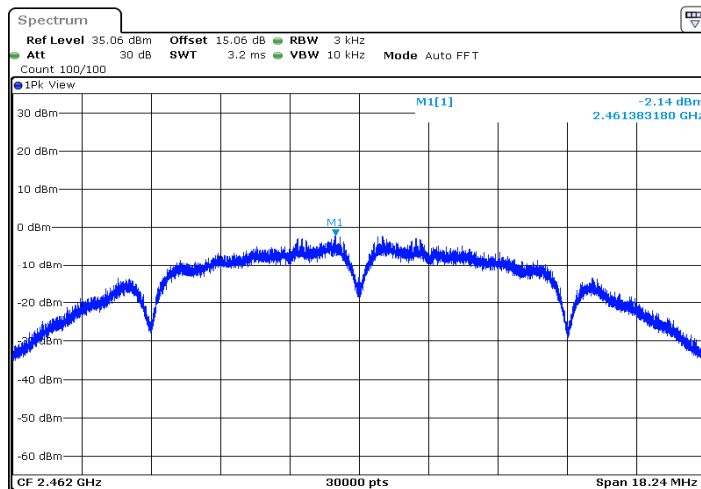
Date: 17.MAR.2020 17:02:12

11B_Ant1 _2437



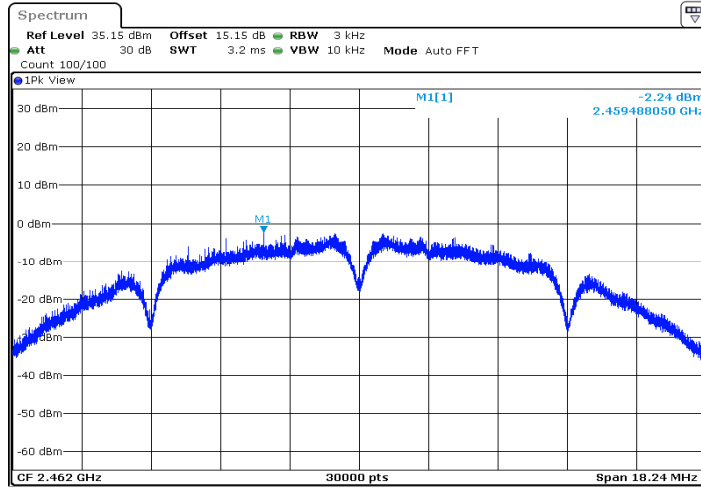
Date: 17.MAR.2020 17:29:53

11B_Ant0 _2462

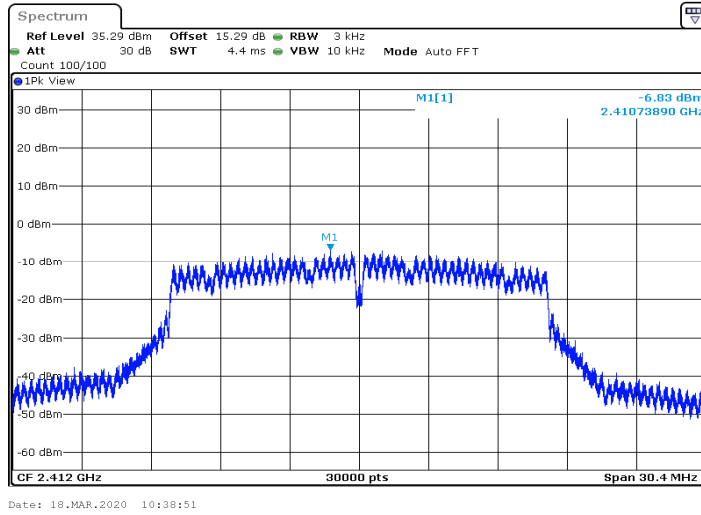


Date: 17.MAR.2020 17:05:36

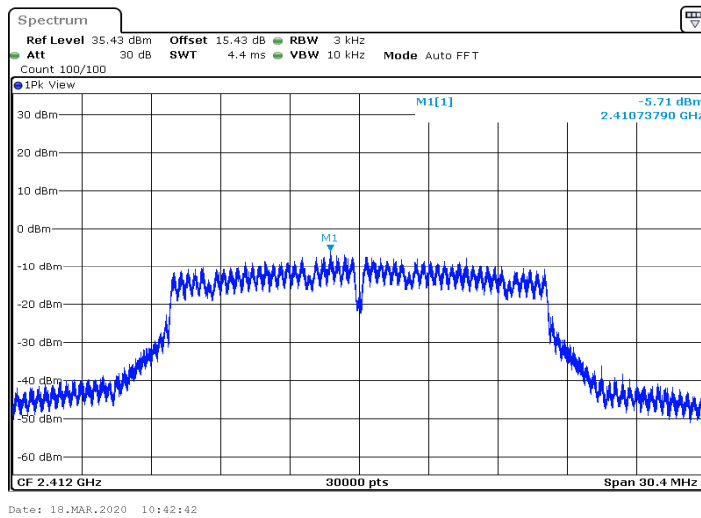
11B_Ant1 _2462



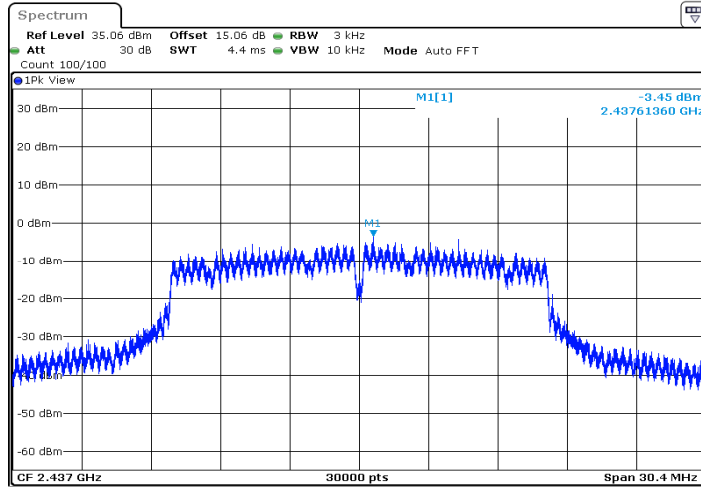
11G_Ant0 _2412



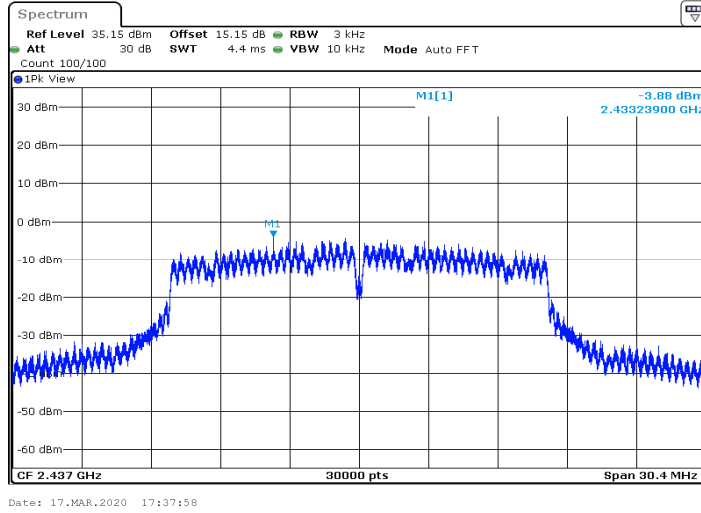
11G_Ant1 _2412



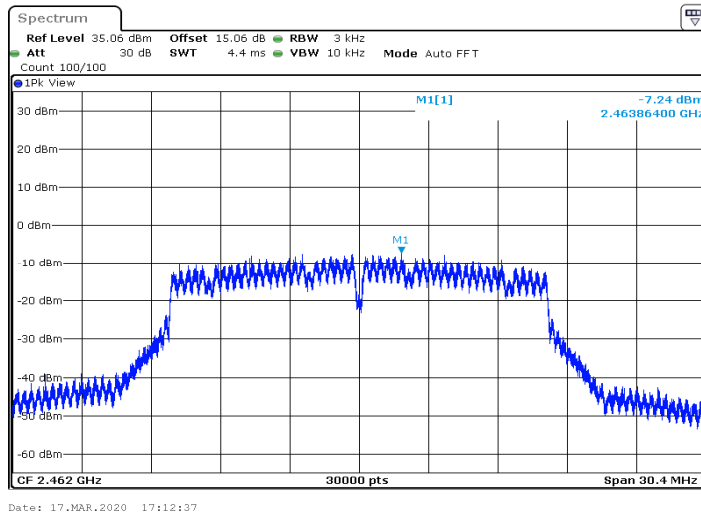
11G_Ant0 _2437



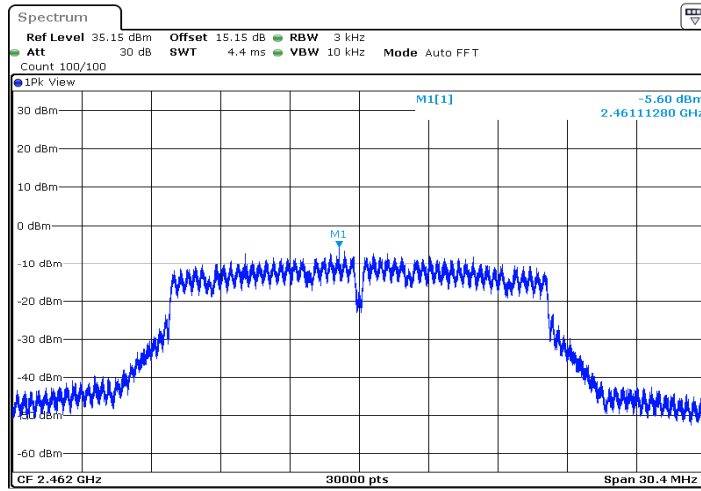
11G_Ant1 _2437



11G_Ant0 _2462

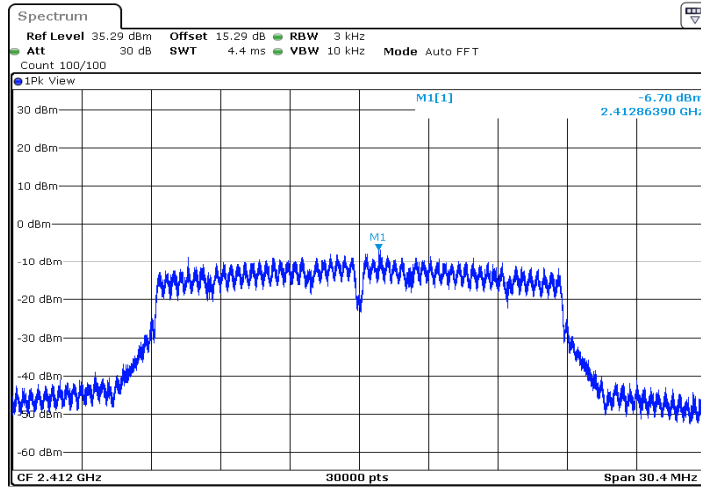


11G_Ant1 _2462



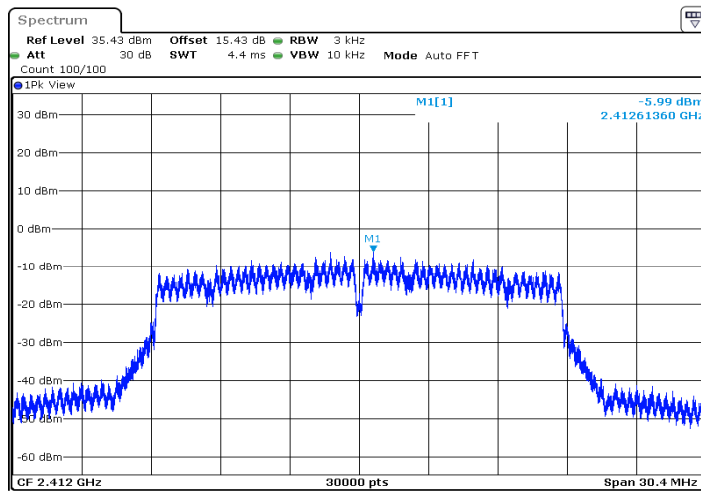
Date: 17.MAR.2020 17:39:51

11N20_Ant0 _2412



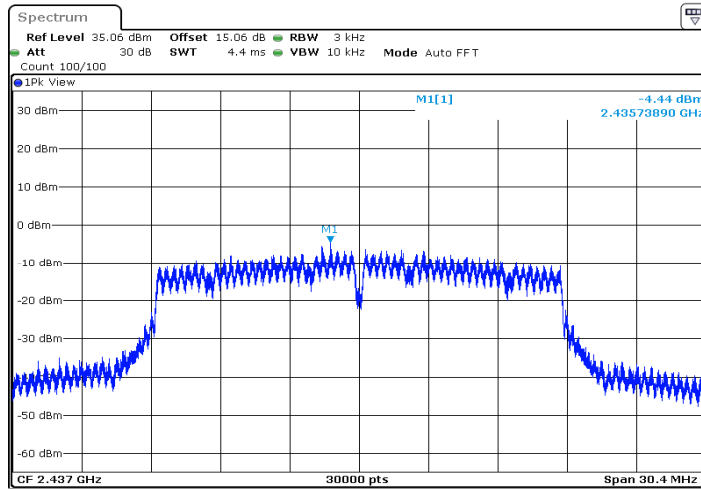
Date: 17.MAR.2020 17:14:28

11N20_Ant1 _2412



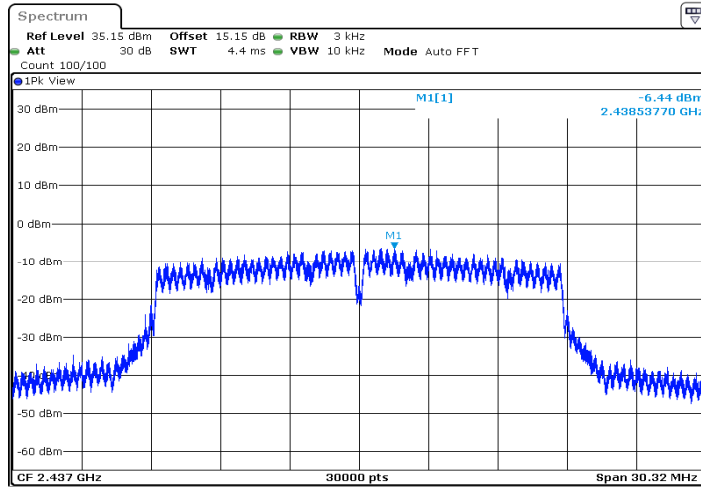
Date: 17.MAR.2020 17:42:04

11N20_Ant0 _2437



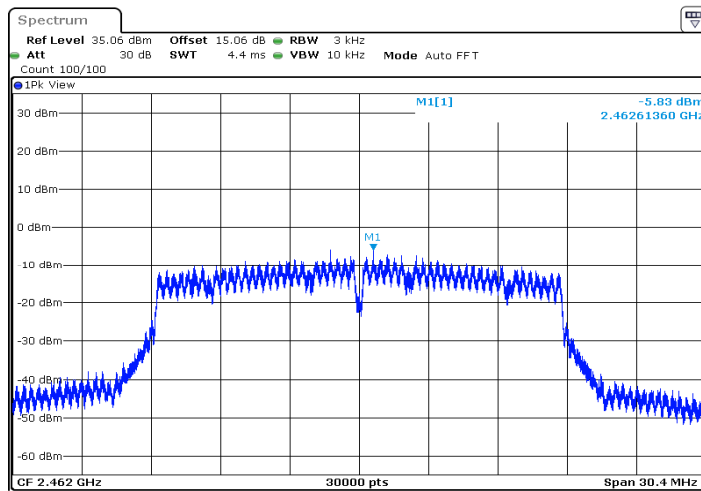
Date: 17.MAR.2020 17:16:28

11N20_Ant1 _2437



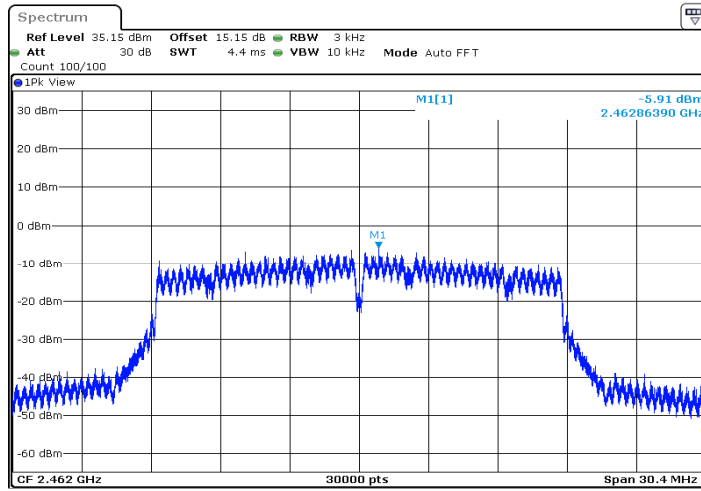
Date: 17.MAR.2020 17:44:05

11N20_Ant0 _2462



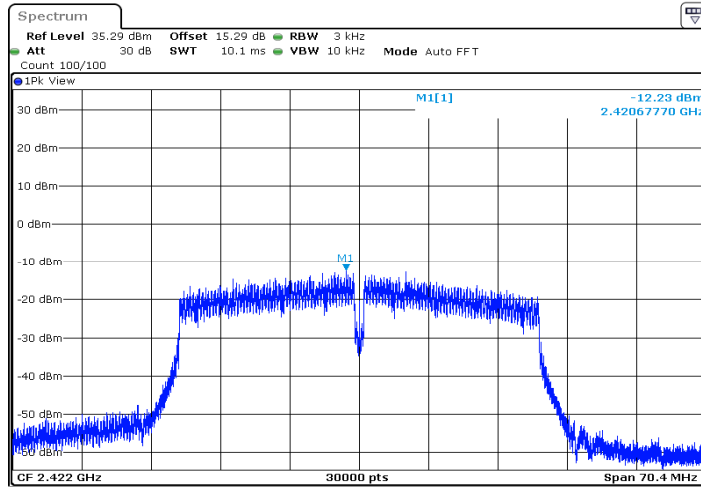
Date: 17.MAR.2020 17:17:55

11N20_Ant1 _2462



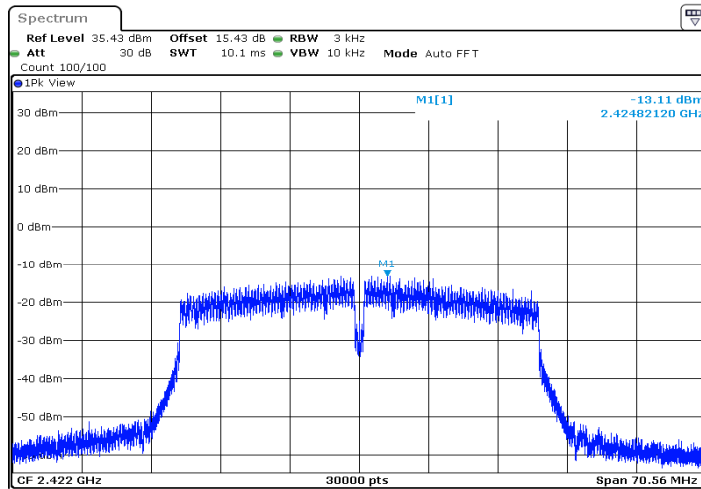
Date: 17.MAR.2020 17:45:53

11N40_Ant0 _2422



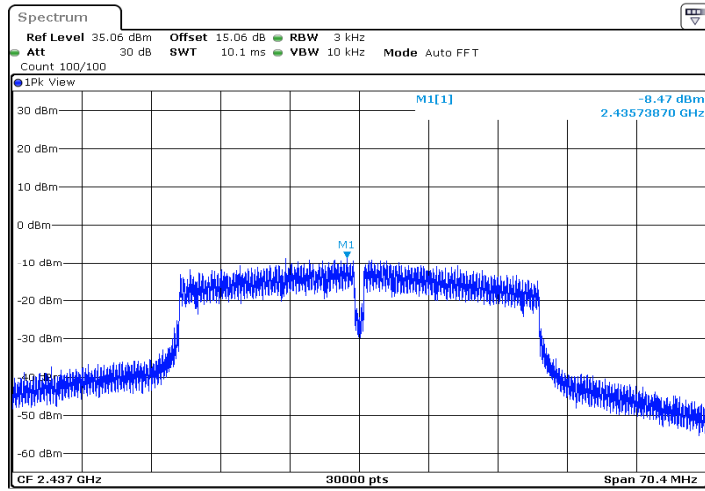
Date: 17.MAR.2020 17:19:54

11N40_Ant1 _2422

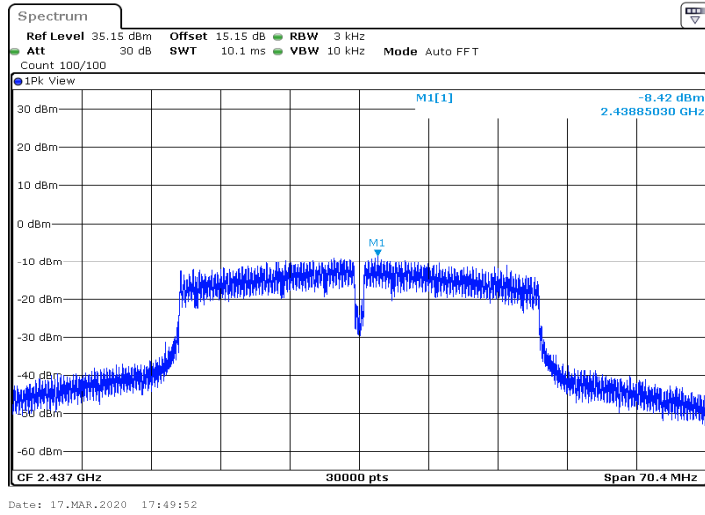


Date: 17.MAR.2020 17:48:00

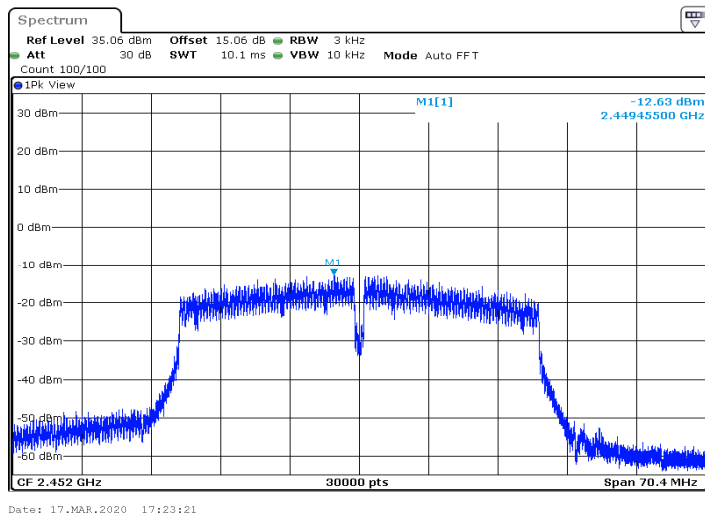
11N40_Ant0 _2437



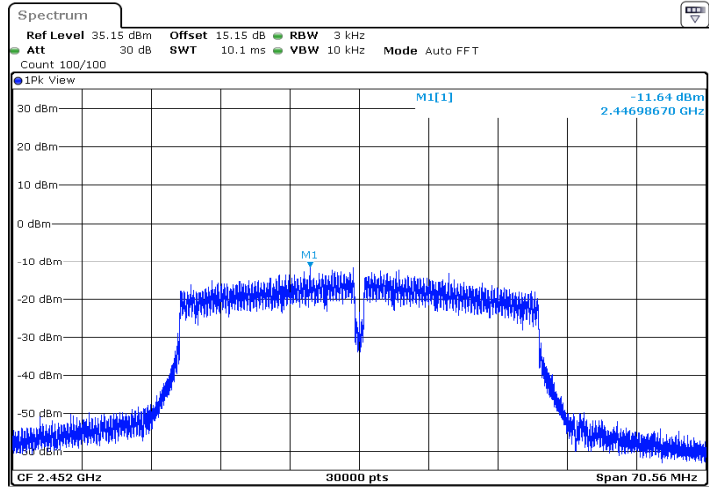
11N40_Ant1 _2437



11N40_Ant0 _2452

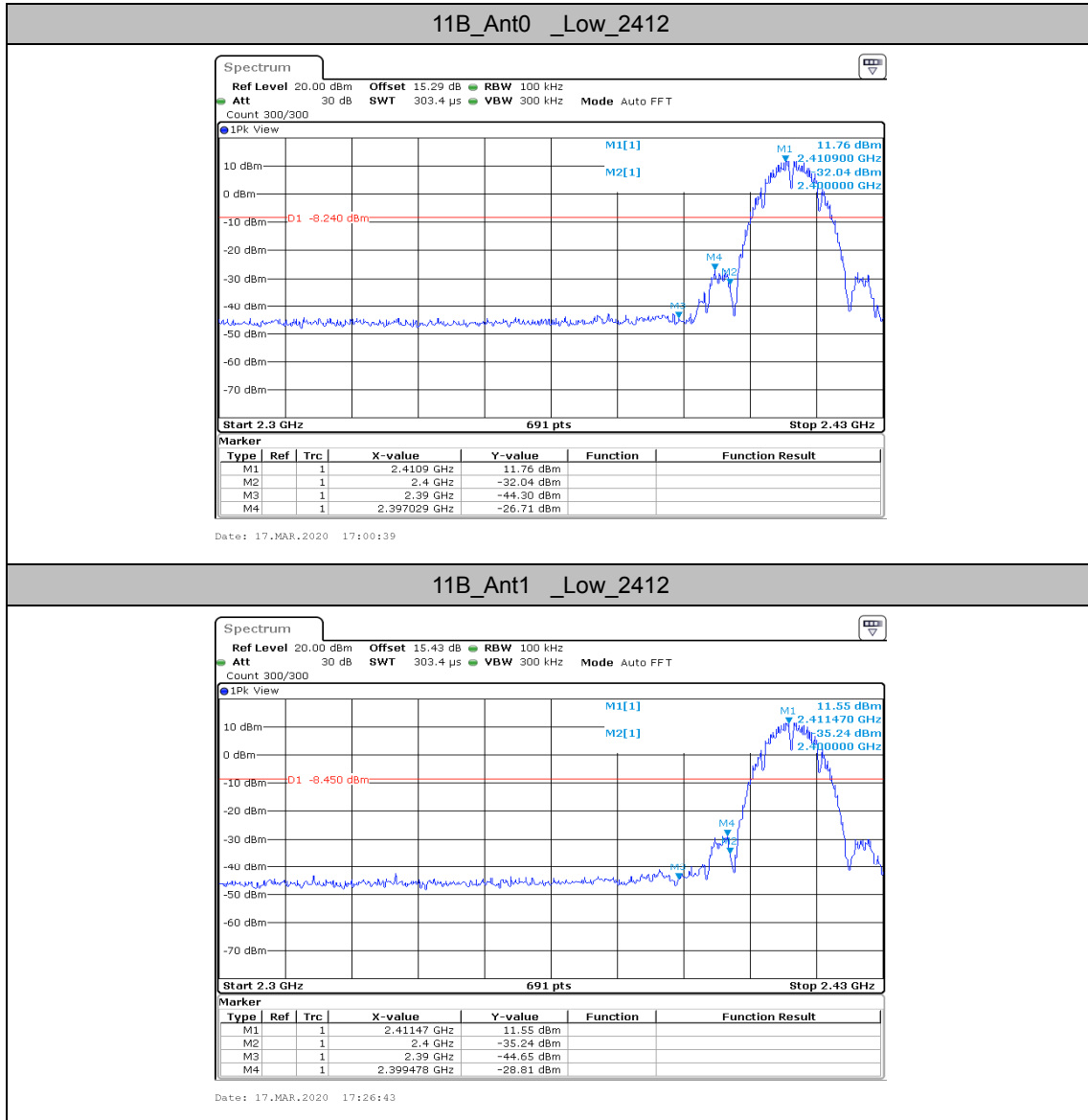


11N40_Ant1 _2452

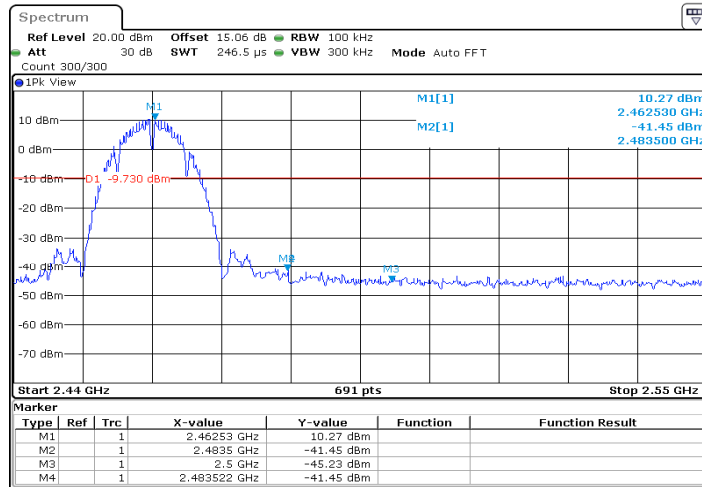


Appendix D: Band edge measurements

Test Graphs

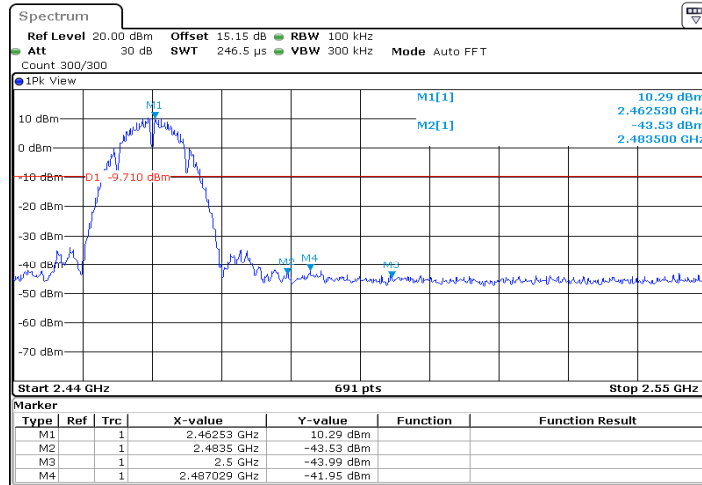


11B_Ant0_High_2462



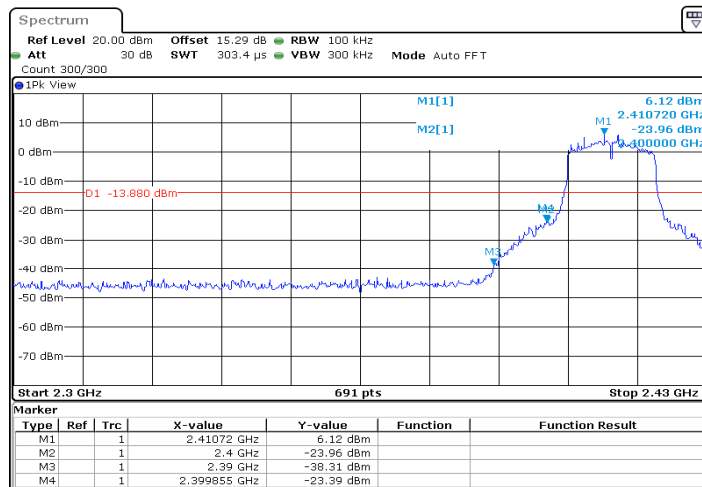
Date: 17.MAR.2020 17:05:46

11B_Ant1_High_2462



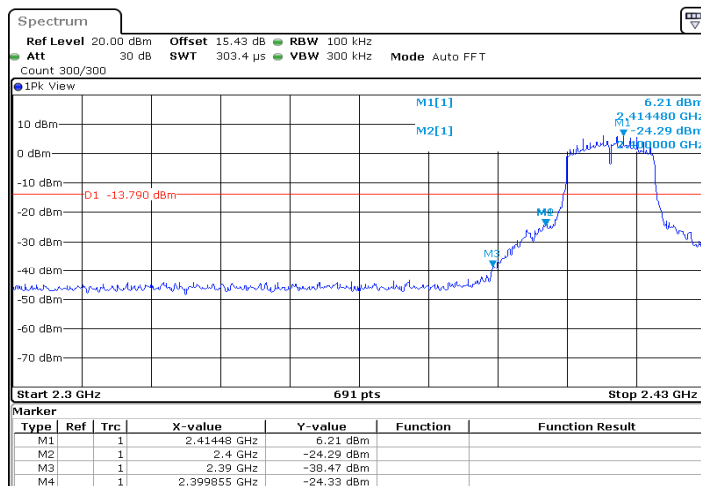
Date: 17.MAR.2020 17:31:40

11G_Ant0_Low_2412



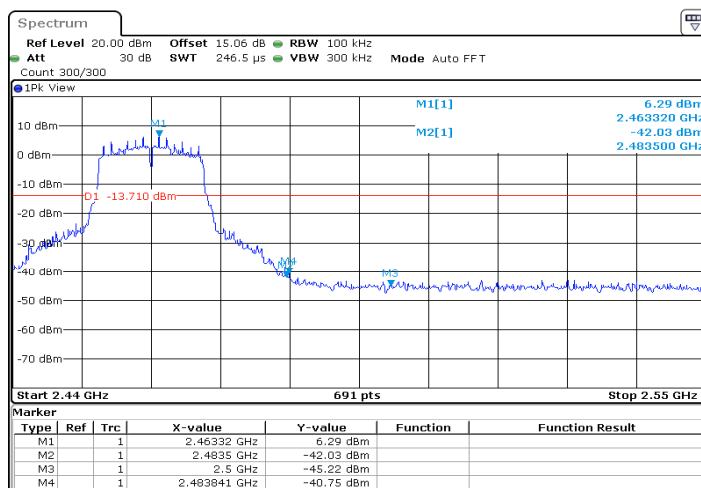
Date: 18.MAR.2020 10:39:00

11G_Ant1 _Low_2412



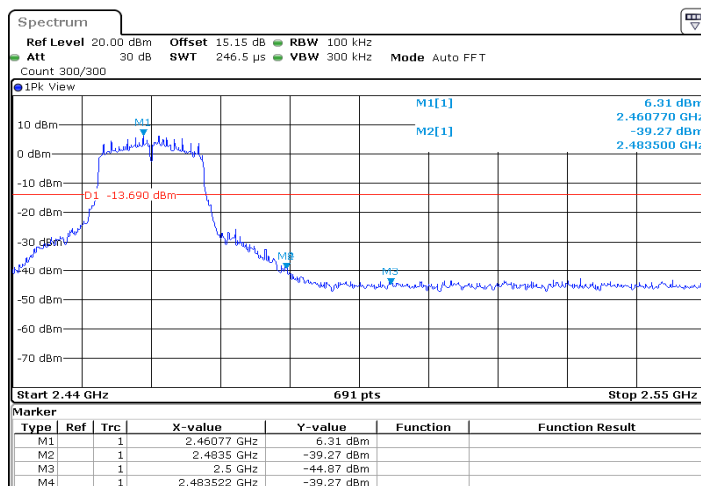
Date: 18.MAR.2020 10:42:52

11G_Ant0 _High_2462



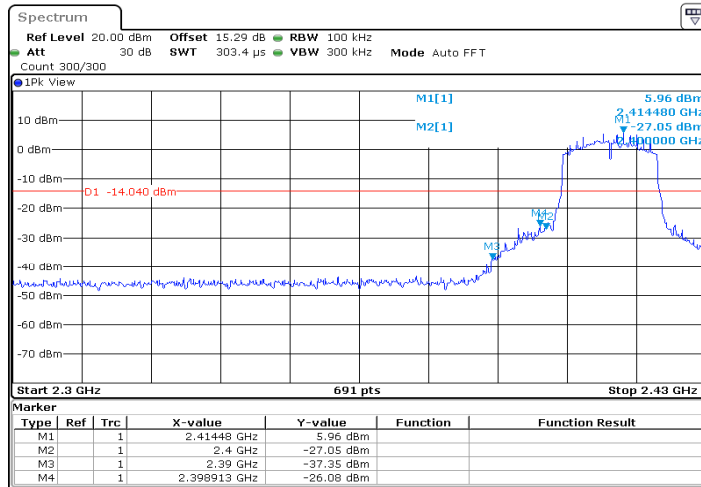
Date: 17.MAR.2020 17:12:46

11G_Ant1 _High_2462



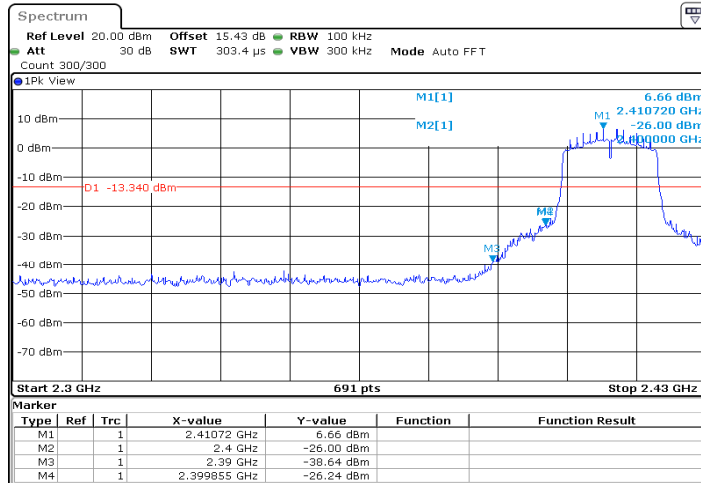
Date: 17.MAR.2020 17:40:00

11N20_Ant0 _Low_2412



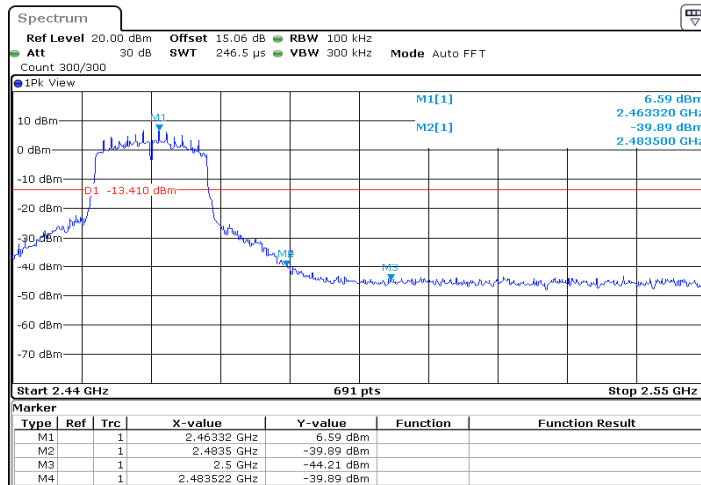
Date: 17.MAR.2020 17:14:38

11N20_Ant1 _Low_2412



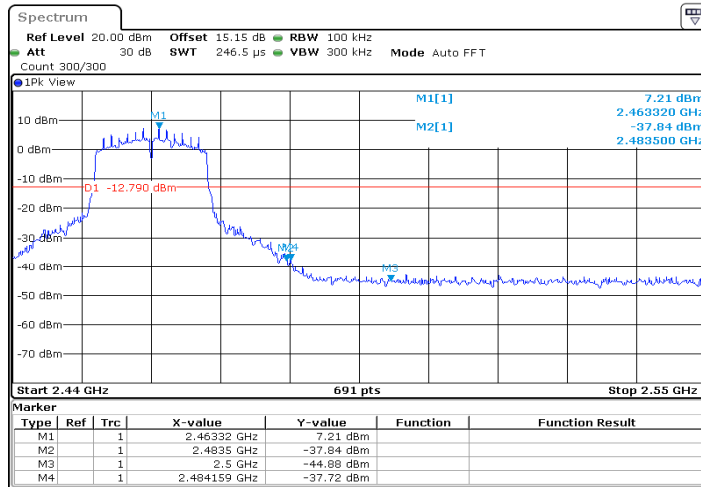
Date: 17.MAR.2020 17:42:14

11N20_Ant0 _High_2462



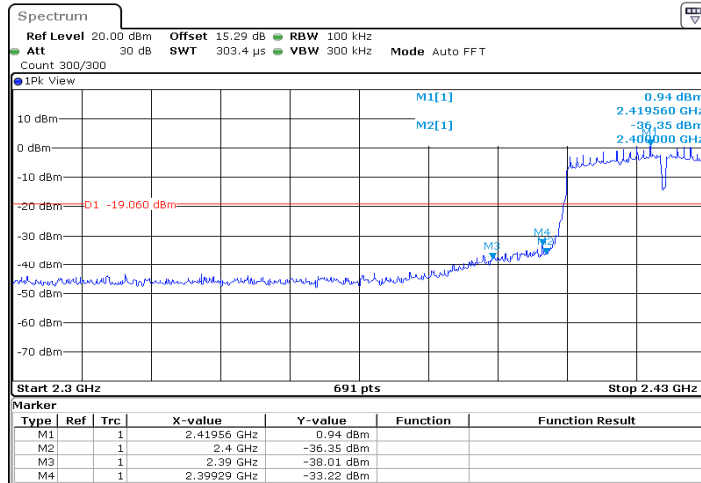
Date: 17.MAR.2020 17:18:05

11N20_Ant1 _High_2462



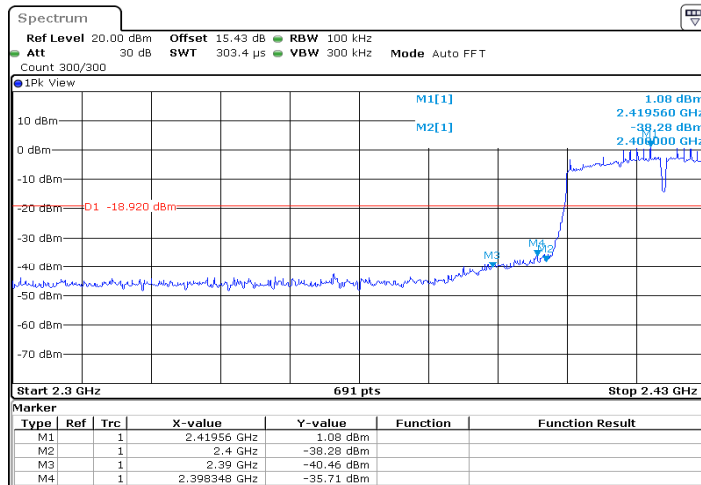
Date: 17.MAR.2020 17:46:02

11N40_Ant0 _Low_2422



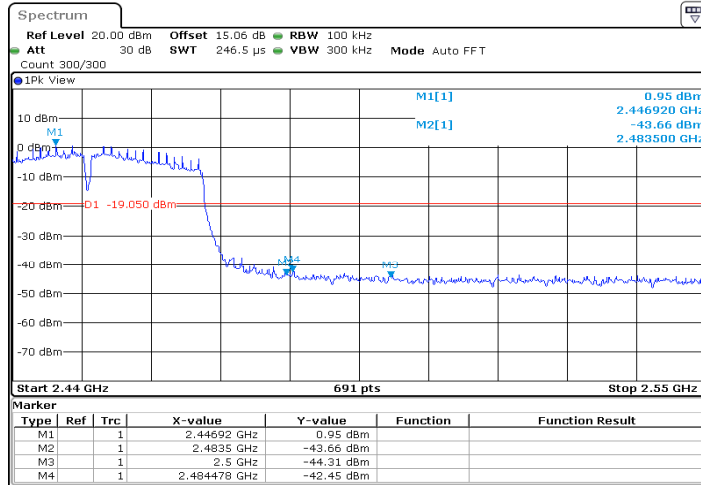
Date: 17.MAR.2020 17:20:03

11N40_Ant1 _Low_2422



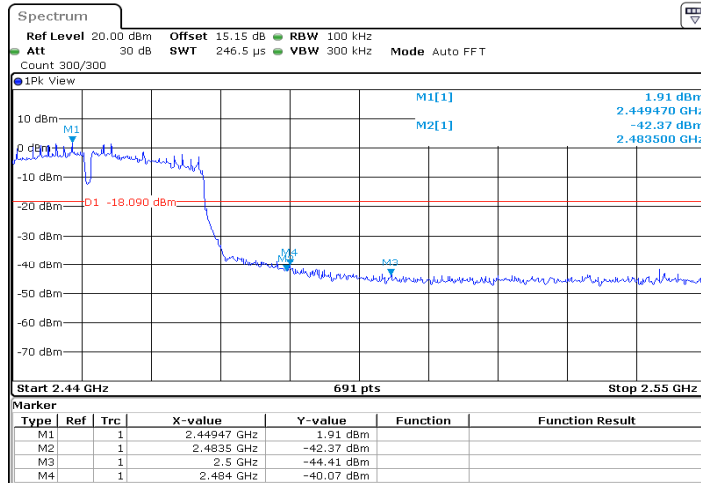
Date: 17.MAR.2020 17:48:09

11N40_Ant0 _High_2452



Date: 17.MAR.2020 17:23:31

11N40_Ant1 _High_2452



Date: 17.MAR.2020 17:51:30