

Grandstream Networks, Inc.

126 Brookline Ave, 3rd Floor

Boston, MA 02215. USA

Tel : +1 (617) 566 - 9300

Fax: +1 (617) 249 - 1987

www.grandstream.com



BE	BG	CZ	DK	DE	EE	IE	EL	LI
ES	FR	HR	IT	CY	LV	LT	LU	CH
HU	MT	NL	AT	PL	PT	RO	SI	TR
SK	FI	SE	NO	IS	UK	UK(NI)		

In the UK and EU member states, operation of 5150-5350 MHz is restricted to indoor use only.



For Certification, Warranty and RMA information, please visit

www.grandstream.com

~ 1 ~



GWN7052

Dual-Band Wi-Fi Router

Quick Installation Guide

~ 2 ~

Content

English	1
简体中文.....	5

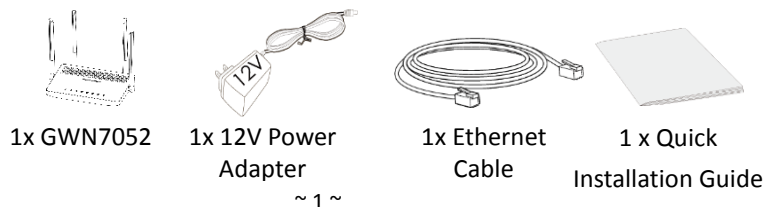
OVERVIEW

The GWN7052 is a secure dual-band router powered by 802.11ac Wi-Fi technology. It features a dual-core 880MHz processor to provide Wi-Fi speeds of up to 1.266 Gbps to 256 wireless devices, allowing the GWN7052 to power smart office, smooth 4K Ultra HD streaming, web meetings, video conferences and more. It supports VPN to allow remote employees to securely connect to the corporate network from home or branch offices. The GWN7052 also provides enterprise-grade security features to ensure secure Wi-Fi and VPN access, including unique security certificates and random default passwords. To ensure easy installation and management, the GWN7052 includes a built-in controller embedded within the product's web user interface. It is also supported by GWN.Cloud, Grandstream's free cloud Wi-Fi management platform. By combining accelerated Wi-Fi speeds, mesh networking and wired AP connections with advanced features including VPN and advanced QoS, the GWN7052 is the ideal router for a growing home and business network.

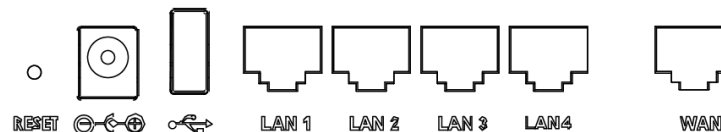
PRECAUTIONS

- Do not attempt to open, disassemble, or modify the device.
- Do not expose this device to temperature outside range of 0 °C to 50 °C for operation and -10 °C to 60 °C for storage.
- Do not expose the GWN7052 to environments outside of the following humidity range: 10-90% RH (non-condensing).
- Do not power cycle your GWN7052 during system boot up or firmware upgrade. You may corrupt firmware images and cause the unit to malfunction.

PACKAGE CONTENTS



GWN7052 PORTS

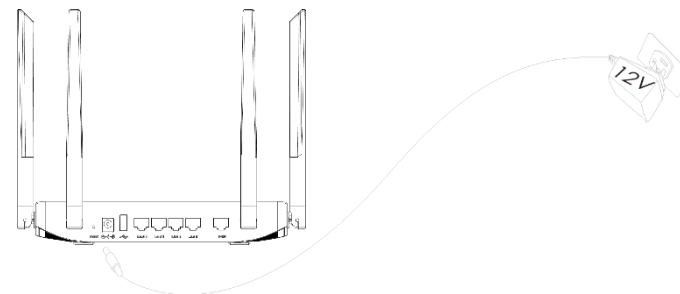


Port	Description
WAN	1x 10/100/1000Mbps Ethernet port.
LAN 1/2/3/4	3x 10/100/1000Mbps Ethernet ports.
USB	Used for USB storage device.
DC12V	Power adapter connector(DC 12V, 1A)
RESET	Factory reset pinhole. Press for 5 seconds to reset factory default settings.

CONNECTING THE GWN7052

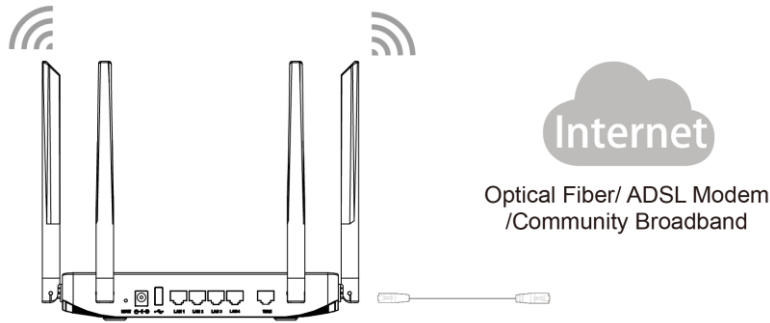
1. Power GWN7052

GWN7052 can be powered on using the right PSU (DC 12V, 1A).



2. Connect to the Internet

Connect to WAN port to connect optical fiber broadband modem, ADSL broadband modem or community broadband interface.



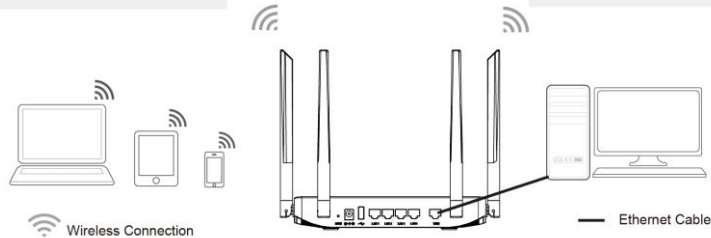
3. Devices Connect to GWN7052's Wi-Fi

Wireless Connection

Connect your laptop, smartphone or tablet to the SSID.

Wired Connection

Connect your computer to one of the LAN ports (1,2,3 or 4).



Note: SSID's default password information is printed on the MAC tag at the bottom of the unit.

ACCESSING THE CONFIGURATION INTERFACE

Now that you are connected to the GWN7052's SSID or to LAN port with network cable, it can access into its configuration interface with myrouter.grandstream.com or default IP address 192.168.80.1.

Then enter password to login.

Note: GWN7052's default password information is printed on the MAC tag at the bottom of the unit.



Notes:

- It is customer's responsibility to ensure compliance with local regulations for frequency bands, transmit power and others.
- To manage GWN7052 over cloud, please refer to <https://www.gwn.cloud>.

The GNU GPL license terms are incorporated into the device firmware and can be accessed via the Web user interface of the device at `my_device_ip/gpl_license`. It can also be accessed here: <http://www.grandstream.com/legal/open-source-software>

To obtain a CD with GPL source code information please submit a written request to info@grandstream.com

Refer to online documents and FAQ for more detailed information:

<http://www.grandstream.com/our-products>

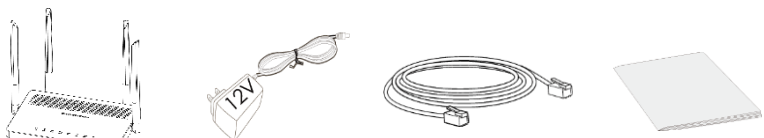
概述

GWN7052 作为一款采用 802.11ac Wi-Fi 技术的路由器，使用双核 880MHz 处理器，可为 256 个无线客户端提供高达 1.266Gbps 的网络。GWN7052 支持 VPN，允许远程员工从家庭或分支机构安全地连接到公司网络，以满足办公使用。还提供企业级安全功能，以确保安全的网络访问，包括独特的安全证书和随机默认密码。为了安装和管理更便捷，GWN7052 控制既支持使用无控制器的分布式网络管理，内嵌 AC 控制器（嵌入 Web 用户界面），也支持 GWN.Cloud 以实现大规模的部署管理。凭借硬件加速、Mesh 与有线 AP 扩展、VPN 和高级 QoS 等，GWN7052 路由器是众多家庭和企业用户的理想选择。

注意事项

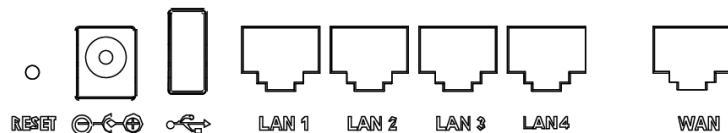
- 不要尝试打开，拆解或修改设备。
- 不要将本设备暴露在温度超出 0°C 至 50°C 的工作环境或超出 -10°C 至 60°C 的储存环境。
- 不要将本设备暴露在环境湿度如下范围以外：10-90%RH（无冷凝）。
- 系统启动或固件升级期间不要中断电源。这可能会损坏设备固件，并导致设备故障。

包装清单



1x GWN7052 1x 电源适配器 1x 网线 1x 快速安装指南

GWN7052 端口

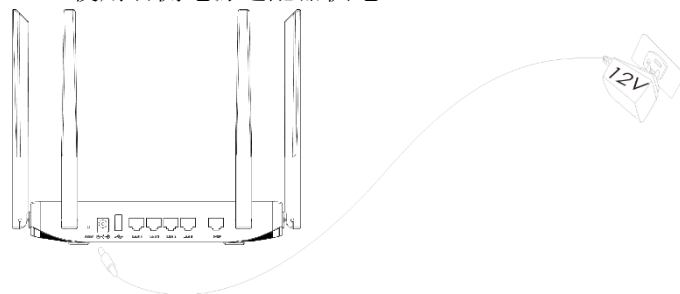


端口	描述
WAN	1x 10/100/1000Mbps 以太网端口
LAN 1/2/3/4	3x 10/100/1000Mbps 以太网端口
USB	用于接入 USB 存储设备
DC12V	电源适配器（DC 12V, 1A）
RESET	恢复出厂设置按钮。 按 5 秒恢复出厂默认设置。

连接 GWN7052

1. 连接电源

GWN7052 使用右侧电源适配器供电（DC 12V, 1A）。



2. 连接网络

接 WAN 口，用于连接光纤宽带 Modem（光猫）、ADSL 宽带 Modem（A 猫）或者小区宽带接口



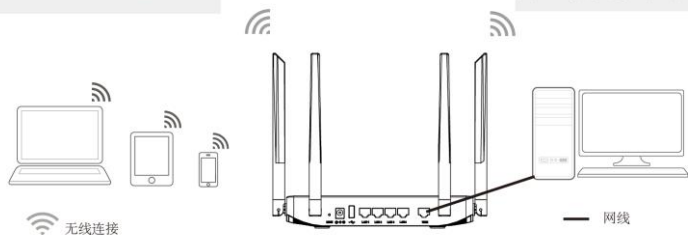
3. 连接设备

无线连接

将您的笔记本电脑、智能手机或平板电脑连接到 SSID。

有线连接

接 LAN (1/2/3/4) 口连接电脑、机顶盒等需要连接的设备

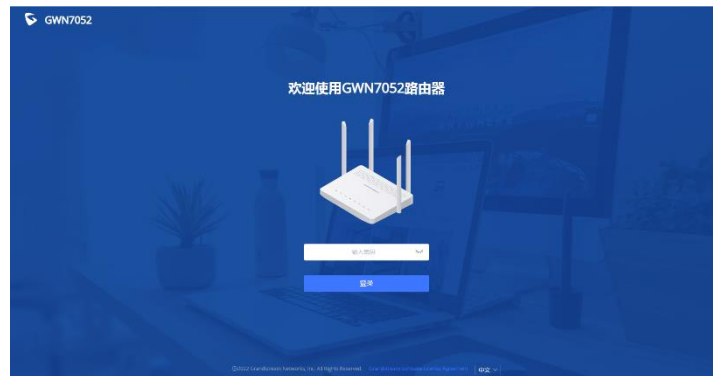


注意：SSID 默认密码为随机值，写于 GWN7052 底部的 MAC 贴纸上。

访问您的 GWN7052

连接到 GWN7052 的 Wi-Fi 或利用网线连接 LAN 口，可以通过访问 myrouter.grandstream.com 或者默认 IP 地址 192.168.80.1 访问 GWN7052 的配置页面。

输入管理员密码登入管理界面。（管理员默认密码为随机值，写于 GWN7052 底部的 MAC 贴纸上）



注意：

- 请遵守当地关于频带、发射功率及其他相关法规。
- 请在 <https://www.gwn.cloud> 进行 GWN7052 的远端管理。

GNU GPL 许可条款已包含在设备固件中，可以通过设备的 Web 用户界面 `my_device_ip/gpl_license` 进行访问。也可以通过以下链接访问：<http://www.grandstream.com/legal/open-source-software>。

如果需要包含 GPL 源代码信息的 CD，请发邮件到 info@grandstream.com 提交请求。

欲获取详细的路由器使用信息，请在以下链接中下载 GWN7052 用户手册。

<http://www.grandstream.com/support>