

Shenzhen UnionTrust Quality and Technology Co., Ltd.

Address: Unit D/E of 9/F and 16/F, Block A, Building 6, Baoneng science and technology park, Longhua district, Shenzhen, China

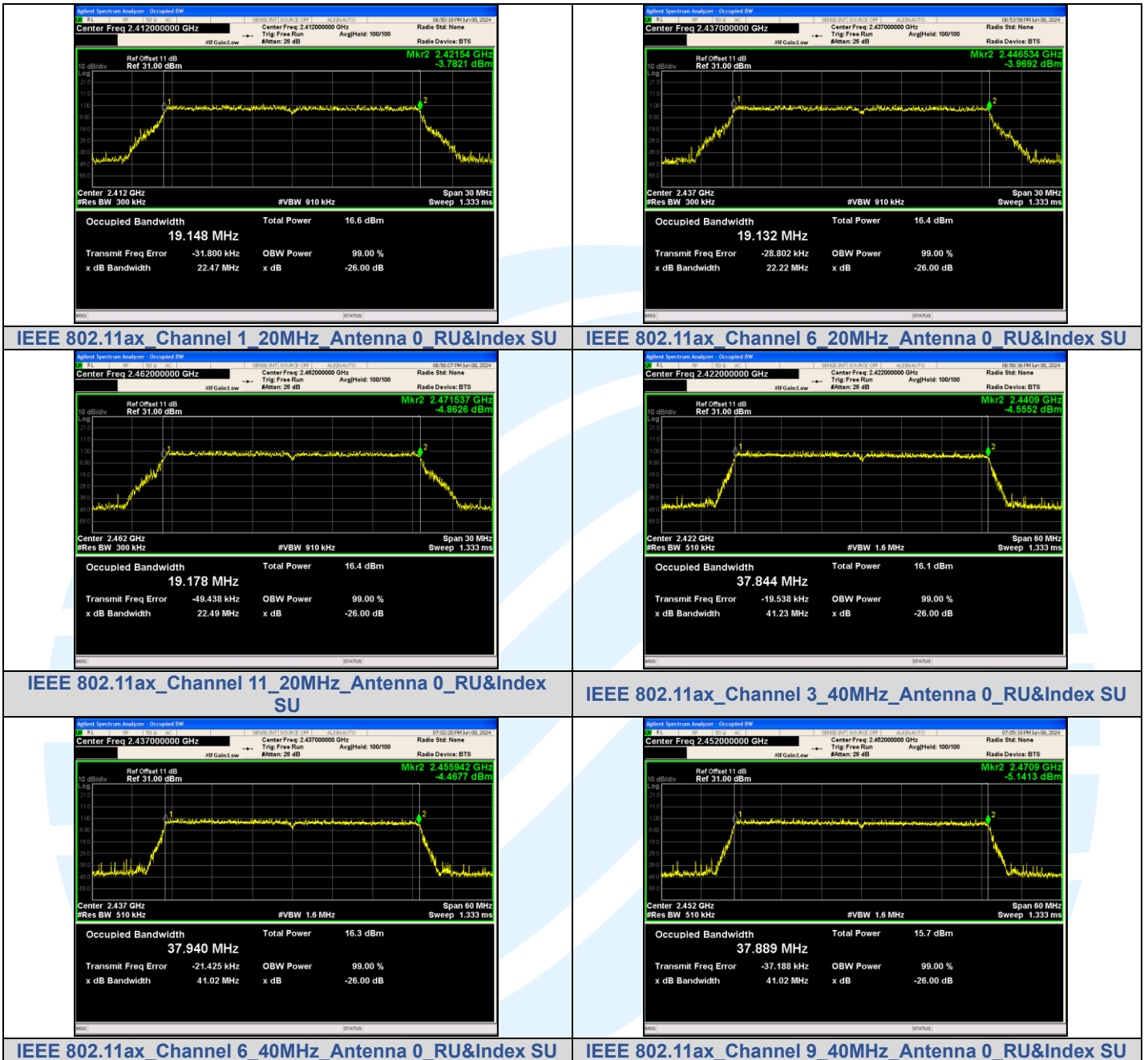
Tel: +86-755-28230888

Fax: +86-755-28230886

E-mail: info@uttlab.com

<http://www.uttlab.com>

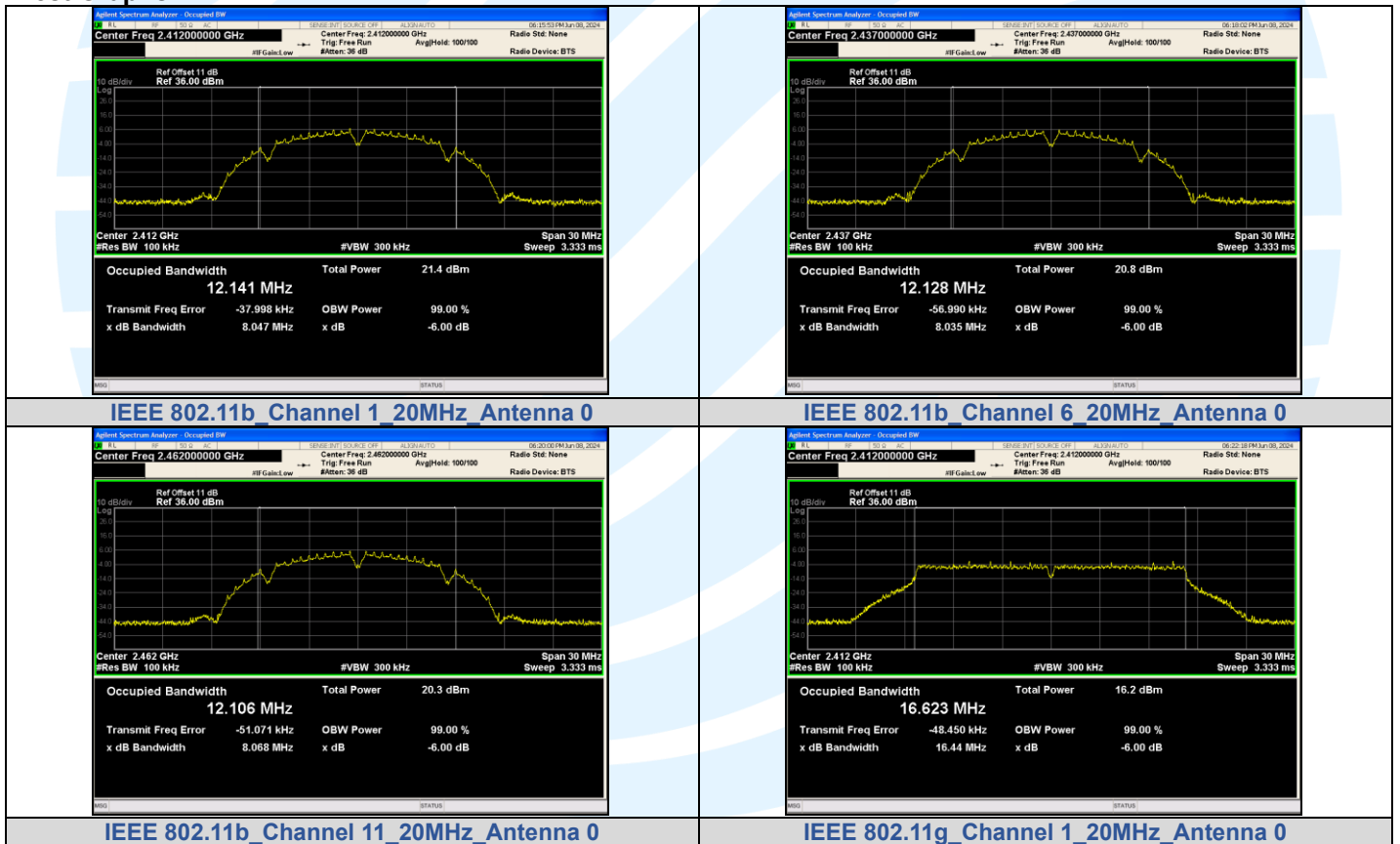
UTTR-RF-RSS247-V1.1

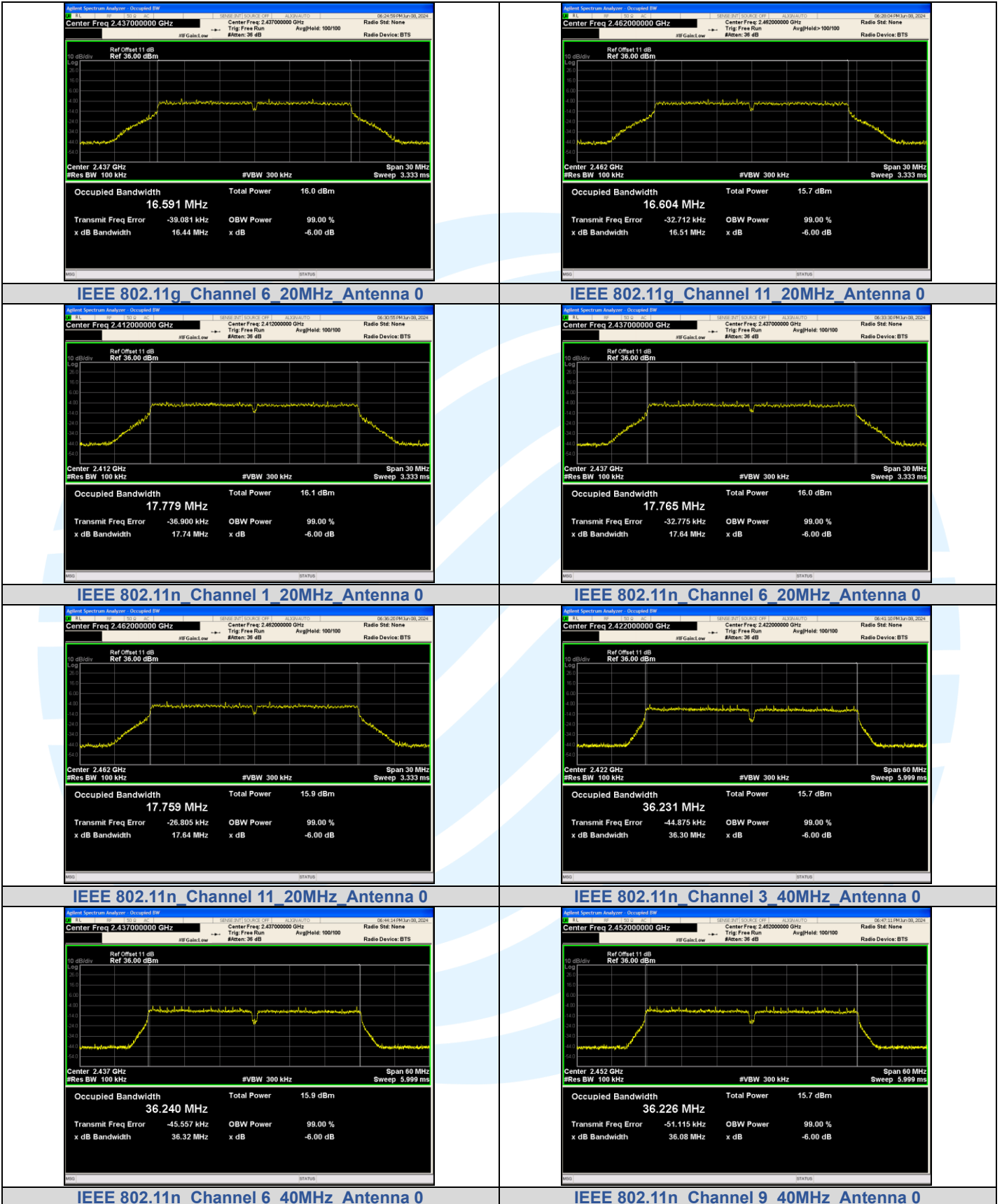


A.2 6DB BANDWIDTH

Mode	Channel	RU & Index	Ant.	Center Frequency (MHz)	6 dB Bandwidth (MHz)	Limit (MHz)	Result
IEEE 802.11b	1	N/A	0	2412	8.047	≥0.5	PASS
	6			2437	8.035		PASS
	11			2462	8.068		PASS
IEEE 802.11g	1			2412	16.44		PASS
	6			2437	16.44		PASS
	11			2462	16.51		PASS
IEEE 802.11n_20	1			2412	17.74		PASS
	6			2437	17.64		PASS
	11			2462	17.64		PASS
IEEE 802.11n_40	3			2422	36.30		PASS
	6			2437	36.32		PASS
	9			2452	36.08		PASS
IEEE 802.11ax_20	1	SU	2412	19.07	PASS		
	6		2437	19.04	PASS		
	11		2462	19.04	PASS		
IEEE 802.11ax_40	3		2422	38.01	PASS		
	6		2437	38.01	PASS		
	9		2452	38.01	PASS		

Test Graphs





Shenzhen UnionTrust Quality and Technology Co., Ltd.

Address: Unit D/E of 9/F and 16/F, Block A, Building 6, Baoneng science and technology park, Longhua district, Shenzhen, China

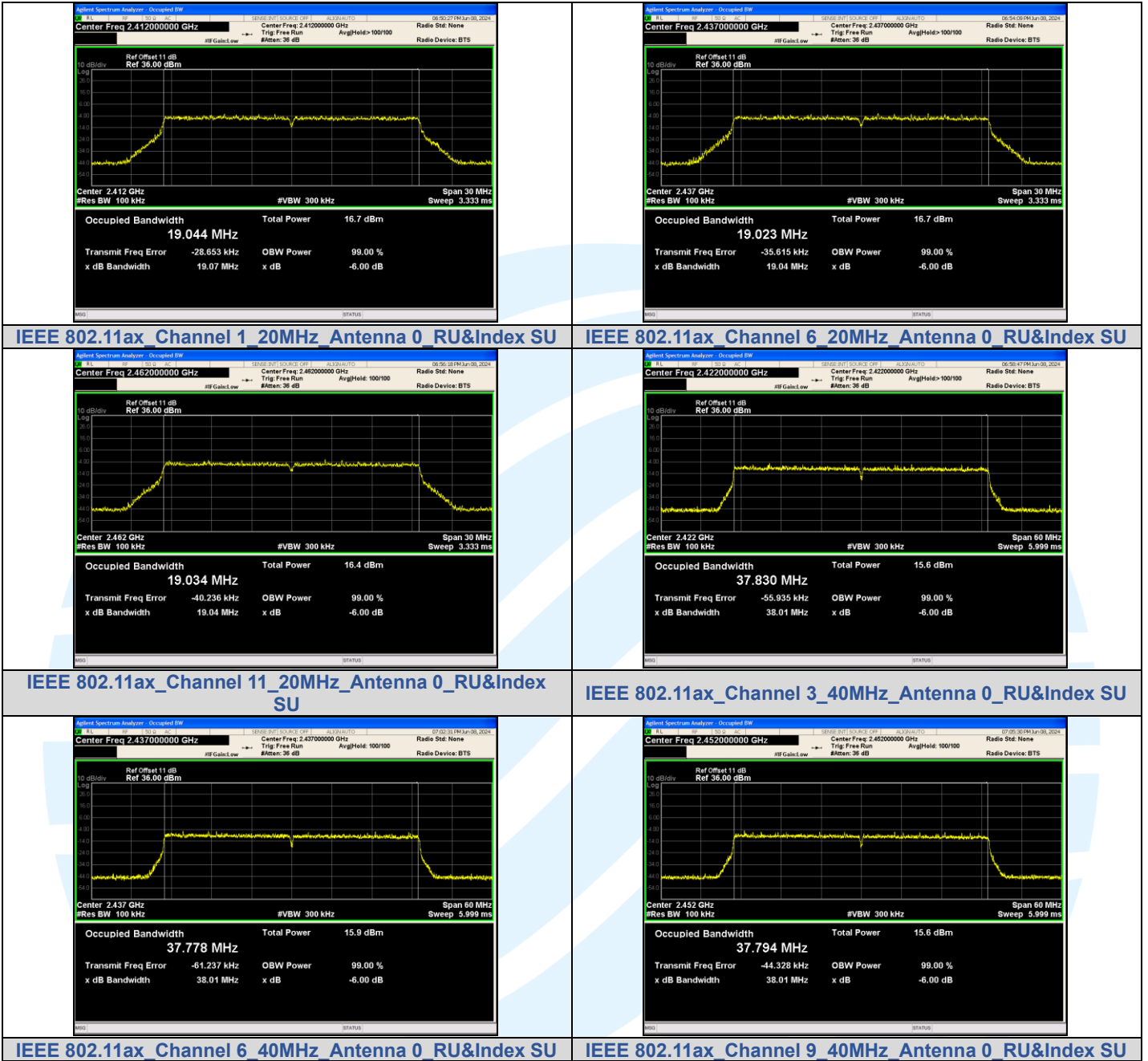
Tel: +86-755-28230888

Fax: +86-755-28230886

E-mail: info@uttlab.com

<http://www.uttlab.com>

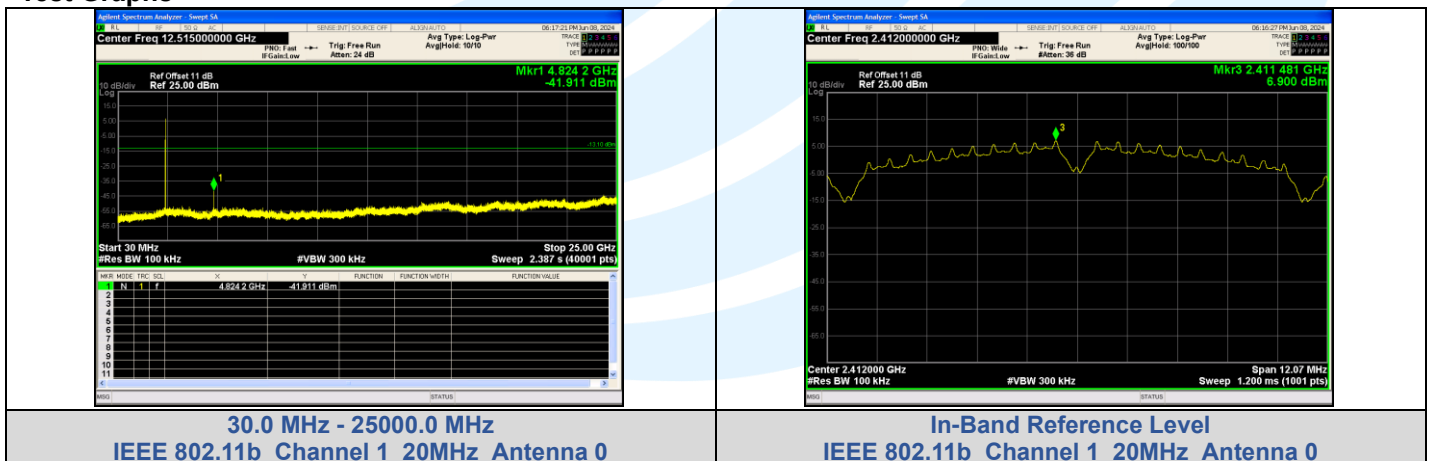
UTTR-RF-RSS247-V1.1

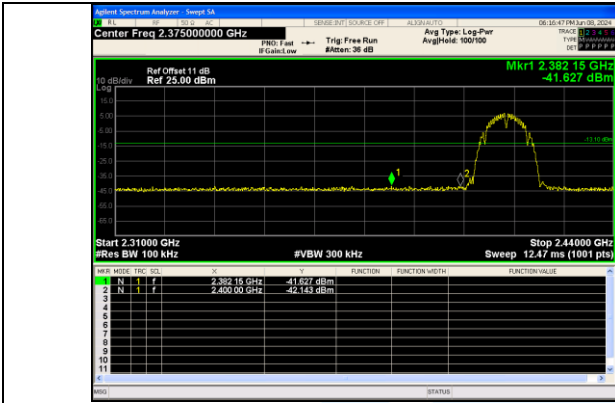


A.3 CONDUCTED OUT OF BAND EMISSION

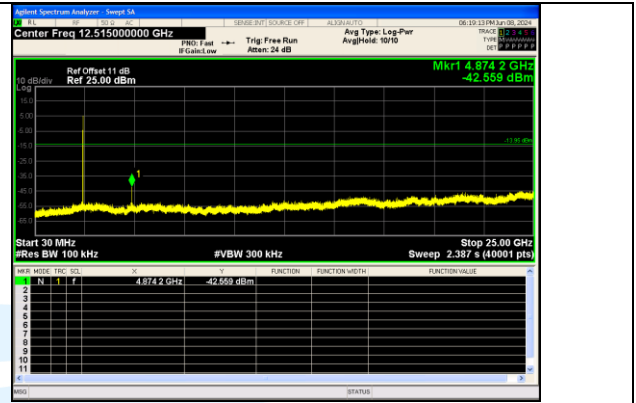
Mode	Channel	RU & Index	Ant.	OOB Emission Frequency (MHz)	OOB Emission Level (dBm)	Limit (dBm)	Over Limit (dB)	Result
IEEE 802.11b	1	N/A	0	2382.15	-41.627	-13.1	-28.527	PASS
				2400.00	-42.143	-13.1	-29.043	PASS
				4824.20	-41.911	-13.1	-28.811	PASS
				4874.18	-42.559	-13.95	-28.609	PASS
				2483.50	-43.633	-14.44	-29.193	PASS
				4924.12	-42.521	-14.44	-28.081	PASS
IEEE 802.11g	1			2400.00	-38.644	-21.19	-17.454	PASS
				24274.6	-44.447	-21.19	-23.257	PASS
				24379.5	-44.651	-21.74	-22.911	PASS
				2483.50	-44.033	-21.76	-22.273	PASS
				24389.5	-44.526	-21.76	-22.766	PASS
				2400.00	-39.839	-21.23	-18.609	PASS
IEEE 802.11n_20	1	24325.2	-44.841	-21.23	-23.611	PASS		
		24948.8	-44.147	-21.77	-22.377	PASS		
		2483.50	-44.117	-21.6	-22.517	PASS		
		24461.9	-44.150	-21.6	-22.550	PASS		
		2397.49	-40.307	-24.06	-16.247	PASS		
		2400.00	-41.565	-24.06	-17.505	PASS		
IEEE 802.11n_40	3	24429.4	-44.073	-24.06	-20.013	PASS		
		24287.7	-44.377	-24.2	-20.177	PASS		
		2483.50	-43.413	-24.42	-18.993	PASS		
		24937.6	-44.815	-24.42	-20.395	PASS		
		2400.00	-38.860	-21.94	-16.920	PASS		
		24445.7	-44.570	-21.94	-22.630	PASS		
IEEE 802.11ax_20	6	24934.5	-43.828	-21.52	-22.308	PASS		
		2483.50	-43.245	-22.09	-21.155	PASS		
		24402.0	-44.197	-22.09	-22.107	PASS		
		2335.09	-41.432	-24.65	-16.782	PASS		
		2400.00	-42.124	-24.65	-17.474	PASS		
		24332.7	-43.240	-24.65	-18.590	PASS		
IEEE 802.11ax_40	9	24771.5	-43.265	-24.46	-18.805	PASS		
		2483.50	-41.469	-25.2	-16.269	PASS		
		24267.1	-43.406	-25.2	-18.206	PASS		
		2400.00	-41.432	-24.65	-16.782	PASS		
		24332.7	-43.240	-24.65	-18.590	PASS		
		24771.5	-43.265	-24.46	-18.805	PASS		

Test Graphs

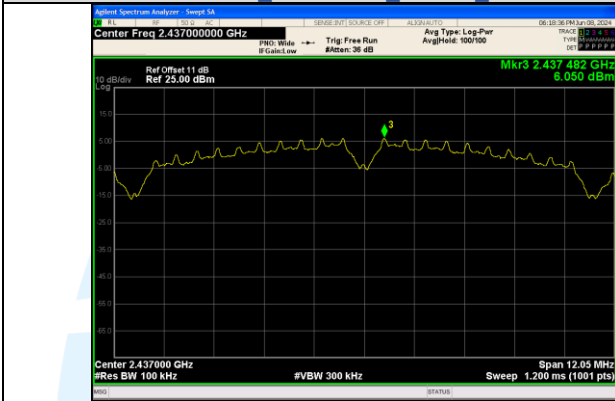




**Out Of Band Emission
IEEE 802.11b Channel 1 20MHz Antenna 0**



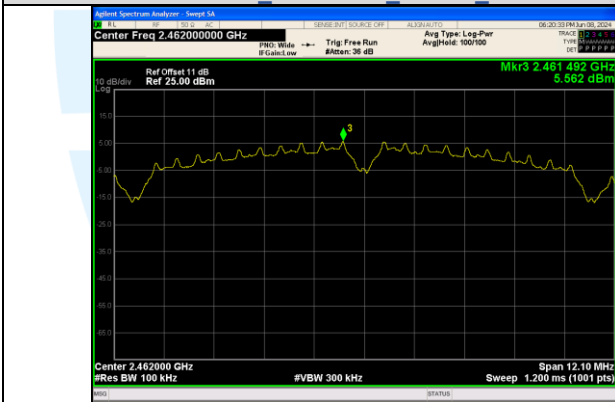
**30.0 MHz - 25000.0 MHz
IEEE 802.11b Channel 6 20MHz Antenna 0**



**In-Band Reference Level
IEEE 802.11b Channel 6 20MHz Antenna 0**



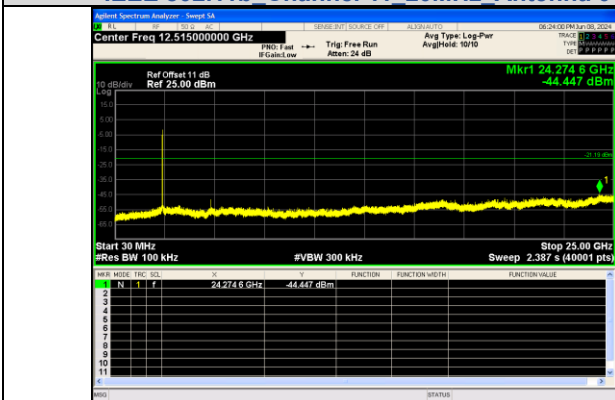
**30.0 MHz - 25000.0 MHz
IEEE 802.11b Channel 11 20MHz Antenna 0**



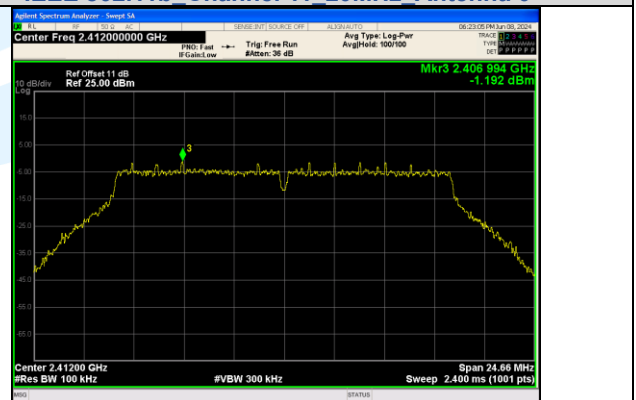
**In-Band Reference Level
IEEE 802.11b Channel 11 20MHz Antenna 0**



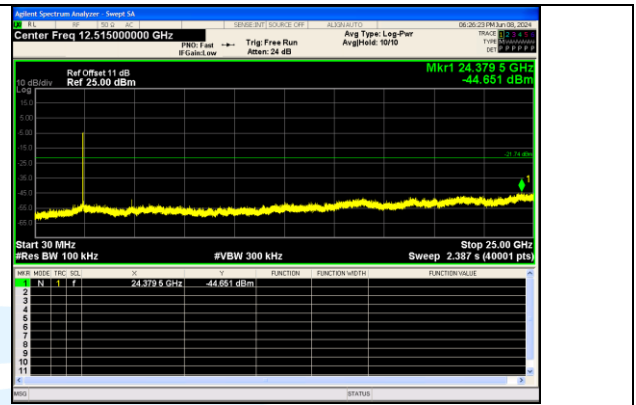
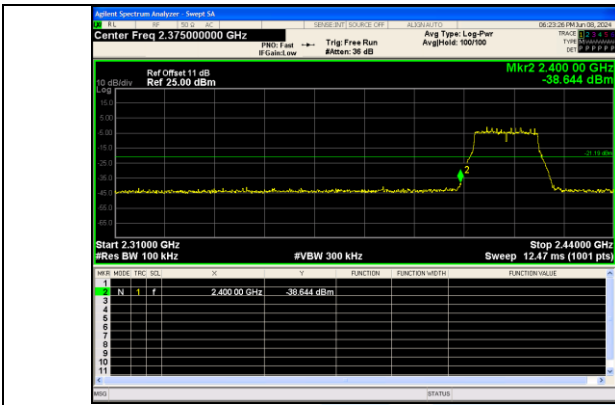
**30.0 MHz - 25000.0 MHz
IEEE 802.11g Channel 1 20MHz Antenna 0**



**30.0 MHz - 25000.0 MHz
IEEE 802.11g Channel 1 20MHz Antenna 0**

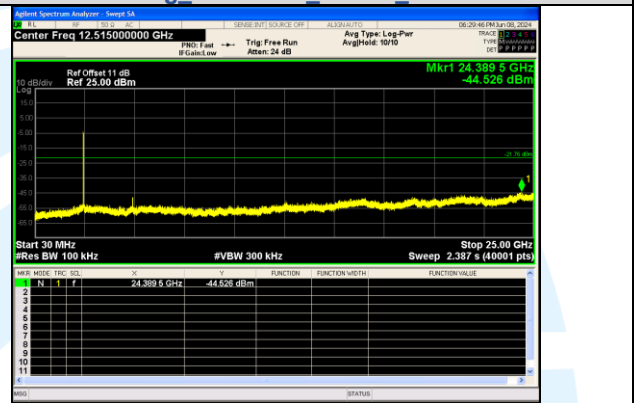
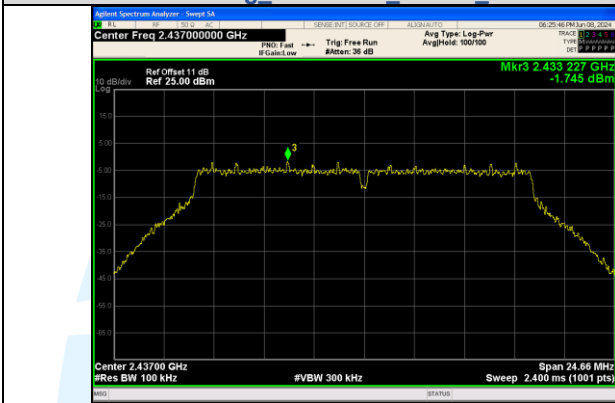


**In-Band Reference Level
IEEE 802.11g Channel 1 20MHz Antenna 0**



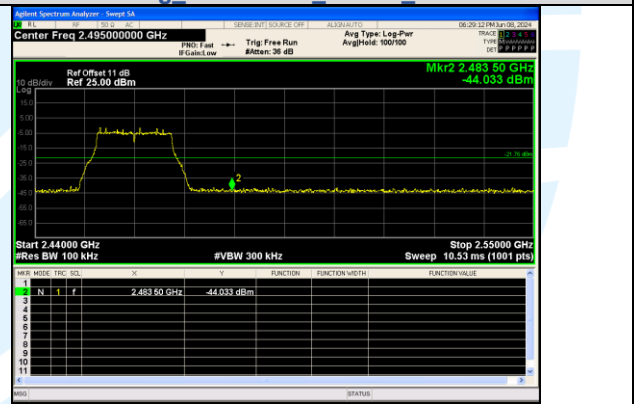
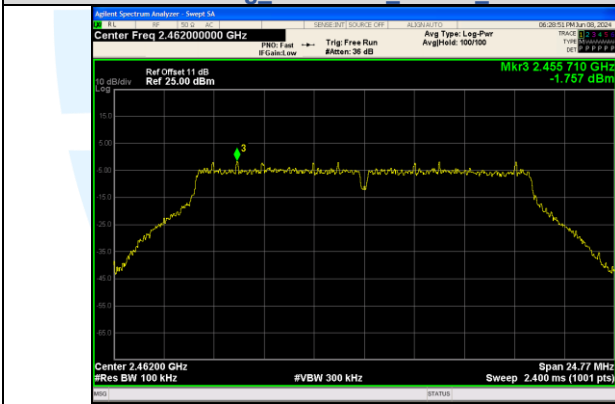
**Out Of Band Emission
IEEE 802.11g Channel 1 20MHz Antenna 0**

**30.0 MHz - 25000.0 MHz
IEEE 802.11g Channel 6 20MHz Antenna 0**



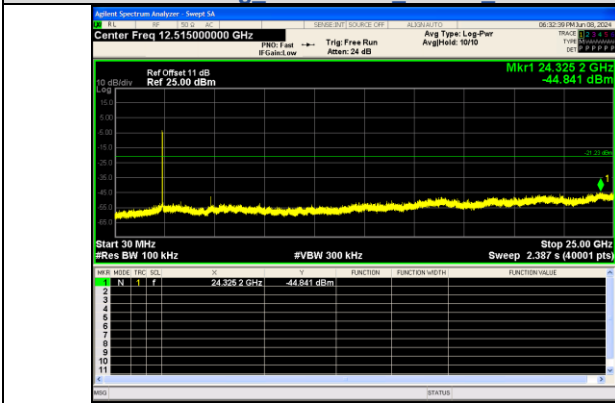
**In-Band Reference Level
IEEE 802.11g Channel 6 20MHz Antenna 0**

**30.0 MHz - 25000.0 MHz
IEEE 802.11g Channel 11 20MHz Antenna 0**



**In-Band Reference Level
IEEE 802.11g Channel 11 20MHz Antenna 0**

**Out Of Band Emission
IEEE 802.11g Channel 11 20MHz Antenna 0**



**30.0 MHz - 25000.0 MHz
IEEE 802.11n Channel 1 20MHz Antenna 0**

**In-Band Reference Level
IEEE 802.11n Channel 1 20MHz Antenna 0**

Shenzhen UnionTrust Quality and Technology Co., Ltd.

Address: Unit D/E of 9/F and 16/F, Block A, Building 6, Baoneng science and technology park, Longhua district, Shenzhen, China

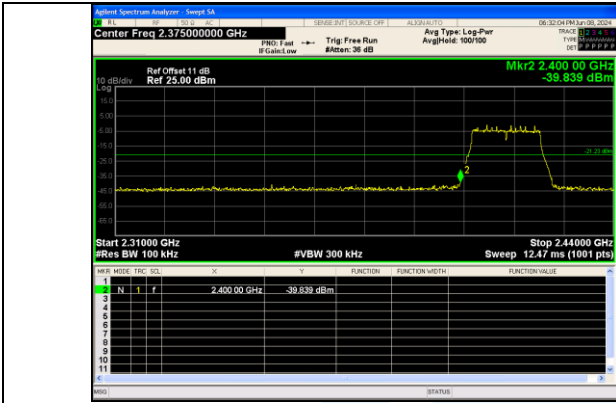
Tel: +86-755-28230888

Fax: +86-755-28230886

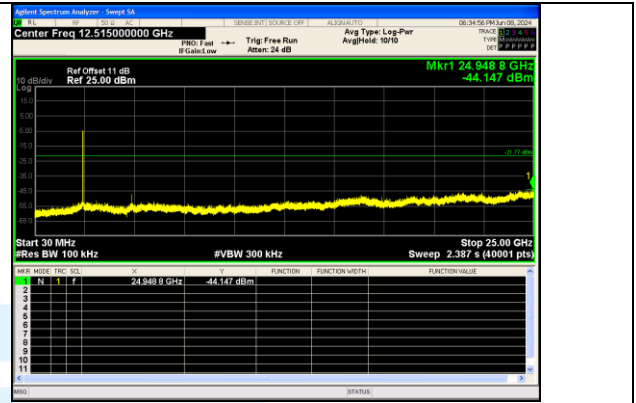
E-mail: info@uttlab.com

<http://www.uttlab.com>

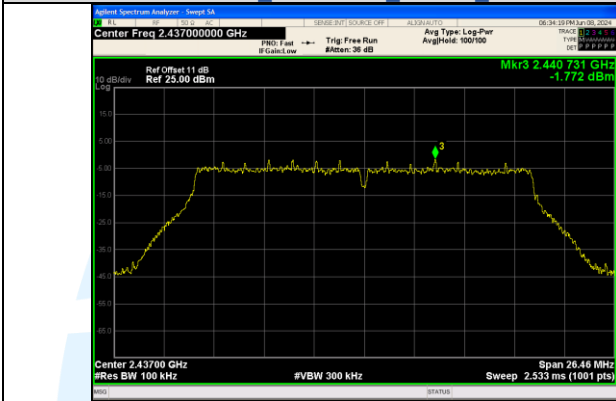
UTTR-RF-RSS247-V1.1



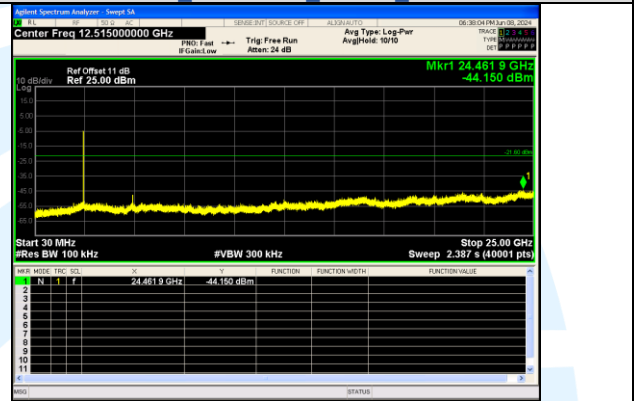
**Out Of Band Emission
IEEE 802.11n Channel 1 20MHz Antenna 0**



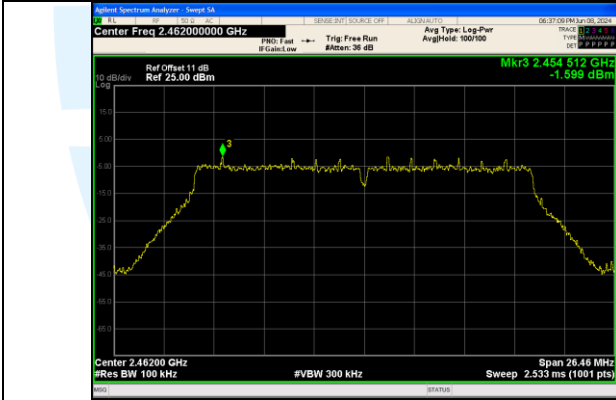
**30.0 MHz - 25000.0 MHz
IEEE 802.11n Channel 6 20MHz Antenna 0**



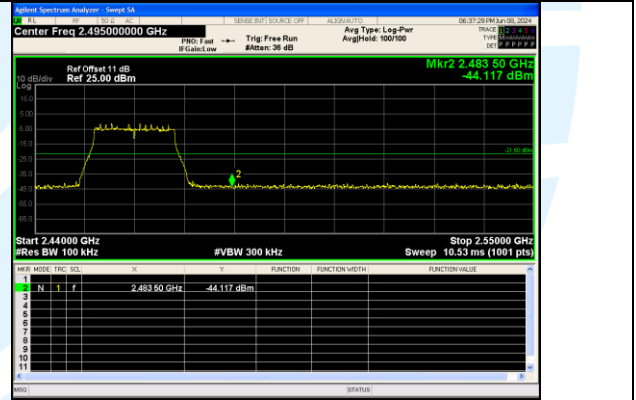
**In-Band Reference Level
IEEE 802.11n Channel 6 20MHz Antenna 0**



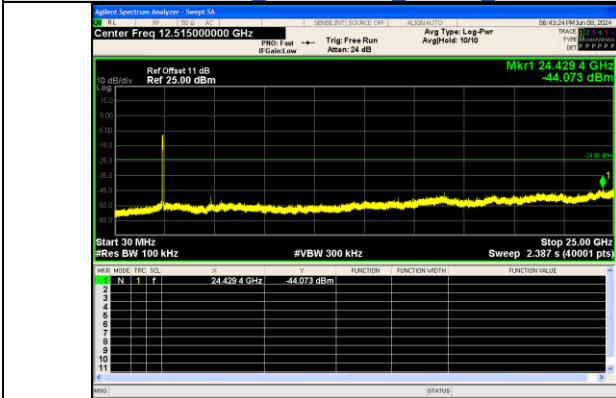
**30.0 MHz - 25000.0 MHz
IEEE 802.11n Channel 11 20MHz Antenna 0**



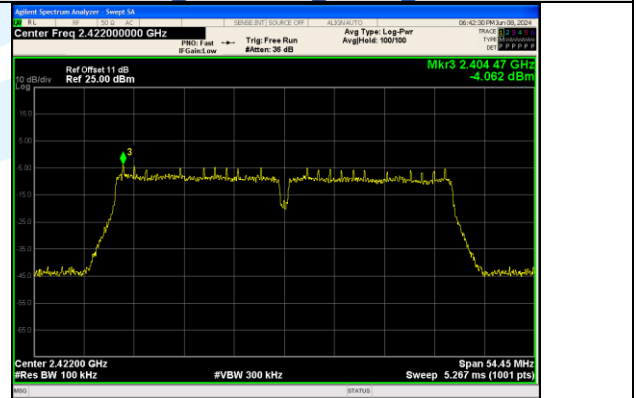
**In-Band Reference Level
IEEE 802.11n Channel 11 20MHz Antenna 0**



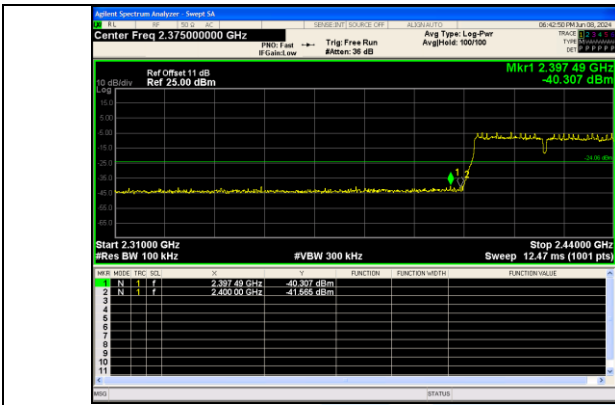
**Out Of Band Emission
IEEE 802.11n Channel 11 20MHz Antenna 0**



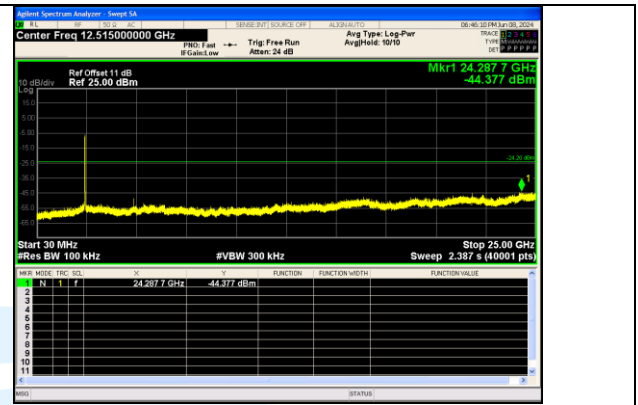
**30.0 MHz - 25000.0 MHz
IEEE 802.11n Channel 3 40MHz Antenna 0**



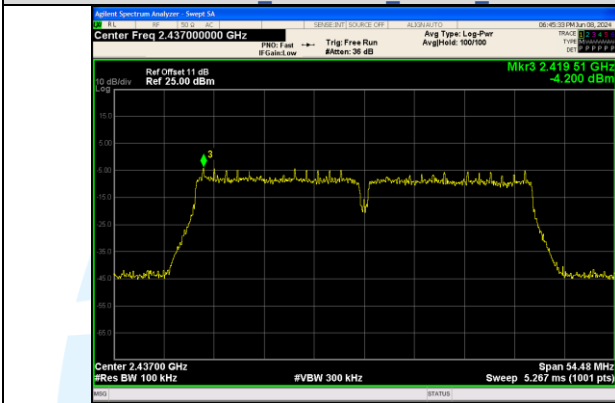
**In-Band Reference Level
IEEE 802.11n Channel 3 40MHz Antenna 0**



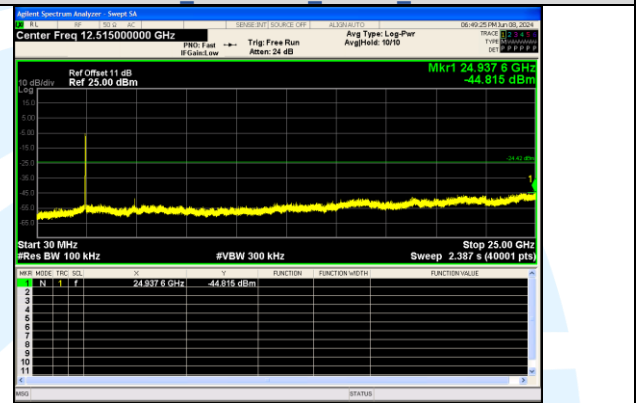
Out Of Band Emission
IEEE 802.11n Channel 3 40MHz Antenna 0



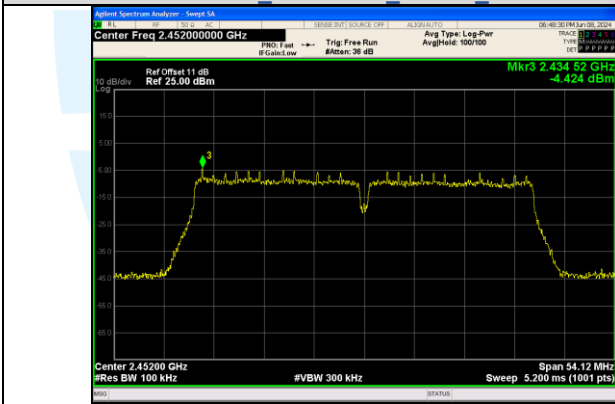
30.0 MHz - 25000.0 MHz
IEEE 802.11n Channel 6 40MHz Antenna 0



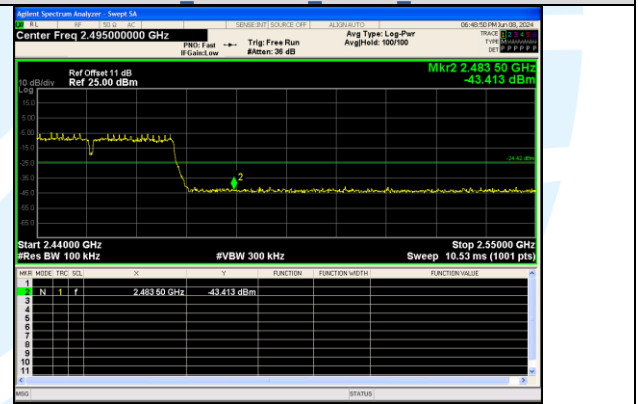
In-Band Reference Level
IEEE 802.11n Channel 6 40MHz Antenna 0



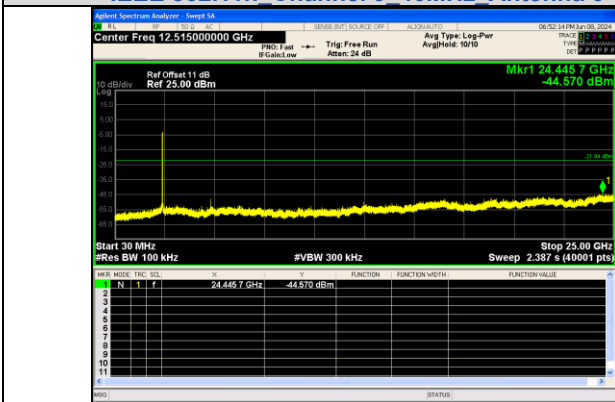
30.0 MHz - 25000.0 MHz
IEEE 802.11n Channel 9 40MHz Antenna 0



In-Band Reference Level
IEEE 802.11n Channel 9 40MHz Antenna 0



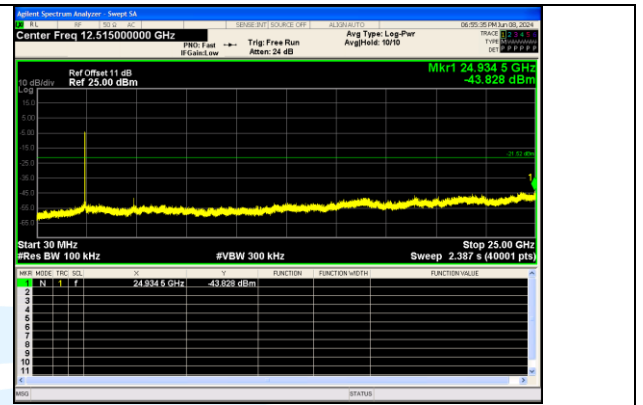
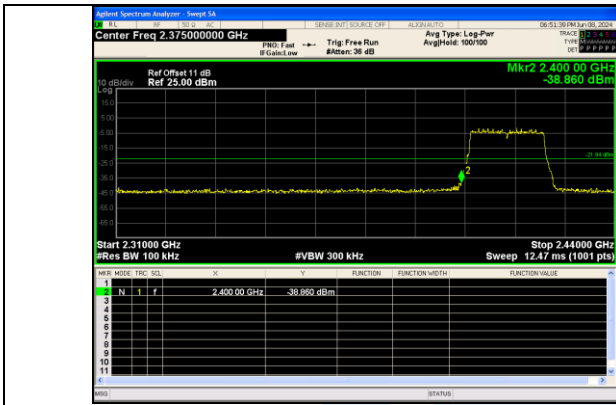
Out Of Band Emission
IEEE 802.11n Channel 9 40MHz Antenna 0



30.0 MHz - 25000.0 MHz
IEEE 802.11ax Channel 1 20MHz Antenna 0 RU&Index SU

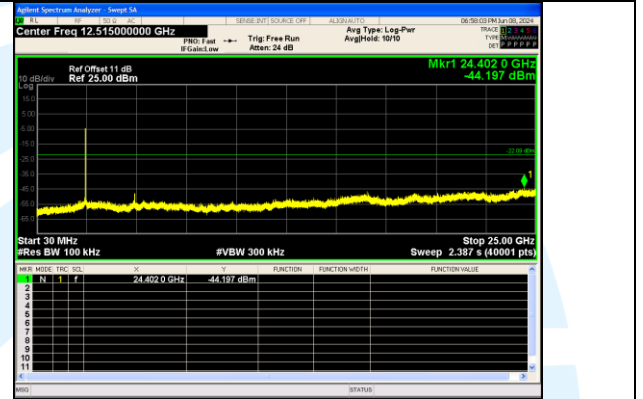
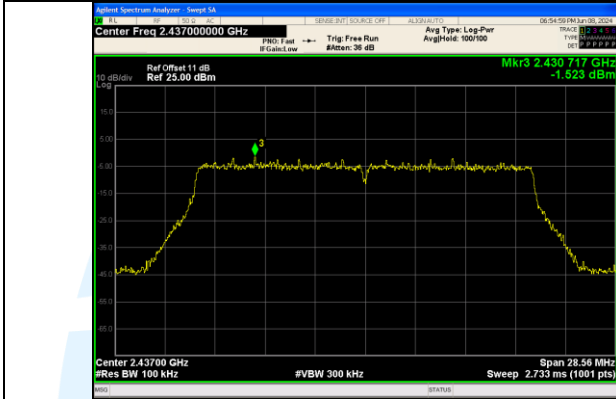


In-Band Reference Level
IEEE 802.11ax Channel 1 20MHz Antenna 0 RU&Index SU



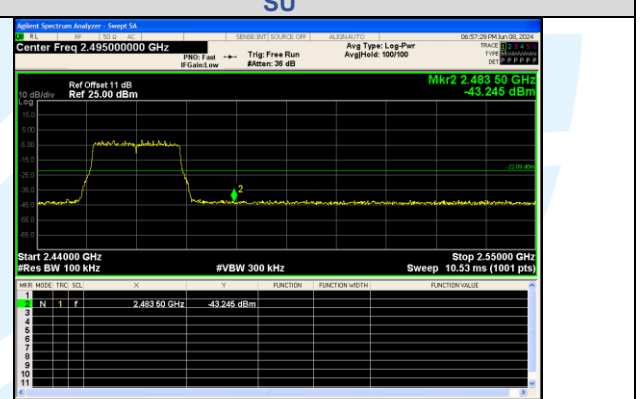
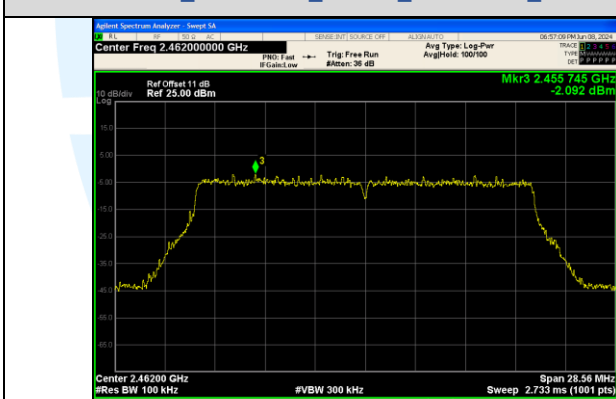
Out Of Band Emission
IEEE 802.11ax Channel 1 20MHz Antenna 0 RU&Index SU

30.0 MHz - 25000.0 MHz
IEEE 802.11ax Channel 6 20MHz Antenna 0 RU&Index SU



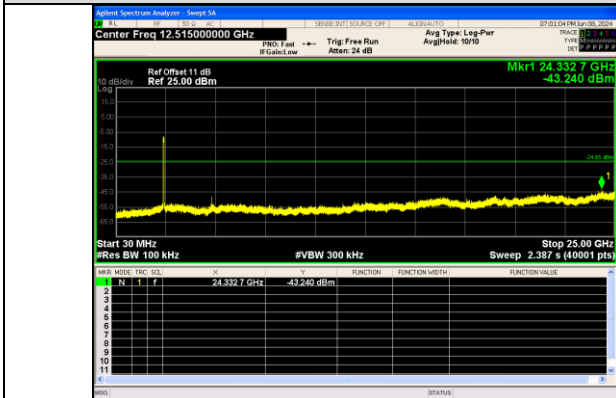
In-Band Reference Level
IEEE 802.11ax_Channel 6_20MHz_Antenna 0_RU&Index SU

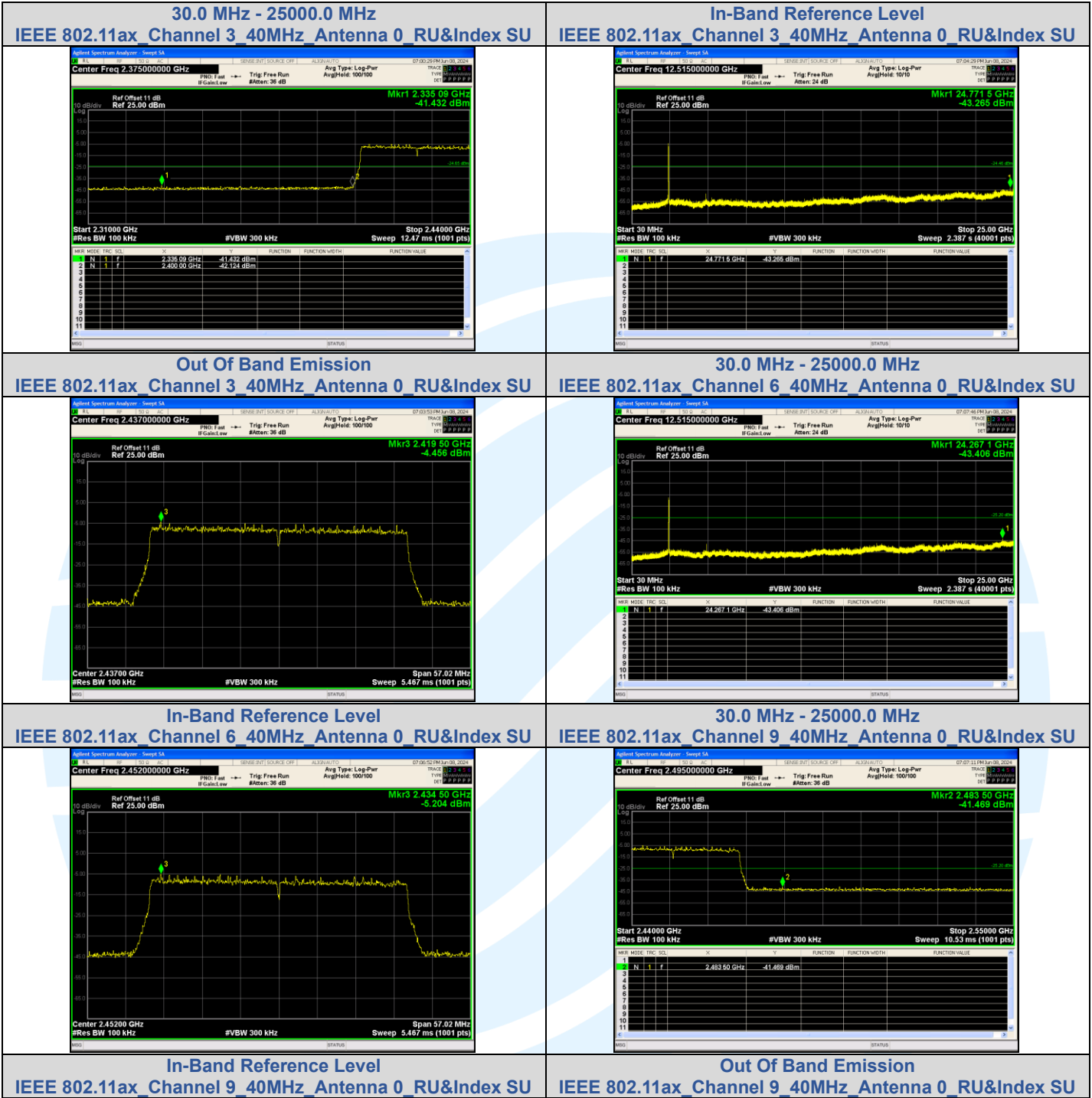
30.0 MHz - 25000.0 MHz
IEEE 802.11ax_Channel 11_20MHz_Antenna 0_RU&Index SU



In-Band Reference Level
IEEE 802.11ax_Channel 11_20MHz_Antenna 0_RU&Index SU

Out Of Band Emission
IEEE 802.11ax_Channel 11_20MHz_Antenna 0_RU&Index SU

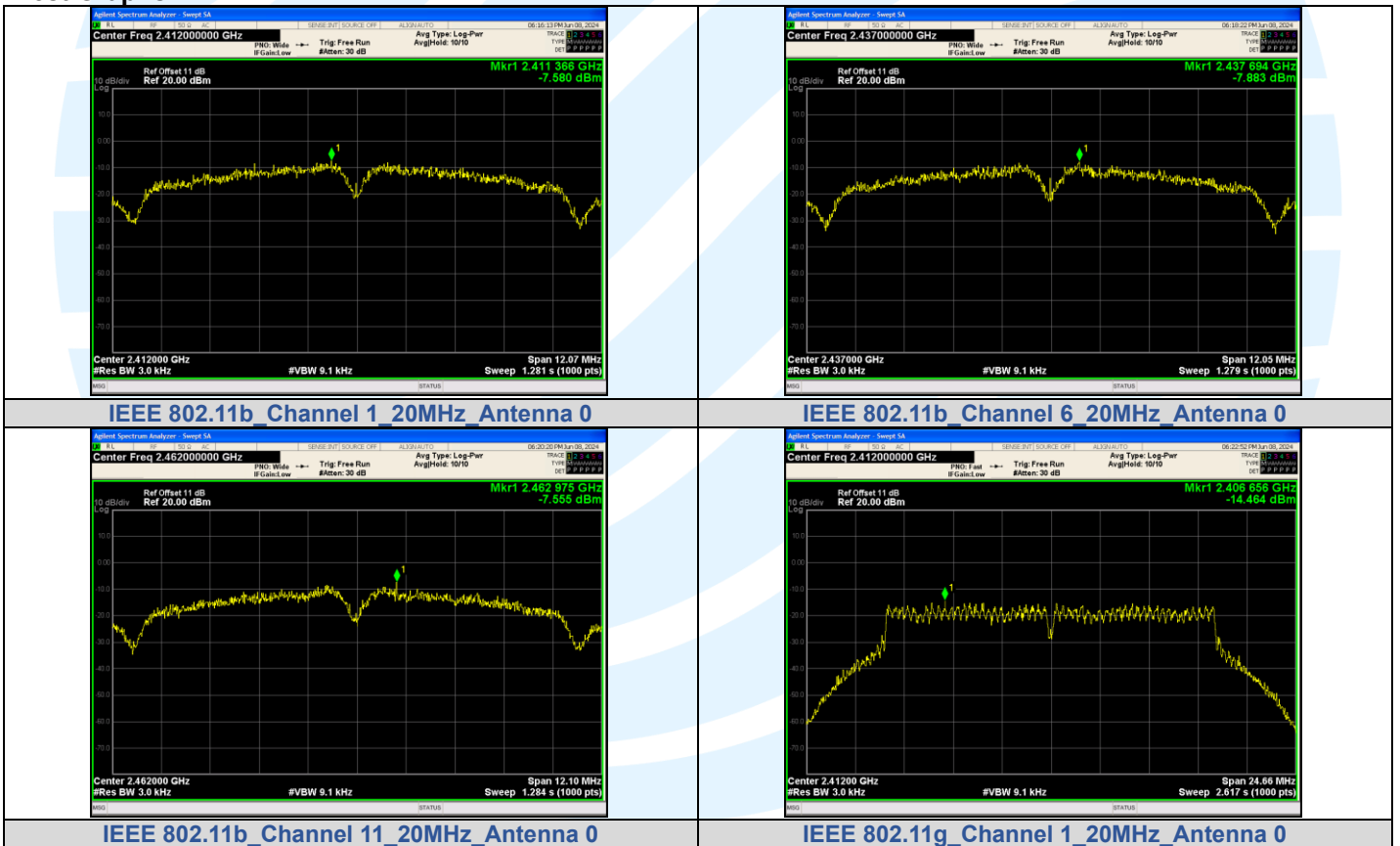


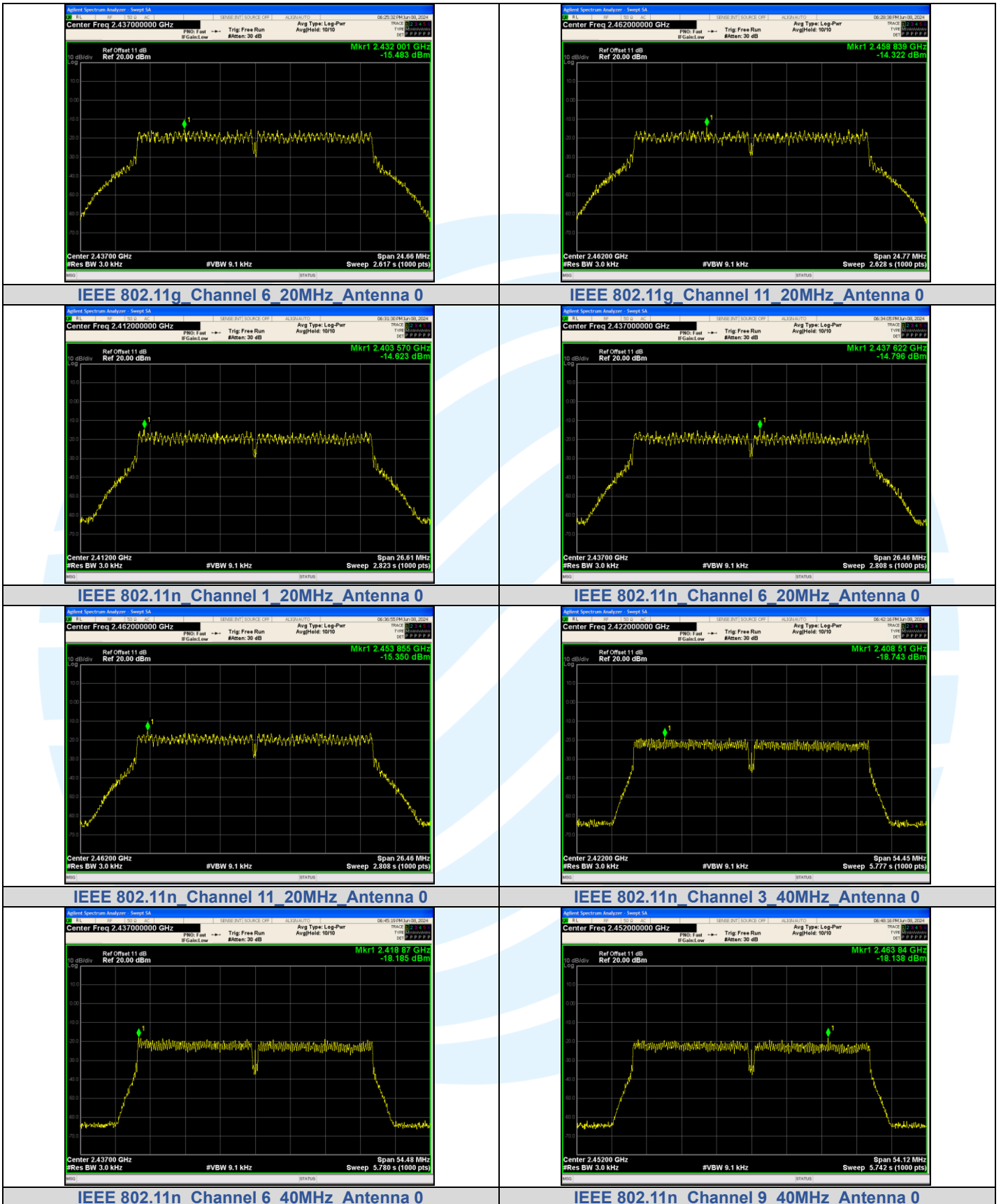


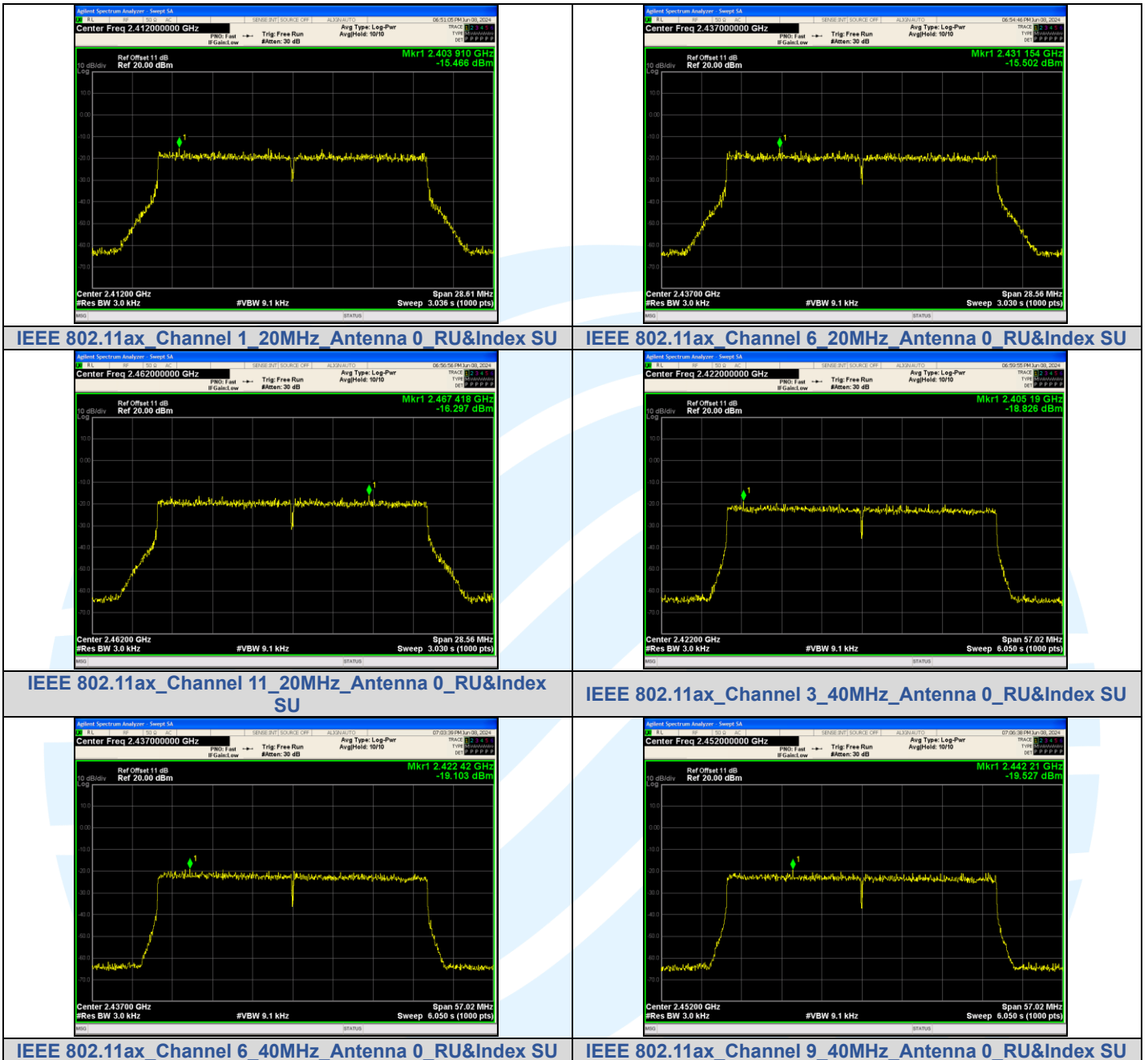
A.4 POWER SPECTRAL DENSITY

Mode	Channel	RU & Index	PSD (dBm/3kHz) Ant. 0	Limit (dBm/3kHz)	Result
IEEE 802.11b	1	N/A	-7.580	≤8	PASS
	6		-7.883		PASS
	11		-7.555		PASS
IEEE 802.11g	1		-14.464		PASS
	6		-15.483		PASS
	11		-14.322		PASS
IEEE 802.11n_20	1		-14.623		PASS
	6		-14.796		PASS
	11		-15.350		PASS
IEEE 802.11n_40	3	-18.743	PASS		
	6	-18.185	PASS		
	9	-18.138	PASS		
IEEE 802.11ax_20	1	SU	-15.466	≤8	PASS
	6		-15.502		PASS
	11		-16.297		PASS
IEEE 802.11ax_40	3		-18.826		PASS
	6		-19.103		PASS
	9		-19.527		PASS

Test Graphs







APPENDIX 1 PHOTOS OF TEST SETUP

See test photos attached in Appendix 1 for the actual connections between Product and support equipment.

APPENDIX 2 PHOTOS OF EUT CONSTRUCTIONAL DETAILS

Refer to Appendix 2 for EUT external and internal photos.

*** End of Report ***

The test report is effective only with both signature and specialized stamp. The result(s) shown in this report refer only to the sample(s) tested. Without written approval of UnionTrust, this report can't be reproduced except in full.
