
TEST SETUP PHOTOGRAPHS

Conducted emissions front View for Adapter GQ06-120050-ZU



Conducted emissions side View for Adapter GQ06-120050-ZU



Conducted emissions front View for Adapter DCT06W120050US-D0



Conducted emissions side View for Adapter DCT06W120050US-D0



Conducted emissions front View for Adapter F06US1200050A




Conducted emissions side View for Adapter F06US1200050A



Conducted emissions front View for PoE



Conducted emissions side View for PoE



Radiated Emissions Below 1G front View for Adapter GQ06-120050-ZU




Radiated Emissions Below 1G rear View for Adapter GQ06-120050-ZU




Radiated Emissions Above 1G front View for Adapter GQ06-120050-ZU



Radiated Emissions Above 1G rear View for Adapter GQ06-120050-ZU



Radiated Emissions Below 1G front View for Adapter DCT06W120050US-D0



Radiated Emissions Below 1G rear View for Adapter DCT06W120050US-D0



Radiated Emissions Above 1G front View for Adapter DCT06W120050US-D0



Radiated Emissions Above 1G rear View for Adapter DCT06W120050US-D0



Radiated Emissions Below 1G front View for Adapter F06US1200050A



Radiated Emissions Below 1G rear View for Adapter F06US1200050A



Radiated Emissions Above 1G front View for Adapter F06US1200050A




Radiated Emissions Above 1G rear View for Adapter F06US1200050A



Radiated Emissions Below 1G front View for PoE



Radiated Emissions Below 1G rear View for PoE



Radiated Emissions Above 1G front View for PoE



Radiated Emissions Above 1G rear View for PoE

