

Grandstream Networks, Inc.

126 Brookline Ave, 3rd Floor
Boston, MA 02215, USA
Tel : +1 (617) 566 - 9300
Fax: +1 (617) 249 - 1987

www.grandstream.com



GHP610/W GHP611/W

Compact Hotel Phone

Quick Installation Guide



Content

English.....	1
--------------	---

The GHP610/W and GHP611/W are not pre-configured to support or carry emergency calls to any type of hospital, law enforcement agency, medical care unit ("Emergency Service(s)") or any other kind of Emergency Service. You must make additional arrangements to access Emergency Services. It is your responsibility to purchase SIP-compliant Internet telephone service, properly configure the GHP610/W GHP611/W to use that service, and periodically test your configuration to confirm that it works as you expect. If you do not do so, it is your responsibility to purchase traditional wireless or landline telephone services to access Emergency Services.

GRANDSTREAM DOES NOT PROVIDE CONNECTIONS TO EMERGENCY SERVICES VIA THE GHP610/W AND THE GHP611/W. NEITHER GRANDSTREAM NOR ITS OFFICERS, EMPLOYEES OR AFFILIATES MAY BE HELD LIABLE FOR ANY CLAIM, DAMAGE, OR LOSS. YOU HEREBY WAIVE ANY AND ALL SUCH CLAIMS OR CAUSES OF ACTION ARISING FROM OR RELATING TO YOUR INABILITY TO USE THE GHP610/W AND GHP611/W TO CONTACT EMERGENCY SERVICES, AND YOUR FAILURE TO MAKE ADDITIONAL ARRANGEMENTS TO ACCESS EMERGENCY SERVICES IN ACCORDANCE WITH THE IMMEDIATELY PRECEDING PARAGRAPH.

The GNU GPL license terms are incorporated into the device firmware and can be accessed via the Web user interface of the device at [http\(s\)://IP/gpl_license](http(s)://IP/gpl_license).

To obtain a CD with GPL source code information please submit a written request to info@grandstream.com

PRECAUTIONS

WARNING: Please DO NOT power cycle the GHP610/W and GHP611/W during system boot up or firmware upgrade. You may corrupt firmware images and cause the unit to malfunction.

WARNING: Use only the power adapter included in the GHP610/GHP611 package. Using an alternative non-qualified power adapter may possibly damage the unit.

OVERVIEW

The GHP61X is a delicate IP Phone featuring one HD speaker on handset, 2 SIP accounts/lines, 3 programmable keys and 10 speed dial keys. It also support Wi-Fi (GHP610W/GHP611W), 3-way voice conferencing, using full band Opus voice codec and advanced jitter-resilience algorithm that tolerate up to 30% packet loss without impacting voice quality. The GHP61X series is supported by Grandstream's Device Management System (GDMS), which provides a centralized interface to configure, provision, manage and monitor deployments of Grandstream endpoints. And it suitable for GDS37xx door control function. GHP61X series IP phone can be installed on desktop or wall-mounted, and can be powered by PoE (GHP610/GHP611) or power adapter (GHP610W/GHP611W). Its elegant and compact design make it perfect for not only hotels, but also hospital, apartments, dormitories and much more.

PACKAGE CONTENT



1x Base



1x Handset



1x Phone Cord

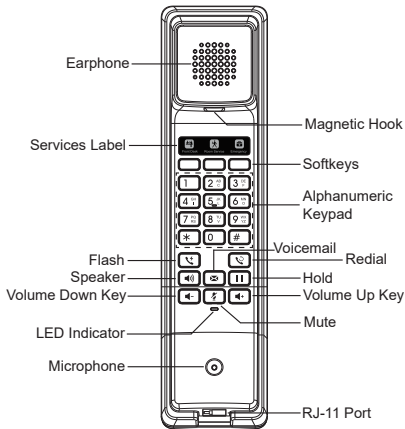


1x 12V Power Adapter
(Only with GHP610W and GHP611W)



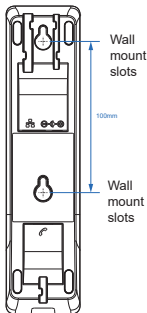
1x Quick Installation
Guide

GHP610/W & GHP611/W DESCRIPTION



WALL MOUNT

- Mark two dots horizontally with 100 mm in between where to wall mount the GHP610/W & GHP611/W.
- Using a drill, make a hole on each marked dot. Put a plastic expansion bolt and screw (not provided) on each hole. Leave enough space on the screws to mount the GHP610/W & GHP611/W.
- Mount the GHP610/W & GHP611/W on the screws using its "Wall Mount Slots".



CONNECTING THE PHONE

To setup the phone, follow the steps below:

1. Connect the handset (RJ-11 port) and the base with the phone cord.
2. Connect the LAN port of the phone to the RJ-45 socket of a hub/switch or a router (LAN side of the router) using the Ethernet cable. This step can be skipped, if using GHP610W & GHP611W with Wi-Fi.

3. Powering the phone:

- For **GHP610W & GHP611W**: Connect the 12V DC output plug to the power jack on the phone; plug the power adapter into an electrical outlet.
- For **GHP610 & GHP611**: A PoE switch must be used in step 2.

Note: For easy deployment, the GHP610W/GHP611W is out of the box preconfigured to connect to a default SSID named **wp_master** with a password (WPA/WPA2 PSK) equal to **wp!987@dmn**, users can adapt these settings from the web UI as well to make it easier for deployment on customer site.

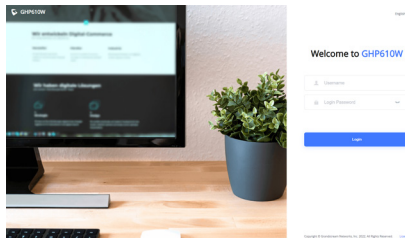
PHONE CONFIGURATION

1. Ensure your phone is powered up and connected to the Internet.
2. Locate the MAC address on the MAC tag of the unit, which is on the underside of the device, or on the package.
3. From a computer connected to same network as the GHP61X, type in following address using GHP61X's MAC address on your browser: **https://<mac>.local**

Example: <https://3ff765dcc282.local>

Note: The user can also dial ****47#** and the IP address will be read by the IVR.

4. Enter admin's username and password to access the configuration menu. (The factory default username is "admin" while the default random password can be found on the sticker at the back of the unit).



Refer to online documents and FAQ for more detailed information: <https://www.grandstream.com/our-products>

For certification information, please refer to User Manuals:

<http://www.grandstream.com>

U.S. FCC Part 68 Regulatory Information

This equipment complies with Part 68 of the FCC rules. Located on the equipment is a label that contains, among other information, the ACTA registration number and ringer equivalence number (REN.) If requested, this information must be provided to the telephone company.

The REN is used to determine the quantity of devices which may be connected to the telephone line. Excessive REN's on the telephone line may result in the devices not ringing in response to an incoming call. In most, but not all areas, the sum of the REN's should not exceed five (5.0). To be certain of the number of devices that may be connected to the line, as determined by the total REN's contact the telephone company to determine the maximum REN for the calling area.

This equipment cannot be used on the telephone company-provided coin service. Connection to Party Line Service is subject to State Tariffs.

If this equipment causes harm to the telephone network, the telephone company will notify you in advance that temporary discontinuance of service may be required. If advance notice isn't practical, the telephone company will notify the customer as soon as possible. Also, you will be advised of your right to file a complaint with the FCC if you believe it is necessary.

The telephone company may make changes in its facilities, equipment, operations, or procedures that could affect the operation of the equipment. If this happens, the telephone company will provide advance notice in order for you to make the necessary modifications in order to maintain uninterrupted service.

If the trouble is causing harm to the telephone network, the telephone company may request you to remove the equipment from the network until the problem is resolved.

This equipment uses the following USOC jacks: RJ45C.

It is recommended that the customer install an AC surge arrester in the AC outlet to which this device is connected. This is to avoid damaging the equipment caused by local lightning strikes and other electrical surges.

If trouble is experienced with this equipment, please contact (Agent in the US):

[Company Name: Grandstream Networks, Inc.](#)

[Address: 126 Brookline Ave, 3rd Floor Boston, MA 02215, USA](#)

[Tel: 1-617-5669300](#)

[Fax: 1-617-2491987](#)

U.S. FCC Part 15 Regulatory Information

This device complies with part 15 of the FCC Rules. Operation is subject to the following two conditions:(1) this device may not cause harmful interference, and(2) this device must accept any interference received, including interference that may cause undesired operation.

Any Changes or modifications not expressly approved by the party responsible for compliance could void the user's authority to operate the equipment.

Note: This equipment has been tested and found to comply with the limits for a Class B digital device, pursuant to part 15 of the FCC Rules. These limits are designed to provide reasonable protection against harmful interference in a residential installation. This equipment generates, uses and can radiate radio frequency energy and, if not installed and used in accordance with the instructions, may cause harmful interference to radio communications. However, there is no guarantee that interference will not occur in a particular installation. If this equipment does cause harmful interference to radio or television reception, which can be determined by turning the equipment off and on, the user is encouraged to try to correct the interference by one or more of the following measures:

- Reorient or relocate the receiving antenna.
- Increase the separation between the equipment and receiver.
- Connect the equipment into an outlet on a circuit different from that to which the receiver is connected.
- Consult the dealer or an experienced radio/TV technician for help.

Canada Regulatory Information

This product meets the applicable Innovation, Science and Economic Development Canada technical specifications.

The Ringer Equivalence Number (REN) indicates the maximum number of devices allowed to be connected to a telephone interface. The termination of an interface may consist of any combination of devices subject only to the

requirement that the sum of the RENs of all the devices not exceed five.

Ce produit répond à la innovation, des sciences et de Développement économique Canada spécifications techniques applicables.

Le nombre équivalent de sonneries (REN) indique le nombre maximal de terminaux qui peuvent être raccordés à une interface téléphonique. La terminaison d'une interface peut consister en une combinaison de dispositifs, à la seule condition que la somme des REN de tous les dispositifs ne dépasse pas cinq.

EU Regulatory Information

Hereby, [[Grandstream Networks, Inc.](#)] declares that the radio equipment type [[GHP611](#), [GHP610](#)] is in compliance with Directive 2014/30/EU.

The full text of the EU declaration of conformity is available at the following internet address: www.grandstream.com

UK Regulatory Information

Hereby, [[Grandstream Networks, Inc.](#)] declares that the radio equipment type [[GHP611](#), [GHP610](#)] is in compliance with Directive UK SI 2016 No. 1091

The full text of the UK declaration of conformity is available at the following internet address: www.grandstream.com