

TEST REPORT

of

FCC Part 22 Subpart H, Part 24 Subpart E, Part 27 Subpart C/ L

FCC ID: YZP-VL3010

Equipment Under Test : Telematics Modem
Model Name : LTD-VL3010
Applicant : LG Innotek Co., Ltd.
Manufacturer : LG Innotek Co., Ltd.
Date of Receipt : 2018.12.18
Date of Test(s) : 2018.12.20 ~ 2019.01.31
Date of Issue : 2019.02.12

In the configuration tested, the EUT complied with the standards specified above.


Tested By:



Murphy Kim

Date: 2019.02.12

Technical
Manager:



Hyunchoe You

Date: 2019.02.12

The results shown in this test report refer only to the sample(s) tested unless otherwise stated. This test report cannot be reproduced, except in full, without prior written permission of the Company. This test report does not assure KOLAS accreditation.

TABLE OF CONTENTS

	Page
1. General Information -----	3
2. RF Radiated Output Power & Spurious Radiated Emission -----	8
3. Conducted Output Power -----	43
4. Occupied Bandwidth 99 % -----	47
5. Peak-Average Ratio -----	121
6. Spurious Emissions at Antenna Terminal -----	158
7. Band Edge -----	206
8. Frequency Stability -----	244

The results shown in this test report refer only to the sample(s) tested unless otherwise stated. This test report cannot be reproduced, except in full, without prior written permission of the Company. This test report does not assure KOLAS accreditation.

1. General information

1.1. Testing laboratory

SGS Korea Co., Ltd. (Gunpo Laboratory)

- 4, LS-ro 182beon-gil, Gunpo-si, Gyeonggi-do, Korea, 15807

All SGS services are rendered in accordance with the applicable SGS conditions of service available on request and accessible at <http://www.sgs.com/en/Terms-and-Conditions.aspx>.

Telephone : +82 31 688 0901

FAX : +82 31 688 0921

1.2. Details of applicant

Applicant : LG Innotek Co., Ltd.

Address : 26, Hanamsandan 5beon-ro, Gwangsan-gu, Gwangju, 62229, Korea

Contact Person : Jeong, In-Chang

Phone No. : +82 62 950 0332

1.3. Details of manufacturer

Company : Same as applicant

Address : Same as applicant

1.4. Description of EUT

Kind of Product	Telematics Modem
Model Name	LTD-VL3010
Power Supply	DC 4.0 V
Rated Power	CDMA BC0, BC1: 24 dB m LTE Band 2, 4, 5, 13: 23 dB m
Frequency Range	CDMA BC0: 824 MHz ~ 849 MHz CDMA BC1: 1 850 MHz ~ 1 910 MHz LTE Band 2: 1 850 MHz ~ 1 910 MHz LTE Band 4: 1 710 MHz ~ 1 755 MHz LTE Band 5: 824 MHz ~ 849 MHz LTE Band 13: 777 MHz ~ 787 MHz
Emission Designator	CDMA BC0: 1M29F9W CDMA BC1: 1M28F9W LTE Band 2 (1.4 MHz): 1M11G7D (QPSK) / 1M10W7D (16QAM) LTE Band 2 (3 MHz): 2M69G7D (QPSK) / 2M69W7D (16QAM) LTE Band 2 (5 MHz): 4M53G7D (QPSK) / 4M54W7D (16QAM) LTE Band 2 (10 MHz): 8M97G7D (QPSK) / 8M94W7D (16QAM) LTE Band 2 (15 MHz): 13M5G7D (QPSK) / 13M5W7D (16QAM) LTE Band 2 (20 MHz): 17M9G7D (QPSK) / 18M0W7D (16QAM)

The results shown in this test report refer only to the sample(s) tested unless otherwise stated. This test report cannot be reproduced, except in full, without prior written permission of the Company. This test report does not assure KOLAS accreditation.

Emission Designator	<p> LTE Band 4 (1.4 MHz): 1M10G7D (QPSK) / 1M10W7D (16QAM) LTE Band 4 (3 MHz): 2M69G7D (QPSK) / 2M69W7D (16QAM) LTE Band 4 (5 MHz): 4M53G7D (QPSK) / 4M53W7D (16QAM) LTE Band 4 (10 MHz): 8M94G7D (QPSK) / 8M94W7D (16QAM) LTE Band 4 (15 MHz): 13M5G7D (QPSK) / 13M5W7D (16QAM) LTE Band 4 (20 MHz): 17M9G7D (QPSK) / 17M9W7D (16QAM) LTE Band 5 (1.4 MHz): 1M10G7D (QPSK) / 1M10W7D (16QAM) LTE Band 5 (3 MHz): 2M69G7D (QPSK) / 2M69W7D (16QAM) LTE Band 5 (5 MHz): 4M53G7D (QPSK) / 4M53W7D (16QAM) LTE Band 5 (10 MHz): 8M94G7D (QPSK) / 8M94W7D (16QAM) LTE Band 13 (5 MHz): 4M52G7D (QPSK) / 4M52W7D (16QAM) LTE Band 13 (10 MHz): 8M92G7D (QPSK) / 8M92W7D (16QAM) </p>
----------------------------	--

The results shown in this test report refer only to the sample(s) tested unless otherwise stated. This test report cannot be reproduced, except in full, without prior written permission of the Company. This test report does not assure KOLAS accreditation.

1.5. Test equipment list

Equipment	Manufacturer	Model	S/N	Cal. Date	Cal. Interval	Cal. Due
Signal Generator	Agilent	E8257D	MY51501169	Jul. 03, 2018	Annual	Jul. 03, 2019
Spectrum Analyzer	R&S	FSV30	100955	Mar. 12, 2018	Annual	Mar. 12, 2019
Mobile Test Unit	R&S	CMW500	144035	Feb. 22, 2018	Annual	Feb. 22, 2019
Power Meter	Anritsu	ML2495A	1223004	Jun. 12, 2018	Annual	Jun. 12, 2019
Power Sensor	Anritsu	MA2411B	1207272	Jun. 12, 2018	Annual	Jun. 12, 2019
Directional Coupler	KRYTAR	152613	140972	Jun. 14, 2018	Annual	Jun. 14, 2019
Temperature Chamber	ESPEC CORP.	PL-1J	15000793	Jun. 14, 2018	Annual	Jun. 14, 2019
High Pass Filter	Wainwright Instrument GmbH	WHKX10-900-1000-18000-40SS	7	Mar. 21, 2018	Annual	Mar. 21, 2019
High Pass Filter	Wainwright Instrument GmbH	WHK3.0/18G-10SS	344	May 27, 2018	Annual	May 27, 2019
High Pass Filter	Wainwright Instrument GmbH	WHKX2.2/12.75G-10SS	8	Mar. 21, 2018	Annual	Mar. 21, 2019
High Pass Filter	Wainwright Instrument GmbH	WHKX1.5/15G-6SS	4	Jun. 14, 2018	Annual	Jun. 14, 2019
DC Power Supply	Agilent	U8002A	MY50060028	Mar. 15, 2018	Annual	Mar. 15, 2019
Preamplifier	H.P.	8447F	2944A03909	Aug. 07, 2018	Annual	Aug. 07, 2019
Preamplifier	R&S	SCU 18	10117	Aug. 07, 2018	Annual	Aug. 07, 2019
Preamplifier	MITEQ Inc.	JS44-18004000-35-8P	1546891	May 13, 2018	Annual	May 13, 2019
Test Receiver	R&S	ESU26	100109	Feb. 07, 2018	Annual	Feb. 07, 2019
Loop Antenna	Schwarzbeck Mess-Elektronik	FMZB 1519	1519-039	Aug. 23, 2017	Biennial	Aug. 23, 2019
Bilog Antenna	SCHWARZBECK MESSELEKTRONIK	VULB9163	01126	Mar. 26, 2018	Biennial	Mar. 26, 2020
Horn Antenna	R&S	HF906	100326	Feb. 14, 2018	Biennial	Feb. 14, 2020
Horn Antenna	SCHWARZBECK MESSELEKTRONIK	BBHA9170	BBHA9170223	Sep. 10, 2018	Biennial	Sep. 10, 2020
Antenna Master	Innco systems GmbH	MM4000	N/A	N.C.R.	N/A	N.C.R.
Turn Table	Innco systems GmbH	DS 1200S	N/A	N.C.R.	N/A	N.C.R.
Controller	Innco systems GmbH	CONTROLLER CO3000-4P	CO3000/963/383 30516/L	N.C.R.	N/A	N.C.R.
Anechoic Chamber	SY Corporation	L x W x H (9.6 m x 6.4 m x 6.4 m)	N/A	N.C.R.	N/A	N.C.R.
Coaxial Cable	SUCOFLEX	104 (3 m)	MY3258414	Jan. 04, 2019	Semi-annual	Jul. 04, 2019
Coaxial Cable	SUCOFLEX	104 (10 m)	MY3145814	Jan. 04, 2019	Semi-annual	Jul. 04, 2019
Coaxial Cable	Rosenberger	LA1-C006-1500	131014 01/20	Sep. 04, 2018	Semi-annual	Mar. 04, 2019
Coaxial Cable	Rosenberger	LA1-C006-1500	131014 05/20	Sep. 04, 2018	Semi-annual	Mar. 04, 2019
Coaxial Cable	Rosenberger	LA1-C006-1500	131014 10/20	Sep. 04, 2018	Semi-annual	Mar. 04, 2019

The results shown in this test report refer only to the sample(s) tested unless otherwise stated. This test report cannot be reproduced, except in full, without prior written permission of the Company. This test report does not assure KOLAS accreditation.

1.6. Summary of test results

The EUT has been tested according to the following specifications:

APPLIED STANDARD: FCC Part 2, 22, 24 and 27		
Section in FCC part	Test Item	Result
§2.1046 §22.913(a)(5) §24.232(c) §27.50(b)(10) §27.50(d)(4)	RF Radiated Output Power	Complied
§22.917(a) §24.238(a) §27.53(c)(2) §27.53(h)(1)	Spurious Radiated Emission	Complied
§2.1046	Conducted Output Power	Complied
§2.1049	Occupied Bandwidth	Complied
§22.913(d) §24.232(d) §27.50(d)(5)	Peak-Average Ratio	Complied
§22.917(a) §24.238(a) §27.53(c)(2) §27.53(h)(1)	Spurious Emission at Antenna Terminal	Complied
§22.917(a) §24.238(a) §27.53(c)(2) §27.53(h)(1)	Band Edge	Complied
§2.1055 §22.355 §24.235 §27.54	Frequency Stability	Complied

1.7. Test report revision

Revision	Report number	Date of Issue	Description
0	F690501/RF-RTL013501	2019.02.12	Initial

The results shown in this test report refer only to the sample(s) tested unless otherwise stated. This test report cannot be reproduced, except in full, without prior written permission of the Company. This test report does not assure KOLAS accreditation.

1.8. Sample calculation for offset

Where relevant, the following sample calculation is provided:

1.8.1. Conducted test

Offset value (dB) = Directional Coupler (dB) + Cable loss (dB)

1.8.2. Radiation test

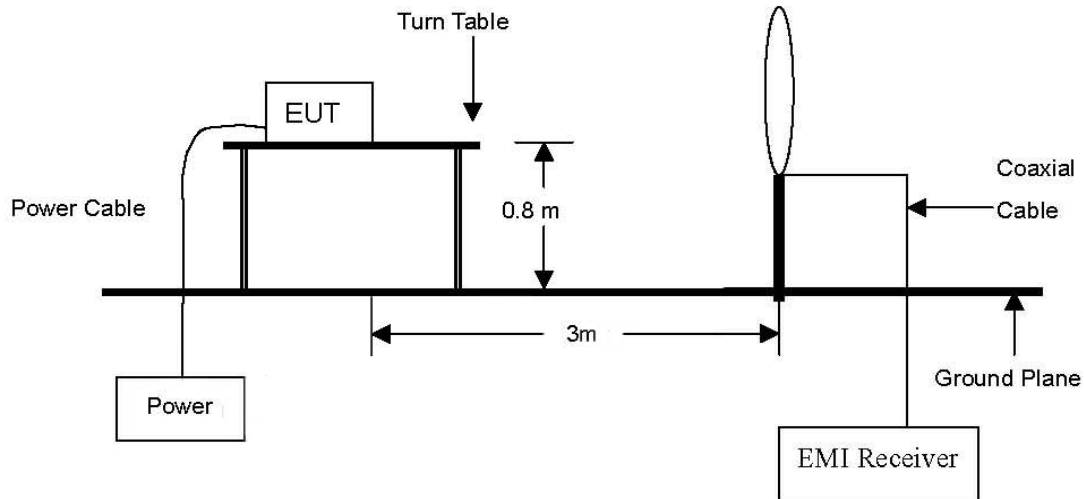
E.R.P. & E.I.R.P. = [S.G level + Amp.] (dB m) - Cable loss (dB) + Ant. gain (dB d/dB i)

The results shown in this test report refer only to the sample(s) tested unless otherwise stated. This test report cannot be reproduced, except in full, without prior written permission of the Company. This test report does not assure KOLAS accreditation.

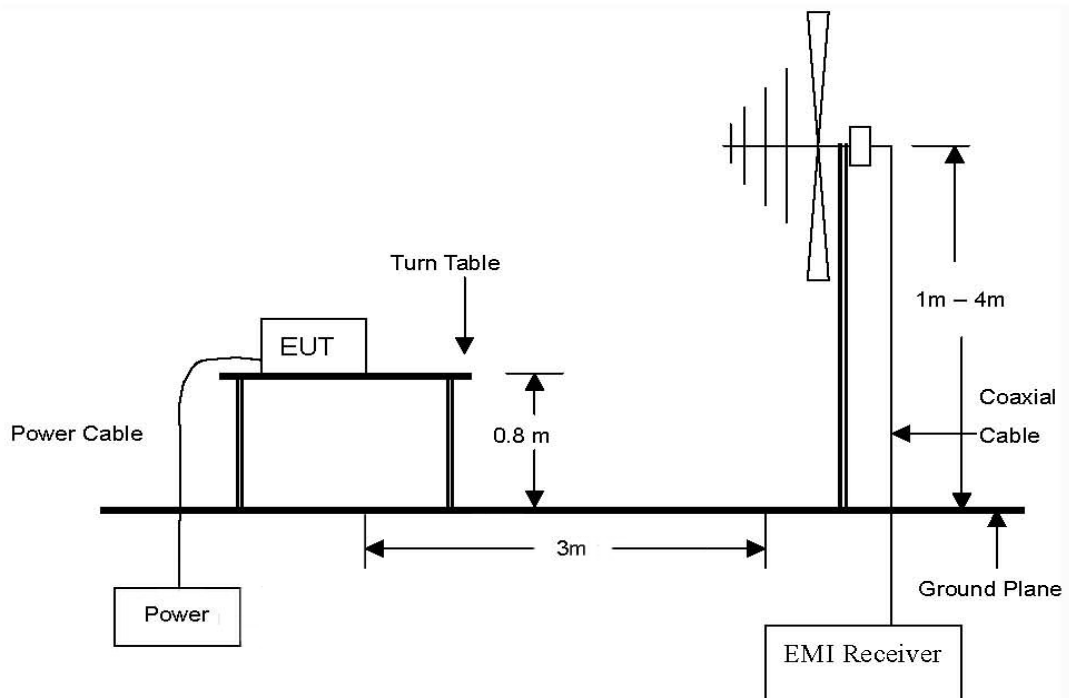
2. RF radiated output power & spurious radiated emission

2.1. Test setup

The diagram below shows the test setup that is utilized to make the measurements for emission from 9 kHz to 30 MHz Emissions.

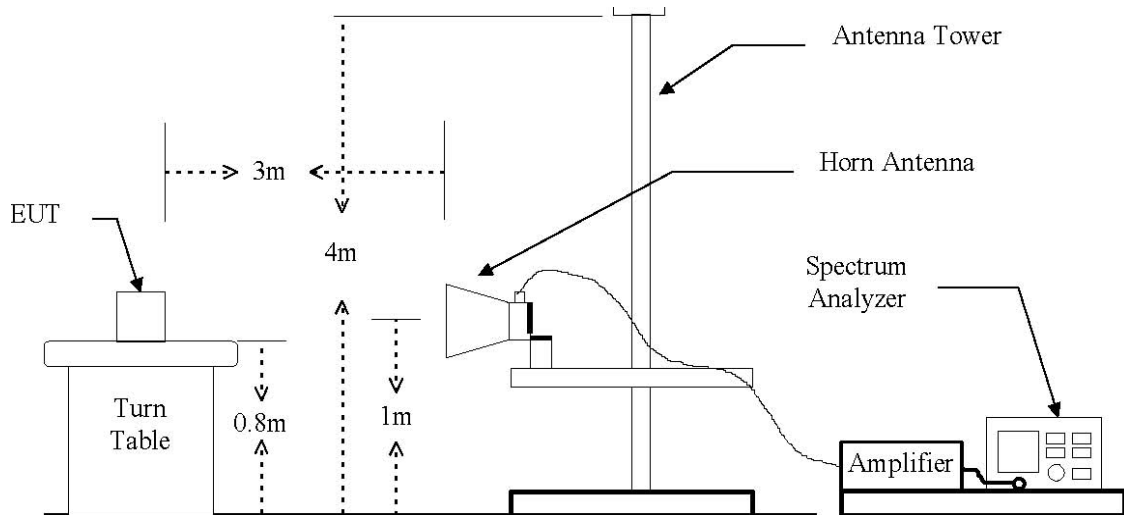


The diagram below shows the test setup that is utilized to make the measurements for emission from 30 MHz to 1 GHz.

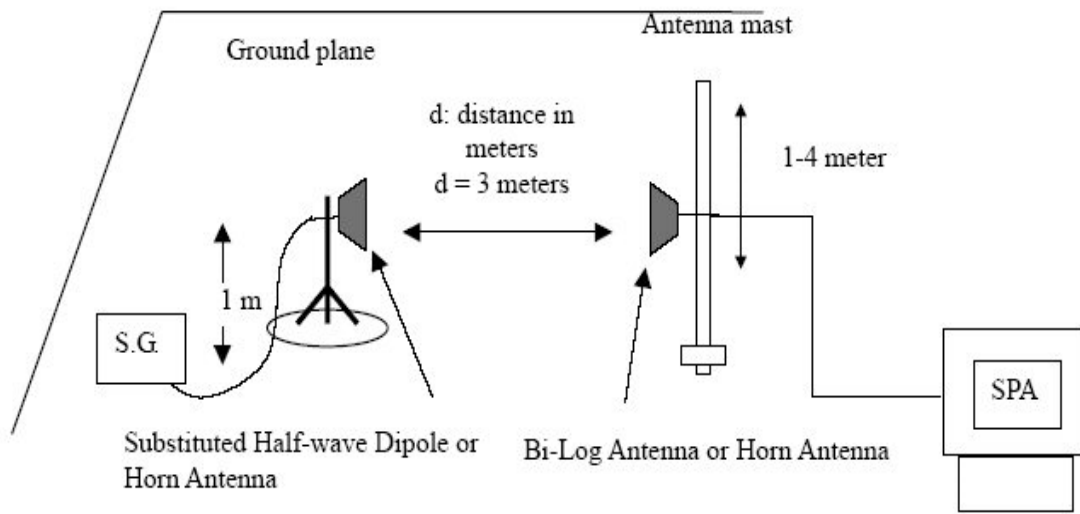


The results shown in this test report refer only to the sample(s) tested unless otherwise stated. This test report cannot be reproduced, except in full, without prior written permission of the Company. This test report does not assure KOLAS accreditation.

The diagram below shows the test setup that is utilized to make the measurements for emission from 1 GHz to 20 GHz.



The diagram below shows the test setup for substituted method.



The results shown in this test report refer only to the sample(s) tested unless otherwise stated. This test report cannot be reproduced, except in full, without prior written permission of the Company. This test report does not assure KOLAS accreditation.

2.2. Limit

2.2.1. Limit of radiated output power

- §22.913(a)(5), the ERP of mobile transmitters and auxiliary test transmitters must not exceed 7 watts.

- §24.232(c), mobile and portable stations are limited to 2 watts EIRP and the equipment must employ a means to limiting power to the minimum necessary for successful communications.

- §27.50(b)(10), portable stations (hand-held devices) transmitting in the 746-757 MHz, 776-788 MHz, and 805-806 MHz bands are limited to 3 watts ERP.

- §27.50(d)(4), fixed, mobile, and portable (hand-held) stations operating in the 1 710-1 755 MHz band and mobile and portable stations operating in the 1 695-1 710 MHz and 1 755-1 780 MHz bands are limited to 1 watt EIRP.

2.2.2. Limit of spurious radiated emission

- §22.917(a), the power of any emission outside of the authorized operating frequency ranges must be attenuated below the transmitting power (P) by a factor of at least $43 + 10 \log(P)$ dB.

- §24.238(a), the power of any emission outside of the authorized operating frequency ranges must be attenuated below the transmitting power (P) by a factor of at least $43 + 10 \log(P)$ dB.

- §27.53(c)(2), on any frequency outside the 776-788 MHz band, the power of any emission shall be attenuated outside the band below the transmitter power (P) by at least $43 + 10 \log(P)$ dB.

- §27.53(h)(1), for operations in the 1 695-1 710 MHz, 1 710-1 755 MHz, 1 755-1 780 MHz, 1 915-1 920 MHz, 1 995-2 000 MHz, 2 000-2 020 MHz, 2 110-2 155 MHz, 2 155-2 180 MHz, and 2 180-2 200 MHz bands, the power of any emission outside a licensee's frequency block shall be attenuated below the transmitter power (P) in watts by at least $43 + 10 \log_{10}(P)$ dB.

The results shown in this test report refer only to the sample(s) tested unless otherwise stated. This test report cannot be reproduced, except in full, without prior written permission of the Company. This test report does not assure KOLAS accreditation.

2.3. Test procedure: Based on ANSI/TIA 603E: 2016

1. On a test site, the EUT shall be placed at 80 cm height on a turn table, and in the position close to normal use as declared by the applicant.
2. The test antenna shall be oriented initially for vertical polarization located 3 m from EUT to correspond to the fundamental frequency of the transmitter.
3. The output of the test antenna shall be connected to the measuring receiver and the peak detector is used for the measurement.
4. The maximized power level is recorded using the spectrum analyzer "Channel Power" function with the integration band set to the emissions occupied bandwidth, RBW = 1-5 % of the OBW (not to exceed 1 MHz), VBW $\geq 3 \times$ RBW, Detector = power averaging (rms), sweep time = auto, trace average at least 100 traces in power averaging (rms) mode, per the guidelines of KDB Publication 971168 D01 v03r01.
5. Radiated spurious emissions measurement method was set as follows:
RBW = 100 kHz for emissions below 1 GHz and 1 MHz for emissions above 1 GHz, VBW $\geq 3 \times$ RBW, Detector = Peak, trace mode = max hold, per the guidelines of KDB Publication 971168 D01 v03r01.
6. The transmitter shall be switched on, the measuring receiver shall be tuned to the frequency of the transmitter under test.
7. The test antenna shall be raised and lowered through the specified range of height until the maximum signal level is detected by the measuring receiver.
8. The transmitter shall be rotated through 360° in the horizontal plane, until the maximum signal level is detected by the measuring receiver.
9. The test antenna shall be raised and lowered again through the specified range of height until the maximum signal level is detected by the measuring receiver.
10. The maximum signal level detected by the measuring receiver shall be noted.
11. The EUT was replaced by half-wave dipole (1 GHz below) or horn antenna (1 GHz above) connected to a signal generator.
12. In necessary, the input attenuator setting on the measuring receiver shall be adjusted in order to increase the sensitivity of the measuring receiver.
13. The test antenna shall be raised and lowered through the specified range of height to ensure that the maximum signal is received.
14. The input signal to the substitution antenna shall be adjusted to the level that produces a level detected by the measuring receiver, which is equal to the level noted while the transmitter radiated power was measured, corrected for the change of input attenuator setting of the measuring receiver.
15. The input level to the substitution antenna shall be recorded as power level in dBm, corrected for any change of input attenuator setting of the measuring receiver.
16. The measurement shall be repeated with the test antenna and the substitution antenna orientated for horizontal polarization.

The results shown in this test report refer only to the sample(s) tested unless otherwise stated. This test report cannot be reproduced, except in full, without prior written permission of the Company. This test report does not assure KOLAS accreditation.

2.4. Test result for RF radiated output power

Ambient temperature : (23 ± 1) °C
 Relative humidity : 47 % R.H.

LTE band 2 (1.4 MHz - QPSK)

Frequency (MHz)	Ant. Pol. (H/V)	S.G level + Amp. (dB m)	Cable loss (dB)	Ant. gain (dB i)	E.I.R.P.	
					(dB m)	(mW)
1 850.70	H	19.58	4.33	8.53	23.78	238.78
1 850.70	V	20.73	4.33	8.53	24.93	311.17
1 880.00	H	20.54	4.34	8.63	24.83	304.09
1 880.00	V	18.62	4.34	8.63	22.91	195.43
1 909.30	H	20.73	4.36	8.60	24.97	314.05
1 909.30	V	17.58	4.36	8.60	21.82	152.05

* 1.4 BW 1RB size / 0 Offset for B2

LTE band 2 (1.4 MHz - 16QAM)

Frequency (MHz)	Ant. Pol. (H/V)	S.G level + Amp. (dB m)	Cable loss (dB)	Ant. gain (dB i)	E.I.R.P.	
					(dB m)	(mW)
1 850.70	H	18.46	4.33	8.53	22.66	184.50
1 850.70	V	19.63	4.33	8.53	23.83	241.55
1 880.00	H	19.63	4.34	8.63	23.92	246.60
1 880.00	V	17.88	4.34	8.63	22.17	164.82
1 909.30	H	19.58	4.36	8.60	23.82	240.99
1 909.30	V	16.83	4.36	8.60	21.07	127.94

* 1.4 BW 1RB size / 0 Offset for B2

LTE band 2 (3 MHz - QPSK)

Frequency (MHz)	Ant. Pol. (H/V)	S.G level + Amp. (dB m)	Cable loss (dB)	Ant. gain (dB i)	E.I.R.P.	
					(dB m)	(mW)
1 851.50	H	19.46	4.33	8.54	23.67	232.81
1 851.50	V	20.89	4.33	8.54	25.10	323.59
1 880.00	H	20.84	4.34	8.63	25.13	325.84
1 880.00	V	18.62	4.34	8.63	22.91	195.43
1 908.50	H	20.90	4.36	8.61	25.15	327.34
1 908.50	V	18.30	4.36	8.61	22.55	179.89

* 3 BW 1RB size / 0 Offset for B2

The results shown in this test report refer only to the sample(s) tested unless otherwise stated. This test report cannot be reproduced, except in full, without prior written permission of the Company. This test report does not assure KOLAS accreditation.

LTE band 2 (3 MHz - 16QAM)

Frequency (MHz)	Ant. Pol. (H/V)	S.G level + Amp. (dB m)	Cable loss (dB)	Ant. gain (dB i)	E.I.R.P.	
					(dB m)	(mW)
1 851.50	H	18.95	4.33	8.54	23.16	207.01
1 851.50	V	19.93	4.33	8.54	24.14	259.42
1 880.00	H	19.65	4.34	8.63	23.94	247.74
1 880.00	V	17.44	4.34	8.63	21.73	148.94
1 908.50	H	20.27	4.36	8.61	24.52	283.14
1 908.50	V	17.39	4.36	8.61	21.64	145.88

* 3 BW 1RB size / 0 Offset for B2

LTE band 2 (5 MHz - QPSK)

Frequency (MHz)	Ant. Pol. (H/V)	S.G level + Amp. (dB m)	Cable loss (dB)	Ant. gain (dB i)	E.I.R.P.	
					(dB m)	(mW)
1 852.50	H	19.13	4.33	8.54	23.34	215.77
1 852.50	V	20.51	4.33	8.54	24.72	296.48
1 880.00	H	20.22	4.34	8.63	24.51	282.49
1 880.00	V	18.60	4.34	8.63	22.89	194.54
1 907.50	H	21.09	4.36	8.62	25.35	342.77
1 907.50	V	18.57	4.36	8.62	22.83	191.87

* 5 BW 1RB size / 0 Offset for B2

LTE band 2 (5 MHz - 16QAM)

Frequency (MHz)	Ant. Pol. (H/V)	S.G level + Amp. (dB m)	Cable loss (dB)	Ant. gain (dB i)	E.I.R.P.	
					(dB m)	(mW)
1 852.50	H	18.08	4.33	8.54	22.29	169.43
1 852.50	V	18.82	4.33	8.54	23.03	200.91
1 880.00	H	19.77	4.34	8.63	24.06	254.68
1 880.00	V	17.83	4.34	8.63	22.12	162.93
1 907.50	H	20.85	4.36	8.62	25.11	324.34
1 907.50	V	17.84	4.36	8.62	22.10	162.18

* 5 BW 1RB size / 0 Offset for B2

The results shown in this test report refer only to the sample(s) tested unless otherwise stated. This test report cannot be reproduced, except in full, without prior written permission of the Company. This test report does not assure KOLAS accreditation.

LTE band 2 (10 MHz - QPSK)

Frequency (MHz)	Ant. Pol. (H/V)	S.G level + Amp. (dB m)	Cable loss (dB)	Ant. gain (dB i)	E.I.R.P.	
					(dB m)	(mW)
1 855.00	H	19.72	4.33	8.55	23.94	247.74
1 855.00	V	20.66	4.33	8.55	24.88	307.61
1 880.00	H	20.80	4.34	8.63	25.09	322.85
1 880.00	V	17.75	4.34	8.63	22.04	159.96
1 905.00	H	21.08	4.36	8.64	25.36	343.56
1 905.00	V	18.71	4.36	8.64	22.99	199.07

* 10 BW 1RB size / 0 Offset for B2

LTE band 2 (10 MHz - 16QAM)

Frequency (MHz)	Ant. Pol. (H/V)	S.G level + Amp. (dB m)	Cable loss (dB)	Ant. gain (dB i)	E.I.R.P.	
					(dB m)	(mW)
1 855.00	H	18.47	4.33	8.55	22.69	185.78
1 855.00	V	19.05	4.33	8.55	23.27	212.32
1 880.00	H	18.84	4.34	8.63	23.13	205.59
1 880.00	V	16.82	4.34	8.63	21.11	129.12
1 905.00	H	20.05	4.36	8.64	24.33	271.02
1 905.00	V	18.21	4.36	8.64	22.49	177.42

* 10 BW 1RB size / 0 Offset for B2

LTE band 2 (15 MHz - QPSK)

Frequency (MHz)	Ant. Pol. (H/V)	S.G level + Amp. (dB m)	Cable loss (dB)	Ant. gain (dB i)	E.I.R.P.	
					(dB m)	(mW)
1 857.50	H	19.41	4.33	8.55	23.63	230.67
1 857.50	V	20.07	4.33	8.55	24.29	268.53
1 880.00	H	20.46	4.34	8.63	24.75	298.54
1 880.00	V	17.98	4.34	8.63	22.27	168.66
1 902.50	H	20.98	4.35	8.67	25.30	338.84
1 902.50	V	18.69	4.35	8.67	23.01	199.99

* 15 BW 1RB size / 0 Offset for B2

The results shown in this test report refer only to the sample(s) tested unless otherwise stated. This test report cannot be reproduced, except in full, without prior written permission of the Company. This test report does not assure KOLAS accreditation.

LTE band 2 (15 MHz - 16QAM)

Frequency (MHz)	Ant. Pol. (H/V)	S.G level + Amp. (dB m)	Cable loss (dB)	Ant. gain (dB i)	E.I.R.P.	
					(dB m)	(mW)
1 857.50	H	18.41	4.33	8.55	22.63	183.23
1 857.50	V	19.13	4.33	8.55	23.35	216.27
1 880.00	H	19.41	4.34	8.63	23.70	234.42
1 880.00	V	16.75	4.34	8.63	21.04	127.06
1 902.50	H	20.48	4.35	8.67	24.80	302.00
1 902.50	V	17.77	4.35	8.67	22.09	161.81

* 15 BW 1RB size / 0 Offset for B2

LTE band 2 (20 MHz - QPSK)

Frequency (MHz)	Ant. Pol. (H/V)	S.G level + Amp. (dB m)	Cable loss (dB)	Ant. gain (dB i)	E.I.R.P.	
					(dB m)	(mW)
1 860.00	H	19.45	4.33	8.56	23.68	233.35
1 860.00	V	19.83	4.33	8.56	24.06	254.68
1 880.00	H	20.45	4.34	8.63	24.74	297.85
1 880.00	V	17.13	4.34	8.63	21.42	138.68
1 900.00	H	21.61	4.35	8.70	25.96	394.46
1 900.00	V	18.34	4.35	8.70	22.69	185.78

* 20 BW 1RB size / 0 Offset for B2

LTE band 2 (20 MHz - 16QAM)

Frequency (MHz)	Ant. Pol. (H/V)	S.G level + Amp. (dB m)	Cable loss (dB)	Ant. gain (dB i)	E.I.R.P.	
					(dB m)	(mW)
1 860.00	H	19.18	4.33	8.56	23.41	219.28
1 860.00	V	18.91	4.33	8.56	23.14	206.06
1 880.00	H	20.18	4.34	8.63	24.47	279.90
1 880.00	V	16.73	4.34	8.63	21.02	126.47
1 900.00	H	20.32	4.35	8.70	24.67	293.09
1 900.00	V	17.49	4.35	8.70	21.84	152.76

* 20 BW 1RB size / 0 Offset for B2

The results shown in this test report refer only to the sample(s) tested unless otherwise stated. This test report cannot be reproduced, except in full, without prior written permission of the Company. This test report does not assure KOLAS accreditation.

LTE band 4 (1.4 MHz - QPSK)

Frequency (MHz)	Ant. Pol. (H/V)	S.G level + Amp. (dB m)	Cable loss (dB)	Ant. gain (dB i)	E.I.R.P.	
					(dB m)	(mW)
1 710.70	H	18.35	4.14	8.51	22.72	187.07
1 710.70	V	18.07	4.14	8.51	22.44	175.39
1 732.50	H	17.25	4.18	8.48	21.55	142.89
1 732.50	V	20.41	4.18	8.48	24.71	295.80
1 754.30	H	15.03	4.22	8.44	19.25	84.14
1 754.30	V	19.33	4.22	8.44	23.55	226.46

* 1.4 BW 1RB size / 0 Offset for B4

LTE band 4 (1.4 MHz - 16QAM)

Frequency (MHz)	Ant. Pol. (H/V)	S.G level + Amp. (dB m)	Cable loss (dB)	Ant. gain (dB i)	E.I.R.P.	
					(dB m)	(mW)
1 710.70	H	17.19	4.14	8.51	21.56	143.22
1 710.70	V	16.60	4.14	8.51	20.97	125.03
1 732.50	H	16.76	4.18	8.48	21.06	127.64
1 732.50	V	19.45	4.18	8.48	23.75	237.14
1 754.30	H	14.48	4.22	8.44	18.70	74.13
1 754.30	V	18.39	4.22	8.44	22.61	182.39

* 1.4 BW 1RB size / 0 Offset for B4

LTE band 4 (3 MHz - QPSK)

Frequency (MHz)	Ant. Pol. (H/V)	S.G level + Amp. (dB m)	Cable loss (dB)	Ant. gain (dB i)	E.I.R.P.	
					(dB m)	(mW)
1 711.50	H	18.09	4.14	8.51	22.46	176.20
1 711.50	V	18.41	4.14	8.51	22.78	189.67
1 732.50	H	17.14	4.18	8.48	21.44	139.32
1 732.50	V	20.28	4.18	8.48	24.58	287.08
1 753.50	H	13.96	4.22	8.44	18.18	65.77
1 753.50	V	19.55	4.22	8.44	23.77	238.23

* 3 BW 1RB size / 0 Offset for B4

The results shown in this test report refer only to the sample(s) tested unless otherwise stated. This test report cannot be reproduced, except in full, without prior written permission of the Company. This test report does not assure KOLAS accreditation.

LTE band 4 (3 MHz - 16QAM)

Frequency (MHz)	Ant. Pol. (H/V)	S.G level + Amp. (dB m)	Cable loss (dB)	Ant. gain (dB i)	E.I.R.P.	
					(dB m)	(mW)
1 711.50	H	16.13	4.14	8.51	20.50	112.20
1 711.50	V	16.64	4.14	8.51	21.01	126.18
1 732.50	H	16.01	4.18	8.48	20.31	107.40
1 732.50	V	19.25	4.18	8.48	23.55	226.46
1 753.50	H	13.50	4.22	8.44	17.72	59.16
1 753.50	V	18.98	4.22	8.44	23.20	208.93

* 3 BW 1RB size / 0 Offset for B4

LTE band 4 (5 MHz - QPSK)

Frequency (MHz)	Ant. Pol. (H/V)	S.G level + Amp. (dB m)	Cable loss (dB)	Ant. gain (dB i)	E.I.R.P.	
					(dB m)	(mW)
1 712.50	H	17.55	4.14	8.51	21.92	155.60
1 712.50	V	18.00	4.14	8.51	22.37	172.58
1 732.50	H	16.99	4.18	8.48	21.29	134.59
1 732.50	V	19.69	4.18	8.48	23.99	250.61
1 752.50	H	13.81	4.21	8.44	18.04	63.68
1 752.50	V	20.17	4.21	8.44	24.40	275.42

* 5 BW 1RB size / 0 Offset for B4

LTE band 4 (5 MHz - 16QAM)

Frequency (MHz)	Ant. Pol. (H/V)	S.G level + Amp. (dB m)	Cable loss (dB)	Ant. gain (dB i)	E.I.R.P.	
					(dB m)	(mW)
1 712.50	H	15.88	4.14	8.51	20.25	105.93
1 712.50	V	16.69	4.14	8.51	21.06	127.64
1 732.50	H	16.21	4.18	8.48	20.51	112.46
1 732.50	V	19.49	4.18	8.48	23.79	239.33
1 752.50	H	13.20	4.21	8.44	17.43	55.34
1 752.50	V	19.22	4.21	8.44	23.45	221.31

* 5 BW 1RB size / 0 Offset for B4

The results shown in this test report refer only to the sample(s) tested unless otherwise stated. This test report cannot be reproduced, except in full, without prior written permission of the Company. This test report does not assure KOLAS accreditation.

LTE band 4 (10 MHz - QPSK)

Frequency (MHz)	Ant. Pol. (H/V)	S.G level + Amp. (dB m)	Cable loss (dB)	Ant. gain (dB i)	E.I.R.P.	
					(dB m)	(mW)
1 715.00	H	17.72	4.15	8.50	22.07	161.06
1 715.00	V	18.28	4.15	8.50	22.63	183.23
1 732.50	H	16.91	4.18	8.48	21.21	132.13
1 732.50	V	19.98	4.18	8.48	24.28	267.92
1 750.00	H	15.32	4.21	8.45	19.56	90.36
1 750.00	V	20.49	4.21	8.45	24.73	297.17

* 10 BW 1RB size / 0 Offset for B4

LTE band 4 (10 MHz - 16QAM)

Frequency (MHz)	Ant. Pol. (H/V)	S.G level + Amp. (dB m)	Cable loss (dB)	Ant. gain (dB i)	E.I.R.P.	
					(dB m)	(mW)
1 715.00	H	16.70	4.15	8.50	21.05	127.35
1 715.00	V	16.73	4.15	8.50	21.08	128.23
1 732.50	H	15.78	4.18	8.48	20.08	101.86
1 732.50	V	18.58	4.18	8.48	22.88	194.09
1 750.00	H	14.54	4.21	8.45	18.78	75.51
1 750.00	V	19.59	4.21	8.45	23.83	241.55

* 10 BW 1RB size / 0 Offset for B4

LTE band 4 (15 MHz - QPSK)

Frequency (MHz)	Ant. Pol. (H/V)	S.G level + Amp. (dB m)	Cable loss (dB)	Ant. gain (dB i)	E.I.R.P.	
					(dB m)	(mW)
1 717.50	H	17.36	4.15	8.50	21.71	148.25
1 717.50	V	18.57	4.15	8.50	22.92	195.88
1 732.50	H	16.52	4.18	8.48	20.82	120.78
1 732.50	V	20.01	4.18	8.48	24.31	269.77
1 747.50	H	16.56	4.21	8.45	20.80	120.23
1 747.50	V	21.77	4.21	8.45	26.01	399.02

* 15 BW 1RB size / 0 Offset for B4

The results shown in this test report refer only to the sample(s) tested unless otherwise stated. This test report cannot be reproduced, except in full, without prior written permission of the Company. This test report does not assure KOLAS accreditation.

LTE band 4 (15 MHz - 16QAM)

Frequency (MHz)	Ant. Pol. (H/V)	S.G level + Amp. (dB m)	Cable loss (dB)	Ant. gain (dB i)	E.I.R.P.	
					(dB m)	(mW)
1 717.50	H	16.47	4.15	8.50	20.82	120.78
1 717.50	V	17.72	4.15	8.50	22.07	161.06
1 732.50	H	15.07	4.18	8.48	19.37	86.50
1 732.50	V	19.00	4.18	8.48	23.30	213.80
1 747.50	H	15.96	4.21	8.45	20.20	104.71
1 747.50	V	20.35	4.21	8.45	24.59	287.74

* 15 BW 1RB size / 0 Offset for B4

LTE band 4 (20 MHz - QPSK)

Frequency (MHz)	Ant. Pol. (H/V)	S.G level + Amp. (dB m)	Cable loss (dB)	Ant. gain (dB i)	E.I.R.P.	
					(dB m)	(mW)
1 720.00	H	17.44	4.16	8.50	21.78	150.66
1 720.00	V	18.45	4.16	8.50	22.79	190.11
1 732.50	H	16.25	4.18	8.48	20.55	113.50
1 732.50	V	19.83	4.18	8.48	24.13	258.82
1 745.00	H	17.12	4.20	8.46	21.38	137.40
1 745.00	V	21.73	4.20	8.46	25.99	397.19

* 20 BW 1RB size / 0 Offset for B4

LTE band 4 (20 MHz - 16QAM)

Frequency (MHz)	Ant. Pol. (H/V)	S.G level + Amp. (dB m)	Cable loss (dB)	Ant. gain (dB i)	E.I.R.P.	
					(dB m)	(mW)
1 720.00	H	16.62	4.16	8.50	20.96	124.74
1 720.00	V	17.41	4.16	8.50	21.75	149.62
1 732.50	H	15.83	4.18	8.48	20.13	103.04
1 732.50	V	19.61	4.18	8.48	23.91	246.04
1 745.00	H	16.07	4.20	8.46	20.33	107.89
1 745.00	V	20.65	4.20	8.46	24.91	309.74

* 20 BW 1RB size / 0 Offset for B4

The results shown in this test report refer only to the sample(s) tested unless otherwise stated. This test report cannot be reproduced, except in full, without prior written permission of the Company. This test report does not assure KOLAS accreditation.

LTE band 5 (1.4 MHz - QPSK)

Frequency (MHz)	Ant. Pol. (H/V)	S.G level + Amp. (dB m)	Cable loss (dB)	Ant. gain (dB d)	E.R.P.	
					(dB m)	(mW)
824.70	H	28.75	3.26	-4.93	20.56	113.76
824.70	V	30.13	3.26	-4.93	21.94	156.31
836.50	H	28.52	3.45	-5.15	19.92	98.17
836.50	V	29.02	3.45	-5.15	20.42	110.15
848.30	H	28.04	3.52	-4.09	20.43	110.41
848.30	V	27.61	3.52	-4.09	20.00	100.00

* 1.4 BW 1RB size / 0 Offset for B5

LTE band 5 (1.4 MHz - 16QAM)

Frequency (MHz)	Ant. Pol. (H/V)	S.G level + Amp. (dB m)	Cable loss (dB)	Ant. gain (dB d)	E.R.P.	
					(dB m)	(mW)
824.70	H	28.01	3.26	-4.93	19.82	95.94
824.70	V	29.12	3.26	-4.93	20.93	123.88
836.50	H	27.59	3.45	-5.15	18.99	79.25
836.50	V	28.52	3.45	-5.15	19.92	98.17
848.30	H	26.76	3.52	-4.09	19.15	82.22
848.30	V	26.77	3.52	-4.09	19.16	82.41

* 1.4 BW 1RB size / 0 Offset for B5

LTE band 5 (3 MHz - QPSK)

Frequency (MHz)	Ant. Pol. (H/V)	S.G level + Amp. (dB m)	Cable loss (dB)	Ant. gain (dB d)	E.R.P.	
					(dB m)	(mW)
825.50	H	28.92	3.28	-5.05	20.59	114.55
825.50	V	30.44	3.28	-5.05	22.11	162.55
836.50	H	28.32	3.45	-5.15	19.72	93.76
836.50	V	28.95	3.45	-5.15	20.35	108.39
847.50	H	28.04	3.52	-4.16	20.36	108.64
847.50	V	28.02	3.52	-4.16	20.34	108.14

* 3 BW 1RB size / 0 Offset for B5

The results shown in this test report refer only to the sample(s) tested unless otherwise stated. This test report cannot be reproduced, except in full, without prior written permission of the Company. This test report does not assure KOLAS accreditation.

LTE band 5 (3 MHz - 16QAM)

Frequency (MHz)	Ant. Pol. (H/V)	S.G level + Amp. (dB m)	Cable loss (dB)	Ant. gain (dB d)	E.R.P.	
					(dB m)	(mW)
825.50	H	27.96	3.28	-5.05	19.63	91.83
825.50	V	29.28	3.28	-5.05	20.95	124.45
836.50	H	27.36	3.45	-5.15	18.76	75.16
836.50	V	28.06	3.45	-5.15	19.46	88.31
847.50	H	27.26	3.52	-4.16	19.58	90.78
847.50	V	27.17	3.52	-4.16	19.49	88.92

* 3 BW 1RB size / 0 Offset for B5

LTE band 5 (5 MHz - QPSK)

Frequency (MHz)	Ant. Pol. (H/V)	S.G level + Amp. (dB m)	Cable loss (dB)	Ant. gain (dB d)	E.R.P.	
					(dB m)	(mW)
826.50	H	29.39	3.31	-5.20	20.88	122.46
826.50	V	30.98	3.31	-5.20	22.47	176.60
836.50	H	28.07	3.45	-5.15	19.47	88.51
836.50	V	29.06	3.45	-5.15	20.46	111.17
846.50	H	28.20	3.51	-4.25	20.44	110.66
846.50	V	27.94	3.51	-4.25	20.18	104.23

* 5 BW 1RB size / 0 Offset for B5

LTE band 5 (5 MHz - 16QAM)

Frequency (MHz)	Ant. Pol. (H/V)	S.G level + Amp. (dB m)	Cable loss (dB)	Ant. gain (dB d)	E.R.P.	
					(dB m)	(mW)
826.50	H	28.03	3.31	-5.20	19.52	89.54
826.50	V	30.24	3.31	-5.20	21.73	148.94
836.50	H	26.93	3.45	-5.15	18.33	68.08
836.50	V	27.59	3.45	-5.15	18.99	79.25
846.50	H	27.22	3.51	-4.25	19.46	88.31
846.50	V	27.41	3.51	-4.25	19.65	92.26

* 5 BW 1RB size / 0 Offset for B5

The results shown in this test report refer only to the sample(s) tested unless otherwise stated. This test report cannot be reproduced, except in full, without prior written permission of the Company. This test report does not assure KOLAS accreditation.

LTE band 5 (10 MHz - QPSK)

Frequency (MHz)	Ant. Pol. (H/V)	S.G level + Amp. (dB m)	Cable loss (dB)	Ant. gain (dB d)	E.R.P.	
					(dB m)	(mW)
829.00	H	29.95	3.38	-5.58	20.99	125.60
829.00	V	31.75	3.38	-5.58	22.79	190.11
836.50	H	28.26	3.45	-5.15	19.66	92.47
836.50	V	29.24	3.45	-5.15	20.64	115.88
844.00	H	27.88	3.49	-4.48	19.91	97.95
844.00	V	28.61	3.49	-4.48	20.64	115.88

* 10 BW 1RB size / 0 Offset for B5

LTE band 5 (10 MHz - 16QAM)

Frequency (MHz)	Ant. Pol. (H/V)	S.G level + Amp. (dB m)	Cable loss (dB)	Ant. gain (dB d)	E.R.P.	
					(dB m)	(mW)
829.00	H	29.08	3.38	-5.58	20.12	102.80
829.00	V	31.10	3.38	-5.58	22.14	163.68
836.50	H	27.36	3.45	-5.15	18.76	75.16
836.50	V	28.58	3.45	-5.15	19.98	99.54
844.00	H	27.51	3.49	-4.48	19.54	89.95
844.00	V	27.89	3.49	-4.48	19.92	98.17

* 10 BW 1RB size / 0 Offset for B5

The results shown in this test report refer only to the sample(s) tested unless otherwise stated. This test report cannot be reproduced, except in full, without prior written permission of the Company. This test report does not assure KOLAS accreditation.

LTE band 13 (5 MHz - QPSK)

Frequency (MHz)	Ant. Pol. (H/V)	S.G level + Amp. (dB m)	Cable loss (dB)	Ant. gain (dB d)	E.R.P.	
					(dB m)	(mW)
779.50	H	30.34	2.98	-3.69	23.67	232.81
779.50	V	25.57	2.98	-3.69	18.90	77.62
782.00	H	28.98	3.04	-3.64	22.30	169.82
782.00	V	25.92	3.04	-3.64	19.24	83.95
784.50	H	28.37	3.14	-3.59	21.64	145.88
784.50	V	25.87	3.14	-3.59	19.14	82.04

* 5 BW 1RB size / 0 Offset for B13

LTE band 13 (5 MHz - 16QAM)

Frequency (MHz)	Ant. Pol. (H/V)	S.G level + Amp. (dB m)	Cable loss (dB)	Ant. gain (dB d)	E.R.P.	
					(dB m)	(mW)
779.50	H	29.41	2.98	-3.69	22.74	187.93
779.50	V	24.30	2.98	-3.69	17.63	57.94
782.00	H	28.11	3.04	-3.64	21.43	139.00
782.00	V	25.38	3.04	-3.64	18.70	74.13
784.50	H	27.26	3.14	-3.59	20.53	112.98
784.50	V	25.08	3.14	-3.59	18.35	68.39

* 5 BW 1RB size / 0 Offset for B13

The results shown in this test report refer only to the sample(s) tested unless otherwise stated. This test report cannot be reproduced, except in full, without prior written permission of the Company. This test report does not assure KOLAS accreditation.

LTE band 13 (10 MHz - QPSK)

Frequency (MHz)	Ant. Pol. (H/V)	S.G level + Amp. (dB m)	Cable loss (dB)	Ant. gain (dB d)	E.R.P.	
					(dB m)	(mW)
782.00	H	29.21	3.04	-3.64	22.53	179.06
782.00	V	25.61	3.04	-3.64	18.93	78.16

* 10 BW 1RB size / 0 Offset for B13

LTE band 13 (10 MHz - 16QAM)

Frequency (MHz)	Ant. Pol. (H/V)	S.G level + Amp. (dB m)	Cable loss (dB)	Ant. gain (dB d)	E.R.P.	
					(dB m)	(mW)
782.00	H	28.27	3.04	-3.64	21.59	144.21
782.00	V	24.32	3.04	-3.64	17.64	58.08

* 10 BW 1RB size / 0 Offset for B13

Remark:

1. E.R.P. & E.I.R.P. = [S.G level + Amp.] (dB m) - Cable loss (dB) + Ant. gain (dB d/dB i)
2. This device was tested under all bandwidths, RB configurations and modulations.
3. The data reported in the table above was measured in worst case.

The results shown in this test report refer only to the sample(s) tested unless otherwise stated. This test report cannot be reproduced, except in full, without prior written permission of the Company. This test report does not assure KOLAS accreditation.

2.5. Spurious radiated emission

- Modulation Signal: LTE band 2 (1.4 MHz - QPSK)

Frequency (MHz)	Ant. Pol. (H/V)	S.G level + Amp. (dB m)	Cable loss (dB)	Ant. gain (dB i)	E.I.R.P. (dB m)	Limit (dB m)	Margin (dB)
Low Channel (1 850.7 MHz)							
2 522.24	V	-45.92	4.84	9.09	-41.67	-13.00	28.67
2 527.05	H	-42.37	4.85	9.08	-38.14	-13.00	25.14
3 683.87	V	-51.77	5.93	9.12	-48.58	-13.00	35.58
3 703.41	H	-50.70	5.98	9.07	-47.61	-13.00	34.61
5 540.08	V	-43.79	7.54	10.62	-40.71	-13.00	27.71
5 540.08	H	-51.42	7.54	10.62	-48.34	-13.00	35.34
Middle Channel (1 880.0 MHz)							
3 762.02	H	-51.95	6.27	9.13	-49.09	-13.00	36.09
3 762.02	V	-51.12	6.27	9.13	-48.26	-13.00	35.26
5 637.78	H	-50.73	7.64	10.89	-47.48	-13.00	34.48
5 637.78	V	-46.28	7.64	10.89	-43.03	-13.00	30.03
High Channel (1 909.3 MHz)							
3 820.64	H	-51.64	6.52	9.15	-49.01	-13.00	36.01
3 820.64	V	-51.92	6.52	9.15	-49.29	-13.00	36.29
5 735.47	H	-46.94	7.87	11.27	-43.54	-13.00	30.54
5 735.47	V	-38.90	7.87	11.27	-35.50	-13.00	22.50

* 1.4 BW 1RB size / 0 Offset for B2

The results shown in this test report refer only to the sample(s) tested unless otherwise stated. This test report cannot be reproduced, except in full, without prior written permission of the Company. This test report does not assure KOLAS accreditation.

- Modulation Signal: LTE band 2 (3 MHz - QPSK)

Frequency (MHz)	Ant. Pol. (H/V)	S.G level + Amp. (dB m)	Cable loss (dB)	Ant. gain (dB i)	E.I.R.P. (dB m)	Limit (dB m)	Margin (dB)
Low Channel (1 851.5 MHz)							
3 683.87	V	-51.94	5.93	9.12	-48.75	-13.00	35.75
3 703.41	H	-50.95	5.98	9.07	-47.86	-13.00	34.86
5 266.53	V	-54.34	7.67	10.72	-51.29	-13.00	38.29
5 540.08	H	-50.78	7.54	10.62	-47.70	-13.00	34.70
5 540.08	V	-42.42	7.54	10.62	-39.34	-13.00	26.34
Middle Channel (1 880.0 MHz)							
3 762.02	H	-52.37	6.27	9.13	-49.51	-13.00	36.51
3 762.02	V	-52.98	6.27	9.13	-50.12	-13.00	37.12
5 637.78	H	-48.21	7.64	10.89	-44.96	-13.00	31.96
5 637.78	V	-41.55	7.64	10.89	-38.30	-13.00	25.30
High Channel (1 908.5 MHz)							
2 527.05	H	-39.43	4.85	9.08	-35.20	-13.00	22.20
2 533.47	V	-48.15	4.86	9.06	-43.95	-13.00	30.95
2 536.67	H	-43.69	4.86	9.05	-39.50	-13.00	26.50
3 801.10	H	-51.96	6.46	9.16	-49.26	-13.00	36.26
3 801.10	V	-52.27	6.46	9.16	-49.57	-13.00	36.57
5 696.39	V	-40.09	7.82	11.25	-36.66	-13.00	23.66
5 715.93	H	-45.80	7.85	11.27	-42.38	-13.00	29.38

* 3 BW 1RB size / 0 Offset for B2

The results shown in this test report refer only to the sample(s) tested unless otherwise stated. This test report cannot be reproduced, except in full, without prior written permission of the Company. This test report does not assure KOLAS accreditation.

- Modulation Signal: LTE band 2 (5 MHz - QPSK)

Frequency (MHz)	Ant. Pol. (H/V)	S.G level + Amp. (dB m)	Cable loss (dB)	Ant. gain (dB i)	E.I.R.P. (dB m)	Limit (dB m)	Margin (dB)
Low Channel (1 852.5 MHz)							
2 528.66	H	-43.78	4.85	9.07	-39.56	-13.00	26.56
2 530.26	V	-40.62	4.85	9.07	-36.40	-13.00	23.40
3 703.41	H	-50.51	5.98	9.07	-47.42	-13.00	34.42
3 703.41	V	-51.85	5.98	9.07	-48.76	-13.00	35.76
5 559.62	H	-48.69	7.53	10.64	-45.58	-13.00	32.58
5 559.62	V	-42.08	7.53	10.64	-38.97	-13.00	25.97
Middle Channel (1 880.0 MHz)							
2 525.45	H	-47.17	4.85	9.08	-42.94	-13.00	29.94
2 528.66	V	-41.43	4.85	9.07	-37.21	-13.00	24.21
2 533.47	H	-46.89	4.86	9.06	-42.69	-13.00	29.69
2 536.67	V	-42.31	4.86	9.05	-38.12	-13.00	25.12
3 762.02	H	-53.66	6.27	9.13	-50.80	-13.00	37.80
3 762.02	V	-52.26	6.27	9.13	-49.40	-13.00	36.40
5 637.78	H	-48.61	7.64	10.89	-45.36	-13.00	32.36
5 637.78	V	-43.13	7.64	10.89	-39.88	-13.00	26.88
High Channel (1 907.5 MHz)							
2 528.66	V	-44.40	4.85	9.07	-40.18	-13.00	27.18
2 533.47	H	-44.68	4.86	9.06	-40.48	-13.00	27.48
3 801.10	H	-51.30	6.46	9.16	-48.60	-13.00	35.60
3 801.10	V	-52.14	6.46	9.16	-49.44	-13.00	36.44
5 715.93	H	-48.97	7.85	11.27	-45.55	-13.00	32.55
5 715.93	V	-42.95	7.85	11.27	-39.53	-13.00	26.53

* 5 BW 1RB size / 0 Offset for B2

The results shown in this test report refer only to the sample(s) tested unless otherwise stated. This test report cannot be reproduced, except in full, without prior written permission of the Company. This test report does not assure KOLAS accreditation.

- Modulation Signal: LTE band 2 (10 MHz - QPSK)

Frequency (MHz)	Ant. Pol. (H/V)	S.G level + Amp. (dB m)	Cable loss (dB)	Ant. gain (dB i)	E.I.R.P. (dB m)	Limit (dB m)	Margin (dB)
Low Channel (1 855.0 MHz)							
2 523.85	V	-40.91	4.84	9.08	-36.67	-13.00	23.67
2 527.05	H	-47.04	4.85	9.08	-42.81	-13.00	29.81
2 536.67	V	-43.89	4.86	9.05	-39.70	-13.00	26.70
3 703.41	H	-51.42	5.98	9.07	-48.33	-13.00	35.33
3 703.41	V	-51.80	5.98	9.07	-48.71	-13.00	35.71
5 559.62	V	-43.33	7.53	10.64	-40.22	-13.00	27.22
5 579.16	H	-49.74	7.53	10.65	-46.62	-13.00	33.62
Middle Channel (1 880.0 MHz)							
2 528.66	H	-44.61	4.85	9.07	-40.39	-13.00	27.39
2 531.86	V	-46.74	4.85	9.07	-42.52	-13.00	29.52
2 536.67	H	-42.53	4.86	9.05	-38.34	-13.00	25.34
3 742.48	H	-52.91	6.17	9.11	-49.97	-13.00	36.97
3 742.48	V	-51.49	6.17	9.11	-48.55	-13.00	35.55
5 618.24	H	-46.91	7.58	10.77	-43.72	-13.00	30.72
5 637.78	V	-41.90	7.64	10.89	-38.65	-13.00	25.65
High Channel (1 905.0 MHz)							
2 531.86	V	-44.51	4.85	9.07	-40.29	-13.00	27.29
3 801.10	H	-52.45	6.46	9.16	-49.75	-13.00	36.75
3 801.10	V	-51.42	6.46	9.16	-48.72	-13.00	35.72
5 676.85	H	-47.00	7.76	11.13	-43.63	-13.00	30.63
5 715.93	V	-39.68	7.85	11.27	-36.26	-13.00	23.26

* 10 BW 1RB size / 0 Offset for B2

The results shown in this test report refer only to the sample(s) tested unless otherwise stated. This test report cannot be reproduced, except in full, without prior written permission of the Company. This test report does not assure KOLAS accreditation.

- Modulation Signal: LTE band 2 (15 MHz - QPSK)

Frequency (MHz)	Ant. Pol. (H/V)	S.G level + Amp. (dB m)	Cable loss (dB)	Ant. gain (dB i)	E.I.R.P. (dB m)	Limit (dB m)	Margin (dB)
Low Channel (1 857.5 MHz)							
3 703.41	H	-50.72	5.98	9.07	-47.63	-13.00	34.63
3 703.41	V	-52.19	5.98	9.07	-49.10	-13.00	36.10
5 559.62	H	-48.74	7.53	10.64	-45.63	-13.00	32.63
5 559.62	V	-42.20	7.53	10.64	-39.09	-13.00	26.09
Middle Channel (1 880.0 MHz)							
3 742.48	H	-53.55	6.17	9.11	-50.61	-13.00	37.61
3 742.48	V	-52.09	6.17	9.11	-49.15	-13.00	36.15
5 618.24	H	-46.23	7.58	10.77	-43.04	-13.00	30.04
5 618.24	V	-40.17	7.58	10.77	-36.98	-13.00	23.98
High Channel (1 902.5 MHz)							
3 762.02	H	-53.43	6.27	9.13	-50.57	-13.00	37.57
3 781.56	V	-53.78	6.37	9.15	-51.00	-13.00	38.00
5 676.85	H	-45.19	7.76	11.13	-41.82	-13.00	28.82
5 676.85	V	-41.47	7.76	11.13	-38.10	-13.00	25.10

* 15 BW 1RB size / 0 Offset for B2

The results shown in this test report refer only to the sample(s) tested unless otherwise stated. This test report cannot be reproduced, except in full, without prior written permission of the Company. This test report does not assure KOLAS accreditation.

- Modulation Signal: LTE band 2 (20 MHz - QPSK)

Frequency (MHz)	Ant. Pol. (H/V)	S.G level + Amp. (dB m)	Cable loss (dB)	Ant. gain (dB i)	E.I.R.P. (dB m)	Limit (dB m)	Margin (dB)
Low Channel (1 860.0 MHz)							
3 703.41	H	-51.20	5.98	9.07	-48.11	-13.00	35.11
3 703.41	V	-52.65	5.98	9.07	-49.56	-13.00	36.56
5 540.08	H	-50.39	7.54	10.62	-47.31	-13.00	34.31
5 540.08	V	-41.31	7.54	10.62	-38.23	-13.00	25.23
Middle Channel (1 880.0 MHz)							
3 742.48	H	-55.93	6.17	9.11	-52.99	-13.00	39.99
3 742.48	V	-51.37	6.17	9.11	-48.43	-13.00	35.43
5 618.24	H	-47.82	7.58	10.77	-44.63	-13.00	31.63
5 618.24	V	-40.35	7.58	10.77	-37.16	-13.00	24.16
High Channel (1 900.0 MHz)							
3 781.56	H	-52.25	6.37	9.15	-49.47	-13.00	36.47
3 801.10	V	-52.90	6.46	9.16	-50.20	-13.00	37.20
5 657.61	H	-49.09	7.70	11.01	-45.78	-13.00	32.78
5 676.85	V	-39.44	7.76	11.13	-36.07	-13.00	23.07

* 20 BW 1RB size / 0 Offset for B2

The results shown in this test report refer only to the sample(s) tested unless otherwise stated. This test report cannot be reproduced, except in full, without prior written permission of the Company. This test report does not assure KOLAS accreditation.

- Modulation Signal: LTE band 4 (1.4 MHz - QPSK)

Frequency (MHz)	Ant. Pol. (H/V)	S.G level + Amp. (dB m)	Cable loss (dB)	Ant. gain (dB i)	E.I.R.P. (dB m)	Limit (dB m)	Margin (dB)
Low Channel (1 710.7 MHz)							
2 616.83	V	-47.39	4.96	8.94	-43.41	-13.00	30.41
3 429.86	V	-55.10	5.89	9.26	-51.73	-13.00	38.73
5 110.22	V	-50.61	7.56	10.40	-47.77	-13.00	34.77
6 829.66	V	-46.07	8.66	11.71	-43.02	-13.00	30.02
Middle Channel (1 732.5 MHz)							
2 405.21	H	-49.17	4.78	9.23	-44.72	-13.00	31.72
3 449.40	H	-57.77	5.90	9.25	-54.42	-13.00	41.42
5 168.84	H	-52.88	7.69	10.54	-50.03	-13.00	37.03
5 168.84	V	-51.07	7.69	10.54	-48.22	-13.00	35.22
6 907.82	H	-48.11	8.87	11.65	-45.33	-13.00	32.33
6 907.82	V	-42.00	8.87	11.65	-39.22	-13.00	26.22
8 666.33	V	-50.18	9.81	12.29	-47.70	-13.00	34.70
High Channel (1 754.3 MHz)							
3 508.02	H	-57.44	5.93	9.23	-54.14	-13.00	41.14
3 508.02	V	-56.79	5.93	9.23	-53.49	-13.00	40.49
5 266.53	V	-52.96	7.67	10.72	-49.91	-13.00	36.91
7 005.51	H	-49.19	9.00	11.70	-46.49	-13.00	33.49
7 005.51	V	-42.62	9.00	11.70	-39.92	-13.00	26.92

* 1.4 BW 1RB size / 0 Offset for B4

The results shown in this test report refer only to the sample(s) tested unless otherwise stated. This test report cannot be reproduced, except in full, without prior written permission of the Company. This test report does not assure KOLAS accreditation.

- Modulation Signal: LTE band 4 (3 MHz - QPSK)

Frequency (MHz)	Ant. Pol. (H/V)	S.G level + Amp. (dB m)	Cable loss (dB)	Ant. gain (dB i)	E.I.R.P. (dB m)	Limit (dB m)	Margin (dB)
Low Channel (1 711.5 MHz)							
3 429.86	H	-54.99	5.89	9.26	-51.62	-13.00	38.62
5 129.76	V	-49.20	7.61	10.44	-46.37	-13.00	33.37
5 149.30	H	-50.18	7.65	10.49	-47.34	-13.00	34.34
6 849.20	V	-39.35	8.72	11.69	-36.38	-13.00	23.38
6 868.74	H	-45.37	8.77	11.67	-42.47	-13.00	29.47
8 549.10	V	-46.05	9.83	12.39	-43.49	-13.00	30.49
8 568.64	H	-48.22	9.82	12.35	-45.69	-13.00	32.69
Middle Channel (1 732.5 MHz)							
3 449.40	H	-57.55	5.90	9.25	-54.20	-13.00	41.20
3 449.40	V	-57.01	5.90	9.25	-53.66	-13.00	40.66
5 168.84	H	-52.72	7.69	10.54	-49.87	-13.00	36.87
5 188.38	V	-51.59	7.73	10.58	-48.74	-13.00	35.74
6 907.82	H	-51.64	8.87	11.65	-48.86	-13.00	35.86
6 927.35	V	-43.72	8.90	11.66	-40.96	-13.00	27.96
8 666.33	V	-48.73	9.81	12.29	-46.25	-13.00	33.25
High Channel (1 753.5 MHz)							
3 508.02	H	-56.68	5.93	9.23	-53.38	-13.00	40.38
5 246.99	V	-53.07	7.70	10.69	-50.08	-13.00	37.08
7 005.51	H	-48.24	9.00	11.70	-45.54	-13.00	32.54
7 005.51	V	-38.70	9.00	11.70	-36.00	-13.00	23.00

* 3 BW 1RB size / 0 Offset for B4

The results shown in this test report refer only to the sample(s) tested unless otherwise stated. This test report cannot be reproduced, except in full, without prior written permission of the Company. This test report does not assure KOLAS accreditation.

- Modulation Signal: LTE band 4 (5 MHz - QPSK)

Frequency (MHz)	Ant. Pol. (H/V)	S.G level + Amp. (dB m)	Cable loss (dB)	Ant. gain (dB i)	E.I.R.P. (dB m)	Limit (dB m)	Margin (dB)
Low Channel (1 712.5 MHz)							
3 429.86	H	-54.34	5.89	9.26	-50.97	-13.00	37.97
5 129.76	H	-50.75	7.61	10.44	-47.92	-13.00	34.92
5 129.76	V	-49.47	7.61	10.44	-46.64	-13.00	33.64
6 849.20	H	-47.37	8.72	11.69	-44.40	-13.00	31.40
6 849.20	V	-38.45	8.72	11.69	-35.48	-13.00	22.48
8 549.10	H	-49.10	9.83	12.39	-46.54	-13.00	33.54
8 549.10	V	-45.82	9.83	12.39	-43.26	-13.00	30.26
Middle Channel (1 732.5 MHz)							
3 468.94	H	-57.74	5.92	9.23	-54.43	-13.00	41.43
5 168.84	H	-52.04	7.69	10.54	-49.19	-13.00	36.19
5 168.84	V	-48.88	7.69	10.54	-46.03	-13.00	33.03
6 907.52	H	-48.57	8.87	11.65	-45.79	-13.00	32.79
6 927.35	V	-43.67	8.90	11.66	-40.91	-13.00	27.91
High Channel (1 752.5 MHz)							
2 642.48	V	-47.46	4.98	8.98	-43.46	-13.00	30.46
3 488.48	H	-57.58	5.94	9.22	-54.30	-13.00	41.30
5 246.99	H	-54.79	7.70	10.69	-51.80	-13.00	38.80
5 246.99	V	-49.14	7.70	10.69	-46.15	-13.00	33.15
6 985.97	H	-48.34	8.99	11.70	-45.63	-13.00	32.63
7 005.51	V	-42.19	9.00	11.70	-39.49	-13.00	26.49

* 5 BW 1RB size / 0 Offset for B4

The results shown in this test report refer only to the sample(s) tested unless otherwise stated. This test report cannot be reproduced, except in full, without prior written permission of the Company. This test report does not assure KOLAS accreditation.

- Modulation Signal: LTE band 4 (10 MHz - QPSK)

Frequency (MHz)	Ant. Pol. (H/V)	S.G level + Amp. (dB m)	Cable loss (dB)	Ant. gain (dB i)	E.I.R.P. (dB m)	Limit (dB m)	Margin (dB)
Low Channel (1 715.0 MHz)							
3 410.32	H	-54.26	5.87	9.27	-50.86	-13.00	37.86
5 129.76	V	-49.67	7.61	10.44	-46.84	-13.00	33.84
5 149.30	H	-48.70	7.65	10.49	-45.86	-13.00	32.86
6 849.20	H	-45.98	8.72	11.69	-43.01	-13.00	30.01
6 849.20	V	-35.83	8.72	11.69	-32.86	-13.00	19.86
8 549.10	H	-47.33	9.83	12.39	-44.77	-13.00	31.77
8 568.64	V	-44.55	9.82	12.35	-42.02	-13.00	29.02
Middle Channel (1 732.5 MHz)							
3 429.86	H	-55.91	5.89	9.26	-52.54	-13.00	39.54
3 429.86	V	-56.93	5.89	9.26	-53.56	-13.00	40.56
5 188.38	H	-50.48	7.73	10.58	-47.63	-13.00	34.63
5 188.38	V	-50.94	7.73	10.58	-48.09	-13.00	35.09
6 888.28	H	-42.72	8.83	11.66	-39.89	-13.00	26.89
6 888.28	V	-42.02	8.83	11.66	-39.19	-13.00	26.19
8 646.79	V	-50.54	9.81	12.29	-48.06	-13.00	35.06
High Channel (1 750.0 MHz)							
5 227.45	V	-50.43	7.72	10.66	-47.49	-13.00	34.49
5 246.99	H	-51.35	7.70	10.69	-48.36	-13.00	35.36
6 985.97	H	-44.41	8.99	11.70	-41.70	-13.00	28.70
6 985.97	V	-43.03	8.99	11.70	-40.32	-13.00	27.32
8 744.49	V	-50.12	9.82	12.23	-47.71	-13.00	34.71

* 10 BW 1RB size / 0 Offset for B4

The results shown in this test report refer only to the sample(s) tested unless otherwise stated. This test report cannot be reproduced, except in full, without prior written permission of the Company. This test report does not assure KOLAS accreditation.

- Modulation Signal: LTE band 4 (15 MHz - QPSK)

Frequency (MHz)	Ant. Pol. (H/V)	S.G level + Amp. (dB m)	Cable loss (dB)	Ant. gain (dB i)	E.I.R.P. (dB m)	Limit (dB m)	Margin (dB)
Low Channel (1 717.5 MHz)							
3 410.32	H	-54.73	5.87	9.27	-51.33	-13.00	38.33
5 110.22	V	-49.96	7.56	10.40	-47.12	-13.00	34.12
5 129.76	H	-49.19	7.61	10.44	-46.36	-13.00	33.36
6 829.66	V	-38.39	8.66	11.71	-35.34	-13.00	22.34
6 849.20	H	-48.25	8.72	11.69	-45.28	-13.00	32.28
8 549.10	V	-47.51	9.83	12.39	-44.95	-13.00	31.95
8 568.64	H	-50.01	9.82	12.35	-47.48	-13.00	34.48
Middle Channel (1 732.5 MHz)							
2 307.41	V	-49.42	4.74	9.23	-44.93	-13.00	31.93
3 449.40	H	-55.77	5.90	9.25	-52.42	-13.00	39.42
3 449.40	V	-55.55	5.90	9.25	-52.20	-13.00	39.20
5 168.84	H	-52.45	7.69	10.54	-49.60	-13.00	36.60
5 168.84	V	-50.16	7.69	10.54	-47.31	-13.00	34.31
6 888.28	V	-39.46	8.83	11.66	-36.63	-13.00	23.63
6 907.82	H	-43.77	8.87	11.65	-40.99	-13.00	27.99
8 627.25	V	-48.55	9.81	12.29	-46.07	-13.00	33.07
High Channel (1 747.5 MHz)							
3 468.94	H	-57.10	5.92	9.23	-53.79	-13.00	40.79
5 227.45	H	-48.95	7.72	10.66	-46.01	-13.00	33.01
5 227.45	V	-50.16	7.72	10.66	-47.22	-13.00	34.22
6 966.43	H	-51.11	8.96	11.69	-48.38	-13.00	35.38
6 966.43	V	-41.28	8.96	11.69	-38.55	-13.00	25.55

* 15 BW 1RB size / 0 Offset for B4

The results shown in this test report refer only to the sample(s) tested unless otherwise stated. This test report cannot be reproduced, except in full, without prior written permission of the Company. This test report does not assure KOLAS accreditation.

- Modulation Signal: LTE band 4 (20 MHz - QPSK)

Frequency (MHz)	Ant. Pol. (H/V)	S.G level + Amp. (dB m)	Cable loss (dB)	Ant. gain (dB i)	E.I.R.P. (dB m)	Limit (dB m)	Margin (dB)
Low Channel (1 720.0 MHz)							
3 410.32	H	-54.11	5.87	9.27	-50.71	-13.00	37.71
5 110.22	H	-49.16	7.56	10.40	-46.32	-13.00	33.32
5 110.22	V	-48.01	7.56	10.40	-45.17	-13.00	32.17
6 868.74	H	-44.67	8.77	11.67	-41.77	-13.00	28.77
6 868.74	V	-38.24	8.77	11.67	-35.34	-13.00	22.34
8 549.10	H	-47.58	9.83	12.39	-45.02	-13.00	32.02
8 549.10	V	-44.06	9.83	12.39	-41.50	-13.00	28.50
Middle Channel (1 732.5 MHz)							
3 429.86	H	-54.45	5.89	9.26	-51.08	-13.00	38.08
5 149.30	V	-50.55	7.65	10.49	-47.71	-13.00	34.71
5 168.84	H	-47.01	7.69	10.54	-44.16	-13.00	31.16
6 868.74	V	-39.04	8.77	11.67	-36.14	-13.00	23.14
6 888.28	H	-48.79	8.83	11.66	-45.96	-13.00	32.96
8 607.72	V	-47.90	9.82	12.28	-45.44	-13.00	32.44
High Channel (1 745.0 MHz)							
3 449.40	H	-56.39	5.90	9.25	-53.04	-13.00	40.04
5 188.38	V	-48.38	7.73	10.58	-45.53	-13.00	32.53
5 227.45	H	-47.56	7.72	10.66	-44.62	-13.00	31.62
6 946.89	H	-50.33	8.93	11.68	-47.58	-13.00	34.58
6 966.43	V	-40.88	8.96	11.69	-38.15	-13.00	25.15
8 685.87	V	-49.40	9.80	12.30	-46.90	-13.00	33.90

* 20 BW 1RB size / 0 Offset for B4

The results shown in this test report refer only to the sample(s) tested unless otherwise stated. This test report cannot be reproduced, except in full, without prior written permission of the Company. This test report does not assure KOLAS accreditation.

- Modulation Signal: LTE band 5 (1.4 MHz - QPSK)

Frequency (MHz)	Ant. Pol. (H/V)	S.G level + Amp. (dB m)	Cable loss (dB)	Ant. gain (dB d)	E.R.P. (dB m)	Limit (dB m)	Margin (dB)
Low Channel (824.7 MHz)							
1 739.68	H	-44.10	4.19	6.31	-41.98	-13.00	28.98
1 960.52	V	-43.54	4.43	5.92	-42.05	-13.00	29.05
Middle Channel (836.5 MHz)							
1 964.33	V	-48.30	4.43	5.88	-46.85	-13.00	33.85
High Channel (848.3 MHz)							
4 172.34	H	-52.51	6.80	7.11	-52.20	-13.00	39.20
5 422.85	H	-52.04	7.75	8.36	-51.43	-13.00	38.43

* 1.4 BW 1RB size / 0 Offset for B5

The results shown in this test report refer only to the sample(s) tested unless otherwise stated. This test report cannot be reproduced, except in full, without prior written permission of the Company. This test report does not assure KOLAS accreditation.

- Modulation Signal: LTE band 5 (3 MHz - QPSK)

Frequency (MHz)	Ant. Pol. (H/V)	S.G level + Amp. (dB m)	Cable loss (dB)	Ant. gain (dB d)	E.R.P. (dB m)	Limit (dB m)	Margin (dB)
Low Channel (825.5 MHz)							
1 735.87	H	-45.84	4.18	6.32	-43.70	-13.00	30.70
1 735.87	V	-44.33	4.18	6.32	-42.19	-13.00	29.19
Middle Channel (836.5 MHz)							
1 735.87	H	-48.07	4.18	6.32	-45.93	-13.00	32.93
1 735.87	V	-48.81	4.18	6.32	-46.67	-13.00	33.67
6 985.97	H	-50.16	8.99	9.55	-49.60	-13.00	36.60
High Channel (847.5 MHz)							
1 735.87	V	-44.83	4.18	6.32	-42.69	-13.00	29.69
1 747.29	H	-47.06	4.21	6.30	-44.97	-13.00	31.97

* 3 BW 1RB size / 0 Offset for B5

The results shown in this test report refer only to the sample(s) tested unless otherwise stated. This test report cannot be reproduced, except in full, without prior written permission of the Company. This test report does not assure KOLAS accreditation.

- Modulation Signal: LTE band 5 (5 MHz - QPSK)

Frequency (MHz)	Ant. Pol. (H/V)	S.G level + Amp. (dB m)	Cable loss (dB)	Ant. gain (dB d)	E.R.P. (dB m)	Limit (dB m)	Margin (dB)
Low Channel (826.5 MHz)							
1 735.87	H	-44.82	4.18	6.32	-42.68	-13.00	29.68
Middle Channel (836.5 MHz)							
1 735.87	H	-44.37	4.18	6.32	-42.23	-13.00	29.23
High Channel (846.5 MHz)							
1 735.87	V	-44.97	4.18	6.32	-42.83	-13.00	29.83
1 739.68	H	-46.05	4.19	6.31	-43.93	-13.00	30.93

* 5 BW 1RB size / 0 Offset for B5

The results shown in this test report refer only to the sample(s) tested unless otherwise stated. This test report cannot be reproduced, except in full, without prior written permission of the Company. This test report does not assure KOLAS accreditation.

- Modulation Signal: LTE band 5 (10 MHz - QPSK)

Frequency (MHz)	Ant. Pol. (H/V)	S.G level + Amp. (dB m)	Cable loss (dB)	Ant. gain (dB d)	E.R.P. (dB m)	Limit (dB m)	Margin (dB)
Low Channel (829.0 MHz)							
1 751.10	V	-41.94	4.21	6.30	-39.85	-13.00	26.85
Middle Channel (836.5 MHz)							
1 735.87	V	-50.42	4.18	6.32	-48.28	-13.00	35.28
High Channel (844.0 MHz)							
1 743.49	H	-41.53	4.20	6.31	-39.42	-13.00	26.42

* 10 BW 1RB size / 0 Offset for B5

The results shown in this test report refer only to the sample(s) tested unless otherwise stated. This test report cannot be reproduced, except in full, without prior written permission of the Company. This test report does not assure KOLAS accreditation.

- Modulation Signal: LTE band 13 (5 MHz - QPSK)

Frequency (MHz)	Ant. Pol. (H/V)	S.G level + Amp. (dB m)	Cable loss (dB)	Ant. gain (dB d)	E.R.P. (dB m)	Limit (dB m)	Margin (dB)
Low Channel (779.5 MHz)							
1 747.29	V	-41.16	4.21	6.30	-39.07	-13.00	26.07
1 751.10	H	-42.77	4.21	6.30	-40.68	-13.00	27.68
Middle Channel (782.0 MHz)							
1 735.87	V	-45.51	4.18	6.32	-43.37	-13.00	30.37
1 739.68	H	-46.85	4.19	6.31	-44.73	-13.00	31.73
High Channel (784.5 MHz)							
2 447.90	H	-45.46	4.79	7.04	-43.21	-13.00	30.21

* 5 BW 1RB size / 0 Offset for B13

The results shown in this test report refer only to the sample(s) tested unless otherwise stated. This test report cannot be reproduced, except in full, without prior written permission of the Company. This test report does not assure KOLAS accreditation.

- Modulation Signal: LTE band 13 (10 MHz - QPSK)

Frequency (MHz)	Ant. Pol. (H/V)	S.G level + Amp. (dB m)	Cable loss (dB)	Ant. gain (dB d)	E.R.P. (dB m)	Limit (dB m)	Margin (dB)
Middle Channel (782.0 MHz)							
1 751.10	H	-43.87	4.21	6.30	-41.78	-13.00	28.78
1 735.87	V	-50.77	4.18	6.32	-48.63	-13.00	35.63

* 10 BW 1RB size / 0 Offset for B13

Remark:

1. E.R.P. & E.I.R.P. = S.G level (dB m) - Cable loss (dB) + Ant. gain (dB d/dB i)
2. This device was tested under all bandwidths, RB configurations, and modulations.
3. The data reported in the table above was measured in worst case.

The results shown in this test report refer only to the sample(s) tested unless otherwise stated. This test report cannot be reproduced, except in full, without prior written permission of the Company. This test report does not assure KOLAS accreditation.

3. Conducted Output Power

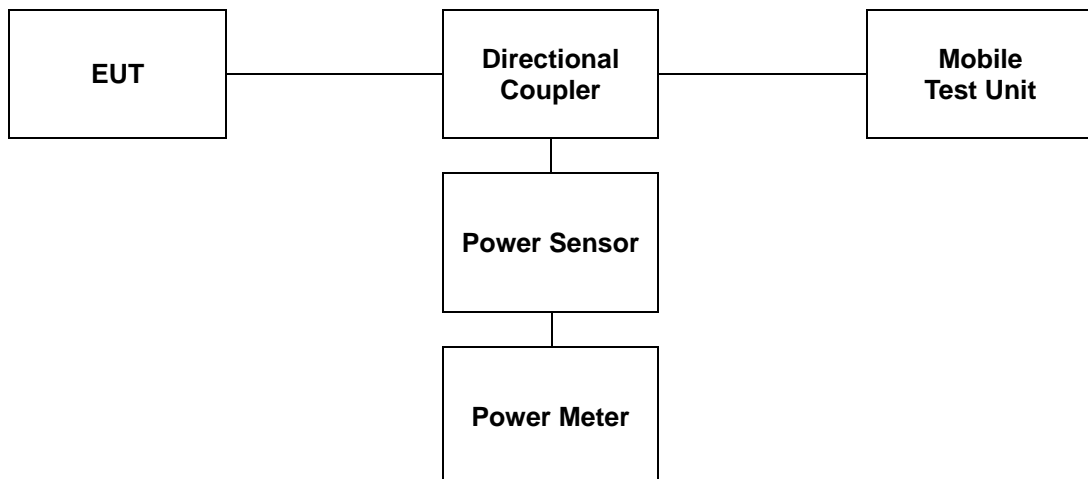
3.1. Limit

CFR 47, Section FCC §2.1046.

3.2. Test Procedure

Output power shall be measured at the RF output terminals for all configurations.

1. The RF output of the transmitter was connected to the input of the mobile test unit in order to establish communication with the EUT.
2. The EUT was set up for the max. output power with pseudo random data modulation by using mobile test unit parameters.
3. The measurement performed using a wideband RF power meter.
4. This EUT was tested under all configurations and the highest power was investigated and reported.



The results shown in this test report refer only to the sample(s) tested unless otherwise stated. This test report cannot be reproduced, except in full, without prior written permission of the Company. This test report does not assure KOLAS accreditation.

3.3. Test Result

Ambient temperature : (23 ± 1) °C

Relative humidity : 47 % R.H.

Band	Bandwidth (MHz)	RB Size	RB Offset	QPSK			16QAM		
				18607	18900	19193	18607	18900	19193
2	1.4	1	0	1 850.7	1 880.0	1 909.3	1 850.7	1 880.0	1 909.3
		1	3	23.05	23.16	23.12	22.62	22.31	22.07
		1	5	23.25	23.18	23.33	22.84	22.25	22.02
		3	0	23.12	23.25	23.14	22.67	21.81	21.78
		3	2	23.31	22.99	23.17	22.10	21.70	22.39
		3	3	23.30	23.03	23.20	22.05	21.83	22.25
		6	0	23.27	23.04	23.25	22.07	21.91	22.36
	6	0	22.25	22.09	22.30	21.18	21.05	21.08	
	Bandwidth (MHz)	RB Size	RB Offset	18615	18900	19185	18615	18900	19185
				1 851.5	1 880.0	1 908.5	1 851.5	1 880.0	1 908.5
	3	1	0	23.31	23.02	23.13	22.14	22.35	21.80
		1	8	23.20	23.24	23.10	22.22	22.19	21.75
		1	14	23.19	22.93	23.13	22.08	22.18	22.31
		8	0	22.30	22.09	22.17	21.18	21.32	21.08
		8	4	22.25	22.15	22.15	21.20	21.24	21.11
		8	7	22.28	22.11	22.18	21.23	21.34	21.09
	15	0	22.31	22.06	22.19	21.32	21.16	21.26	
	Bandwidth (MHz)	RB Size	RB Offset	18625	18900	19175	18625	18900	19175
				1 852.5	1 880.0	1 907.5	1 852.5	1 880.0	1 907.5
	5	1	0	23.32	23.10	23.28	22.60	21.85	21.92
		1	12	23.19	23.05	23.23	22.60	21.94	21.91
		1	24	23.21	22.90	23.12	22.61	21.92	21.80
		12	0	22.39	22.17	22.24	21.27	21.24	21.29
		12	7	22.33	22.05	22.20	21.25	21.15	21.25
		12	13	22.35	22.09	22.18	21.22	21.16	21.22
	25	0	22.42	22.10	22.21	21.44	21.29	21.28	
	Bandwidth (MHz)	RB Size	RB Offset	18650	18900	19150	18650	18900	19150
				1 855.0	1 880.0	1 905.0	1 855.0	1 880.0	1 905.0
	10	1	0	23.15	23.16	23.61	22.76	22.06	22.90
		1	25	23.30	23.18	23.34	22.80	22.11	22.98
		1	49	23.06	22.95	23.26	22.63	22.20	22.57
		25	0	22.03	21.92	22.60	21.12	21.04	21.64
		25	12	22.06	21.83	22.55	21.15	21.05	21.55
		25	25	22.11	21.79	22.43	21.07	21.00	21.45
		50	0	22.02	21.92	22.50	21.17	21.07	21.53
	Bandwidth (MHz)	RB Size	RB Offset	18675	18900	19125	18675	18900	19125
				1 857.5	1 880.0	1 902.5	1 857.5	1 880.0	1 902.5
	15	1	0	23.22	23.14	23.17	22.88	22.14	22.22
		1	37	23.32	23.13	23.43	22.97	22.51	22.30
		1	74	23.13	23.35	23.08	22.64	22.61	22.05
36		0	22.40	22.25	22.42	21.33	21.31	21.47	
36		20	22.35	22.20	22.30	21.45	21.24	21.36	
36		39	22.34	22.26	22.23	21.44	21.22	21.27	
75		0	22.29	22.21	22.33	21.36	21.27	21.46	
Bandwidth (MHz)	RB Size	RB Offset	18700	18900	19100	18700	18900	19100	
			1 860.0	1 880.0	1 900.0	1 860.0	1 880.0	1 900.0	
20	1	0	23.17	23.04	23.29	22.15	22.51	22.30	
	1	50	23.55	23.35	23.61	22.38	22.69	22.55	
	1	99	23.36	23.07	23.12	22.17	22.70	22.73	
	50	0	22.19	22.22	22.26	21.24	21.34	21.31	
	50	25	22.25	22.29	22.20	21.36	21.35	21.26	
	50	50	22.31	22.25	22.32	21.38	21.28	21.27	
100	0	22.28	22.24	22.31	21.33	21.39	21.35		

The results shown in this test report refer only to the sample(s) tested unless otherwise stated. This test report cannot be reproduced, except in full, without prior written permission of the Company. This test report does not assure KOLAS accreditation.

Band	Bandwidth (MHz)	RB Size	RB Offset	QPSK			16QAM			
				19957	20175	20393	19957	20175	20393	
				1 710.7	1 732.5	1 754.3	1 710.7	1 732.5	1 754.3	
4	1.4	1	0	23.62	23.69	23.43	22.68	22.69	22.61	
		1	3	23.59	23.76	23.66	22.88	22.86	22.72	
		1	5	23.37	23.86	23.57	22.73	22.78	22.77	
		3	0	23.61	23.48	23.48	22.61	22.61	22.53	
		3	2	23.55	23.53	23.55	22.58	22.63	22.46	
		3	3	23.53	23.51	23.59	22.56	22.68	22.49	
		6	0	22.54	22.54	22.58	21.36	21.59	21.66	
		Bandwidth (MHz)	RB Size	RB Offset	19965	20175	20385	19965	20175	20385
					1 711.5	1 732.5	1 753.5	1 711.5	1 732.5	1 753.5
		3	1	0	23.80	23.62	23.57	22.87	22.85	22.59
			1	8	23.71	23.64	23.68	22.82	22.68	22.57
			1	14	23.73	23.63	23.71	22.70	22.95	22.65
			8	0	22.62	22.59	22.35	21.39	21.20	21.68
			8	4	22.58	22.66	22.46	21.46	21.56	21.53
			8	7	22.65	22.65	22.50	21.51	21.77	21.60
		15	0	22.60	22.64	22.44	21.56	21.62	21.41	
		Bandwidth (MHz)	RB Size	RB Offset	19975	20175	20375	19975	20175	20375
					1 712.5	1 732.5	1 752.5	1 712.5	1 732.5	1 752.5
		5	1	0	23.38	23.51	23.49	22.82	22.06	22.24
			1	12	23.44	23.57	23.73	22.98	22.13	22.20
			1	24	23.41	23.64	23.86	22.73	22.05	22.28
			12	0	22.49	22.54	22.44	22.28	21.58	21.44
			12	7	22.53	22.63	22.53	22.30	21.66	21.53
			12	13	22.54	22.61	22.59	22.25	21.63	21.60
		25	0	22.52	22.53	22.62	21.51	21.71	21.65	
		Bandwidth (MHz)	RB Size	RB Offset	20000	20175	20350	20000	20175	20350
					1 715.0	1 732.5	1 750.0	1 715.0	1 732.5	1 750.0
		10	1	0	23.52	23.67	23.48	22.95	22.57	22.82
			1	25	23.20	23.95	23.69	22.90	22.85	22.52
			1	49	23.28	23.69	23.63	22.75	22.66	22.52
			25	0	22.51	22.63	22.44	21.56	21.48	21.64
			25	12	22.44	22.68	22.53	21.46	21.63	21.53
			25	25	22.35	22.76	22.58	21.38	21.70	21.70
		50	0	22.41	22.62	22.18	21.41	21.74	21.56	
		Bandwidth (MHz)	RB Size	RB Offset	20025	20175	20325	20025	20175	20325
					1 717.5	1 732.5	1 747.5	1 717.5	1 732.5	1 747.5
		15	1	0	23.41	23.53	23.72	22.75	22.55	22.31
			1	37	23.43	23.50	23.50	22.58	22.95	22.51
			1	74	23.47	23.72	23.43	22.33	22.63	22.50
			36	0	22.34	22.62	22.66	21.47	21.66	21.58
			36	20	22.40	22.70	22.53	21.36	21.73	21.42
			36	39	22.36	22.87	22.44	21.39	21.80	21.26
	75	0	22.28	22.76	22.44	21.31	21.79	21.57		
	Bandwidth (MHz)	RB Size	RB Offset	20050	20175	20300	20050	20175	20300	
				1 720.0	1 732.5	1 745.0	1 720.0	1 732.5	1 745.0	
	20	1	0	23.35	23.36	23.68	22.20	22.42	22.49	
		1	50	23.77	23.84	23.62	22.61	22.85	22.67	
		1	99	23.95	23.90	23.52	22.71	22.94	22.30	
		50	0	22.39	22.61	22.86	21.40	21.75	21.86	
		50	25	22.43	22.76	22.53	21.55	21.83	21.55	
		50	50	22.58	22.82	22.46	21.64	21.82	21.36	
	100	0	22.47	22.74	22.58	21.36	21.66	21.71		

The results shown in this test report refer only to the sample(s) tested unless otherwise stated. This test report cannot be reproduced, except in full, without prior written permission of the Company. This test report does not assure KOLAS accreditation.

Band	Bandwidth (MHz)	RB Size	RB Offset	QPSK			16QAM			
				20407	20525	20643	20407	20525	20643	
				824.7	836.6	848.3	824.7	836.6	848.3	
5	1.4	1	0	23.91	24.19	23.97	23.36	23.24	22.79	
		1	3	24.04	24.20	24.04	23.53	23.37	22.80	
		1	5	23.92	24.24	23.89	23.28	23.33	22.68	
		3	0	24.09	23.96	23.86	23.02	22.96	23.07	
		3	2	24.05	23.87	23.95	23.15	23.10	23.01	
		3	3	24.08	23.86	23.93	23.11	23.03	23.02	
		6	0	23.01	23.06	23.08	22.07	22.09	22.16	
		Bandwidth (MHz)	RB Size	RB Offset	20415	20525	20635	20415	20525	20635
					825.5	836.5	847.5	825.5	836.5	847.5
	3	1	0	24.16	24.25	23.94	23.11	23.46	22.72	
		1	8	24.22	24.13	24.14	23.01	23.12	22.62	
		1	14	23.98	24.06	23.85	23.18	23.27	22.68	
		8	0	23.09	23.11	23.04	21.91	22.13	22.21	
		8	4	23.05	23.06	23.00	21.95	22.11	22.16	
		8	7	23.02	23.10	23.05	21.93	22.09	22.24	
		15	0	23.08	23.19	22.99	21.96	22.04	22.06	
		Bandwidth (MHz)	RB Size	RB Offset	20425	20525	20625	20425	20525	20625
					826.5	836.5	846.5	826.5	836.5	846.5
	5	1	0	24.07	23.93	23.98	23.40	22.58	22.88	
		1	12	24.11	23.99	24.05	23.37	22.75	22.90	
		1	24	23.96	23.91	24.02	23.46	22.30	22.85	
		12	0	23.12	23.17	23.02	21.89	22.18	22.01	
		12	7	23.05	23.06	22.95	21.90	21.96	21.95	
		12	13	22.98	23.02	22.99	21.94	21.83	21.96	
		25	0	22.97	23.04	22.97	22.08	22.01	21.94	
		Bandwidth (MHz)	RB Size	RB Offset	20450	20525	20600	20450	20525	20600
					829.0	836.5	844.0	829.0	836.5	844.0
	10	1	0	24.15	23.84	24.06	23.16	23.03	22.83	
		1	25	24.28	24.21	24.04	23.09	23.08	23.13	
		1	49	23.86	24.03	23.91	23.25	23.27	23.17	
25		0	23.04	23.07	23.18	22.20	21.91	22.19		
25		12	23.11	23.03	23.11	22.30	21.95	22.15		
25		25	23.13	22.96	23.05	22.26	22.02	22.14		
50		0	23.10	22.97	23.15	22.11	22.08	22.06		

Band	Bandwidth (MHz)	RB Size	RB Offset	QPSK			16QAM			
				23205	23230	23255	23205	23230	23255	
				779.5	782.0	784.5	779.5	782.0	784.5	
13	5	1	0	24.01	24.22	23.97	22.82	22.94	23.01	
		1	25	24.11	23.96	23.77	22.89	22.80	23.17	
		1	49	24.05	23.60	23.75	22.93	22.54	23.09	
		25	0	23.11	23.09	23.01	22.16	22.04	21.69	
		25	12	23.13	23.01	22.95	22.11	21.98	21.75	
		25	25	23.10	22.91	22.83	22.13	22.03	21.63	
		Bandwidth (MHz)	RB Size	RB Offset	-	23230	-	-	23230	-
					-	782.0	-	-	782.0	-
	10	1	0	-	23.93	-	-	23.00	-	
		1	25	-	24.34	-	-	23.21	-	
		1	49	-	23.95	-	-	22.88	-	
		25	0	-	23.09	-	-	22.11	-	
		25	12	-	23.01	-	-	22.06	-	
		25	25	-	22.94	-	-	21.97	-	
				-	23.08	-	-	22.09	-	

The results shown in this test report refer only to the sample(s) tested unless otherwise stated. This test report cannot be reproduced, except in full, without prior written permission of the Company. This test report does not assure KOLAS accreditation.

4. Occupied Bandwidth 99 %

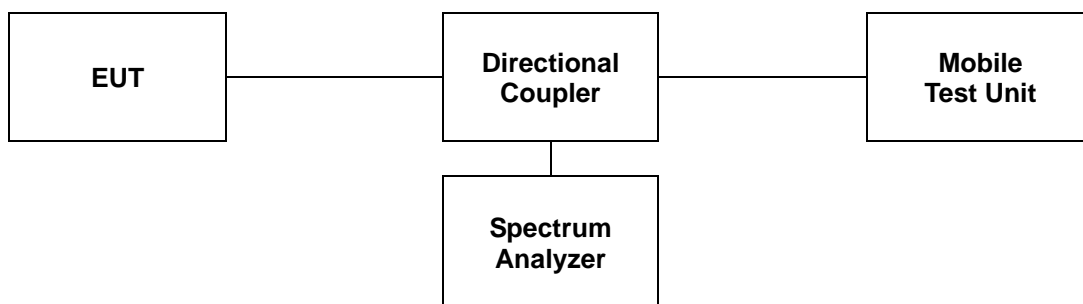
4.1. Limit

CFR 47, Section FCC §2.1049.

4.2. Test Procedure

The test follows section 4.2 of FCC KDB Publication 971168 D01 v03r01.

- a. The spectrum analyzer center frequency is set to the nominal EUT channel center frequency. The frequency span for the spectrum analyzer shall be set wide enough to capture all modulation. products including the emission skirts (typically a span of $1.5 \times \text{OBW}$ is sufficient).
- b. The nominal IF filter 3 dB bandwidth (RBW) shall be in the range of 1 % to 5 % of the anticipated OBW, and the VBW shall be set $\geq 3 \times \text{RBW}$.
- c. Set the reference level of the instrument as required to prevent the signal amplitude from exceeding the maximum spectrum analyzer input mixer level for linear operation. See guidance provided in 4.2.3.
- d. Set the detection mode to peak, and the trace mode to max-hold.
- e. If the instrument does not have a 99 % OBW function, recover the trace data points and sum directly in linear power terms. Place the recovered amplitude data points, beginning at the lowest frequency, in a running sum until 0.5 % of the total is reached. Record that frequency as the lower OBW frequency. Repeat the process until 99.5 % of the total is reached and record that frequency as the upper OBW frequency. The 99 % power OBW can be determined by computing the difference these two frequencies.
- f. The OBW shall be reported and plot(s) of the measuring instrument display shall be provided with the test report. The frequency and amplitude axis and scale shall be clearly labeled. Tabular data can be reported in addition to the plot(s).



The results shown in this test report refer only to the sample(s) tested unless otherwise stated. This test report cannot be reproduced, except in full, without prior written permission of the Company. This test report does not assure KOLAS accreditation.

4.3 Test Results

Ambient temperature : (23 ± 1) °C

Relative humidity : 47 % R.H.

Band	Mode	Frequency (MHz)	Occupied Bandwidth (MHz)
2 (1.4 MHz)	QPSK	1 850.7	1.103
		1 880.0	1.098
		1 909.3	1.107
2 (1.4 MHz)	16QAM	1 850.7	1.098
		1 880.0	1.098
		1 909.3	1.098
2 (3 MHz)	QPSK	1 851.5	2.692
		1 880.0	2.692
		1 908.5	2.692
2 (3 MHz)	16QAM	1 851.5	2.692
		1 880.0	2.683
		1 908.5	2.692
2 (5 MHz)	QPSK	1 852.5	4.515
		1 880.0	4.530
		1 907.5	4.501
2 (5 MHz)	16QAM	1 852.5	4.544
		1 880.0	4.515
		1 907.5	4.530
2 (10 MHz)	QPSK	1 855.0	8.915
		1 880.0	8.973
		1 905.0	8.944
2 (10 MHz)	16QAM	1 855.0	8.944
		1 880.0	8.915
		1 905.0	8.944
2 (15 MHz)	QPSK	1 857.5	13.415
		1 880.0	13.459
		1 902.5	13.459
2 (15 MHz)	16QAM	1 857.5	13.459
		1 880.0	13.502
		1 902.5	13.459
2 (20 MHz)	QPSK	1 860.0	17.829
		1 880.0	17.945
		1 900.0	17.945
2 (20 MHz)	16QAM	1 860.0	17.887
		1 880.0	18.003
		1 900.0	17.887

The results shown in this test report refer only to the sample(s) tested unless otherwise stated. This test report cannot be reproduced, except in full, without prior written permission of the Company. This test report does not assure KOLAS accreditation.

Band	Mode	Frequency (MHz)	Occupied Bandwidth (MHz)
4 (1.4 MHz)	QPSK	1 710.7	1.098
		1 732.5	1.098
		1 754.3	1.098
4 (1.4 MHz)	16QAM	1 710.7	1.098
		1 732.5	1.103
		1 754.3	1.098
4 (3 MHz)	QPSK	1 711.5	2.683
		1 732.5	2.692
		1 753.5	2.692
4 (3 MHz)	16QAM	1 711.5	2.692
		1 732.5	2.683
		1 753.5	2.683
4 (5 MHz)	QPSK	1 712.5	4.515
		1 732.5	4.530
		1 752.5	4.501
4 (5 MHz)	16QAM	1 712.5	4.530
		1 732.5	4.515
		1 752.5	4.530
4 (10 MHz)	QPSK	1 715.0	8.944
		1 732.5	8.915
		1 750.0	8.915
4 (10 MHz)	16QAM	1 715.0	8.944
		1 732.5	8.915
		1 750.0	8.944
4 (15 MHz)	QPSK	1 717.5	13.372
		1 732.5	13.459
		1 747.5	13.415
4 (15 MHz)	16QAM	1 717.5	13.459
		1 732.5	13.459
		1 747.5	13.459
4 (20 MHz)	QPSK	1 720.0	17.887
		1 732.5	17.887
		1 745.0	17.829
4 (20 MHz)	16QAM	1 720.0	17.829
		1 732.5	17.887
		1 745.0	17.887

The results shown in this test report refer only to the sample(s) tested unless otherwise stated. This test report cannot be reproduced, except in full, without prior written permission of the Company. This test report does not assure KOLAS accreditation.

Band	Mode	Frequency (MHz)	Occupied Bandwidth (MHz)
5 (1.4 MHz)	QPSK	824.7	1.103
		836.5	1.098
		848.3	1.098
5 (1.4 MHz)	16QAM	824.7	1.098
		836.5	1.098
		848.3	1.103
5 (3 MHz)	QPSK	825.5	2.683
		836.5	2.692
		847.5	2.692
5 (3 MHz)	16QAM	825.5	2.692
		836.5	2.683
		847.5	2.683
5 (5 MHz)	QPSK	826.5	4.515
		836.5	4.530
		846.5	4.486
5 (5 MHz)	16QAM	826.5	4.530
		836.5	4.515
		846.5	4.515
5 (10 MHz)	QPSK	829.0	8.915
		836.5	8.944
		844.0	8.915
5 (10 MHz)	16QAM	829.0	8.944
		836.5	8.944
		844.0	8.944

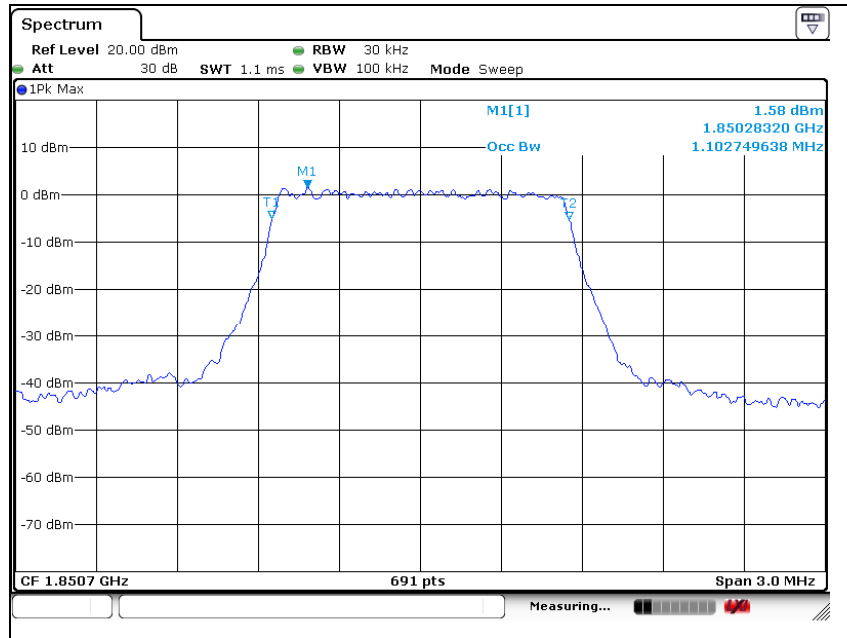
The results shown in this test report refer only to the sample(s) tested unless otherwise stated. This test report cannot be reproduced, except in full, without prior written permission of the Company. This test report does not assure KOLAS accreditation.

Band	Mode	Frequency (MHz)	Occupied Bandwidth (MHz)
13 (5 MHz)	QPSK	779.5	4.501
		782.0	4.515
		784.5	4.486
13 (5 MHz)	16QAM	779.5	4.515
		782.0	4.501
		784.5	4.515
13 (10 MHz)	QPSK	-	-
		782.0	8.915
		-	-
13 (10 MHz)	16QAM	-	-
		782.0	8.915
		-	-

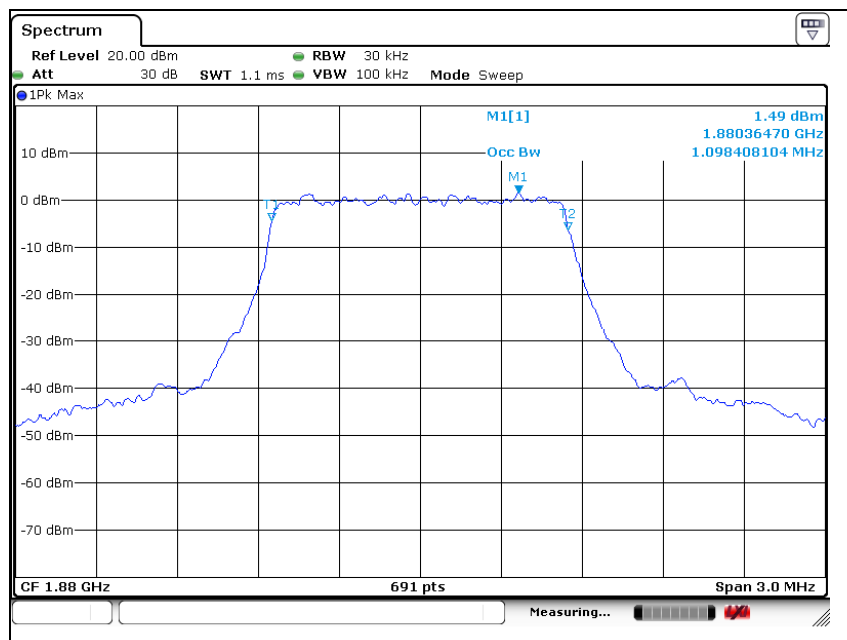
The results shown in this test report refer only to the sample(s) tested unless otherwise stated. This test report cannot be reproduced, except in full, without prior written permission of the Company. This test report does not assure KOLAS accreditation.

LTE band 2 (1.4 MHz - QPSK)

Low Channel

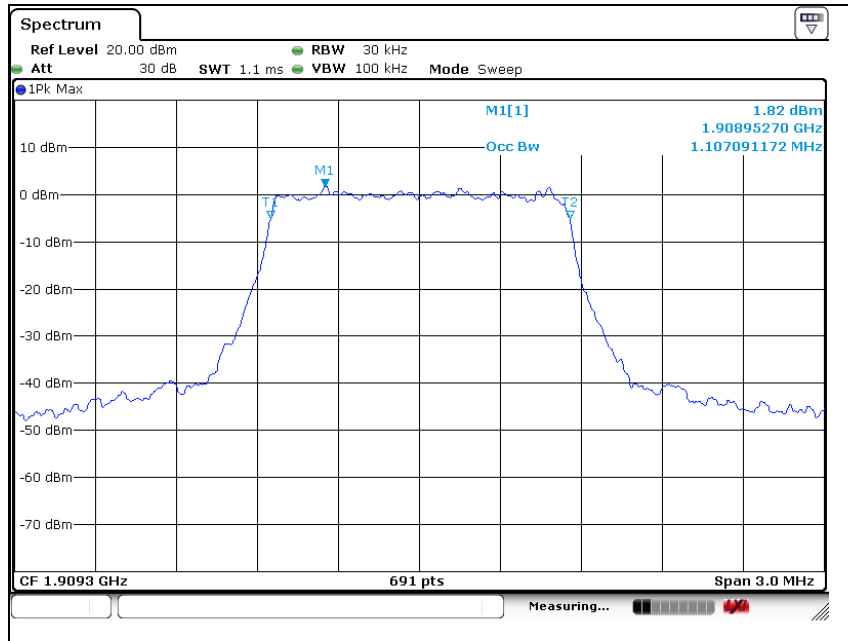


Middle Channel



The results shown in this test report refer only to the sample(s) tested unless otherwise stated. This test report cannot be reproduced, except in full, without prior written permission of the Company. This test report does not assure KOLAS accreditation.

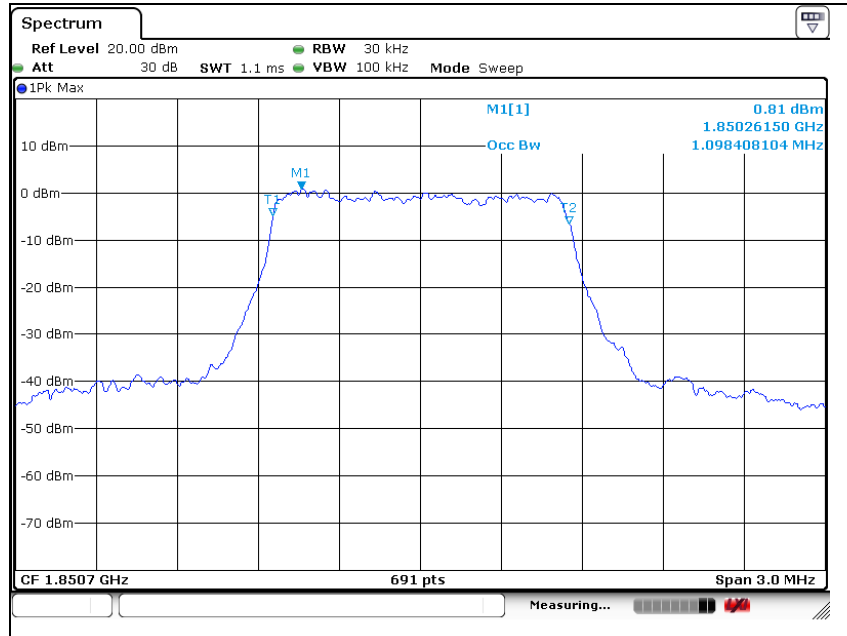
High Channel



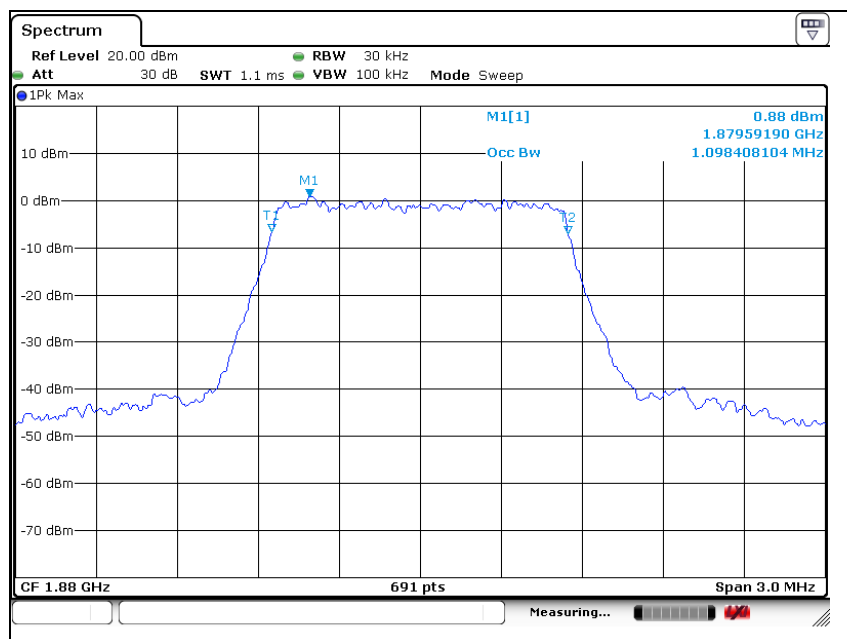
The results shown in this test report refer only to the sample(s) tested unless otherwise stated. This test report cannot be reproduced, except in full, without prior written permission of the Company. This test report does not assure KOLAS accreditation.

LTE band 2 (1.4 MHz - 16QAM)

Low Channel

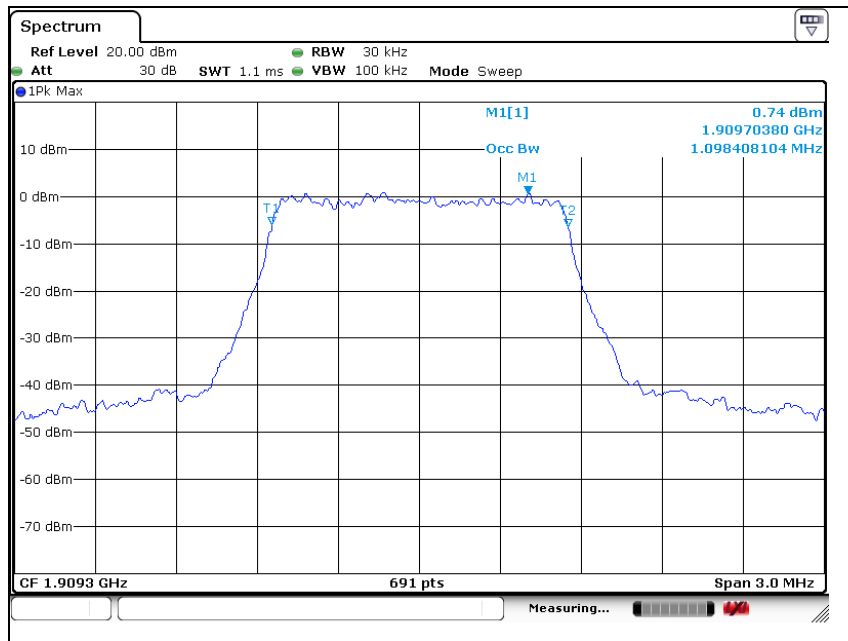


Middle Channel



The results shown in this test report refer only to the sample(s) tested unless otherwise stated. This test report cannot be reproduced, except in full, without prior written permission of the Company. This test report does not assure KOLAS accreditation.

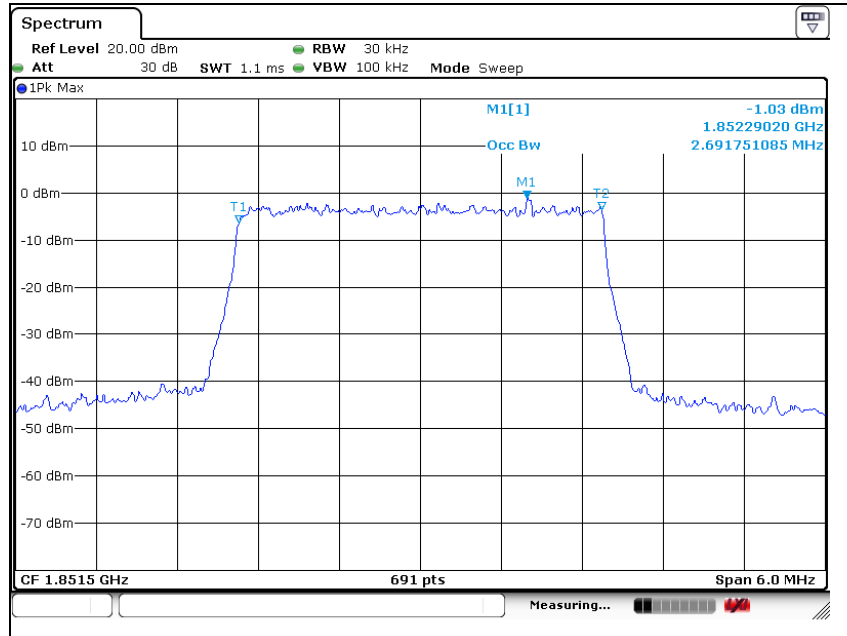
High Channel



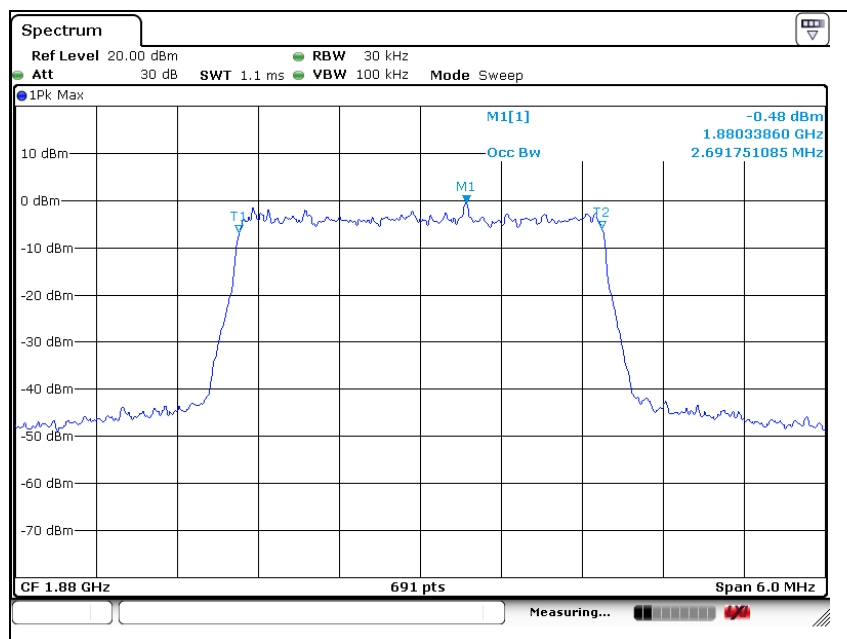
The results shown in this test report refer only to the sample(s) tested unless otherwise stated. This test report cannot be reproduced, except in full, without prior written permission of the Company. This test report does not assure KOLAS accreditation.

LTE band 2 (3 MHz - QPSK)

Low Channel

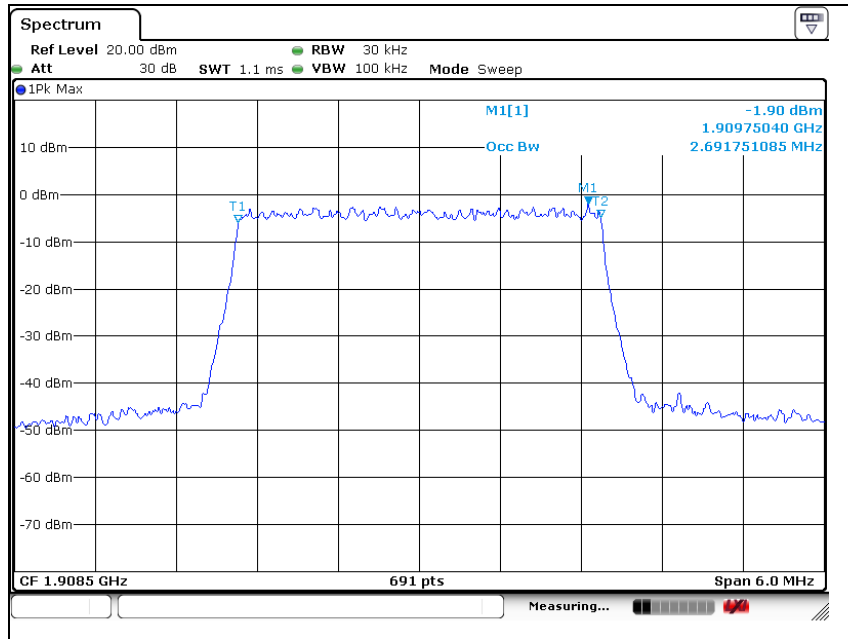


Middle Channel



The results shown in this test report refer only to the sample(s) tested unless otherwise stated. This test report cannot be reproduced, except in full, without prior written permission of the Company. This test report does not assure KOLAS accreditation.

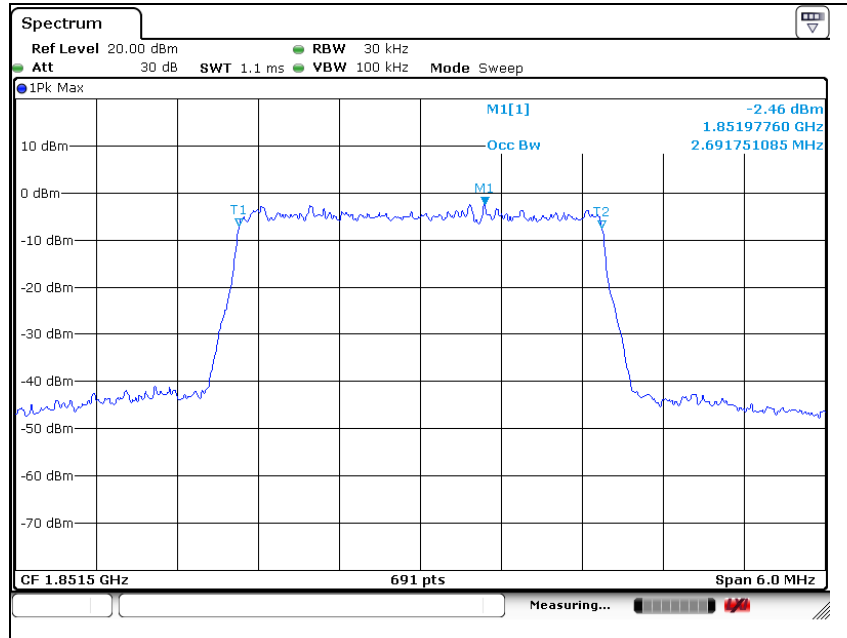
High Channel



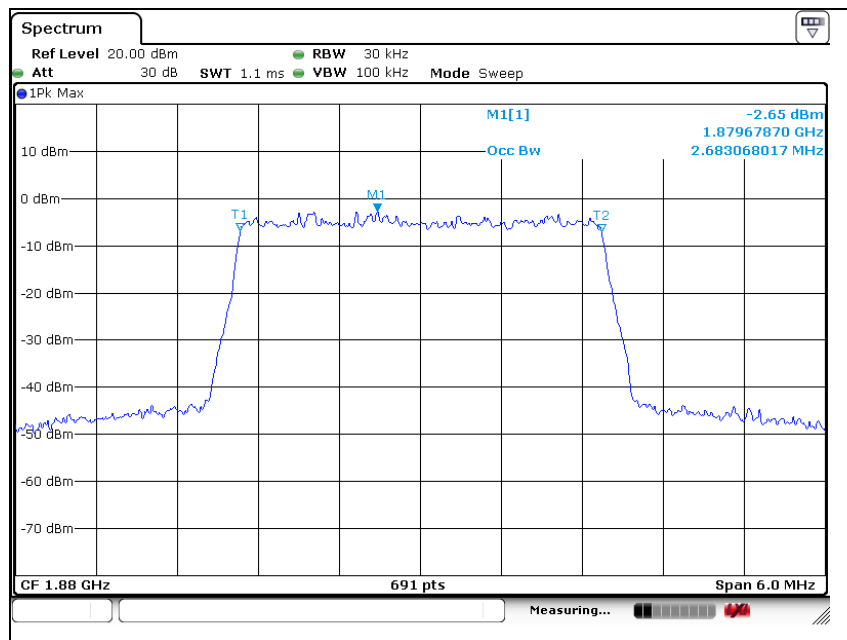
The results shown in this test report refer only to the sample(s) tested unless otherwise stated. This test report cannot be reproduced, except in full, without prior written permission of the Company. This test report does not assure KOLAS accreditation.

LTE band 2 (3 MHz - 16QAM)

Low Channel

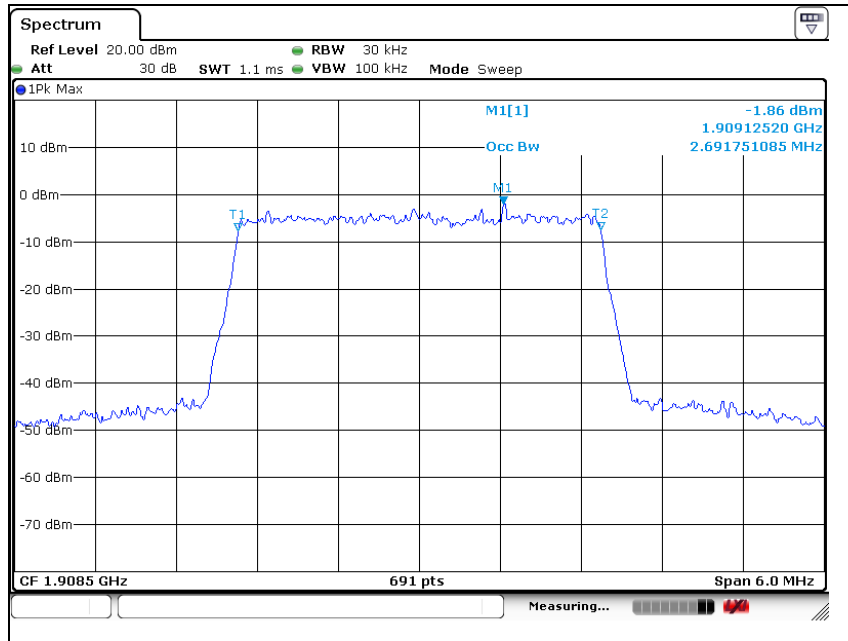


Middle Channel



The results shown in this test report refer only to the sample(s) tested unless otherwise stated. This test report cannot be reproduced, except in full, without prior written permission of the Company. This test report does not assure KOLAS accreditation.

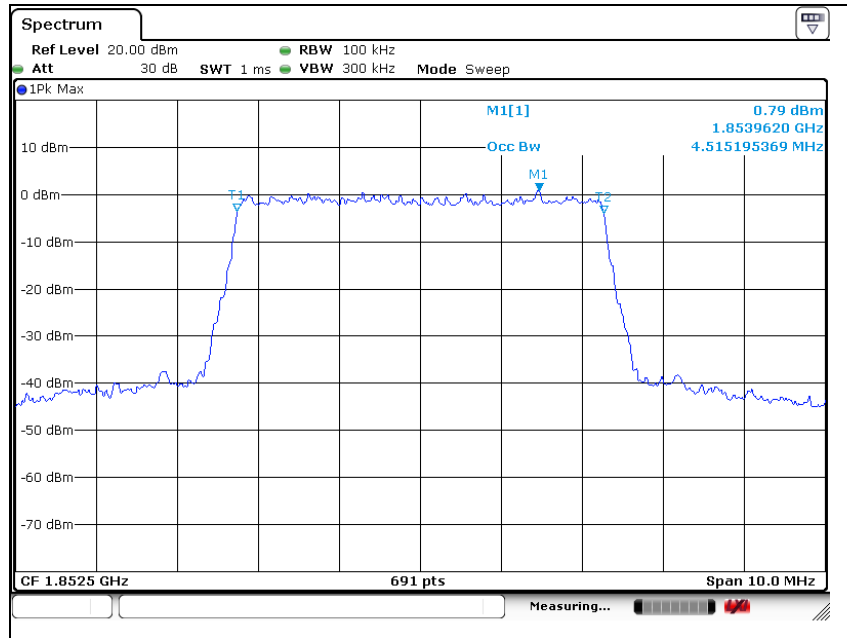
High Channel



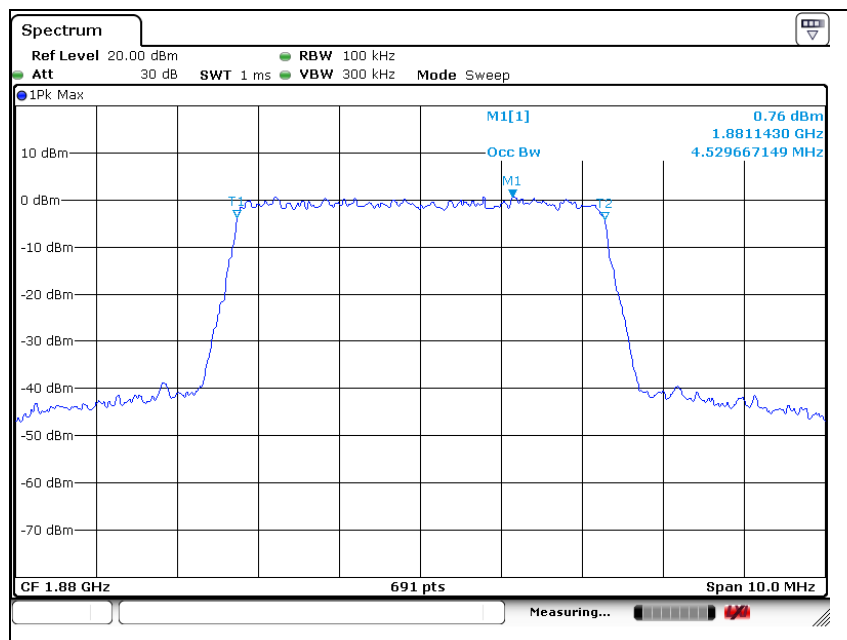
The results shown in this test report refer only to the sample(s) tested unless otherwise stated. This test report cannot be reproduced, except in full, without prior written permission of the Company. This test report does not assure KOLAS accreditation.

LTE band 2 (5 MHz - QPSK)

Low Channel

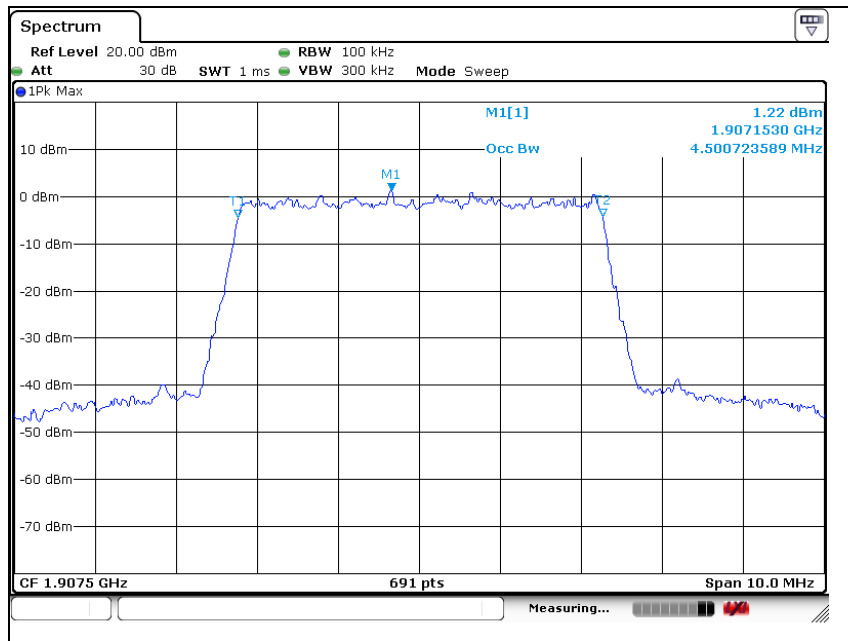


Middle Channel



The results shown in this test report refer only to the sample(s) tested unless otherwise stated. This test report cannot be reproduced, except in full, without prior written permission of the Company. This test report does not assure KOLAS accreditation.

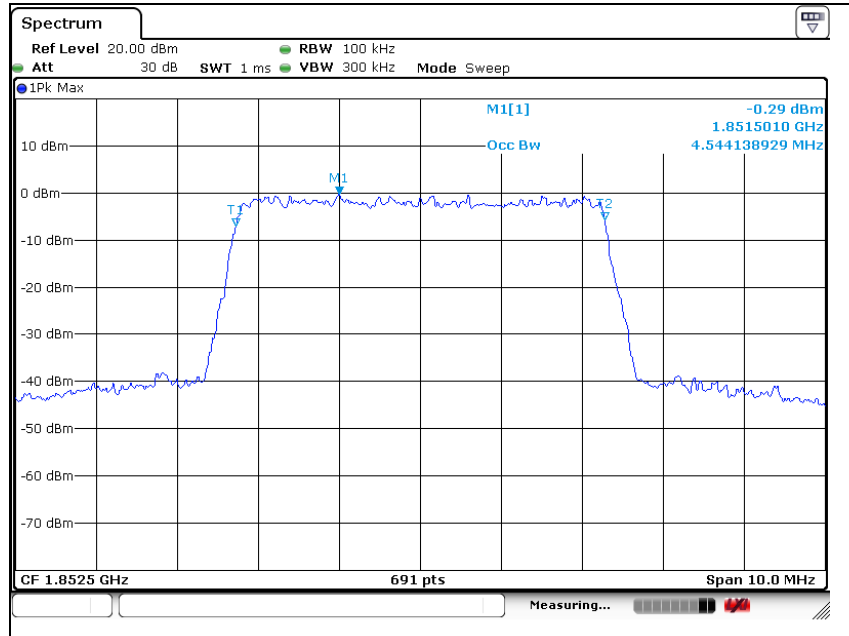
High Channel



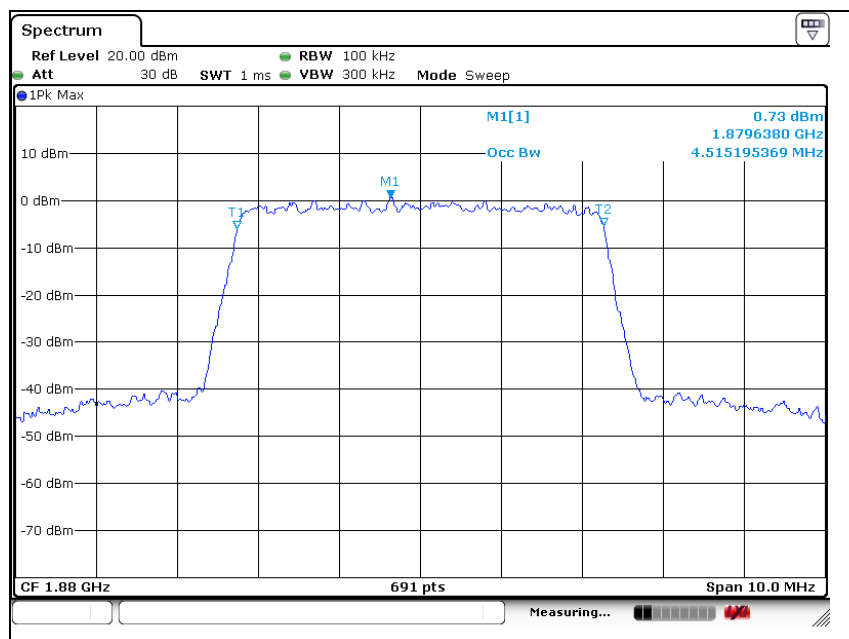
The results shown in this test report refer only to the sample(s) tested unless otherwise stated. This test report cannot be reproduced, except in full, without prior written permission of the Company. This test report does not assure KOLAS accreditation.

LTE band 2 (5 MHz - 16QAM)

Low Channel

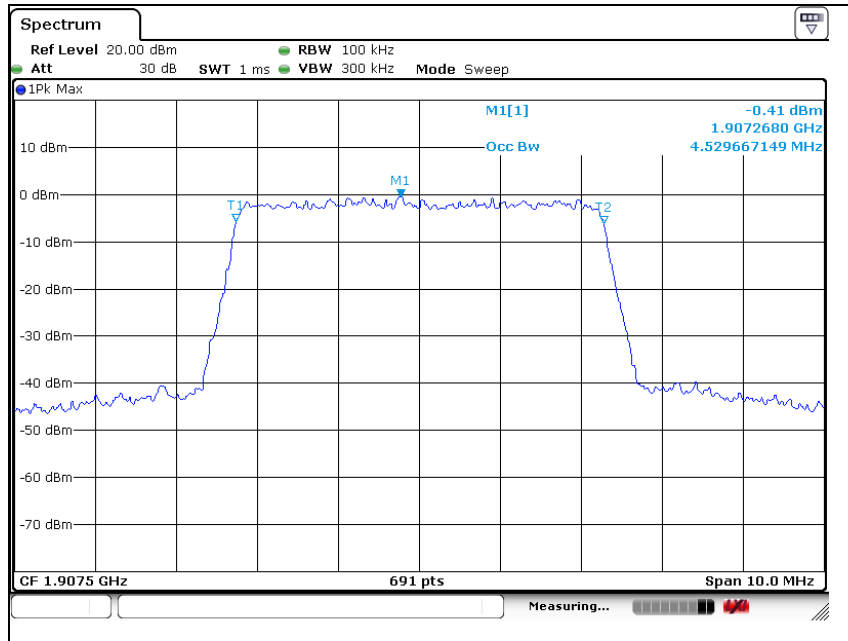


Middle Channel



The results shown in this test report refer only to the sample(s) tested unless otherwise stated. This test report cannot be reproduced, except in full, without prior written permission of the Company. This test report does not assure KOLAS accreditation.

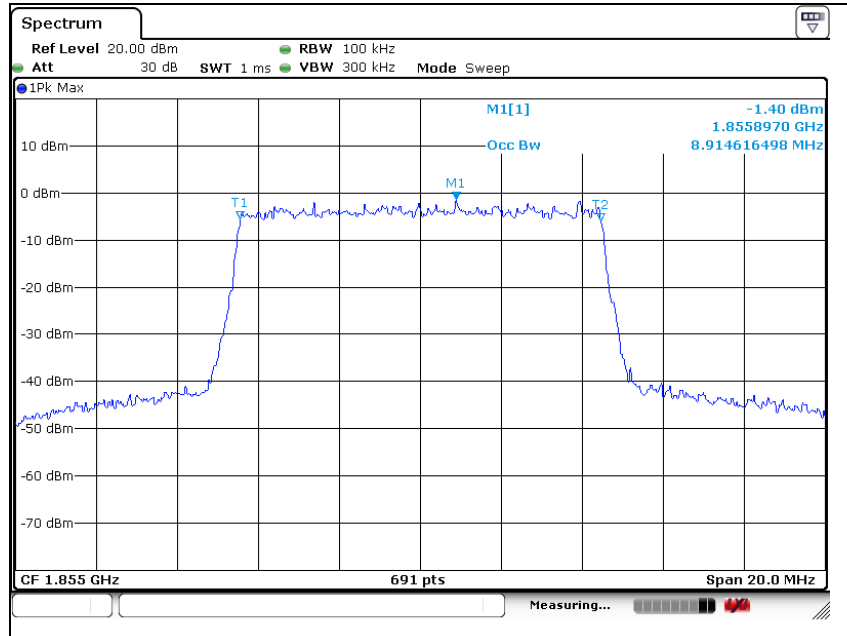
High Channel



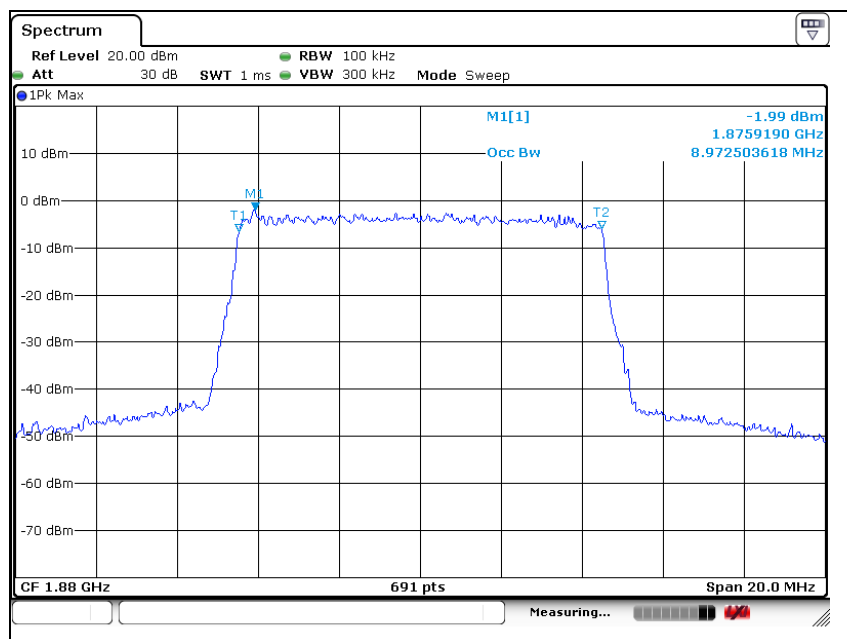
The results shown in this test report refer only to the sample(s) tested unless otherwise stated. This test report cannot be reproduced, except in full, without prior written permission of the Company. This test report does not assure KOLAS accreditation.

LTE band 2 (10 MHz - QPSK)

Low Channel

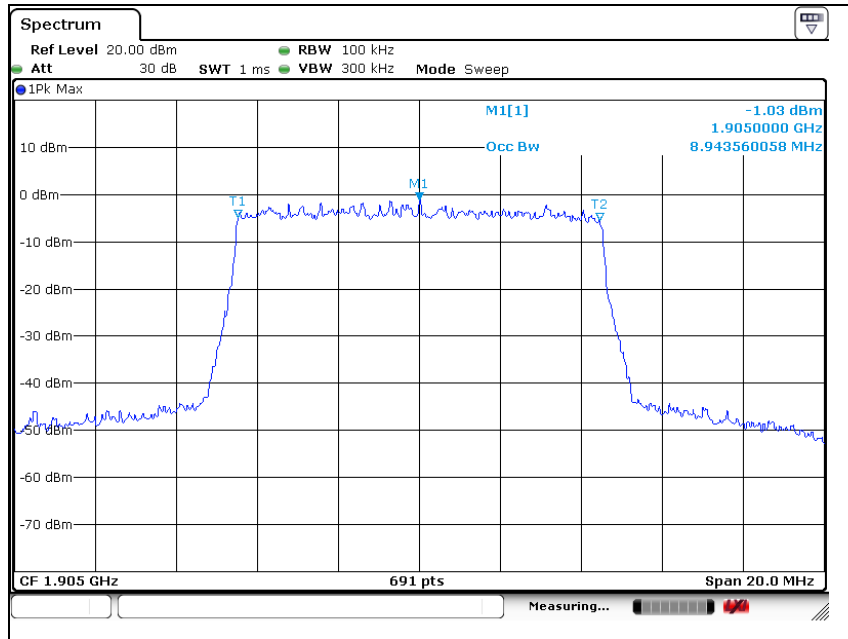


Middle Channel



The results shown in this test report refer only to the sample(s) tested unless otherwise stated. This test report cannot be reproduced, except in full, without prior written permission of the Company. This test report does not assure KOLAS accreditation.

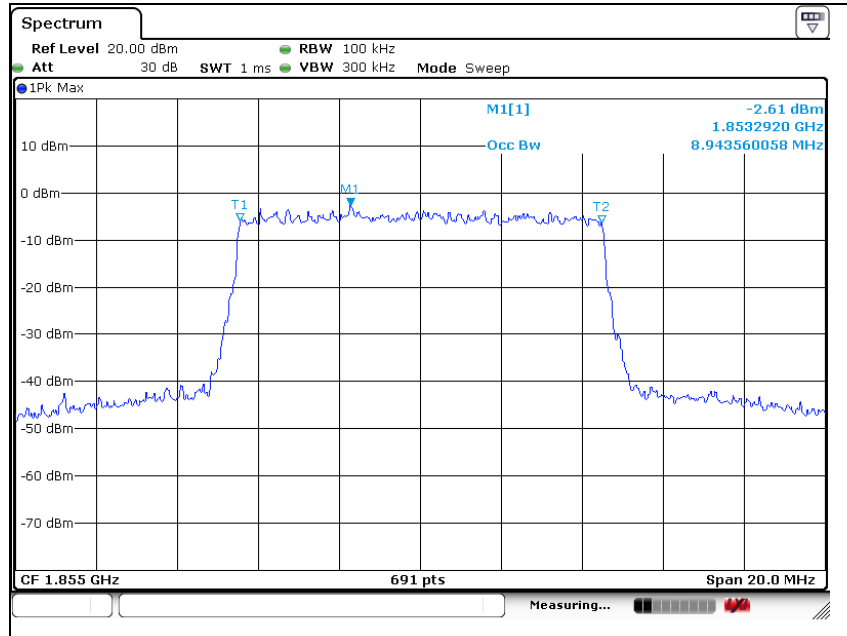
High Channel



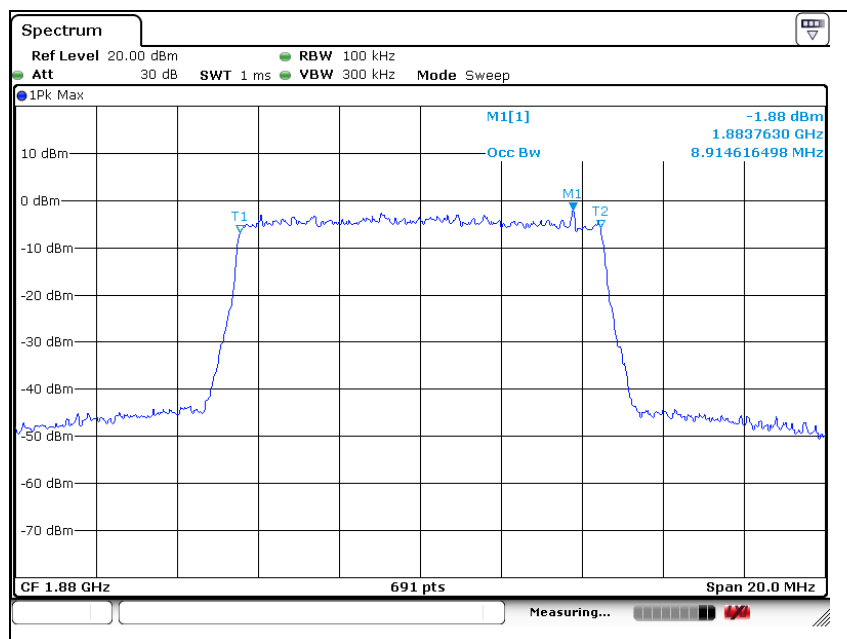
The results shown in this test report refer only to the sample(s) tested unless otherwise stated. This test report cannot be reproduced, except in full, without prior written permission of the Company. This test report does not assure KOLAS accreditation.

LTE band 2 (10 MHz - 16QAM)

Low Channel

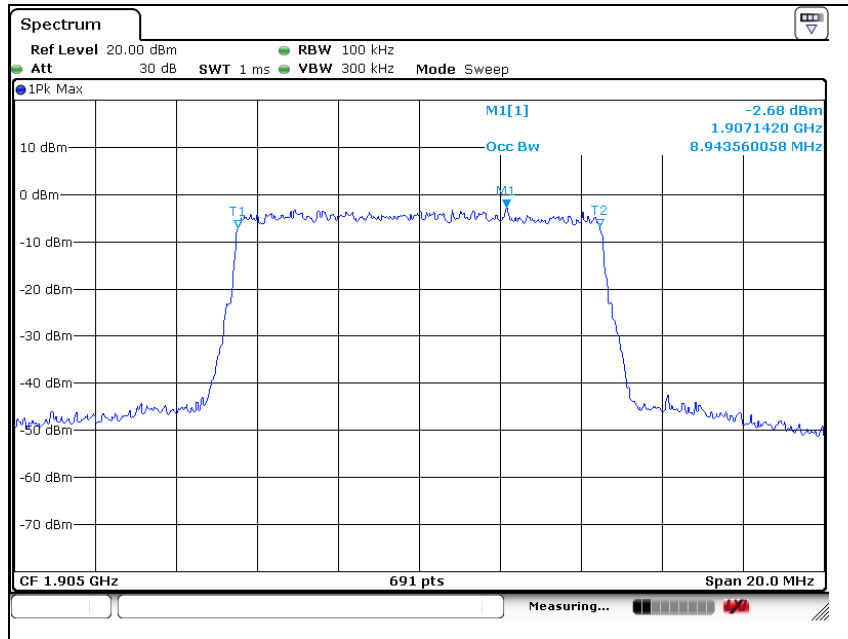


Middle Channel



The results shown in this test report refer only to the sample(s) tested unless otherwise stated. This test report cannot be reproduced, except in full, without prior written permission of the Company. This test report does not assure KOLAS accreditation.

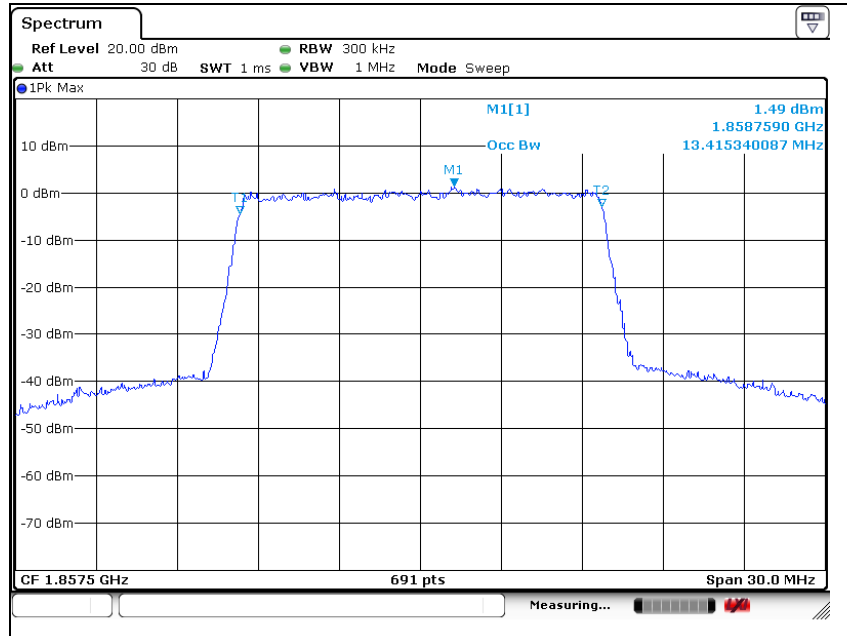
High Channel



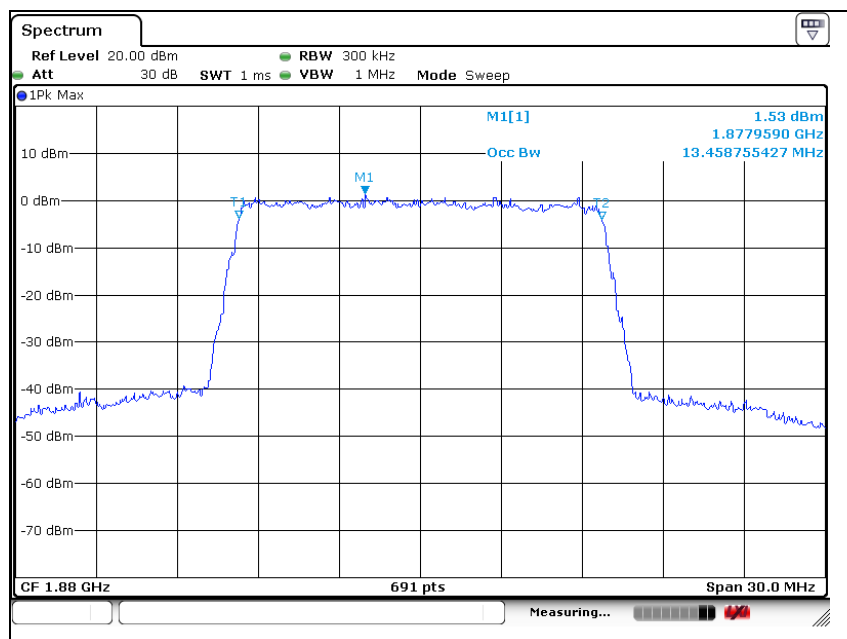
The results shown in this test report refer only to the sample(s) tested unless otherwise stated. This test report cannot be reproduced, except in full, without prior written permission of the Company. This test report does not assure KOLAS accreditation.

LTE band 2 (15 MHz - QPSK)

Low Channel

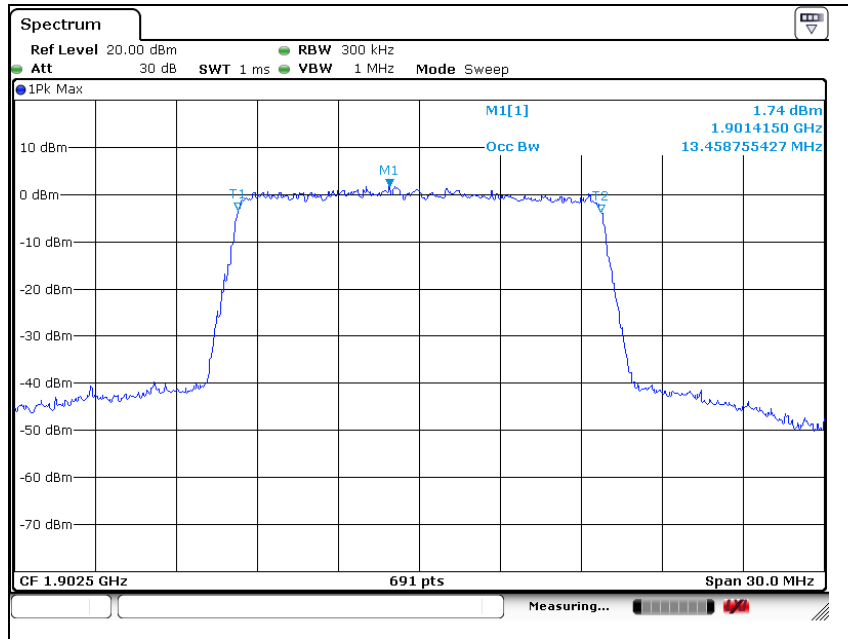


Middle Channel



The results shown in this test report refer only to the sample(s) tested unless otherwise stated. This test report cannot be reproduced, except in full, without prior written permission of the Company. This test report does not assure KOLAS accreditation.

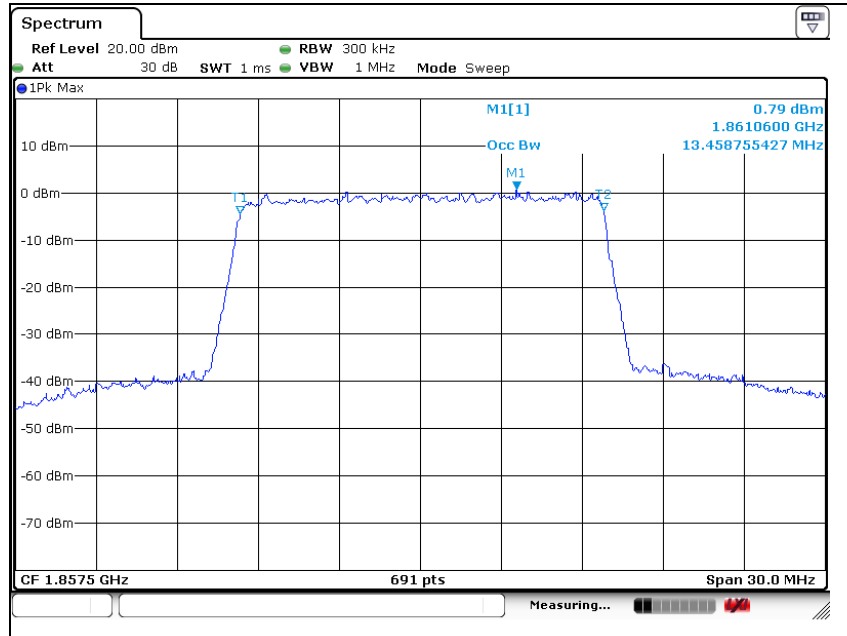
High Channel



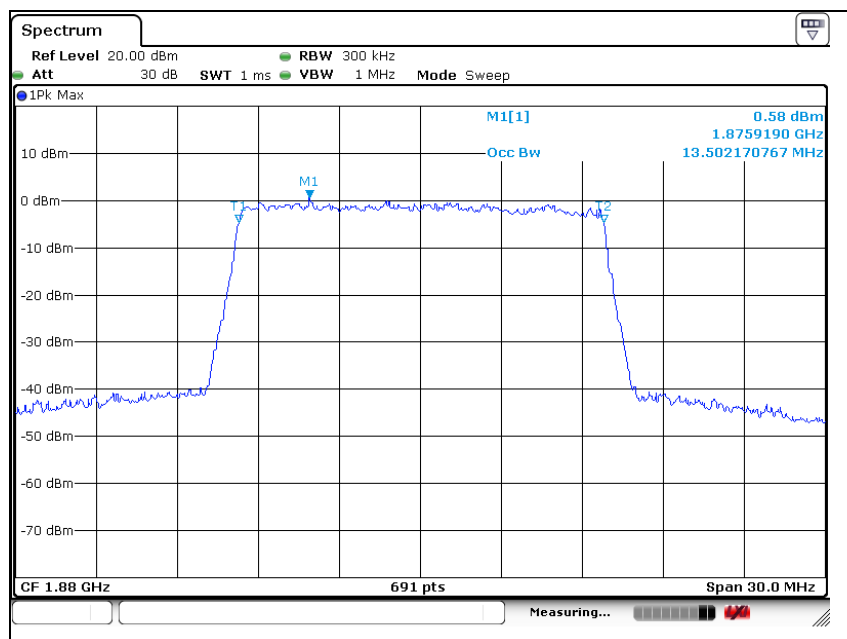
The results shown in this test report refer only to the sample(s) tested unless otherwise stated. This test report cannot be reproduced, except in full, without prior written permission of the Company. This test report does not assure KOLAS accreditation.

LTE band 2 (15 MHz - 16QAM)

Low Channel

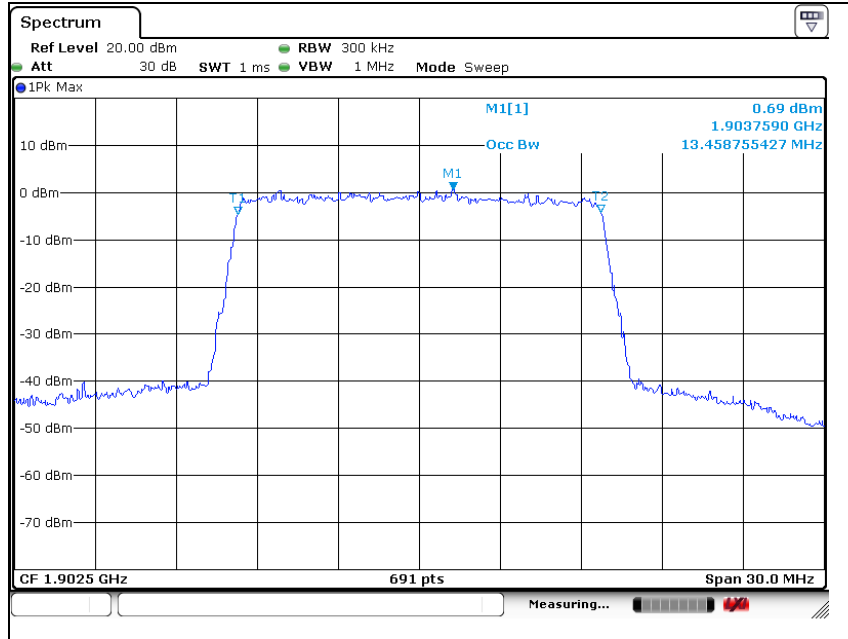


Middle Channel



The results shown in this test report refer only to the sample(s) tested unless otherwise stated. This test report cannot be reproduced, except in full, without prior written permission of the Company. This test report does not assure KOLAS accreditation.

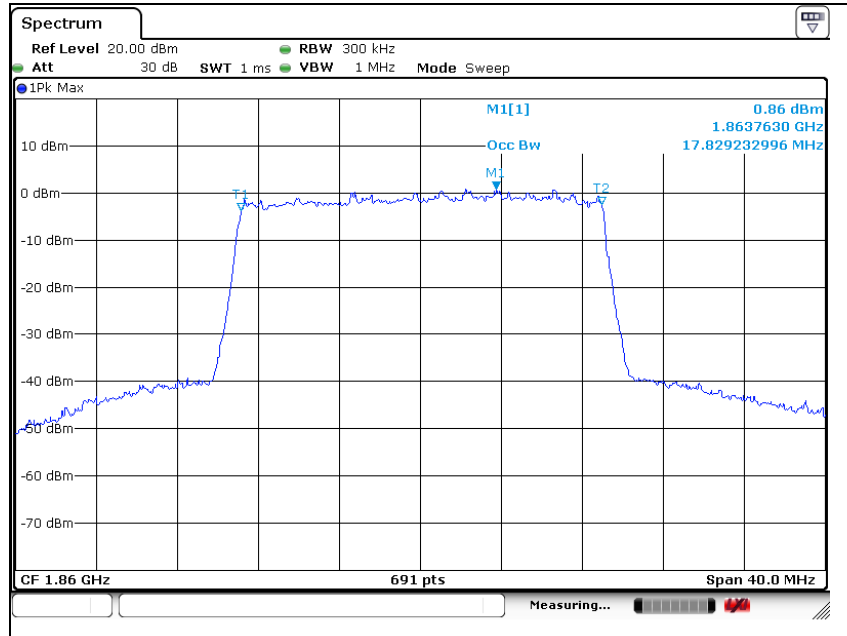
High Channel



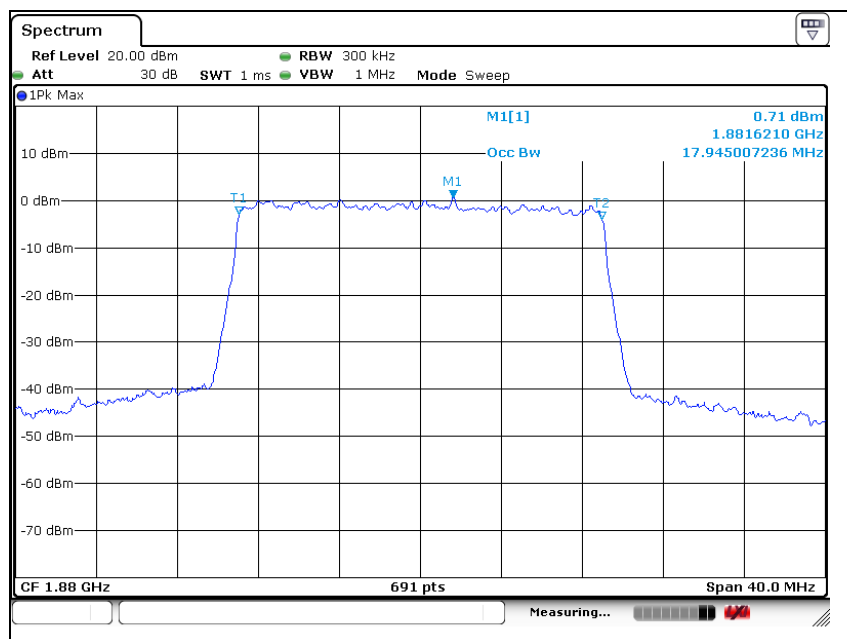
The results shown in this test report refer only to the sample(s) tested unless otherwise stated. This test report cannot be reproduced, except in full, without prior written permission of the Company. This test report does not assure KOLAS accreditation.

LTE band 2 (20 MHz - QPSK)

Low Channel

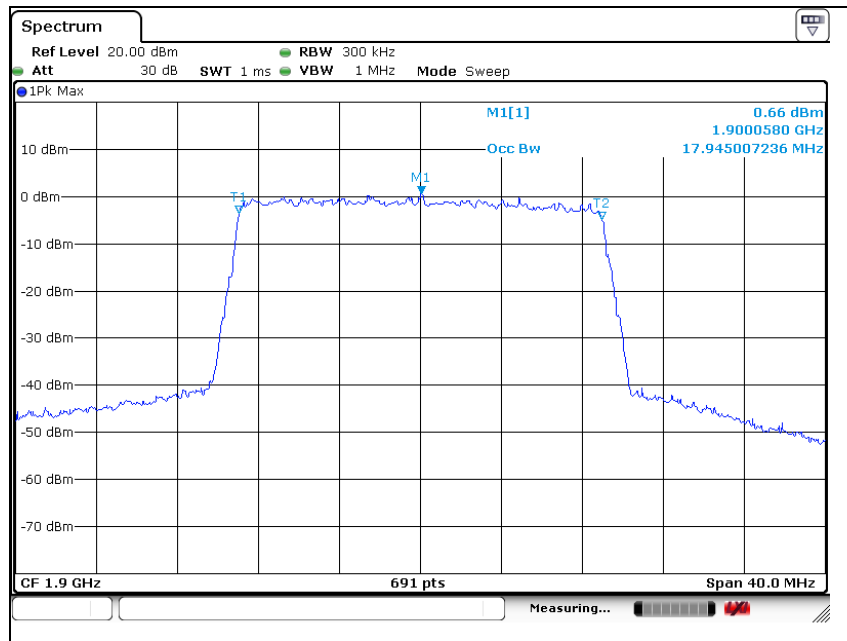


Middle Channel



The results shown in this test report refer only to the sample(s) tested unless otherwise stated. This test report cannot be reproduced, except in full, without prior written permission of the Company. This test report does not assure KOLAS accreditation.

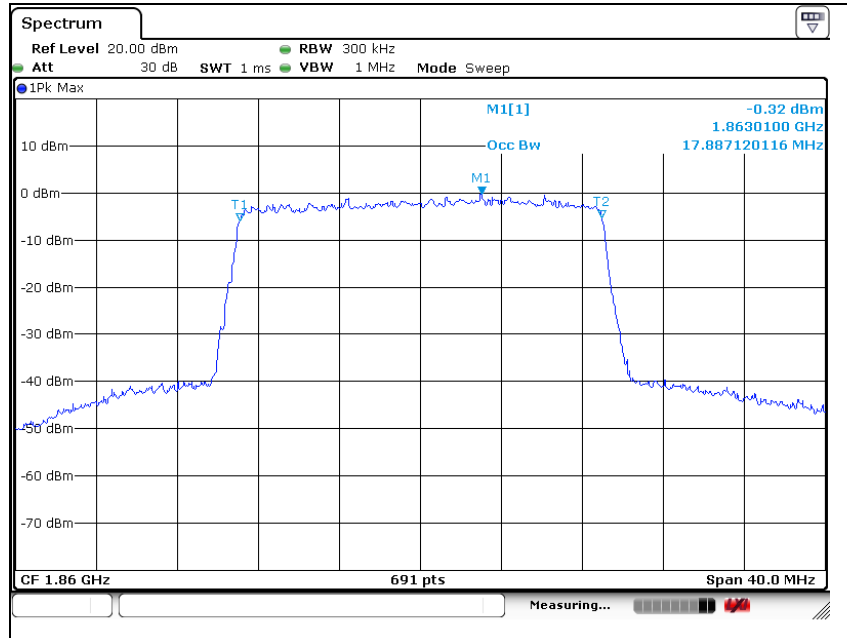
High Channel



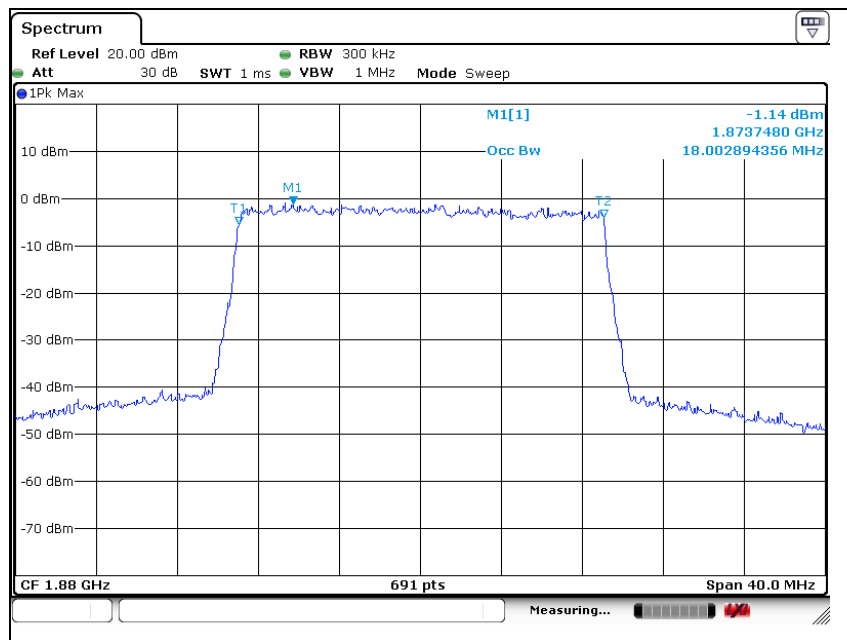
The results shown in this test report refer only to the sample(s) tested unless otherwise stated. This test report cannot be reproduced, except in full, without prior written permission of the Company. This test report does not assure KOLAS accreditation.

LTE band 2 (20 MHz - 16QAM)

Low Channel

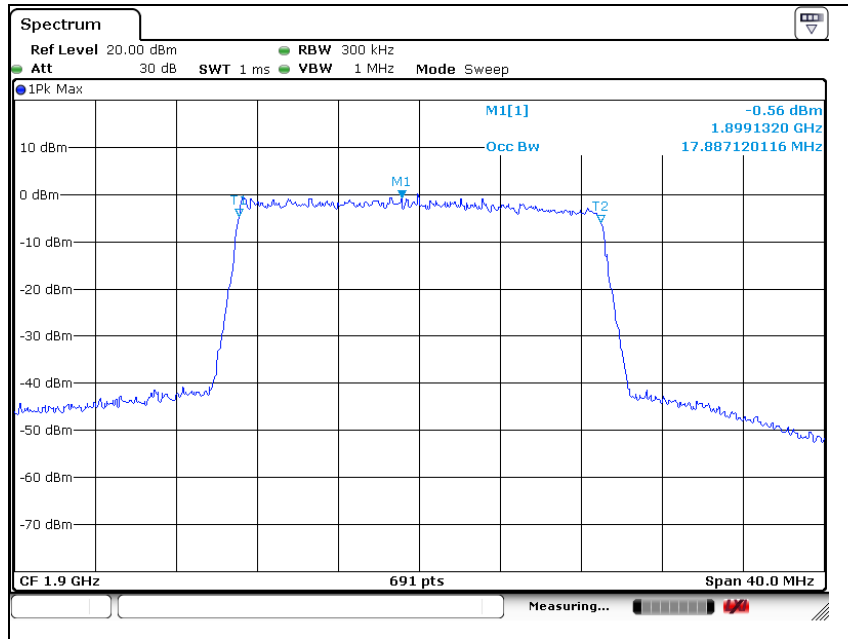


Middle Channel



The results shown in this test report refer only to the sample(s) tested unless otherwise stated. This test report cannot be reproduced, except in full, without prior written permission of the Company. This test report does not assure KOLAS accreditation.

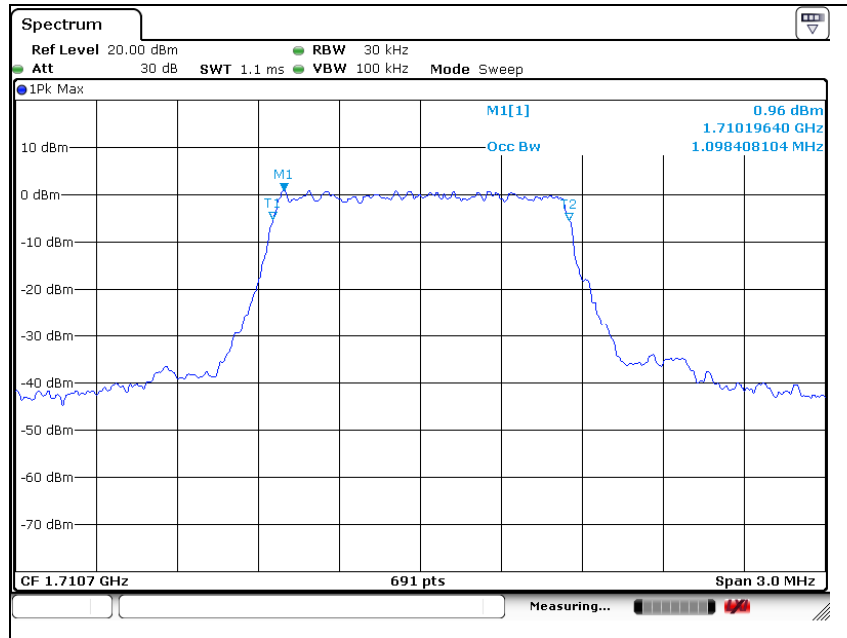
High Channel



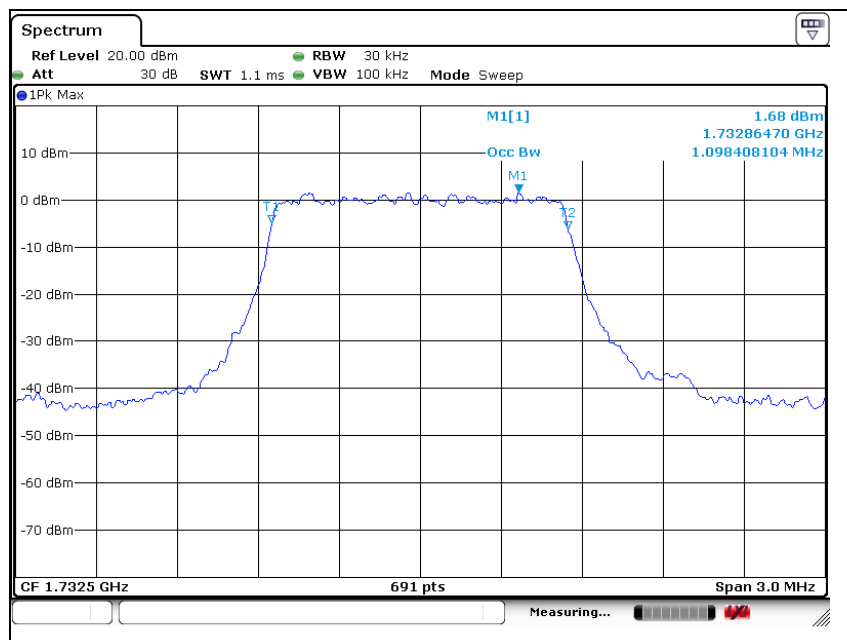
The results shown in this test report refer only to the sample(s) tested unless otherwise stated. This test report cannot be reproduced, except in full, without prior written permission of the Company. This test report does not assure KOLAS accreditation.

LTE band 4 (1.4 MHz - QPSK)

Low Channel

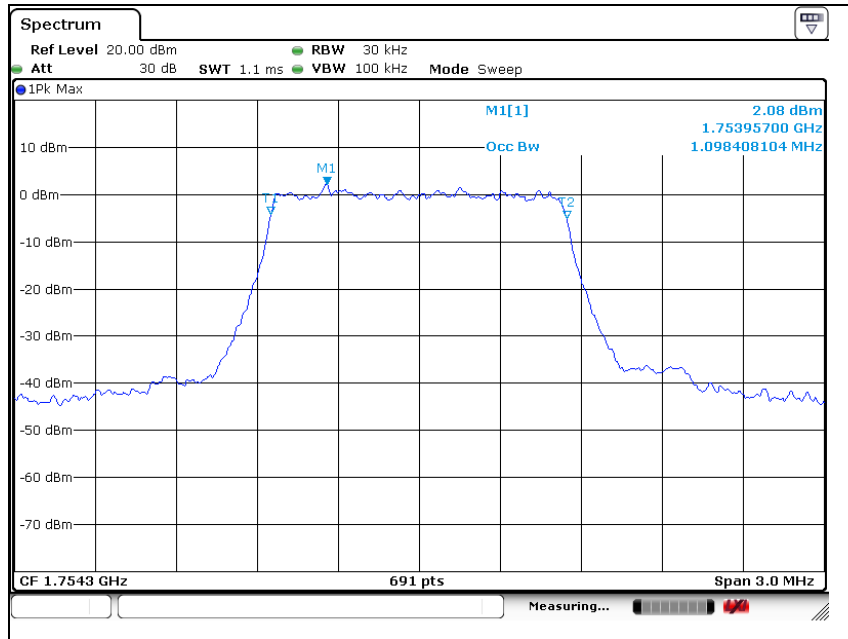


Middle Channel



The results shown in this test report refer only to the sample(s) tested unless otherwise stated. This test report cannot be reproduced, except in full, without prior written permission of the Company. This test report does not assure KOLAS accreditation.

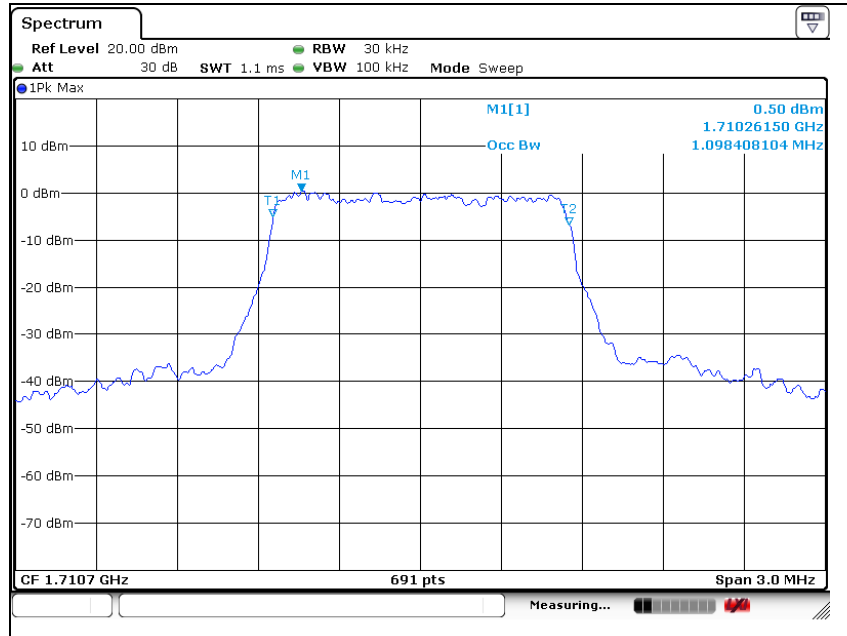
High Channel



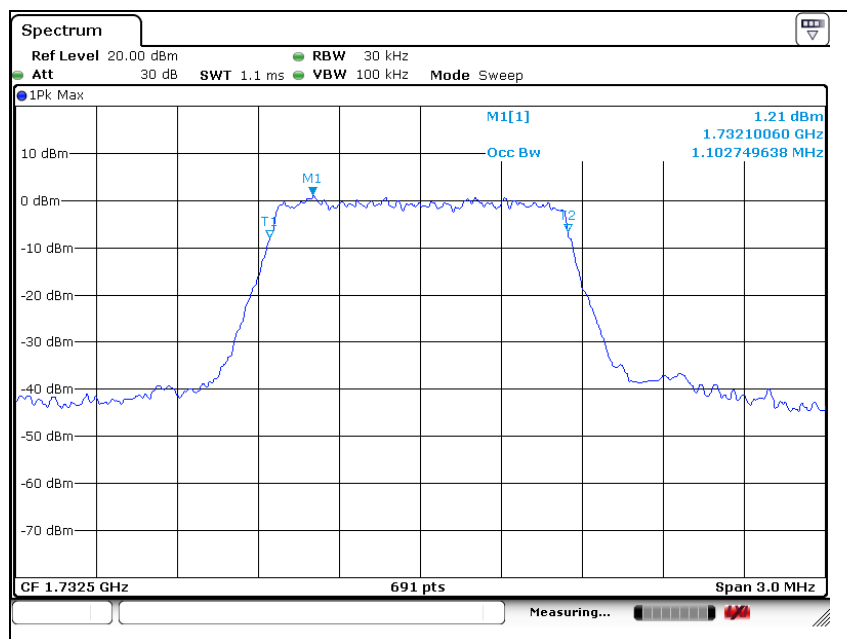
The results shown in this test report refer only to the sample(s) tested unless otherwise stated. This test report cannot be reproduced, except in full, without prior written permission of the Company. This test report does not assure KOLAS accreditation.

LTE band 4 (1.4 MHz - 16QAM)

Low Channel

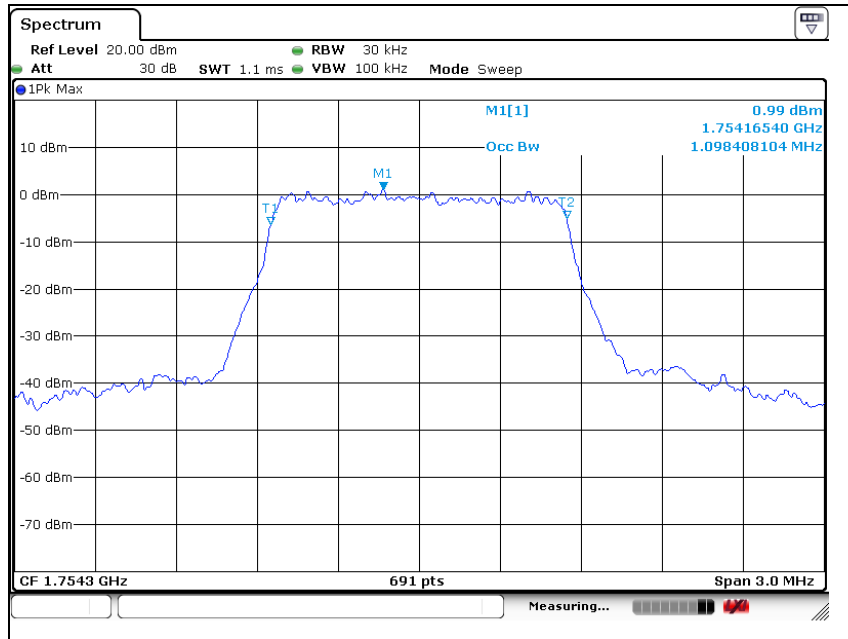


Middle Channel



The results shown in this test report refer only to the sample(s) tested unless otherwise stated. This test report cannot be reproduced, except in full, without prior written permission of the Company. This test report does not assure KOLAS accreditation.

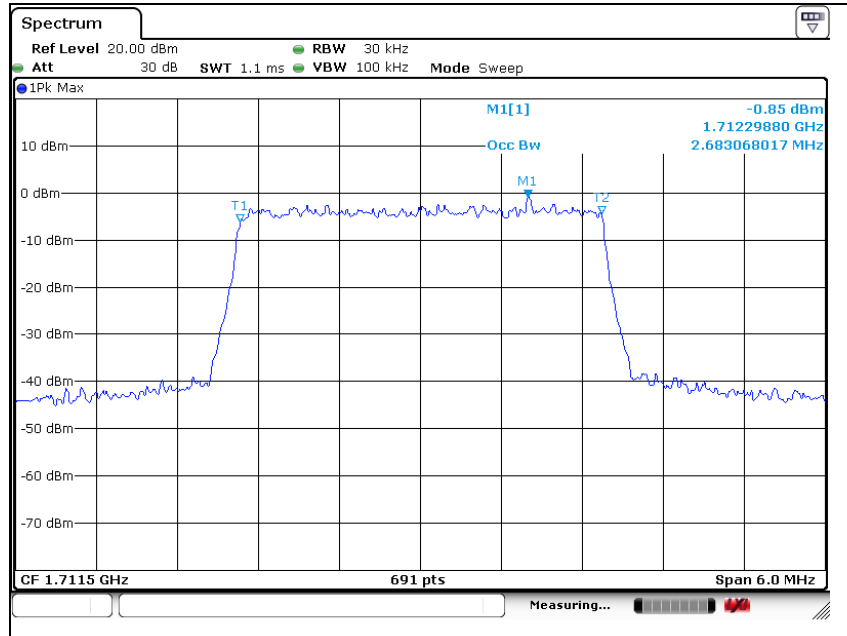
High Channel



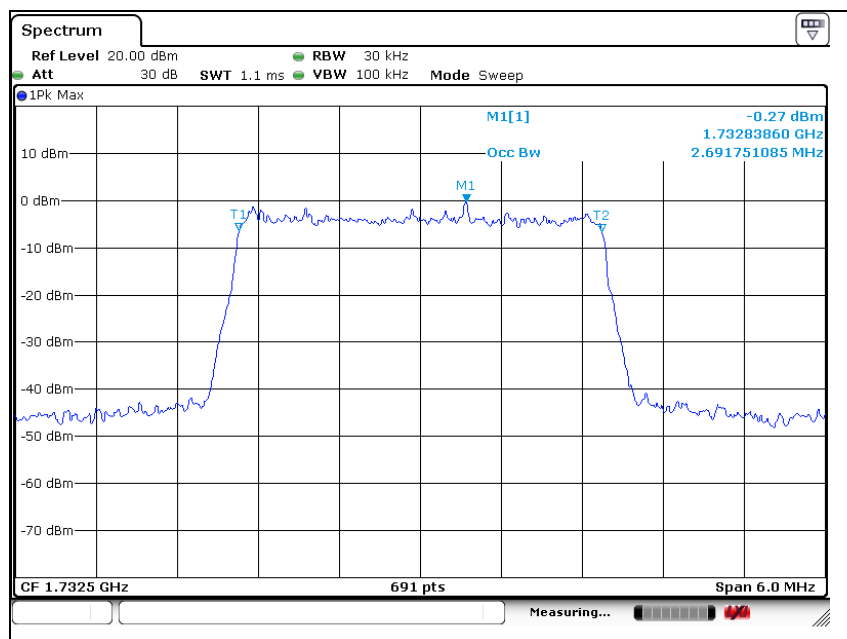
The results shown in this test report refer only to the sample(s) tested unless otherwise stated. This test report cannot be reproduced, except in full, without prior written permission of the Company. This test report does not assure KOLAS accreditation.

LTE band 4 (3 MHz - QPSK)

Low Channel

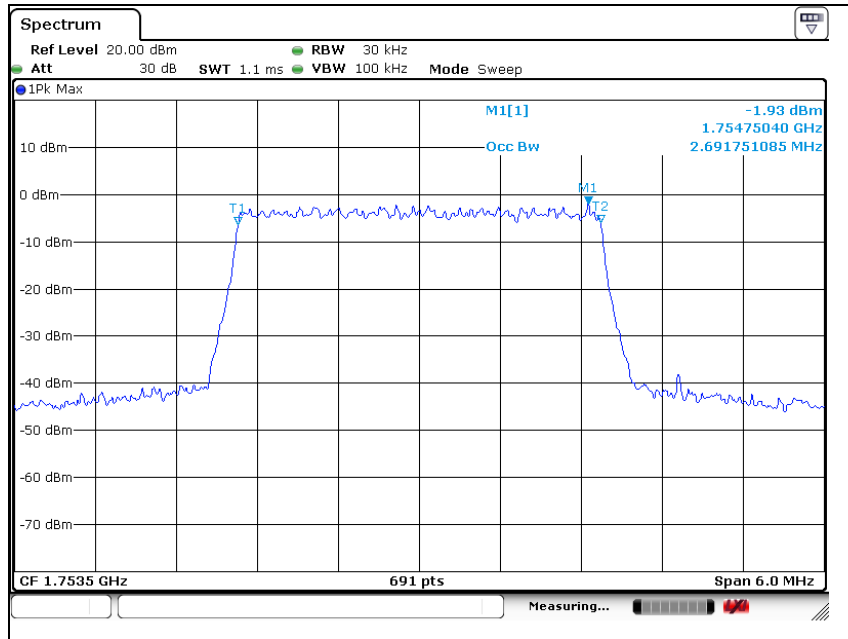


Middle Channel



The results shown in this test report refer only to the sample(s) tested unless otherwise stated. This test report cannot be reproduced, except in full, without prior written permission of the Company. This test report does not assure KOLAS accreditation.

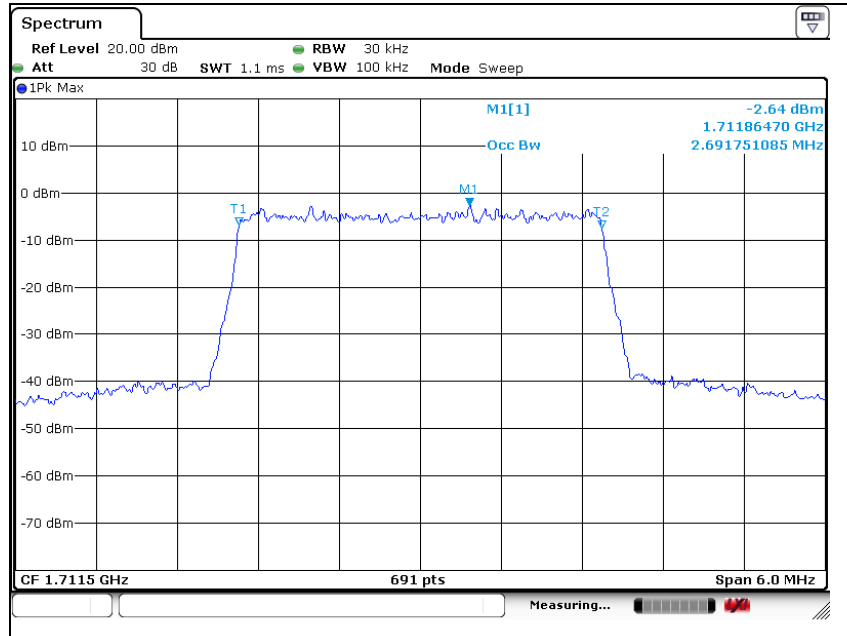
High Channel



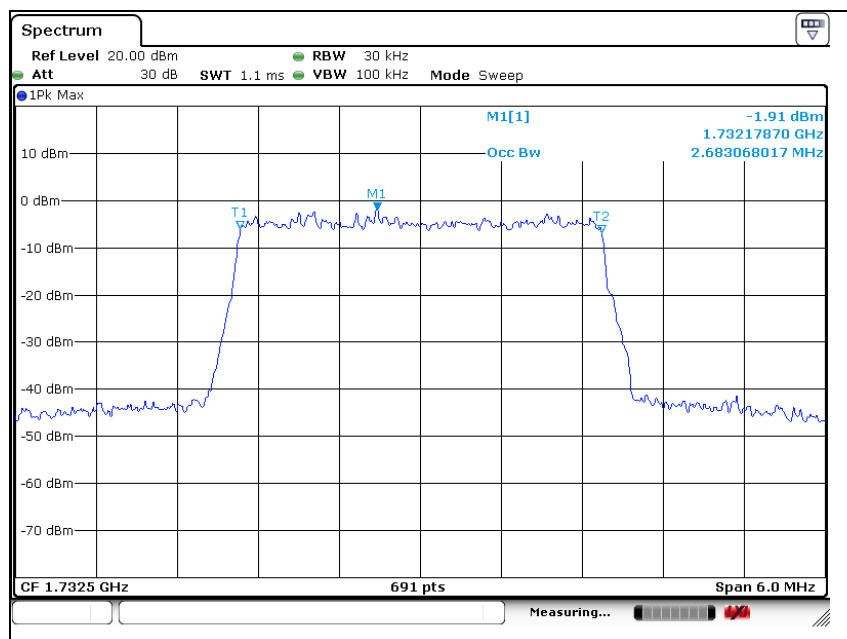
The results shown in this test report refer only to the sample(s) tested unless otherwise stated. This test report cannot be reproduced, except in full, without prior written permission of the Company. This test report does not assure KOLAS accreditation.

LTE band 4 (3 MHz - 16QAM)

Low Channel

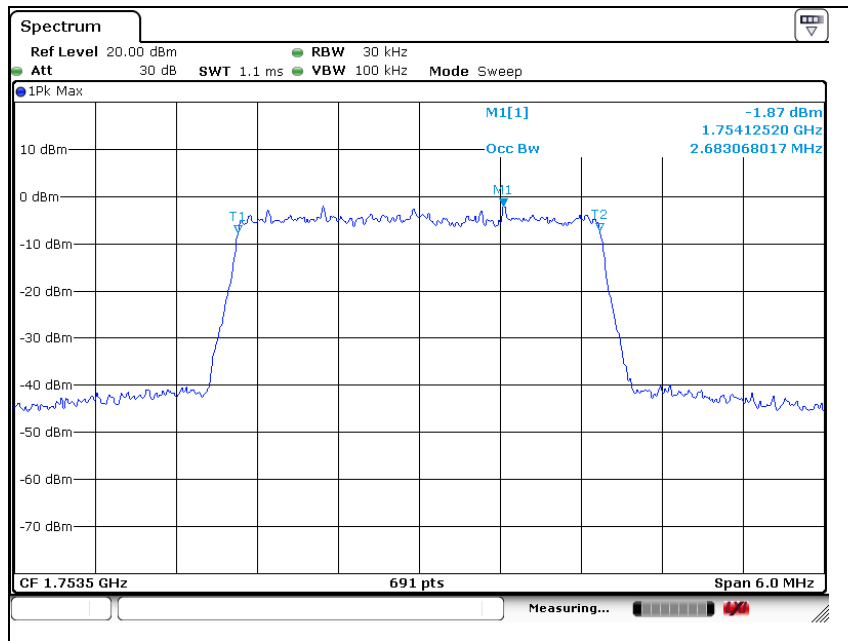


Middle Channel



The results shown in this test report refer only to the sample(s) tested unless otherwise stated. This test report cannot be reproduced, except in full, without prior written permission of the Company. This test report does not assure KOLAS accreditation.

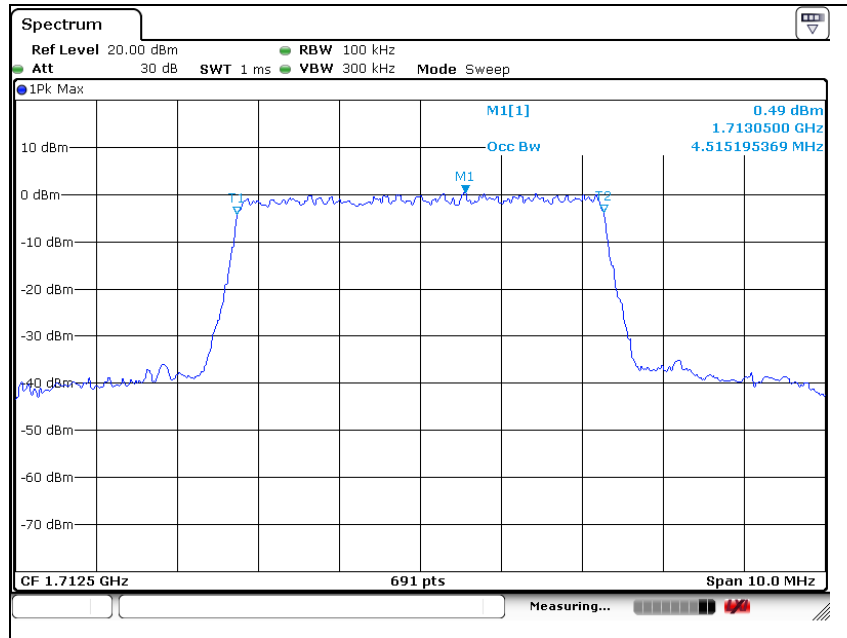
High Channel



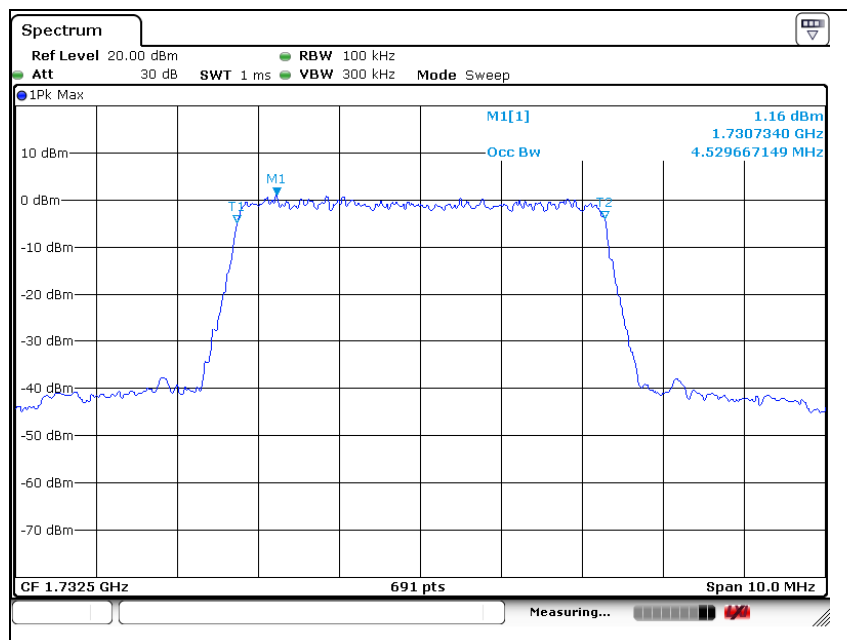
The results shown in this test report refer only to the sample(s) tested unless otherwise stated. This test report cannot be reproduced, except in full, without prior written permission of the Company. This test report does not assure KOLAS accreditation.

LTE band 4 (5 MHz - QPSK)

Low Channel

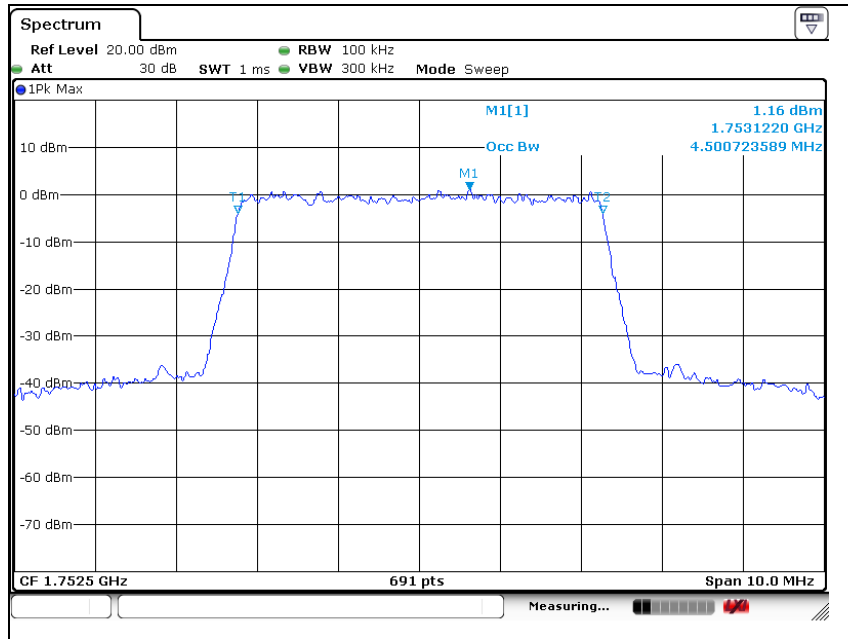


Middle Channel



The results shown in this test report refer only to the sample(s) tested unless otherwise stated. This test report cannot be reproduced, except in full, without prior written permission of the Company. This test report does not assure KOLAS accreditation.

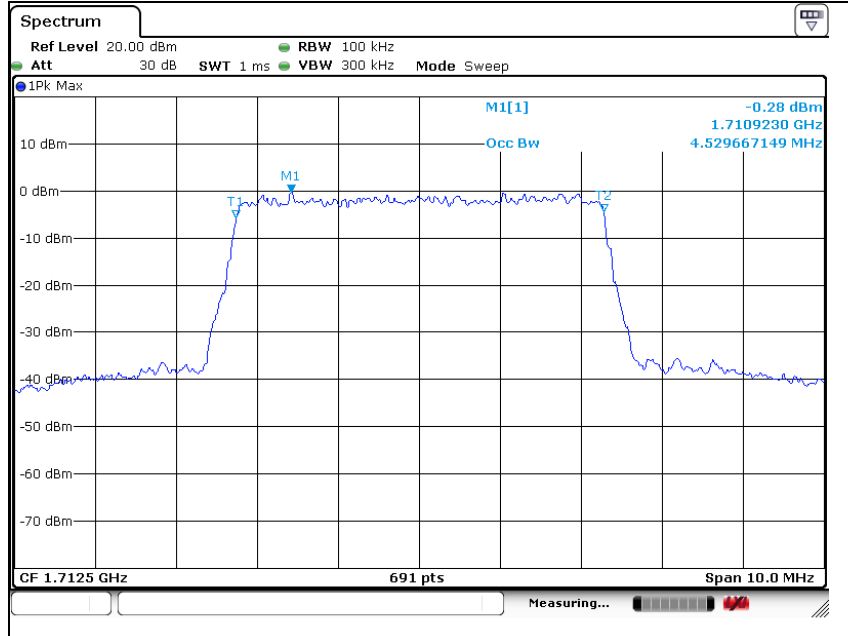
High Channel



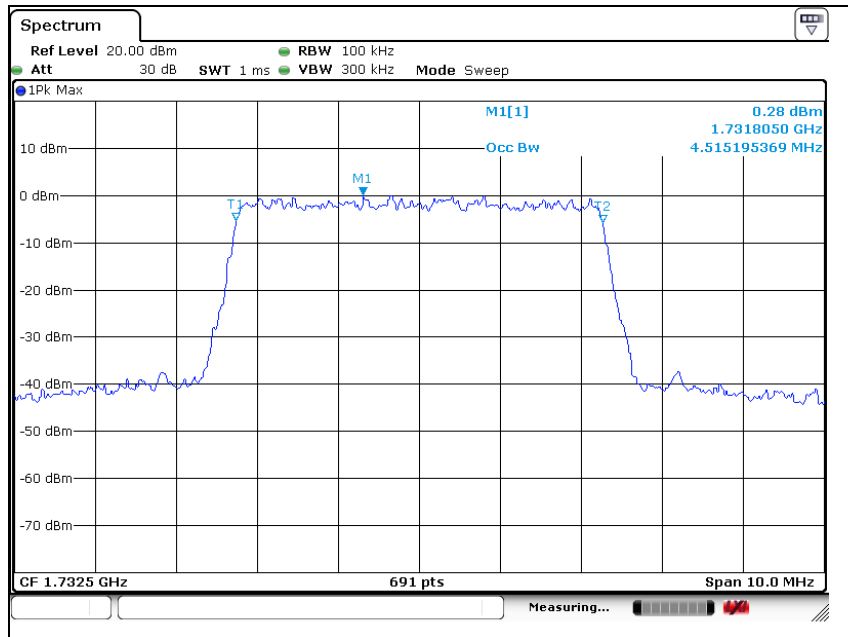
The results shown in this test report refer only to the sample(s) tested unless otherwise stated. This test report cannot be reproduced, except in full, without prior written permission of the Company. This test report does not assure KOLAS accreditation.

LTE band 4 (5 MHz - 16QAM)

Low Channel

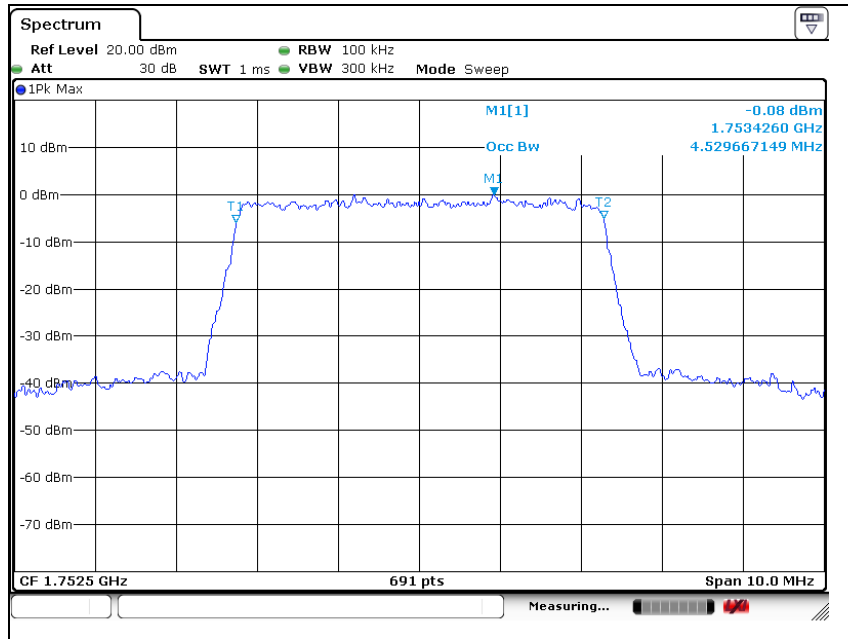


Middle Channel



The results shown in this test report refer only to the sample(s) tested unless otherwise stated. This test report cannot be reproduced, except in full, without prior written permission of the Company. This test report does not assure KOLAS accreditation.

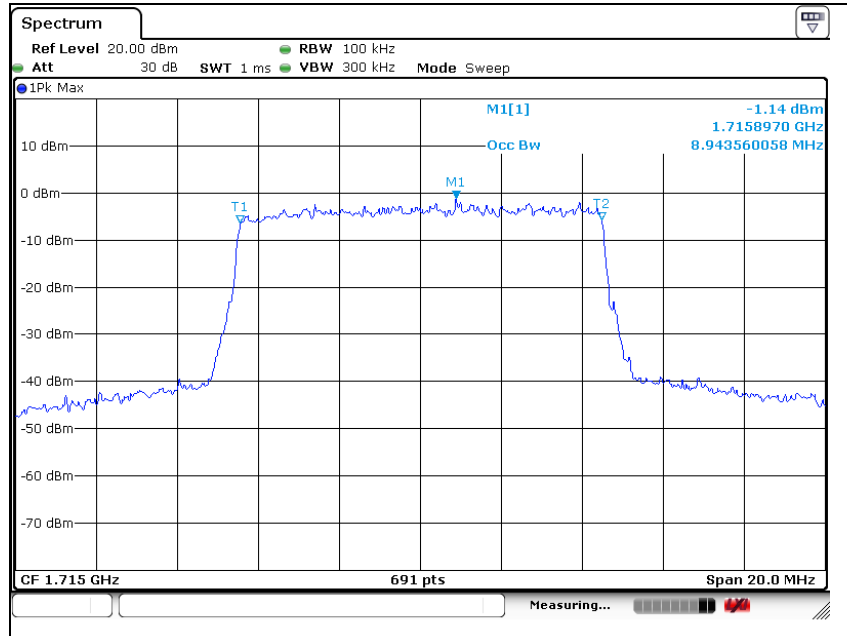
High Channel



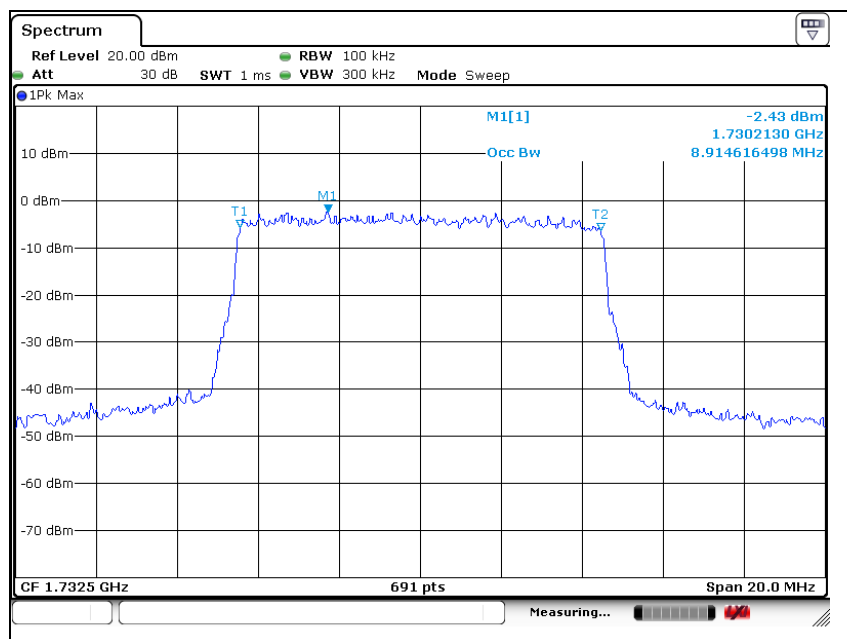
The results shown in this test report refer only to the sample(s) tested unless otherwise stated. This test report cannot be reproduced, except in full, without prior written permission of the Company. This test report does not assure KOLAS accreditation.

LTE band 4 (10 MHz - QPSK)

Low Channel

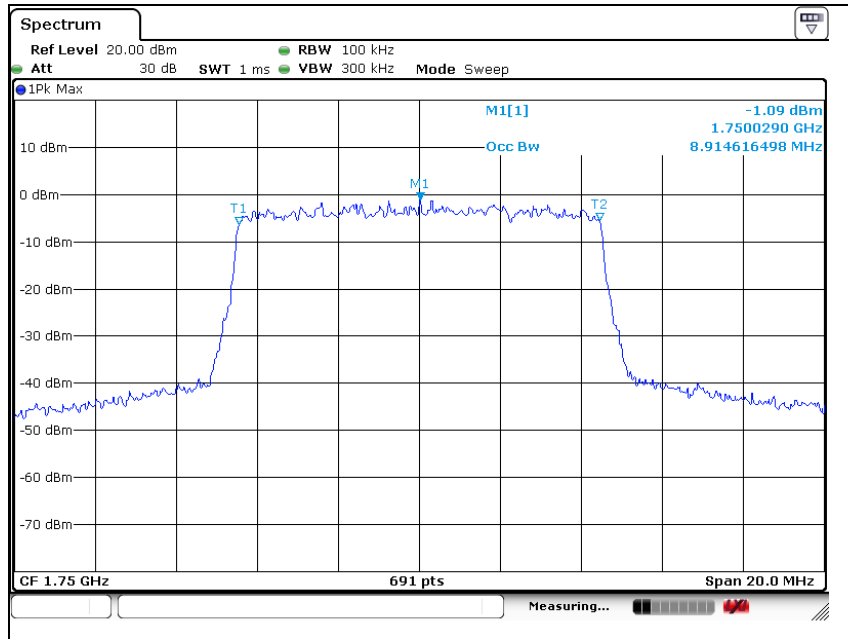


Middle Channel



The results shown in this test report refer only to the sample(s) tested unless otherwise stated. This test report cannot be reproduced, except in full, without prior written permission of the Company. This test report does not assure KOLAS accreditation.

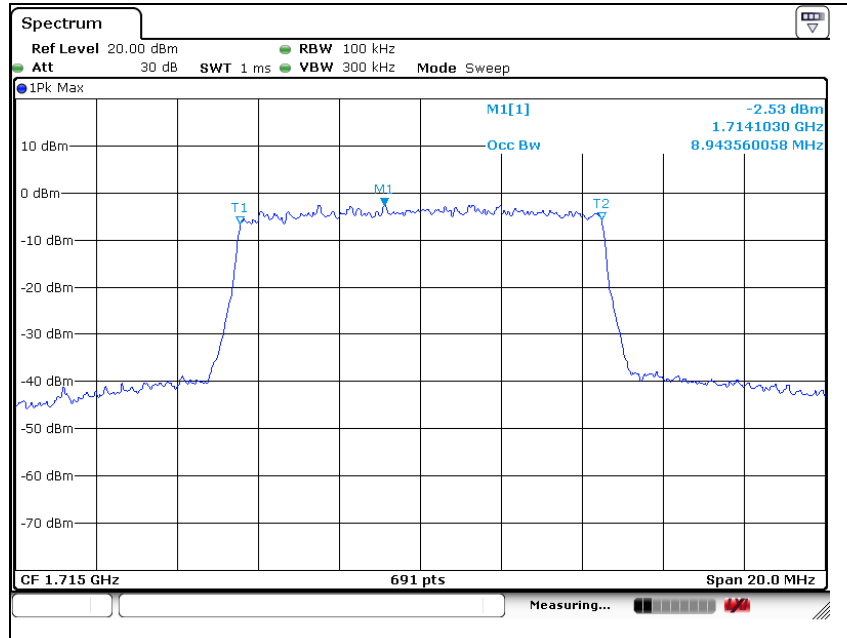
High Channel



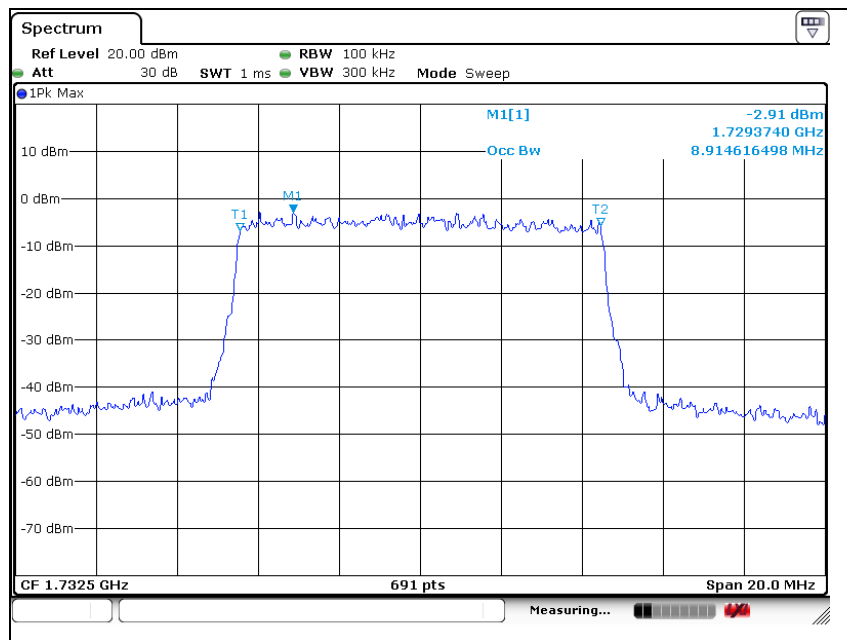
The results shown in this test report refer only to the sample(s) tested unless otherwise stated. This test report cannot be reproduced, except in full, without prior written permission of the Company. This test report does not assure KOLAS accreditation.

LTE band 4 (10 MHz - 16QAM)

Low Channel

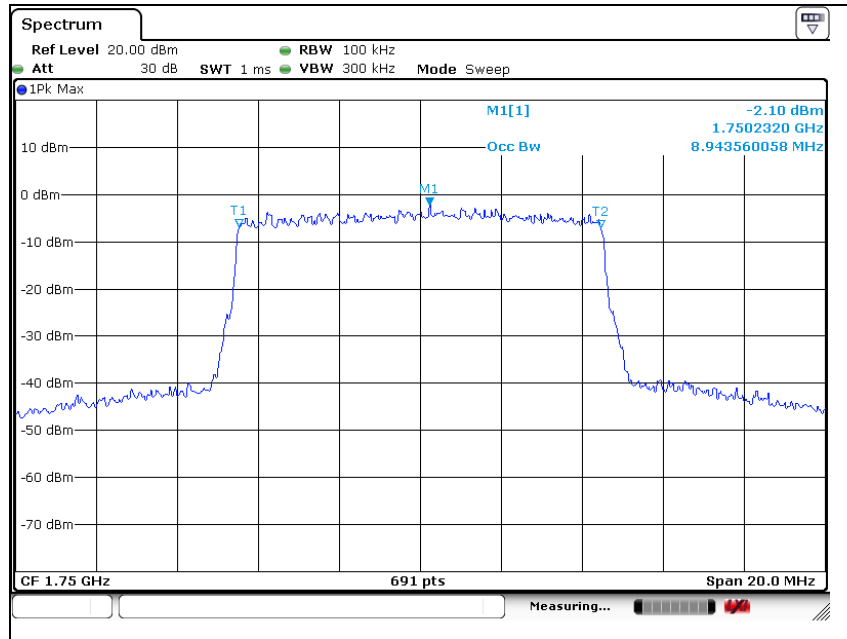


Middle Channel



The results shown in this test report refer only to the sample(s) tested unless otherwise stated. This test report cannot be reproduced, except in full, without prior written permission of the Company. This test report does not assure KOLAS accreditation.

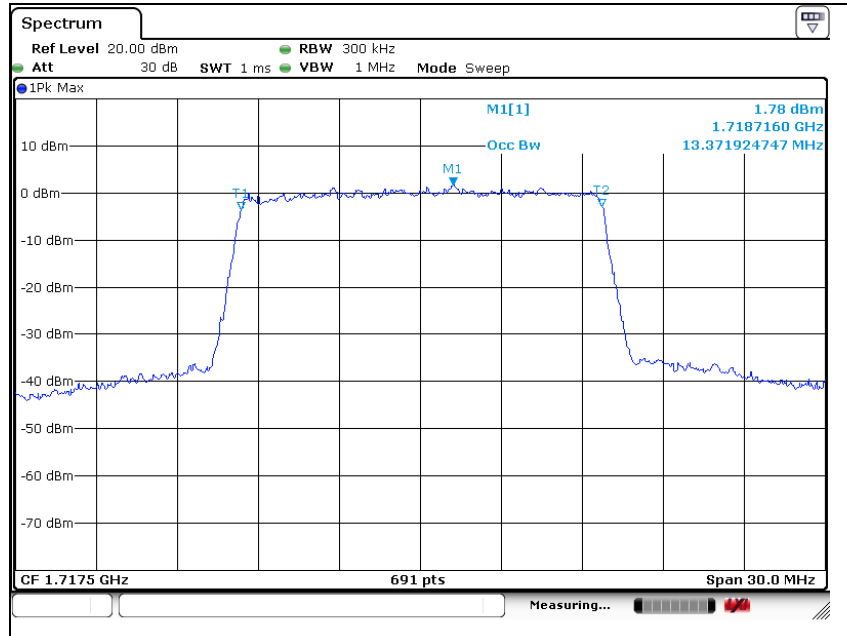
High Channel



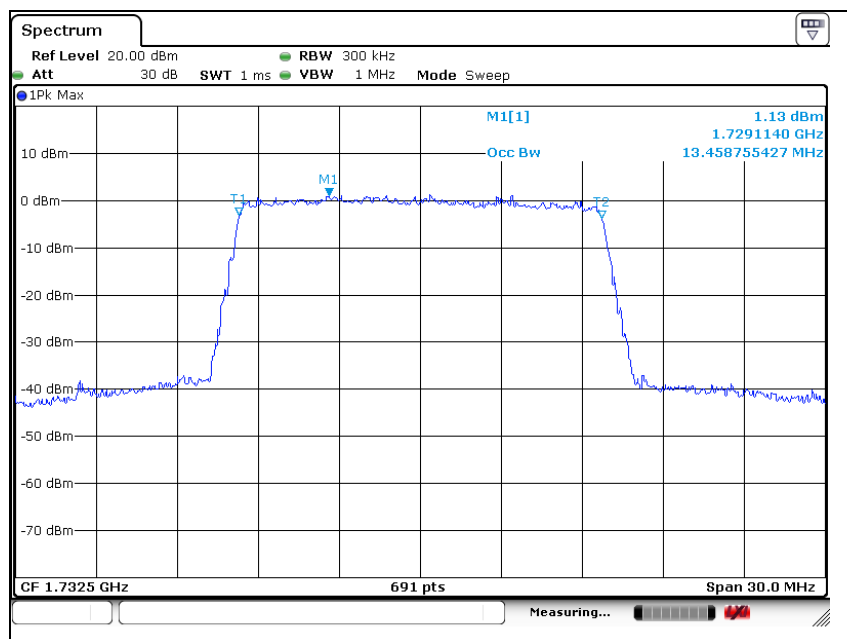
The results shown in this test report refer only to the sample(s) tested unless otherwise stated. This test report cannot be reproduced, except in full, without prior written permission of the Company. This test report does not assure KOLAS accreditation.

LTE band 4 (15 MHz - QPSK)

Low Channel

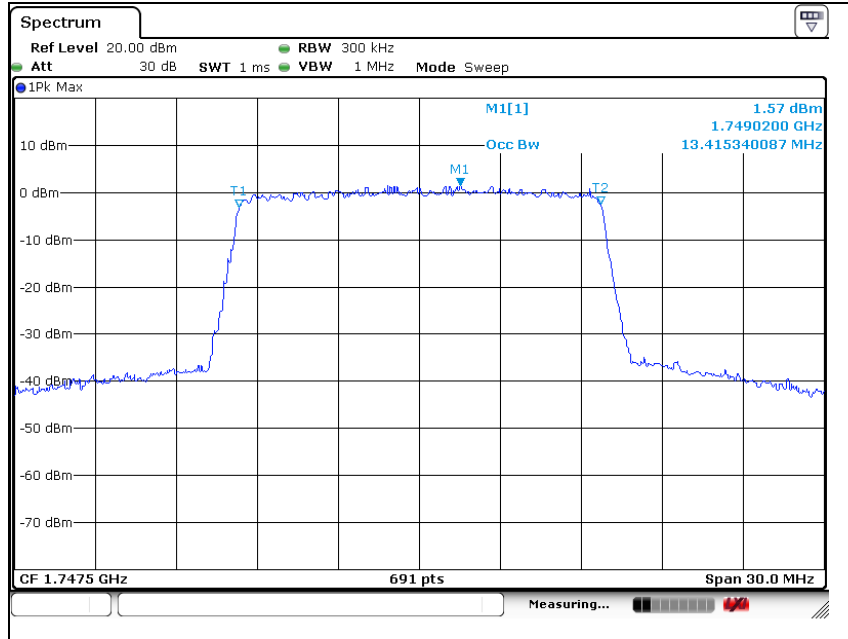


Middle Channel



The results shown in this test report refer only to the sample(s) tested unless otherwise stated. This test report cannot be reproduced, except in full, without prior written permission of the Company. This test report does not assure KOLAS accreditation.

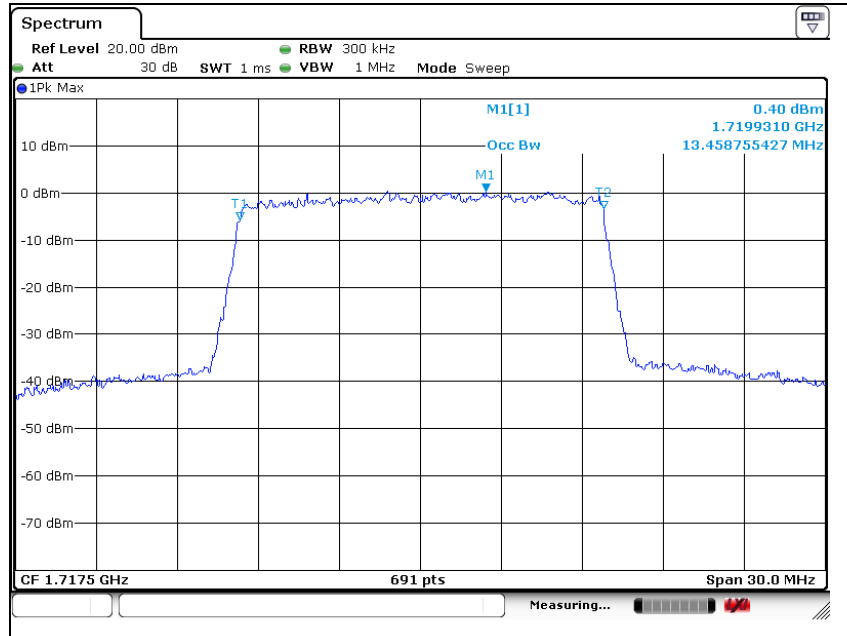
High Channel



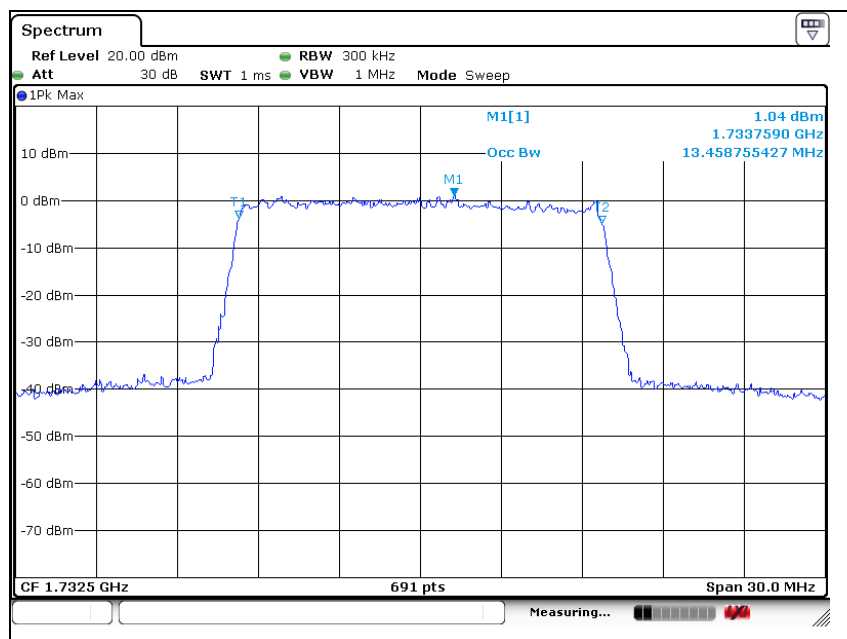
The results shown in this test report refer only to the sample(s) tested unless otherwise stated. This test report cannot be reproduced, except in full, without prior written permission of the Company. This test report does not assure KOLAS accreditation.

LTE band 4 (15 MHz - 16QAM)

Low Channel

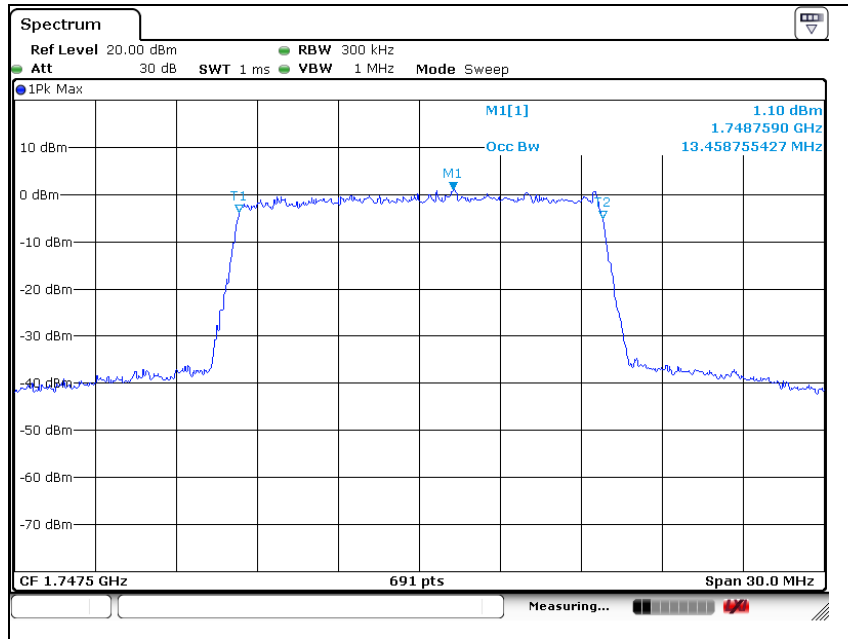


Middle Channel



The results shown in this test report refer only to the sample(s) tested unless otherwise stated. This test report cannot be reproduced, except in full, without prior written permission of the Company. This test report does not assure KOLAS accreditation.

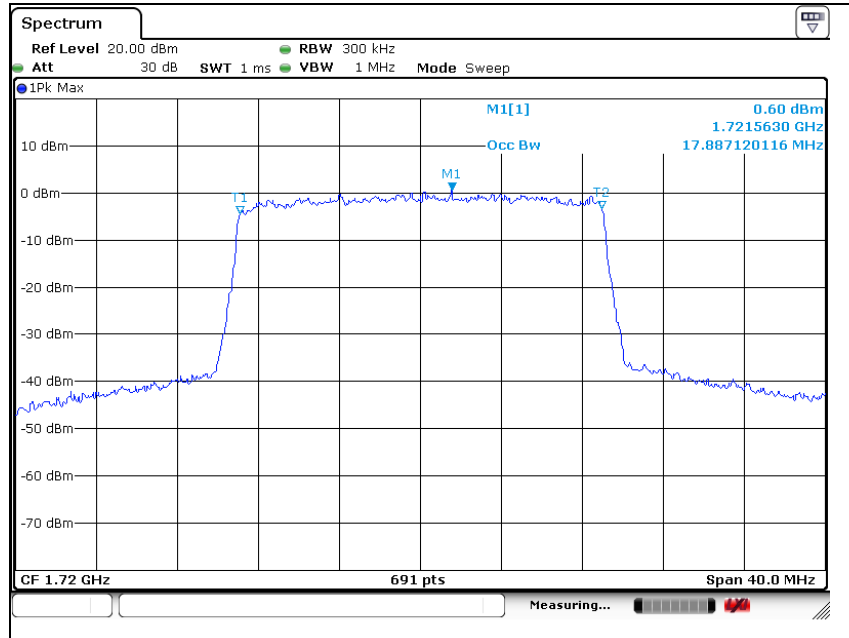
High Channel



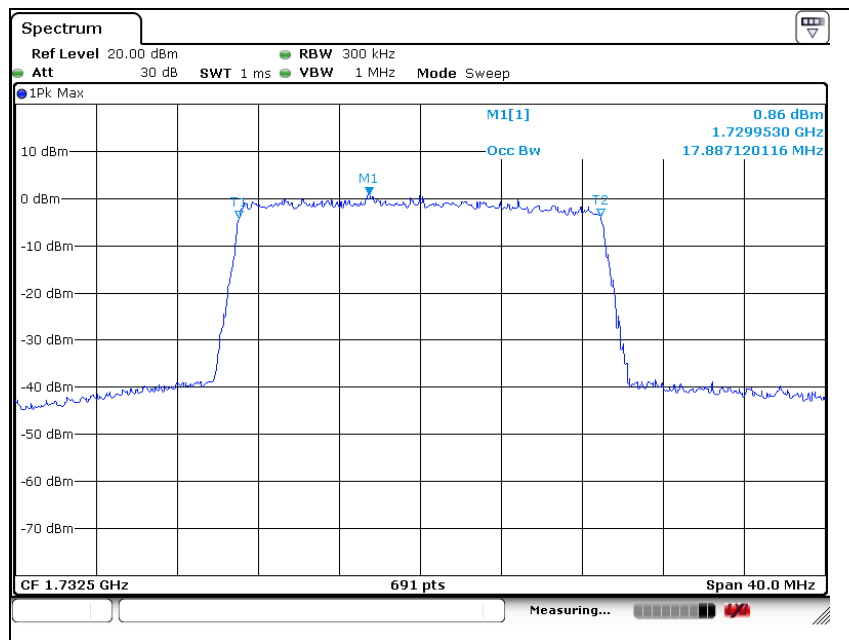
The results shown in this test report refer only to the sample(s) tested unless otherwise stated. This test report cannot be reproduced, except in full, without prior written permission of the Company. This test report does not assure KOLAS accreditation.

LTE band 4 (20 MHz - QPSK)

Low Channel

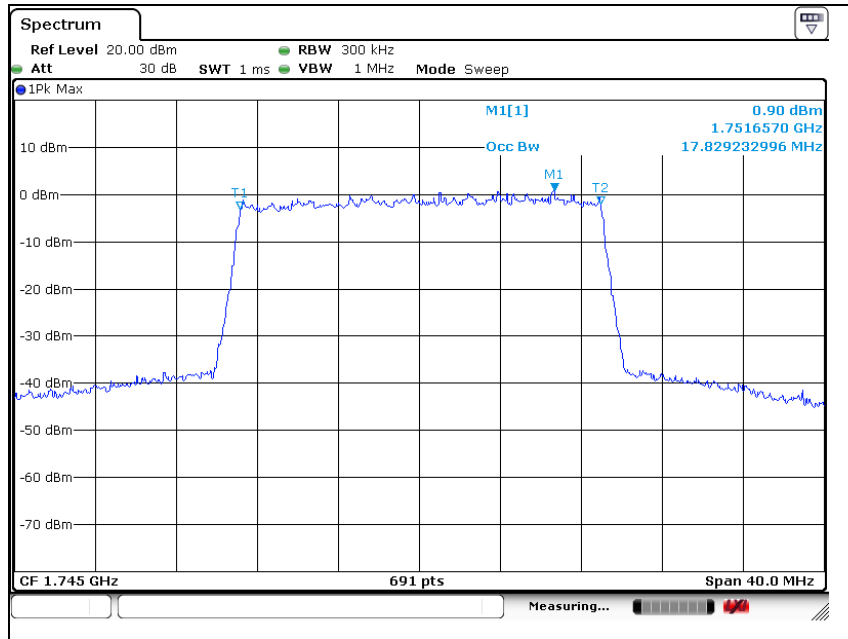


Middle Channel



The results shown in this test report refer only to the sample(s) tested unless otherwise stated. This test report cannot be reproduced, except in full, without prior written permission of the Company. This test report does not assure KOLAS accreditation.

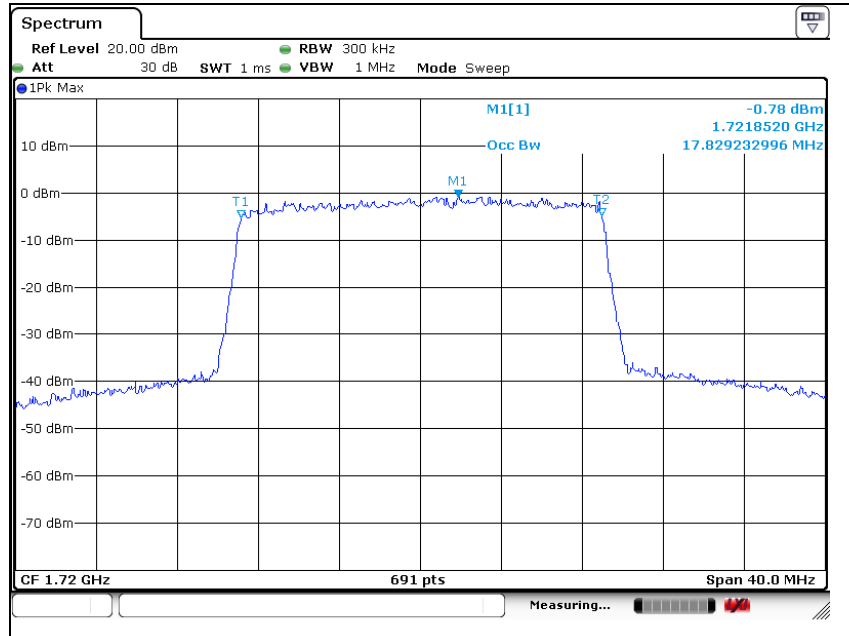
High Channel



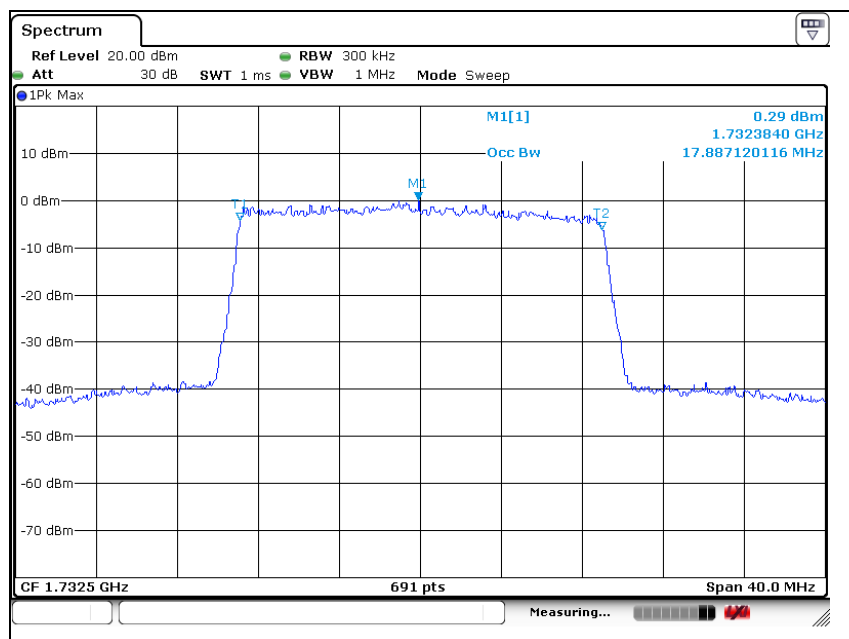
The results shown in this test report refer only to the sample(s) tested unless otherwise stated. This test report cannot be reproduced, except in full, without prior written permission of the Company. This test report does not assure KOLAS accreditation.

LTE band 4 (20 MHz - 16QAM)

Low Channel

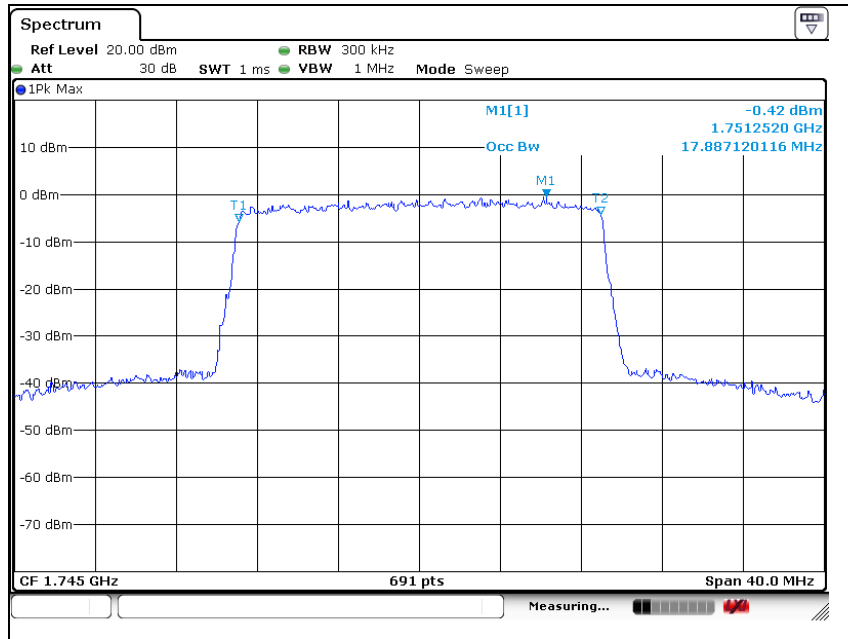


Middle Channel



The results shown in this test report refer only to the sample(s) tested unless otherwise stated. This test report cannot be reproduced, except in full, without prior written permission of the Company. This test report does not assure KOLAS accreditation.

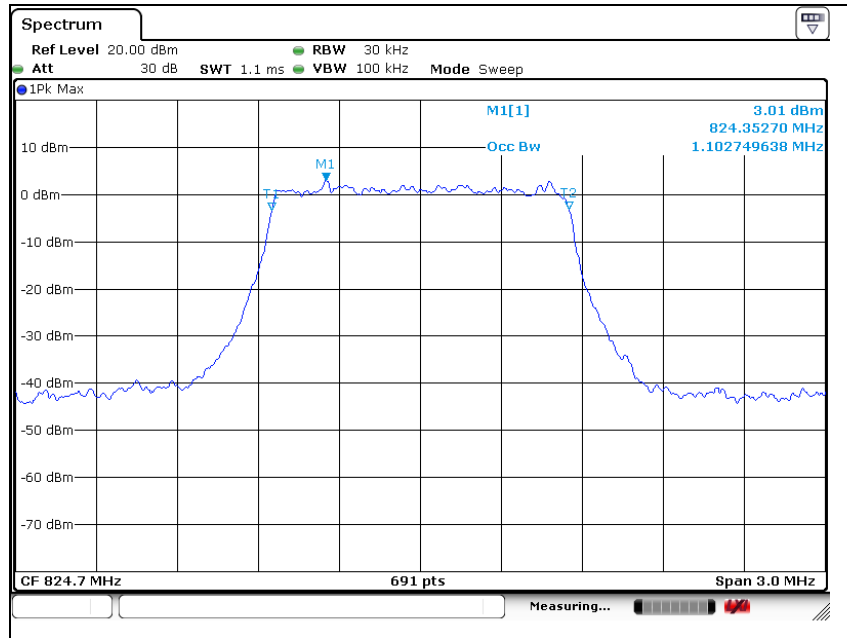
High Channel



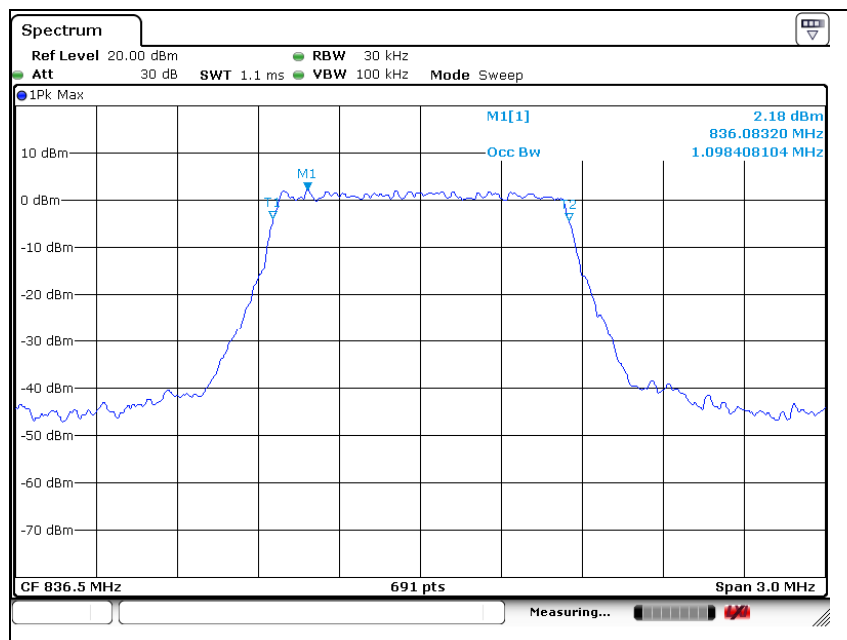
The results shown in this test report refer only to the sample(s) tested unless otherwise stated. This test report cannot be reproduced, except in full, without prior written permission of the Company. This test report does not assure KOLAS accreditation.

LTE band 5 (1.4 MHz - QPSK)

Low Channel

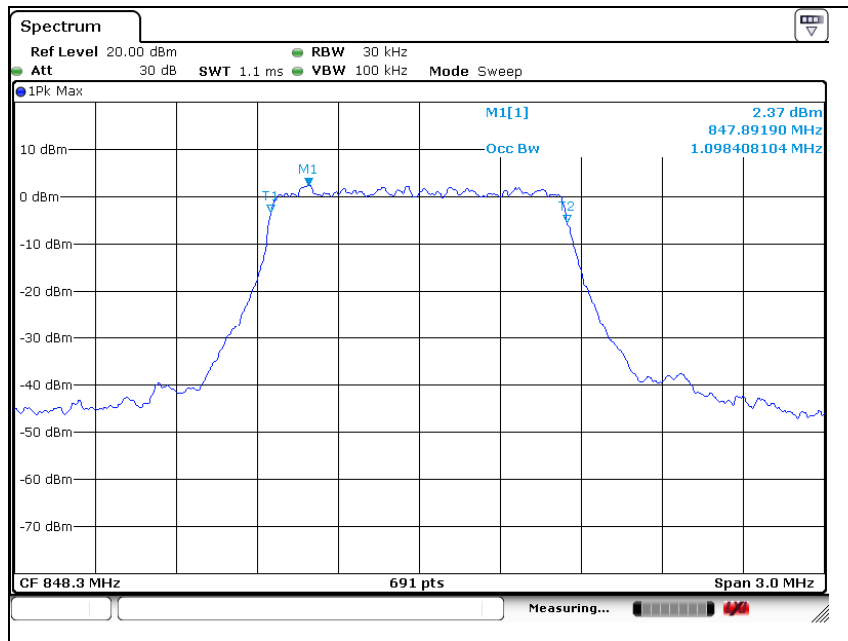


Middle Channel



The results shown in this test report refer only to the sample(s) tested unless otherwise stated. This test report cannot be reproduced, except in full, without prior written permission of the Company. This test report does not assure KOLAS accreditation.

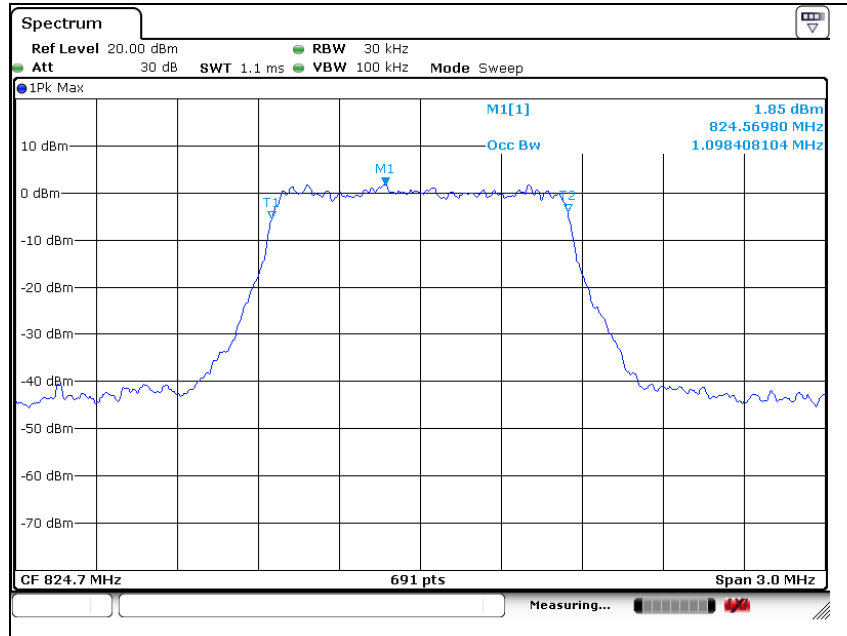
High Channel



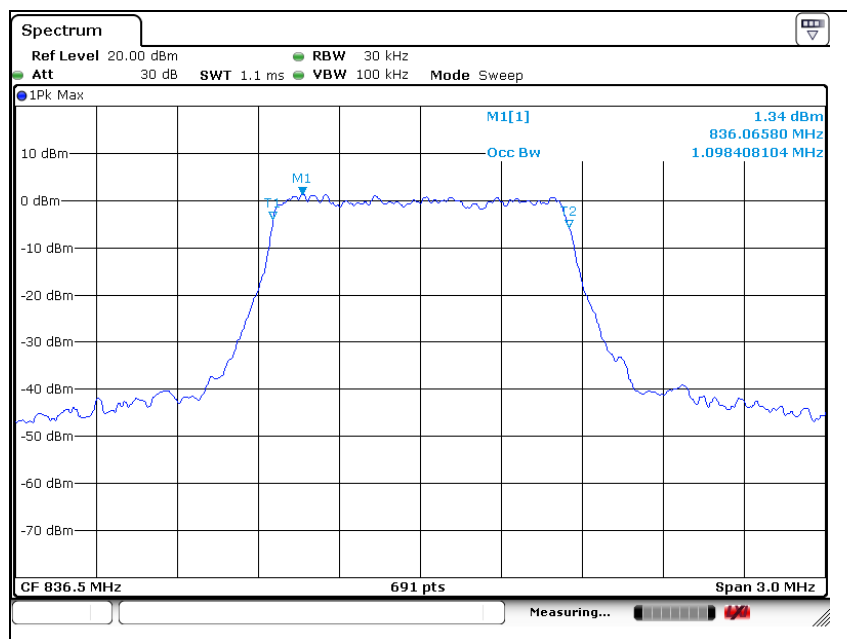
The results shown in this test report refer only to the sample(s) tested unless otherwise stated. This test report cannot be reproduced, except in full, without prior written permission of the Company. This test report does not assure KOLAS accreditation.

LTE band 5 (1.4 MHz - 16QAM)

Low Channel

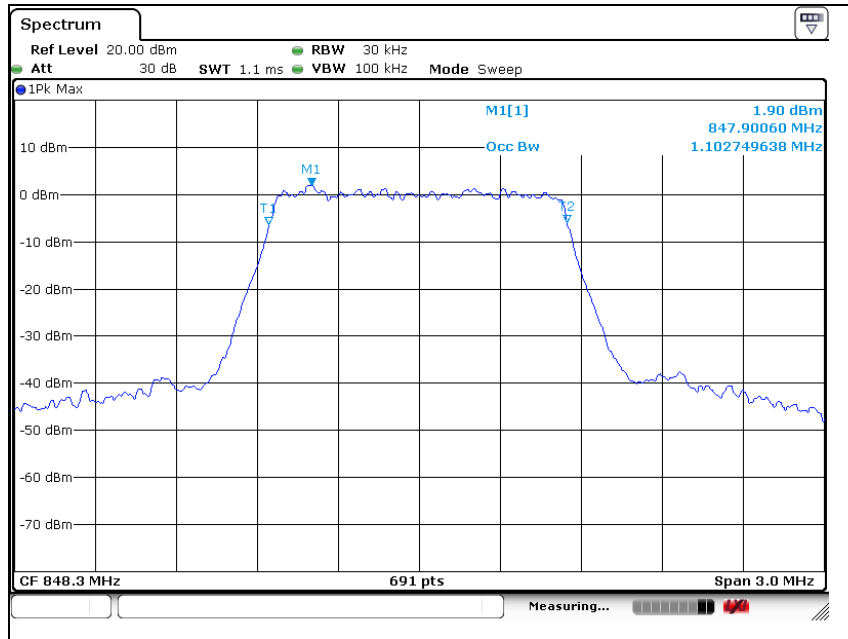


Middle Channel



The results shown in this test report refer only to the sample(s) tested unless otherwise stated. This test report cannot be reproduced, except in full, without prior written permission of the Company. This test report does not assure KOLAS accreditation.

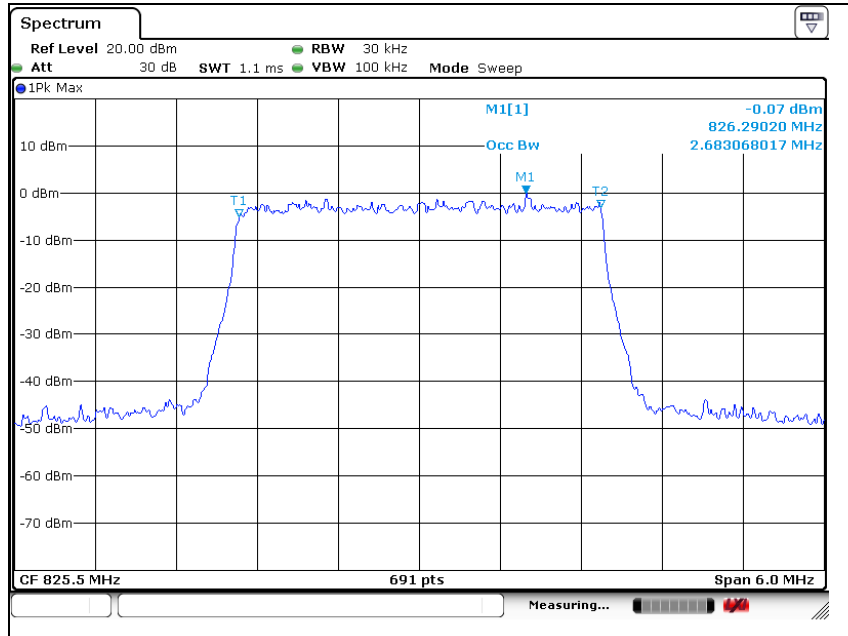
High Channel



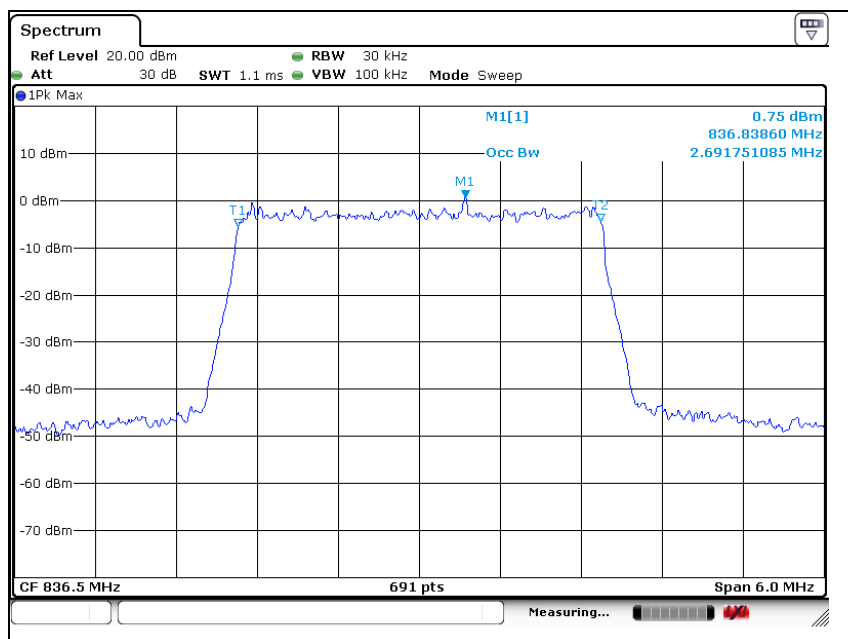
The results shown in this test report refer only to the sample(s) tested unless otherwise stated. This test report cannot be reproduced, except in full, without prior written permission of the Company. This test report does not assure KOLAS accreditation.

LTE band 5 (3 MHz - QPSK)

Low Channel

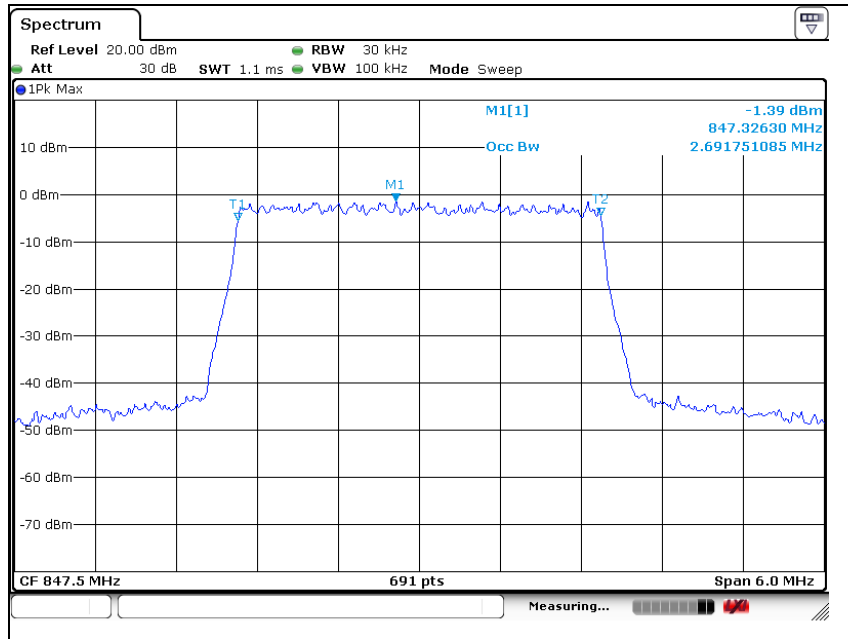


Middle Channel



The results shown in this test report refer only to the sample(s) tested unless otherwise stated. This test report cannot be reproduced, except in full, without prior written permission of the Company. This test report does not assure KOLAS accreditation.

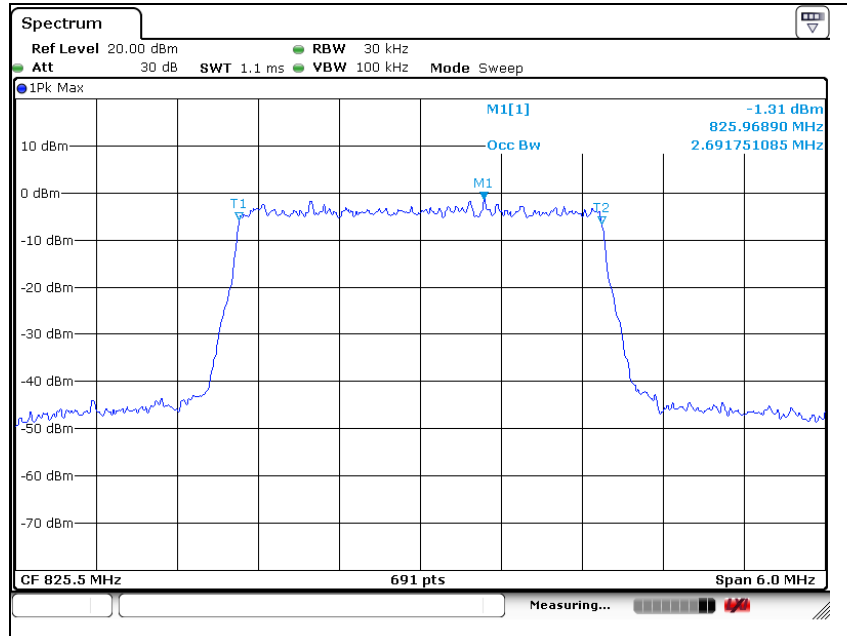
High Channel



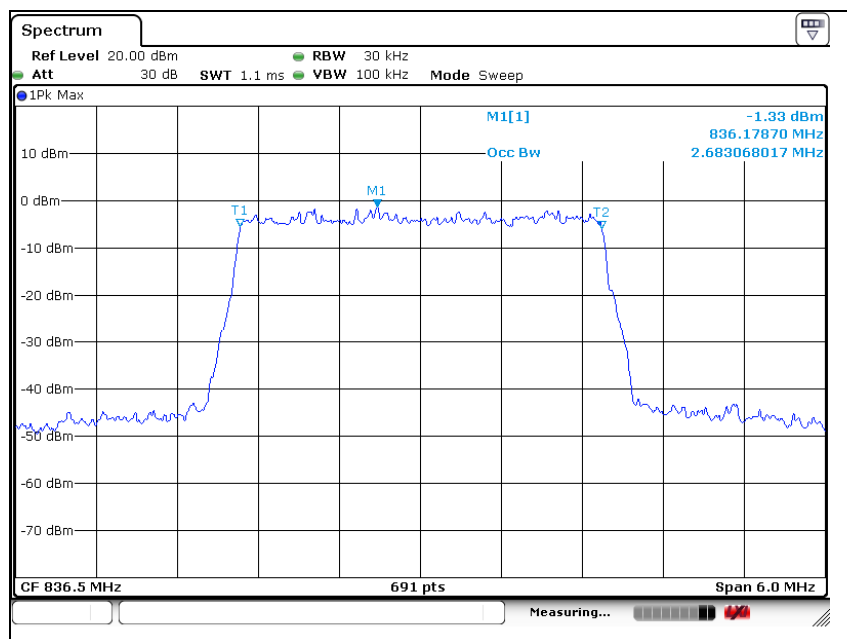
The results shown in this test report refer only to the sample(s) tested unless otherwise stated. This test report cannot be reproduced, except in full, without prior written permission of the Company. This test report does not assure KOLAS accreditation.

LTE band 5 (3 MHz - 16QAM)

Low Channel

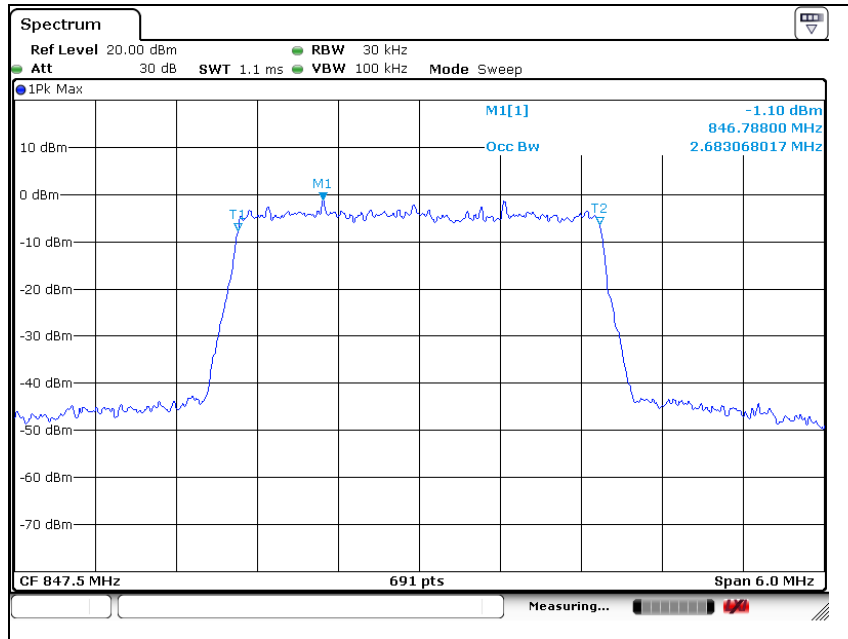


Middle Channel



The results shown in this test report refer only to the sample(s) tested unless otherwise stated. This test report cannot be reproduced, except in full, without prior written permission of the Company. This test report does not assure KOLAS accreditation.

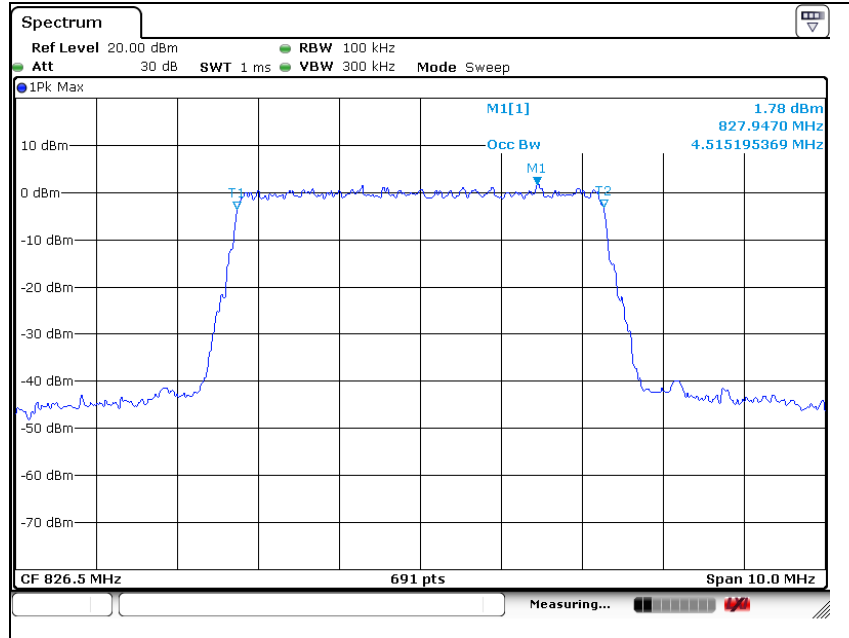
High Channel



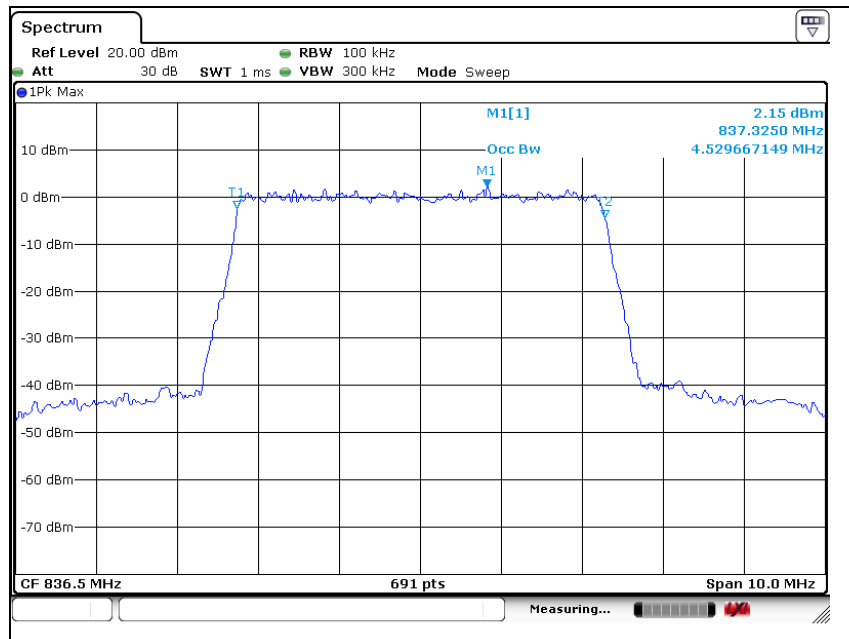
The results shown in this test report refer only to the sample(s) tested unless otherwise stated. This test report cannot be reproduced, except in full, without prior written permission of the Company. This test report does not assure KOLAS accreditation.

LTE band 5 (5 MHz - QPSK)

Low Channel

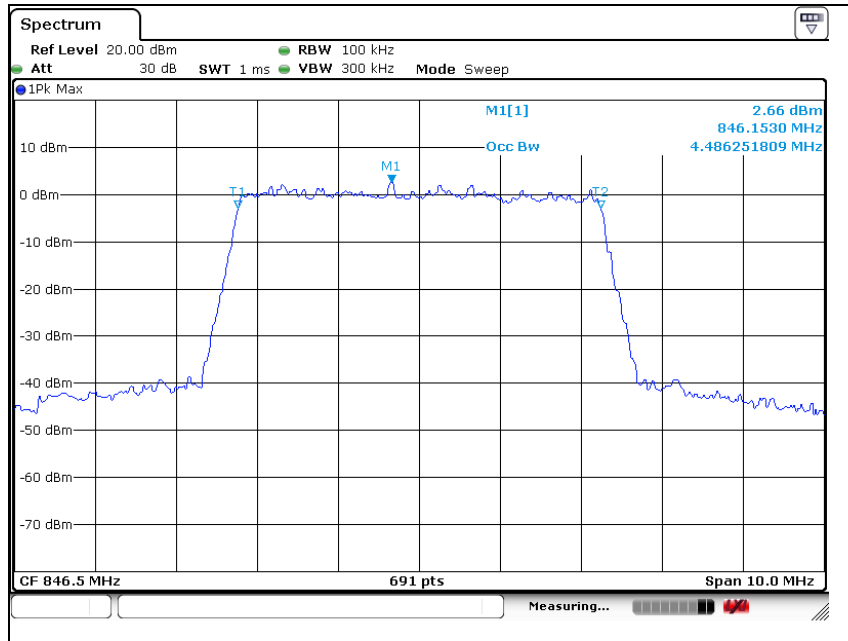


Middle Channel



The results shown in this test report refer only to the sample(s) tested unless otherwise stated. This test report cannot be reproduced, except in full, without prior written permission of the Company. This test report does not assure KOLAS accreditation.

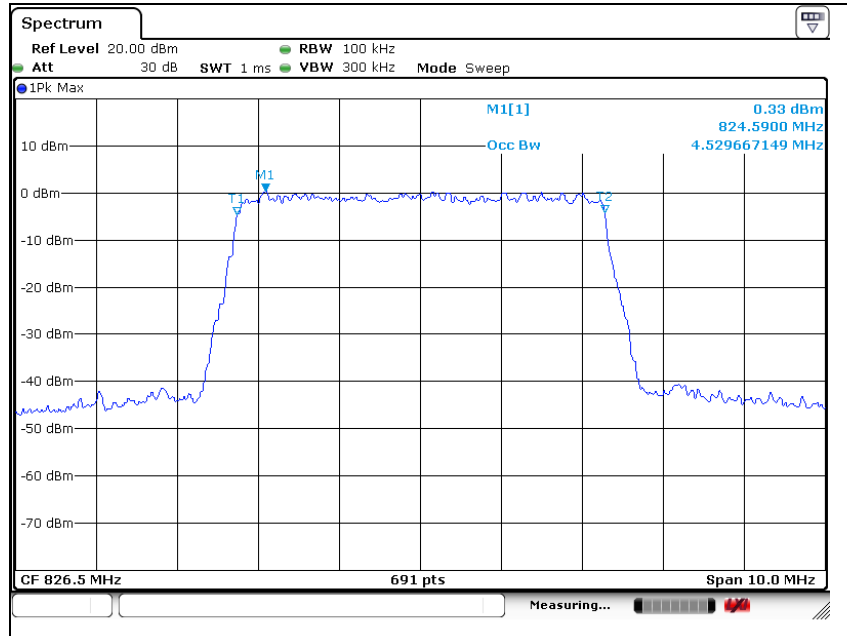
High Channel



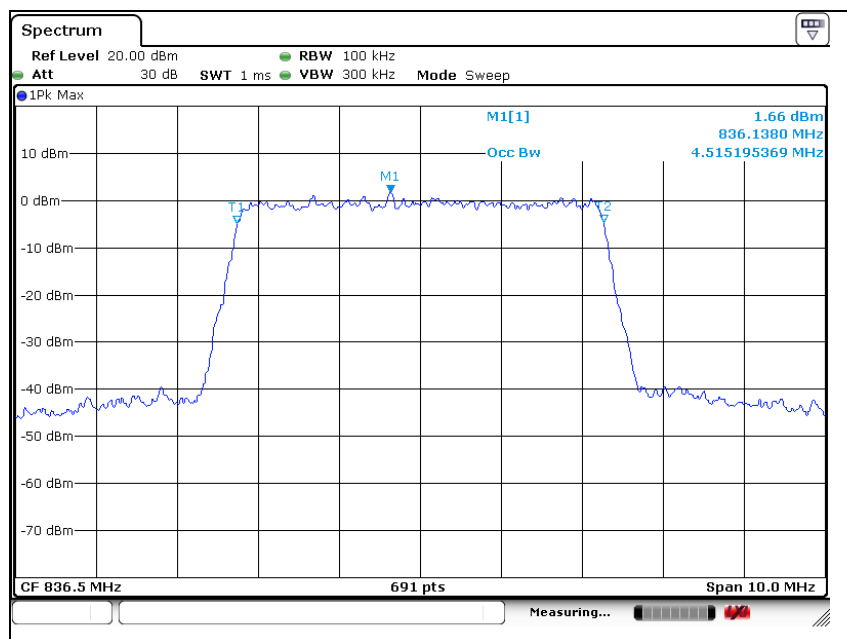
The results shown in this test report refer only to the sample(s) tested unless otherwise stated. This test report cannot be reproduced, except in full, without prior written permission of the Company. This test report does not assure KOLAS accreditation.

LTE band 5 (5 MHz - 16QAM)

Low Channel

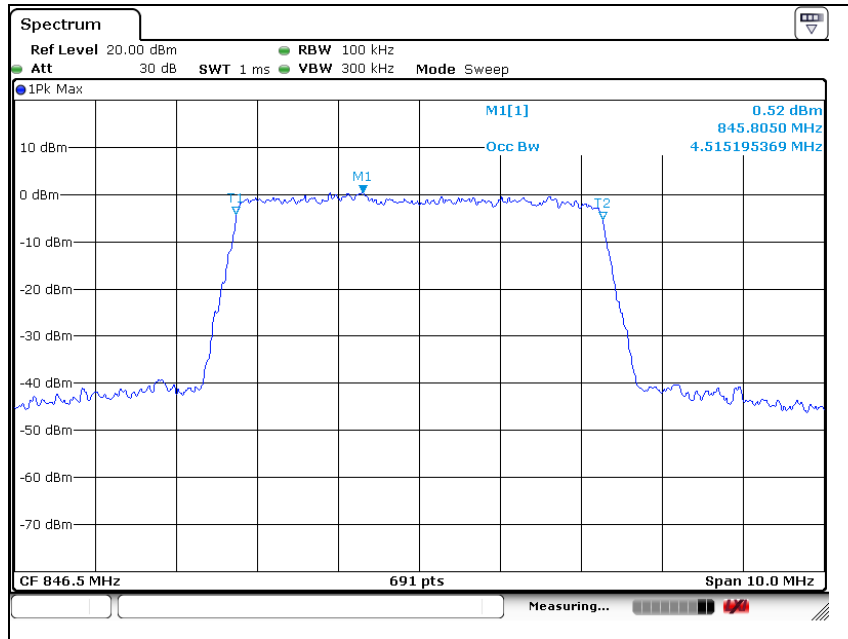


Middle Channel



The results shown in this test report refer only to the sample(s) tested unless otherwise stated. This test report cannot be reproduced, except in full, without prior written permission of the Company. This test report does not assure KOLAS accreditation.

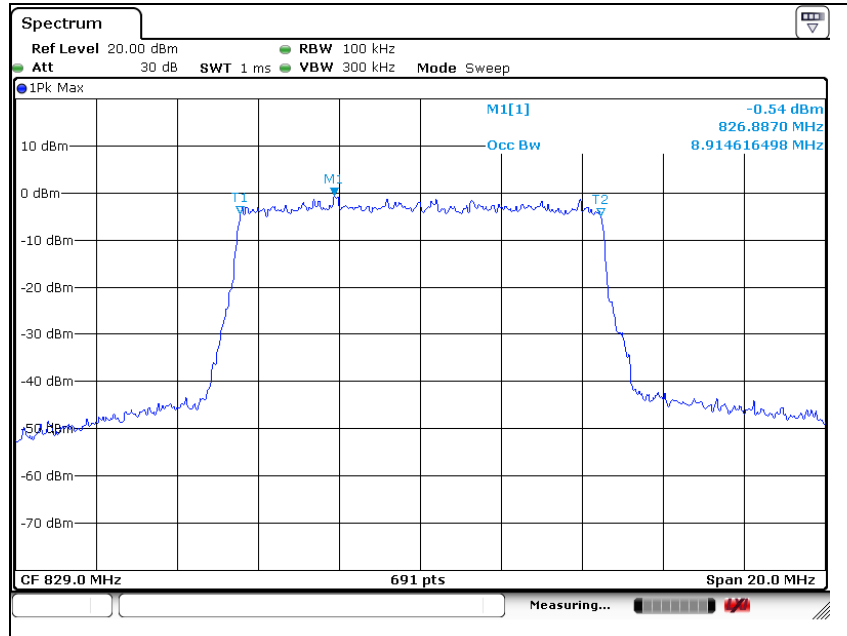
High Channel



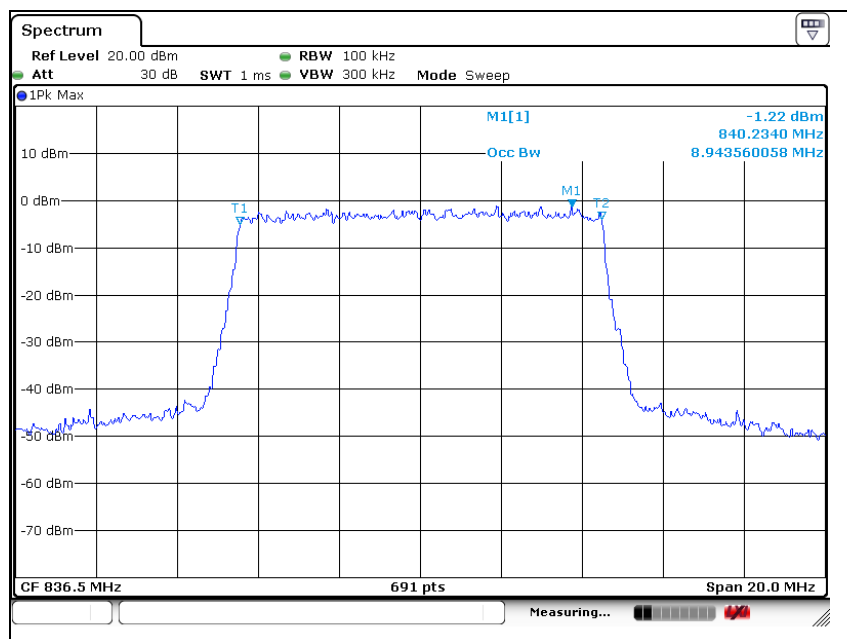
The results shown in this test report refer only to the sample(s) tested unless otherwise stated. This test report cannot be reproduced, except in full, without prior written permission of the Company. This test report does not assure KOLAS accreditation.

LTE band 5 (10 MHz - QPSK)

Low Channel

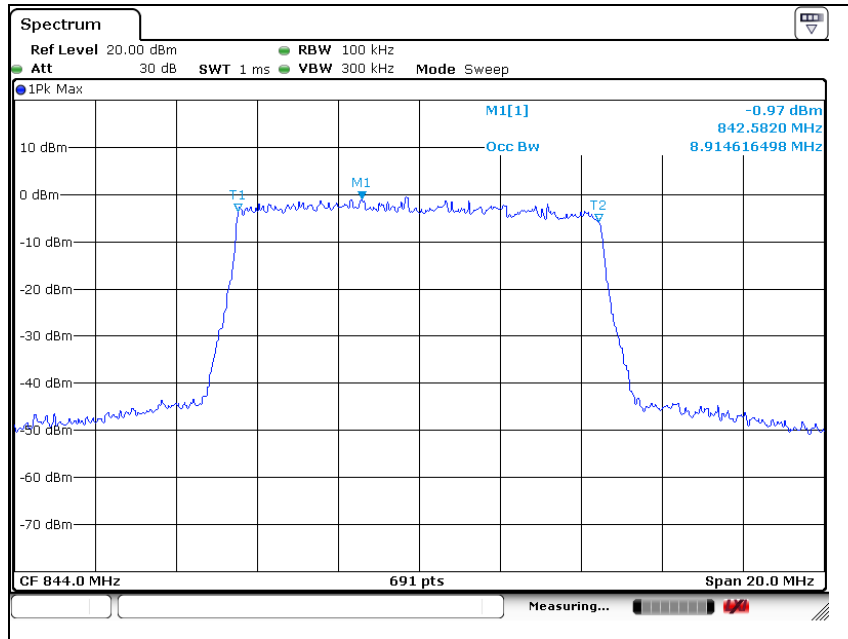


Middle Channel



The results shown in this test report refer only to the sample(s) tested unless otherwise stated. This test report cannot be reproduced, except in full, without prior written permission of the Company. This test report does not assure KOLAS accreditation.

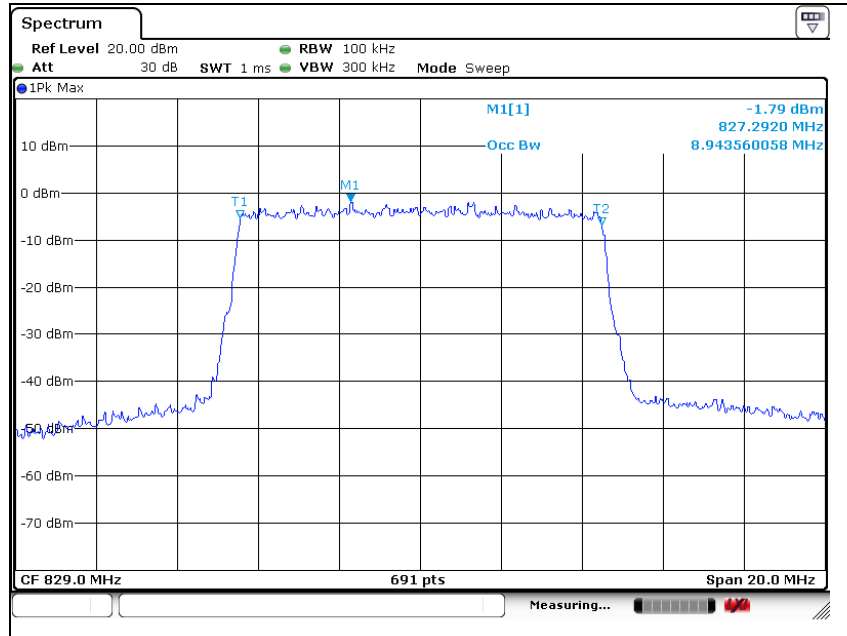
High Channel



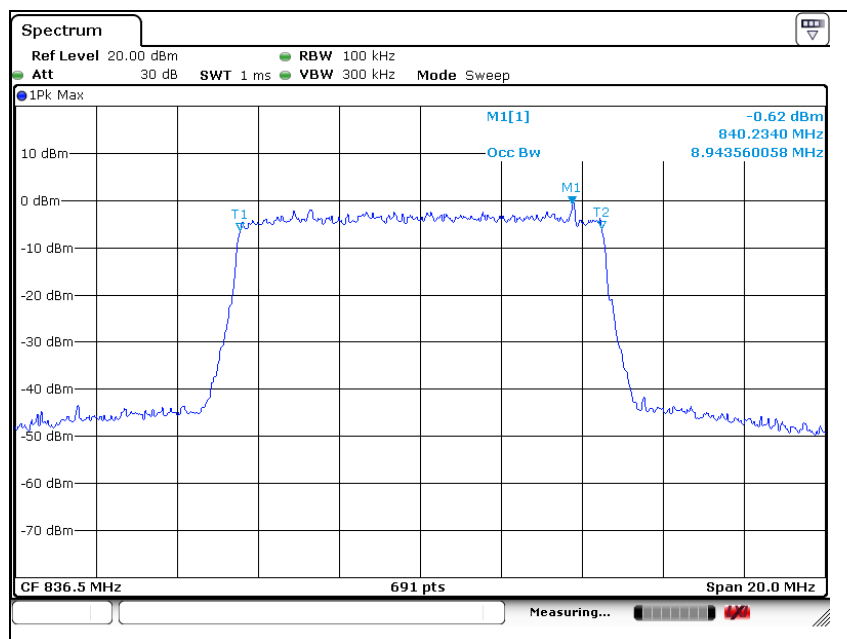
The results shown in this test report refer only to the sample(s) tested unless otherwise stated. This test report cannot be reproduced, except in full, without prior written permission of the Company. This test report does not assure KOLAS accreditation.

LTE band 5 (10 MHz - 16QAM)

Low Channel

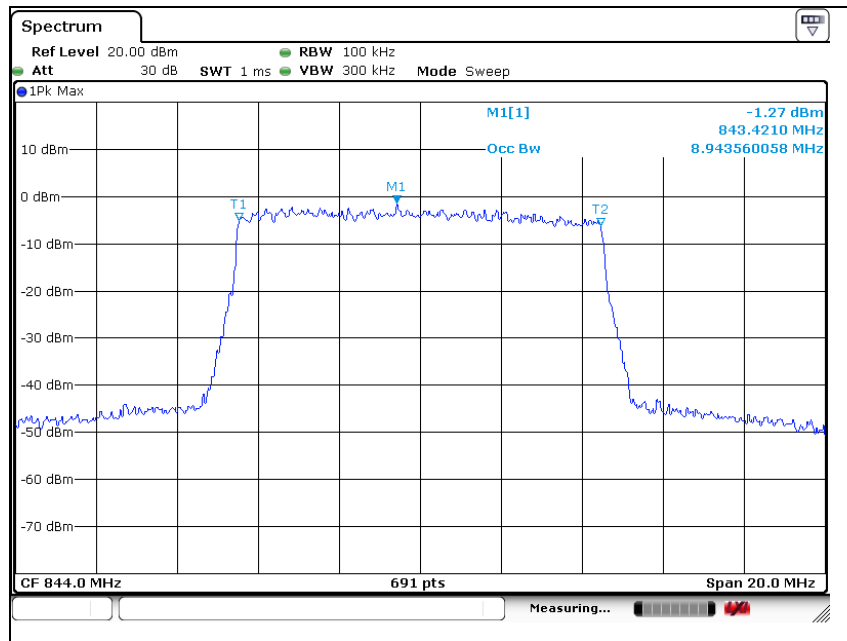


Middle Channel



The results shown in this test report refer only to the sample(s) tested unless otherwise stated. This test report cannot be reproduced, except in full, without prior written permission of the Company. This test report does not assure KOLAS accreditation.

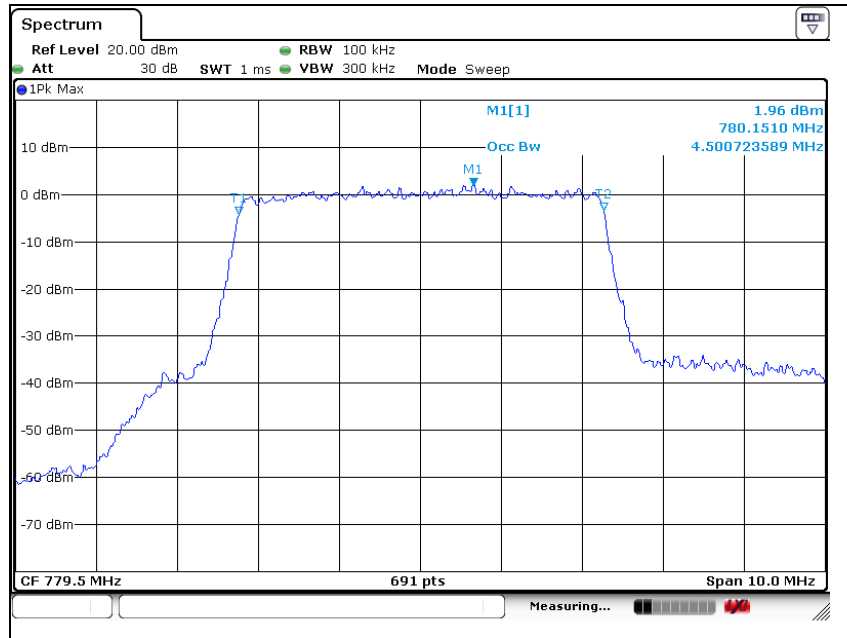
High Channel



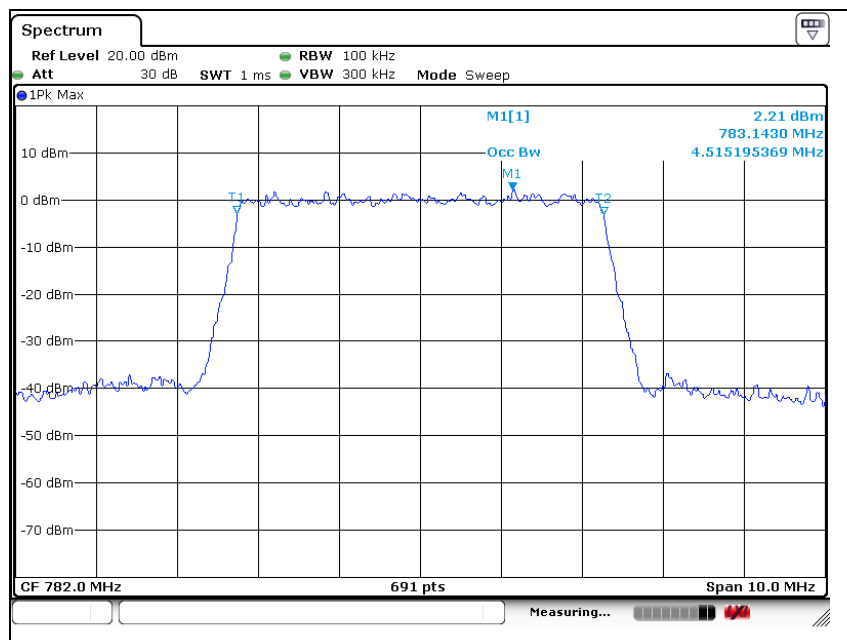
The results shown in this test report refer only to the sample(s) tested unless otherwise stated. This test report cannot be reproduced, except in full, without prior written permission of the Company. This test report does not assure KOLAS accreditation.

LTE band 13 (5 MHz - QPSK)

Low Channel

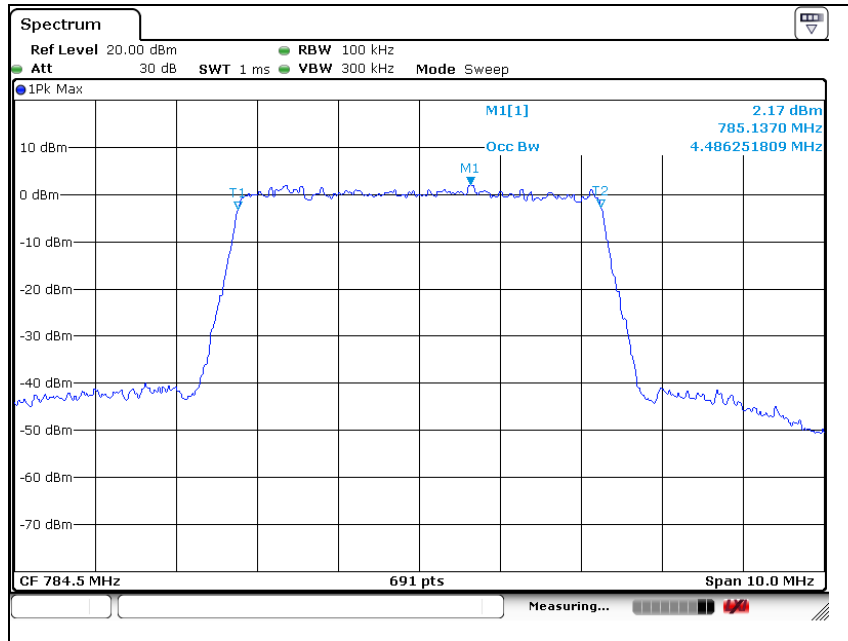


Middle Channel



The results shown in this test report refer only to the sample(s) tested unless otherwise stated. This test report cannot be reproduced, except in full, without prior written permission of the Company. This test report does not assure KOLAS accreditation.

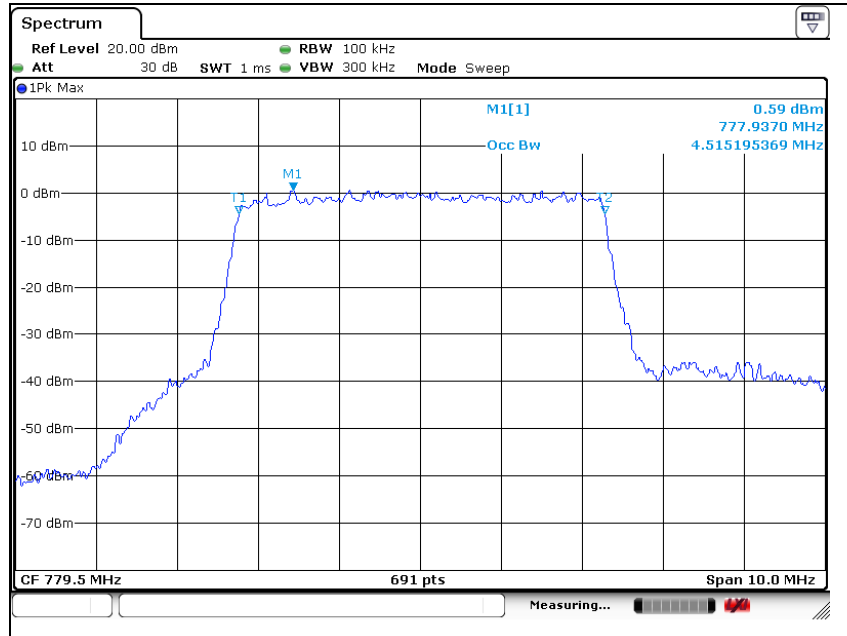
High Channel



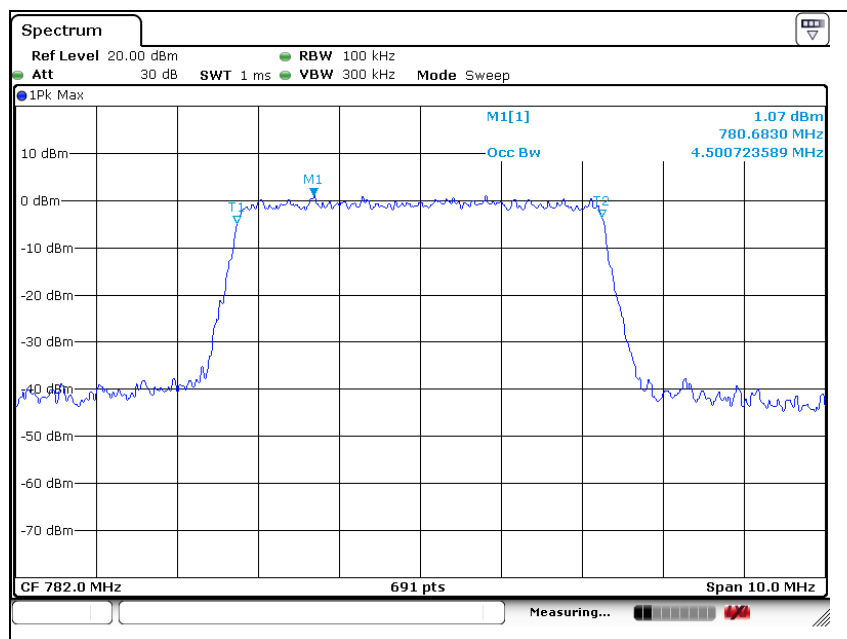
The results shown in this test report refer only to the sample(s) tested unless otherwise stated. This test report cannot be reproduced, except in full, without prior written permission of the Company. This test report does not assure KOLAS accreditation.

LTE band 13 (5 MHz - 16QAM)

Low Channel

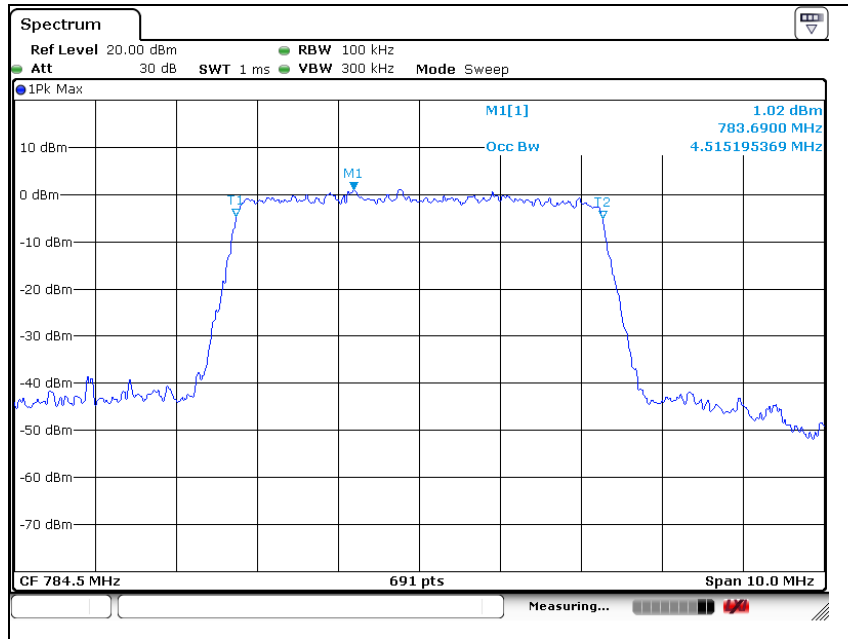


Middle Channel



The results shown in this test report refer only to the sample(s) tested unless otherwise stated. This test report cannot be reproduced, except in full, without prior written permission of the Company. This test report does not assure KOLAS accreditation.

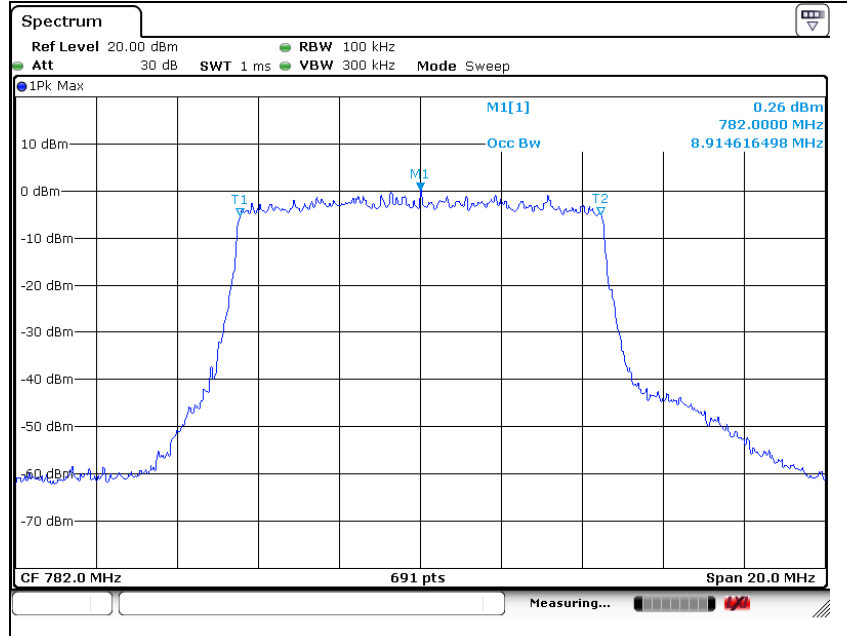
High Channel



The results shown in this test report refer only to the sample(s) tested unless otherwise stated. This test report cannot be reproduced, except in full, without prior written permission of the Company. This test report does not assure KOLAS accreditation.

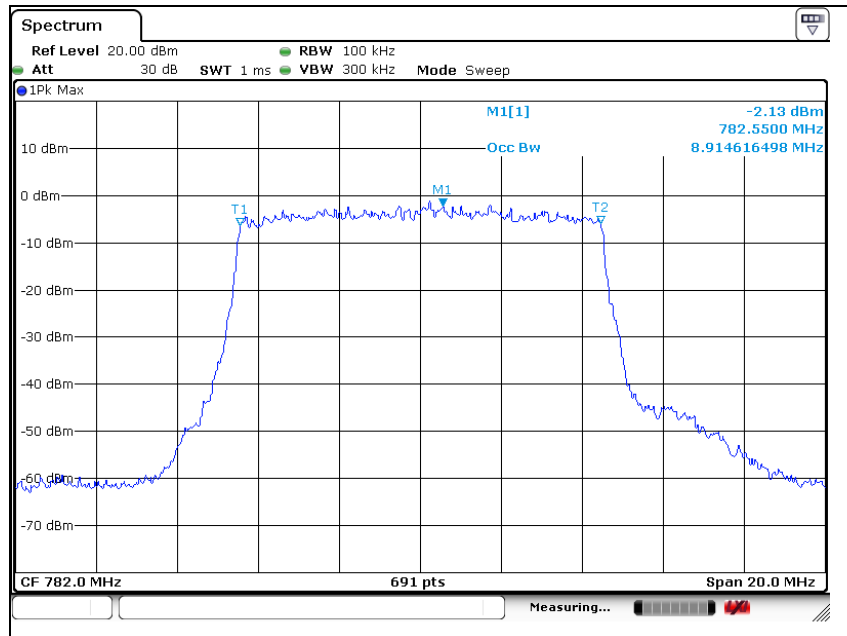
LTE band 13 (10 MHz - QPSK)

Middle Channel



LTE band 13 (10 MHz - 16QAM)

Middle Channel



The results shown in this test report refer only to the sample(s) tested unless otherwise stated. This test report cannot be reproduced, except in full, without prior written permission of the Company. This test report does not assure KOLAS accreditation.