

# TEST REPORT

of

FCC Part 22 Subpart H, Part 24 Subpart E, Part 27 Subpart C/ L

FCC ID: YZP-VL3000

Equipment Under Test : Telematics Modem  
Model Name : LTD-VL3000  
Applicant : LG Innotek Co., Ltd.  
Manufacturer : LG Innotek Co., Ltd.  
Date of Receipt : 2017.09.18  
Date of Test(s) : 2017.10.12 ~ 2017.10.26  
Date of Issue : 2017.11.09

In the configuration tested, the EUT complied with the standards specified above.

Tested By:

  
\_\_\_\_\_  
Jinhyoung Cho

Date: 2017.11.09

Technical  
Manager:

  
\_\_\_\_\_  
Jungmin Yang

Date: 2017.11.09

*The results shown in this test report refer only to the sample(s) tested unless otherwise stated. This test report cannot be reproduced, except in full, without prior written permission of the Company. This test report does not assure KOLAS accreditation.*

---

## TABLE OF CONTENTS

	Page
1. General Information -----	3
2. RF Radiated Output Power & Spurious Radiated Emission -----	8
3. Conducted Output Power -----	43
4. Occupied Bandwidth 99 % -----	47
5. Peak-Average Ratio -----	121
6. Spurious Emissions at Antenna Terminal -----	158
7. Band Edge -----	194
8. Frequency Stability -----	232

---

*The results shown in this test report refer only to the sample(s) tested unless otherwise stated. This test report cannot be reproduced, except in full, without prior written permission of the Company. This test report does not assure KOLAS accreditation.*

## 1. General information

### 1.1. Testing laboratory

SGS Korea Co., Ltd. (Gunpo Laboratory)

- Wireless Div. 2FL, 10-2, LS-ro 182beon-gil, Gunpo-si, Gyeonggi-do, Korea, 15807

All SGS services are rendered in accordance with the applicable SGS conditions of service available on request and accessible at <http://www.sgs.com/en/Terms-and-Conditions.aspx>.

Telephone : +82 31 688 0901

FAX : +82 31 688 0921

### 1.2. Details of applicant

Applicant : LG Innotek Co., Ltd.

Address : 55, Hanyangdaehak-ro, Sangnok-gu, Ansan-si, Gyeonggido, 15588, Rep. of Korea

Contact Person : Eum, Ki-Hun

Phone No. : +82 10 2701 4217

### 1.3. Details of manufacturer

Company : LG Innotek Co., Ltd.

Address : 26, Hanamsandan 5beon-ro, Gwangsan-gu, Gwangju, 62229, Rep. of Korea

### 1.4. Description of EUT

<b>Kind of Product</b>	Telematics Modem
<b>Model Name</b>	LTD-VL3000
<b>Power Supply</b>	DC 4.0 V
<b>Rated Power</b>	CDMA BC0, BC1: 24 dB m LTE Band 2, 4, 5, 13: 23 dB m
<b>Frequency Range</b>	CDMA BC0: 824 MHz ~ 849 MHz CDMA BC1: 1 850 MHz ~ 1 910 MHz LTE Band 2: 1 850 MHz ~ 1 910 MHz LTE Band 4: 1 710 MHz ~ 1 755 MHz LTE Band 5: 824 MHz ~ 849 MHz LTE Band 13: 777 MHz ~ 787 MHz
<b>Emission Designator</b>	CDMA BC0: 1M28F9W CDMA BC1: 1M27F9W LTE Band 2 (1.4 MHz): 1M10G7D (QPSK) / 1M10W7D (16QAM) LTE Band 2 (3 MHz): 2M71G7D (QPSK) / 2M72W7D (16QAM) LTE Band 2 (5 MHz): 4M52G7D (QPSK) / 4M54W7D (16QAM) LTE Band 2 (10 MHz): 8M94G7D (QPSK) / 8M94W7D (16QAM) LTE Band 2 (15 MHz): 13M5G7D (QPSK) / 13M5W7D (16QAM) LTE Band 2 (20 MHz): 17M9G7D (QPSK) / 17M9W7D (16QAM)

*The results shown in this test report refer only to the sample(s) tested unless otherwise stated. This test report cannot be reproduced, except in full, without prior written permission of the Company. This test report does not assure KOLAS accreditation.*

<p><b>Emission Designator</b></p>	<p>LTE Band 4 (1.4 MHz): 1M10G7D (QPSK) / 1M10W7D (16QAM)            LTE Band 4 (3 MHz): 2M71G7D (QPSK) / 2M71W7D (16QAM)            LTE Band 4 (5 MHz): 4M53G7D (QPSK) / 4M53W7D (16QAM)            LTE Band 4 (10 MHz): 8M97G7D (QPSK) / 8M94W7D (16QAM)            LTE Band 4 (15 MHz): 13M5G7D (QPSK) / 13M5W7D (16QAM)            LTE Band 4 (20 MHz): 17M9G7D (QPSK) / 17M9W7D (16QAM)            LTE Band 5 (1.4 MHz): 1M10G7D (QPSK) / 1M10W7D (16QAM)            LTE Band 5 (3 MHz): 2M71G7D (QPSK) / 2M71W7D (16QAM)            LTE Band 5 (5 MHz): 4M53G7D (QPSK) / 4M53W7D (16QAM)            LTE Band 5 (10 MHz): 8M94G7D (QPSK) / 8M94W7D (16QAM)            LTE Band 13 (5 MHz): 4M53G7D (QPSK) / 4M53W7D (16QAM)            LTE Band 13 (10 MHz): 8M92G7D (QPSK) / 8M94W7D (16QAM)</p>
<p><b>H/W Version</b></p>	<p>R0.3</p>
<p><b>S/W Version</b></p>	<p>01D_WVZW</p>

*The results shown in this test report refer only to the sample(s) tested unless otherwise stated. This test report cannot be reproduced, except in full, without prior written permission of the Company. This test report does not assure KOLAS accreditation.*

## 1.5. Test equipment list

Equipment	Manufacturer	Model	S/N	Cal. Date	Cal. Interval	Cal. Due
Signal Generator	Agilent	E8257D	MY51501169	Jul. 07, 2017	Annual	Jul. 07, 2018
Spectrum Analyzer	R&S	FSV30	100955	Mar. 20, 2017	Annual	Mar. 20, 2018
Mobile Test Unit	R&S	CMW500	144035	Feb. 22, 2017	Annual	Feb. 22, 2018
Power Meter	Anritsu	ML2495A	1223004	Jun. 09, 2017	Annual	Jun. 09, 2018
Power Sensor	Anritsu	MA2411B	1207272	Jun. 09, 2017	Annual	Jun. 09, 2018
Directional Coupler	KRYTAR	152613	140972	Jun. 12, 2017	Annual	Jun. 12, 2018
Temperature Chamber	ESPEC CORP.	PL-1J	15000793	Jun. 14, 2017	Annual	Jun. 14, 2018
High Pass Filter	Wainwright Instrument GmbH	WHKX10-900-1000-18000-40SS	7	Mar. 30, 2017	Annual	Mar. 30, 2018
High Pass Filter	Wainwright Instrument GmbH	WHK3.0/18G-10SS	344	May 28, 2017	Annual	May 28, 2018
High Pass Filter	Wainwright Instrument GmbH	WHKX2.2/12.75G-10SS	8	Mar. 30, 2017	Annual	Mar. 30, 2018
High Pass Filter	Wainwright Instrument GmbH	WHKX1.5/15G-6SS	4	Jun. 14, 2017	Annual	Jun. 14, 2018
DC Power Supply	Agilent	U8002A	MY50060028	Mar. 16, 2017	Annual	Mar. 16, 2018
Preamplifier	H.P.	8447F	2944A03909	Aug. 11, 2017	Annual	Aug. 11, 2018
Preamplifier	R&S	SCU 18	10117	Apr. 08, 2017	Annual	Apr. 08, 2018
Preamplifier	MITEQ Inc.	JS44-18004000-35-8P	1546891	May 15, 2017	Annual	May 15, 2018
Test Receiver	R&S	ESU26	100109	Feb. 17, 2017	Annual	Feb. 17, 2018
Bilog Antenna	SCHWARZBECK MESSELEKTRONIK	VULB9163	437	Oct. 21, 2016	Biennial	Oct. 21, 2018
Horn Antenna	R&S	HF906	100326	Feb. 01, 2016	Biennial	Feb. 01, 2018
Horn Antenna	SCHWARZBECK MESSELEKTRONIK	BBHA9170	BBHA9170223	Aug. 25, 2016	Biennial	Aug. 25, 2018
Antenna Master	Innco systems GmbH	MM4000	N/A	N.C.R.	N/A	N.C.R.
Turn Table	Innco systems GmbH	DS 1200S	N/A	N.C.R.	N/A	N.C.R.
Controller	Innco systems GmbH	CONTROLLER CO3000-4P	CO3000/963/383 30516/L	N.C.R.	N/A	N.C.R.
Anechoic Chamber	SY Corporation	L x W x H (9.6 m x 6.4 m x 6.4 m)	N/A	N.C.R.	N/A	N.C.R.
Coaxial Cable	SUCOFLEX	104 (3 m)	MY3258414	N.C.R.	N/A	N.C.R.
Coaxial Cable	SUCOFLEX	104 (10 m)	MY3145814	N.C.R.	N/A	N.C.R.

### ► Support equipment

Description	Manufacturer	Model	Serial Number
N/A	-	-	-

The results shown in this test report refer only to the sample(s) tested unless otherwise stated. This test report cannot be reproduced, except in full, without prior written permission of the Company. This test report does not assure KOLAS accreditation.

## 1.6. Summary of test results

The EUT has been tested according to the following specifications:

APPLIED STANDARD: FCC Part 2, 22, 24 and 27		
Section in FCC part	Test Item	Result
§2.1046 §22.913(a)(5) §24.232(c) §27.50(b)(10) §27.50(d)(4)	RF Radiated Output Power	Complied
§22.917(a) §24.238(a) §27.53(c)(2) §27.53(h)(1)	Spurious Radiated Emission	Complied
§2.1046	Conducted Output Power	Complied
§2.1049	Occupied Bandwidth	Complied
§22.913(d) §24.232(d) §27.50(d)(5)	Peak-Average Ratio	Complied
§22.917(a) §24.238(a) §27.53(c)(2) §27.53(h)(1)	Spurious Emission at Antenna Terminal	Complied
§22.917(a) §24.238(a) §27.53(c)(2) §27.53(h)(1)	Band Edge	Complied
§2.1055 §22.355 §24.235 §27.54	Frequency Stability	Complied

## 1.7. Test report revision

Revision	Report number	Date of Issue	Description
0	F690501/RF-RTL011907	2017.10.26	Initial
1	F690501/RF-RTL011907-1	2017.11.09	Listed coaxial cable in the equipment list

*The results shown in this test report refer only to the sample(s) tested unless otherwise stated. This test report cannot be reproduced, except in full, without prior written permission of the Company. This test report does not assure KOLAS accreditation.*

## 1.8. Sample calculation for offset

Where relevant, the following sample calculation is provided:

### 1.8.1. Conducted test

Offset value (dB) = Directional Coupler (dB) + Cable loss (dB)

### 1.8.2. Radiation test

E.R.P. & E.I.R.P. = [S.G level + Amp.] (dB m) - Cable loss (dB) + Ant. gain (dB d/dB i)

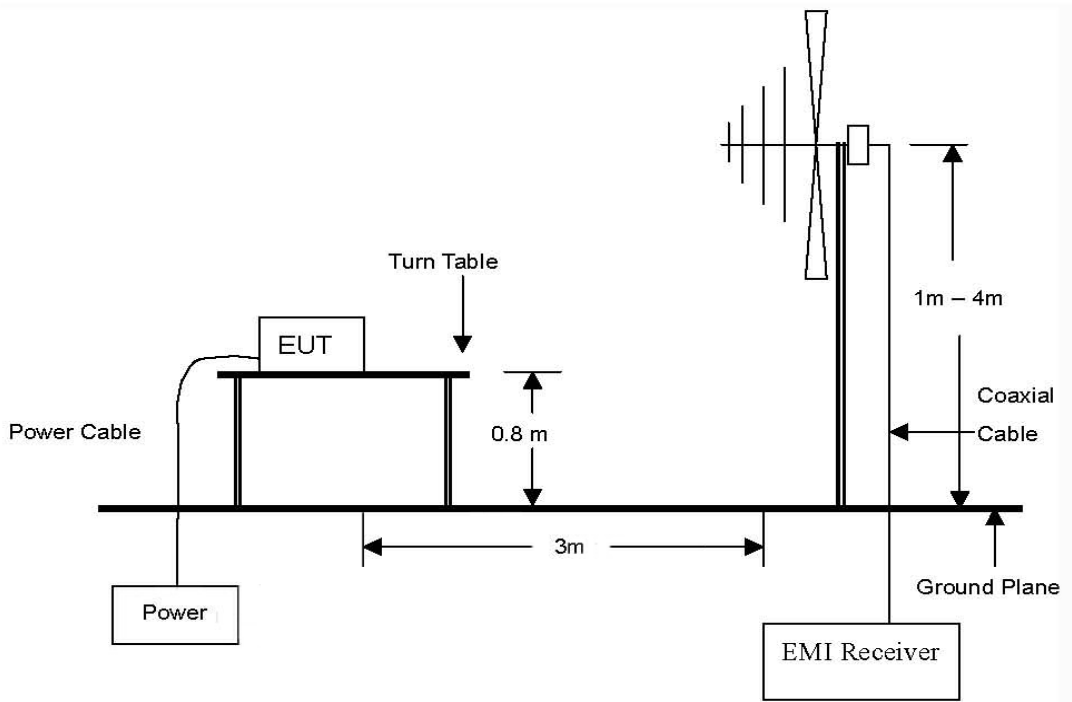
---

*The results shown in this test report refer only to the sample(s) tested unless otherwise stated. This test report cannot be reproduced, except in full, without prior written permission of the Company. This test report does not assure KOLAS accreditation.*

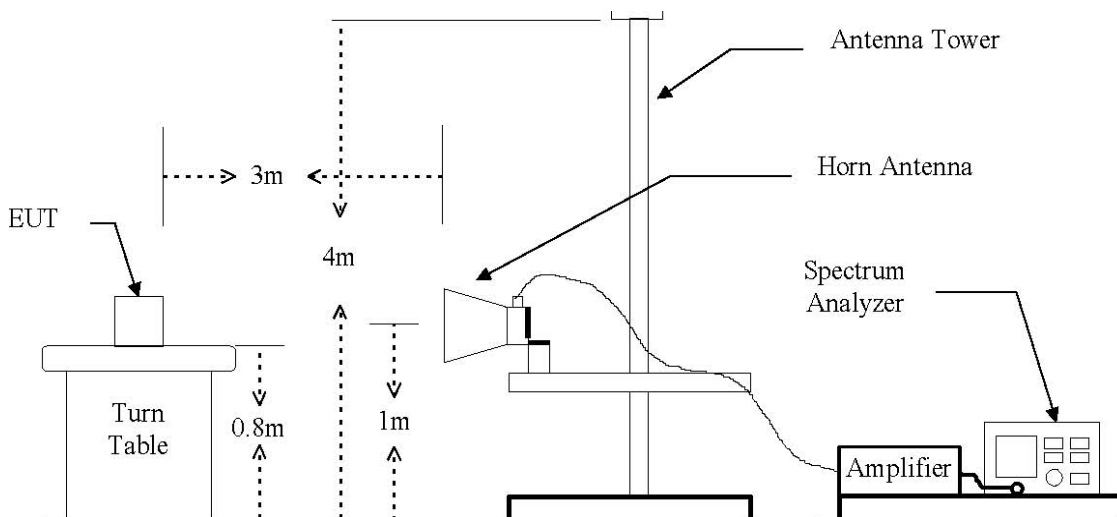
## 2. RF radiated output power & spurious radiated emission

### 2.1. Test setup

The diagram below shows the test setup that is utilized to make the measurements for emission from 30 MHz to 1 GHz.



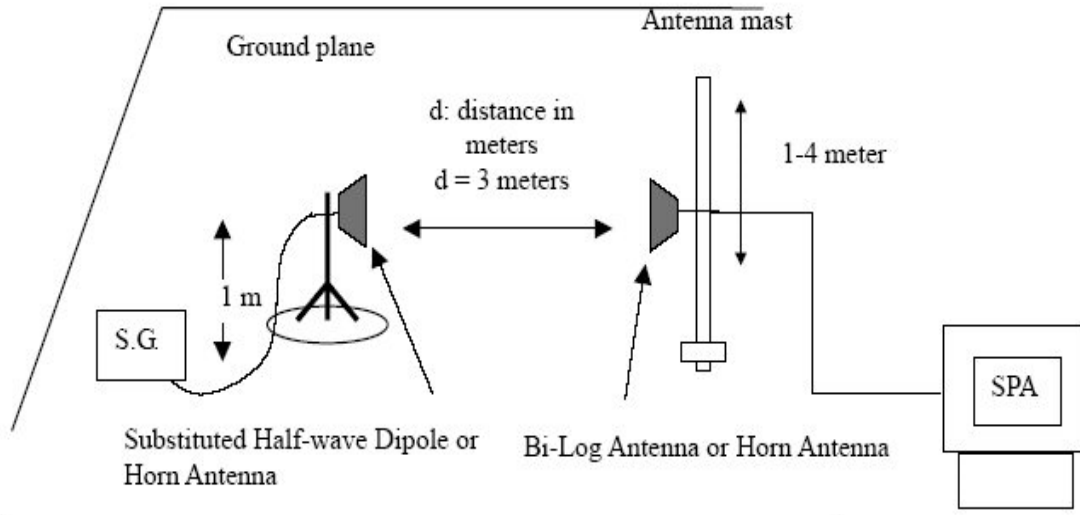
The diagram below shows the test setup that is utilized to make the measurements for emission from 1 GHz to 20 GHz.



*The results shown in this test report refer only to the sample(s) tested unless otherwise stated. This test report cannot be reproduced, except in full, without prior written permission of the Company. This test report does not assure KOLAS accreditation.*



The diagram below shows the test setup for substituted method.



*The results shown in this test report refer only to the sample(s) tested unless otherwise stated. This test report cannot be reproduced, except in full, without prior written permission of the Company. This test report does not assure KOLAS accreditation.*

## 2.2. Limit

### 2.2.1. Limit of radiated output power

- §22.913(a)(5), the ERP of mobile transmitters and auxiliary test transmitters must not exceed 7 watts.

- §24.232(c), mobile and portable stations are limited to 2 watts EIRP and the equipment must employ a means to limiting power to the minimum necessary for successful communications.

- §27.50(b)(10), portable stations (hand-held devices) transmitting in the 746-757 MHz, 776-788 MHz, and 805-806 MHz bands are limited to 3 watts ERP.

- §27.50(d)(4), fixed, mobile, and portable (hand-held) stations operating in the 1 710-1 755 MHz band and mobile and portable stations operating in the 1 695-1 710 MHz and 1 755-1 780 MHz bands are limited to 1 watt EIRP.

### 2.2.2. Limit of spurious radiated emission

- §22.917(a), the power of any emission outside of the authorized operating frequency ranges must be attenuated below the transmitting power (P) by a factor of at least  $43 + 10\log(P)$  dB.

- §24.238(a), the power of any emission outside of the authorized operating frequency ranges must be attenuated below the transmitting power (P) by a factor of at least  $43 + 10\log(P)$  dB.

- §27.53(c)(2), on any frequency outside the 776-788 MHz band, the power of any emission shall be attenuated outside the band below the transmitter power (P) by at least  $43 + 10\log(P)$  dB.

- §27.53(h)(1), for operations in the 1 695-1 710 MHz, 1 710-1 755 MHz, 1 755-1 780 MHz, 1 915-1 920 MHz, 1 995-2 000 MHz, 2 000-2 020 MHz, 2 110-2 155 MHz, 2 155-2 180 MHz, and 2 180-2 200 MHz bands, the power of any emission outside a licensee's frequency block shall be attenuated below the transmitter power (P) in watts by at least  $43 + 10\log_{10}(P)$  dB.

---

*The results shown in this test report refer only to the sample(s) tested unless otherwise stated. This test report cannot be reproduced, except in full, without prior written permission of the Company. This test report does not assure KOLAS accreditation.*

### 2.3. Test procedure: Based on ANSI/TIA 603D: 2010

1. On a test site, the EUT shall be placed at 80 cm height on a turn table, and in the position close to normal use as declared by the applicant.
2. The test antenna shall be oriented initially for vertical polarization located 3 m from EUT to correspond to the fundamental frequency of the transmitter.
3. The output of the test antenna shall be connected to the measuring receiver and the peak detector is used for the measurement.
4. The maximized power level is recorded using the spectrum analyzer "Channel Power" function with the integration band set to the emissions occupied bandwidth, RBW = 1-5 % of the OBW (not to exceed 1 MHz), VBW  $\geq 3 \times$  RBW, Detector = power averaging (rms), sweep time = auto, trace average at least 100 traces in power averaging (rms) mode, per the guidelines of KDB Publication 971168 D01 v02r02.
5. Radiated spurious emissions measurement method was set as follows:  
RBW = 100 kHz for emissions below 1 GHz and 1 MHz for emissions above 1 GHz, VBW  $\geq 3 \times$  RBW, Detector = Peak, trace mode = max hold, per the guidelines of KDB Publication 971168 D01 v02r02.
6. The transmitter shall be switched on, the measuring receiver shall be tuned to the frequency of the transmitter under test.
7. The test antenna shall be raised and lowered through the specified range of height until the maximum signal level is detected by the measuring receiver.
8. The transmitter shall be rotated through 360° in the horizontal plane, until the maximum signal level is detected by the measuring receiver.
9. The test antenna shall be raised and lowered again through the specified range of height until the maximum signal level is detected by the measuring receiver.
10. The maximum signal level detected by the measuring receiver shall be noted.
11. The EUT was replaced by half-wave dipole (1 GHz below) or horn antenna (1 GHz above) connected to a signal generator.
12. In necessary, the input attenuator setting on the measuring receiver shall be adjusted in order to increase the sensitivity of the measuring receiver.
13. The test antenna shall be raised and lowered through the specified range of height to ensure that the maximum signal is received.
14. The input signal to the substitution antenna shall be adjusted to the level that produces a level detected by the measuring receiver, which is equal to the level noted while the transmitter radiated power was measured, corrected for the change of input attenuator setting of the measuring receiver.
15. The input level to the substitution antenna shall be recorded as power level in dBm, corrected for any change of input attenuator setting of the measuring receiver.
16. The measurement shall be repeated with the test antenna and the substitution antenna orientated for horizontal polarization.

*The results shown in this test report refer only to the sample(s) tested unless otherwise stated. This test report cannot be reproduced, except in full, without prior written permission of the Company. This test report does not assure KOLAS accreditation.*

## 2.4. Test result for RF radiated output power

Ambient temperature : (23 ± 1) °C  
 Relative humidity : 47 % R.H.

### LTE band 2 (1.4 MHz - QPSK)

Frequency (MHz)	Ant. Pol. (H/V)	S.G level + Amp. (dB m)	Cable loss (dB)	Ant. gain (dB i)	E.I.R.P.	
					(dB m)	(mW)
1 850.70	H	20.66	4.33	8.53	24.86	306.20
1 850.70	V	17.43	4.33	8.53	21.63	145.55
1 880.00	H	19.91	4.34	8.63	24.20	263.03
1 880.00	V	16.56	4.34	8.63	20.85	121.62
1 909.30	H	19.10	4.36	8.60	23.34	215.77
1 909.30	V	14.94	4.36	8.60	19.18	82.79

\* 1.4 BW 1RB size / 0 Offset for B2

### LTE band 2 (1.4 MHz - 16QAM)

Frequency (MHz)	Ant. Pol. (H/V)	S.G level + Amp. (dB m)	Cable loss (dB)	Ant. gain (dB i)	E.I.R.P.	
					(dB m)	(mW)
1 850.70	H	19.89	4.33	8.53	24.09	256.45
1 850.70	V	16.73	4.33	8.53	20.93	123.88
1 880.00	H	19.13	4.34	8.63	23.42	219.79
1 880.00	V	15.69	4.34	8.63	19.98	99.54
1 909.30	H	17.76	4.36	8.60	22.00	158.49
1 909.30	V	13.82	4.36	8.60	18.06	63.97

\* 1.4 BW 1RB size / 0 Offset for B2

### LTE band 2 (3 MHz - QPSK)

Frequency (MHz)	Ant. Pol. (H/V)	S.G level + Amp. (dB m)	Cable loss (dB)	Ant. gain (dB i)	E.I.R.P.	
					(dB m)	(mW)
1 851.50	H	20.79	4.33	8.54	25.00	316.23
1 851.50	V	17.43	4.33	8.54	21.64	145.88
1 880.00	H	19.81	4.34	8.63	24.10	257.04
1 880.00	V	16.25	4.34	8.63	20.54	113.24
1 908.50	H	19.32	4.36	8.61	23.57	227.51
1 908.50	V	14.57	4.36	8.61	18.82	76.21

\* 3 BW 1RB size / 0 Offset for B2

The results shown in this test report refer only to the sample(s) tested unless otherwise stated. This test report cannot be reproduced, except in full, without prior written permission of the Company. This test report does not assure KOLAS accreditation.

**LTE band 2 (3 MHz - 16QAM)**

Frequency (MHz)	Ant. Pol. (H/V)	S.G level + Amp. (dB m)	Cable loss (dB)	Ant. gain (dB i)	E.I.R.P.	
					(dB m)	(mW)
1 851.50	H	20.38	4.33	8.54	24.59	287.74
1 851.50	V	16.68	4.33	8.54	20.89	122.74
1 880.00	H	18.63	4.34	8.63	22.92	195.88
1 880.00	V	15.06	4.34	8.63	19.35	86.10
1 908.50	H	18.46	4.36	8.61	22.71	186.64
1 908.50	V	13.76	4.36	8.61	18.01	63.24

\* 3 BW 1RB size / 0 Offset for B2

**LTE band 2 (5 MHz - QPSK)**

Frequency (MHz)	Ant. Pol. (H/V)	S.G level + Amp. (dB m)	Cable loss (dB)	Ant. gain (dB i)	E.I.R.P.	
					(dB m)	(mW)
1 852.50	H	21.02	4.33	8.54	25.23	333.43
1 852.50	V	17.61	4.33	8.54	21.82	152.05
1 880.00	H	20.07	4.34	8.63	24.36	272.90
1 880.00	V	16.46	4.34	8.63	20.75	118.85
1 907.50	H	19.28	4.36	8.62	23.54	225.94
1 907.50	V	14.20	4.36	8.62	18.46	70.15

\* 5 BW 1RB size / 0 Offset for B2

**LTE band 2 (5 MHz - 16QAM)**

Frequency (MHz)	Ant. Pol. (H/V)	S.G level + Amp. (dB m)	Cable loss (dB)	Ant. gain (dB i)	E.I.R.P.	
					(dB m)	(mW)
1 852.50	H	20.04	4.33	8.54	24.25	266.07
1 852.50	V	16.66	4.33	8.54	20.87	122.18
1 880.00	H	18.37	4.34	8.63	22.66	184.50
1 880.00	V	14.98	4.34	8.63	19.27	84.53
1 907.50	H	18.51	4.36	8.62	22.77	189.23
1 907.50	V	13.50	4.36	8.62	17.76	59.70

\* 5 BW 1RB size / 0 Offset for B2

The results shown in this test report refer only to the sample(s) tested unless otherwise stated. This test report cannot be reproduced, except in full, without prior written permission of the Company. This test report does not assure KOLAS accreditation.

**LTE band 2 (10 MHz - QPSK)**

Frequency (MHz)	Ant. Pol. (H/V)	S.G level + Amp. (dB m)	Cable loss (dB)	Ant. gain (dB i)	E.I.R.P.	
					(dB m)	(mW)
1 855.00	H	20.93	4.33	8.55	25.15	327.34
1 855.00	V	18.06	4.33	8.55	22.28	169.04
1 880.00	H	18.11	4.34	8.63	22.40	173.78
1 880.00	V	15.14	4.34	8.63	19.43	87.70
1 905.00	H	19.82	4.36	8.64	24.10	257.04
1 905.00	V	12.57	4.36	8.64	16.85	48.42

\* 10 BW 1RB size / 0 Offset for B2

**LTE band 2 (10 MHz - 16QAM)**

Frequency (MHz)	Ant. Pol. (H/V)	S.G level + Amp. (dB m)	Cable loss (dB)	Ant. gain (dB i)	E.I.R.P.	
					(dB m)	(mW)
1 855.00	H	20.47	4.33	8.55	24.69	294.44
1 855.00	V	17.79	4.33	8.55	22.01	158.85
1 880.00	H	18.68	4.34	8.63	22.97	198.15
1 880.00	V	14.17	4.34	8.63	18.46	70.15
1 905.00	H	19.13	4.36	8.64	23.41	219.28
1 905.00	V	11.73	4.36	8.64	16.01	39.90

\* 10 BW 1RB size / 0 Offset for B2

**LTE band 2 (15 MHz - QPSK)**

Frequency (MHz)	Ant. Pol. (H/V)	S.G level + Amp. (dB m)	Cable loss (dB)	Ant. gain (dB i)	E.I.R.P.	
					(dB m)	(mW)
1 857.50	H	20.67	4.33	8.55	24.89	308.32
1 857.50	V	17.85	4.33	8.55	22.07	161.06
1 880.00	H	20.32	4.34	8.63	24.61	289.07
1 880.00	V	14.79	4.34	8.63	19.08	80.91
1 902.50	H	19.83	4.35	8.67	24.15	260.02
1 902.50	V	11.84	4.35	8.67	16.16	41.30

\* 15 BW 1RB size / 0 Offset for B2

The results shown in this test report refer only to the sample(s) tested unless otherwise stated. This test report cannot be reproduced, except in full, without prior written permission of the Company. This test report does not assure KOLAS accreditation.

**LTE band 2 (15 MHz - 16QAM)**

Frequency (MHz)	Ant. Pol. (H/V)	S.G level + Amp. (dB m)	Cable loss (dB)	Ant. gain (dB i)	E.I.R.P.	
					(dB m)	(mW)
1 857.50	H	20.64	4.33	8.55	24.86	306.20
1 857.50	V	17.00	4.33	8.55	21.22	132.43
1 880.00	H	18.85	4.34	8.63	23.14	206.06
1 880.00	V	14.03	4.34	8.63	18.32	67.92
1 902.50	H	18.50	4.35	8.67	22.82	191.43
1 902.50	V	10.06	4.35	8.67	14.38	27.42

\* 15 BW 1RB size / 0 Offset for B2

**LTE band 2 (20 MHz - QPSK)**

Frequency (MHz)	Ant. Pol. (H/V)	S.G level + Amp. (dB m)	Cable loss (dB)	Ant. gain (dB i)	E.I.R.P.	
					(dB m)	(mW)
1 860.00	H	21.05	4.33	8.56	25.28	337.29
1 860.00	V	17.94	4.33	8.56	22.17	164.82
1 880.00	H	20.03	4.34	8.63	24.32	270.40
1 880.00	V	14.11	4.34	8.63	18.40	69.18
1 900.00	H	20.76	4.35	8.70	25.11	324.34
1 900.00	V	12.88	4.35	8.70	17.23	52.84

\* 20 BW 1RB size / 0 Offset for B2

**LTE band 2 (20 MHz - 16QAM)**

Frequency (MHz)	Ant. Pol. (H/V)	S.G level + Amp. (dB m)	Cable loss (dB)	Ant. gain (dB i)	E.I.R.P.	
					(dB m)	(mW)
1 860.00	H	19.53	4.33	8.56	23.76	237.68
1 860.00	V	15.79	4.33	8.56	20.02	100.46
1 880.00	H	19.66	4.34	8.63	23.95	248.31
1 880.00	V	13.42	4.34	8.63	17.71	59.02
1 900.00	H	20.20	4.35	8.70	24.55	285.10
1 900.00	V	12.18	4.35	8.70	16.53	44.98

\* 20 BW 1RB size / 0 Offset for B2

The results shown in this test report refer only to the sample(s) tested unless otherwise stated. This test report cannot be reproduced, except in full, without prior written permission of the Company. This test report does not assure KOLAS accreditation.

**LTE band 4 (1.4 MHz - QPSK)**

Frequency (MHz)	Ant. Pol. (H/V)	S.G level + Amp. (dB m)	Cable loss (dB)	Ant. gain (dB i)	E.I.R.P.	
					(dB m)	(mW)
1 710.70	H	12.53	4.14	8.51	16.90	48.98
1 710.70	V	20.36	4.14	8.51	24.73	297.17
1 732.50	H	12.99	4.18	8.48	17.29	53.58
1 732.50	V	21.20	4.18	8.48	25.50	354.81
1 754.30	H	12.70	4.22	8.44	16.92	49.20
1 754.30	V	22.27	4.22	8.44	26.49	445.66

\* 1.4 BW 1RB size / 0 Offset for B4

**LTE band 4 (1.4 MHz - 16QAM)**

Frequency (MHz)	Ant. Pol. (H/V)	S.G level + Amp. (dB m)	Cable loss (dB)	Ant. gain (dB i)	E.I.R.P.	
					(dB m)	(mW)
1 710.70	H	12.06	4.14	8.51	16.43	43.95
1 710.70	V	19.54	4.14	8.51	23.91	246.04
1 732.50	H	12.21	4.18	8.48	16.51	44.77
1 732.50	V	20.63	4.18	8.48	24.93	311.17
1 754.30	H	11.74	4.22	8.44	15.96	39.45
1 754.30	V	21.57	4.22	8.44	25.79	379.31

\* 1.4 BW 1RB size / 0 Offset for B4

**LTE band 4 (3 MHz - QPSK)**

Frequency (MHz)	Ant. Pol. (H/V)	S.G level + Amp. (dB m)	Cable loss (dB)	Ant. gain (dB i)	E.I.R.P.	
					(dB m)	(mW)
1 711.50	H	12.79	4.14	8.51	17.16	52.00
1 711.50	V	20.82	4.14	8.51	25.19	330.37
1 732.50	H	12.64	4.18	8.48	16.94	49.43
1 732.50	V	21.16	4.18	8.48	25.46	351.56
1 753.50	H	12.50	4.22	8.44	16.72	46.99
1 753.50	V	22.28	4.22	8.44	26.50	446.68

\* 3 BW 1RB size / 0 Offset for B4

The results shown in this test report refer only to the sample(s) tested unless otherwise stated. This test report cannot be reproduced, except in full, without prior written permission of the Company. This test report does not assure KOLAS accreditation.



**LTE band 4 (3 MHz - 16QAM)**

Frequency (MHz)	Ant. Pol. (H/V)	S.G level + Amp. (dB m)	Cable loss (dB)	Ant. gain (dB i)	E.I.R.P.	
					(dB m)	(mW)
1 711.50	H	11.66	4.14	8.51	16.03	40.09
1 711.50	V	19.70	4.14	8.51	24.07	255.27
1 732.50	H	12.04	4.18	8.48	16.34	43.05
1 732.50	V	20.44	4.18	8.48	24.74	297.85
1 753.50	H	11.39	4.22	8.44	15.61	36.39
1 753.50	V	21.12	4.22	8.44	25.34	341.98

\* 3 BW 1RB size / 0 Offset for B4

**LTE band 4 (5 MHz - QPSK)**

Frequency (MHz)	Ant. Pol. (H/V)	S.G level + Amp. (dB m)	Cable loss (dB)	Ant. gain (dB i)	E.I.R.P.	
					(dB m)	(mW)
1 712.50	H	12.28	4.14	8.51	16.65	46.24
1 712.50	V	20.44	4.14	8.51	24.81	302.69
1 732.50	H	12.87	4.18	8.48	17.17	52.12
1 732.50	V	21.54	4.18	8.48	25.84	383.71
1 752.50	H	12.23	4.21	8.44	16.46	44.26
1 752.50	V	22.25	4.21	8.44	26.48	444.63

\* 5 BW 1RB size / 0 Offset for B4

**LTE band 4 (5 MHz - 16QAM)**

Frequency (MHz)	Ant. Pol. (H/V)	S.G level + Amp. (dB m)	Cable loss (dB)	Ant. gain (dB i)	E.I.R.P.	
					(dB m)	(mW)
1 712.50	H	11.56	4.14	8.51	15.93	39.17
1 712.50	V	18.91	4.14	8.51	23.28	212.81
1 732.50	H	12.35	4.18	8.48	16.65	46.24
1 732.50	V	19.47	4.18	8.48	23.77	238.23
1 752.50	H	11.20	4.21	8.44	15.43	34.91
1 752.50	V	19.91	4.21	8.44	24.14	259.42

\* 5 BW 1RB size / 0 Offset for B4

The results shown in this test report refer only to the sample(s) tested unless otherwise stated. This test report cannot be reproduced, except in full, without prior written permission of the Company. This test report does not assure KOLAS accreditation.

**LTE band 4 (10 MHz - QPSK)**

Frequency (MHz)	Ant. Pol. (H/V)	S.G level + Amp. (dB m)	Cable loss (dB)	Ant. gain (dB i)	E.I.R.P.	
					(dB m)	(mW)
1 715.00	H	11.96	4.15	8.50	16.31	42.76
1 715.00	V	19.59	4.15	8.50	23.94	247.74
1 732.50	H	12.42	4.18	8.48	16.72	46.99
1 732.50	V	20.84	4.18	8.48	25.14	326.59
1 750.00	H	11.19	4.21	8.45	15.43	34.91
1 750.00	V	20.19	4.21	8.45	24.43	277.33

\* 10 BW 1RB size / 0 Offset for B4

**LTE band 4 (10 MHz - 16QAM)**

Frequency (MHz)	Ant. Pol. (H/V)	S.G level + Amp. (dB m)	Cable loss (dB)	Ant. gain (dB i)	E.I.R.P.	
					(dB m)	(mW)
1 715.00	H	12.25	4.15	8.50	16.60	45.71
1 715.00	V	19.70	4.15	8.50	24.05	254.10
1 732.50	H	11.31	4.18	8.48	15.61	36.39
1 732.50	V	19.55	4.18	8.48	23.85	242.66
1 750.00	H	10.74	4.21	8.45	14.98	31.48
1 750.00	V	19.82	4.21	8.45	24.06	254.68

\* 10 BW 1RB size / 0 Offset for B4

**LTE band 4 (15 MHz - QPSK)**

Frequency (MHz)	Ant. Pol. (H/V)	S.G level + Amp. (dB m)	Cable loss (dB)	Ant. gain (dB i)	E.I.R.P.	
					(dB m)	(mW)
1 717.50	H	11.77	4.15	8.50	16.12	40.93
1 717.50	V	20.36	4.15	8.50	24.71	295.80
1 732.50	H	12.53	4.18	8.48	16.83	48.19
1 732.50	V	20.91	4.18	8.48	25.21	331.89
1 747.50	H	12.15	4.21	8.45	16.39	43.55
1 747.50	V	21.01	4.21	8.45	25.25	334.97

\* 15 BW 1RB size / 0 Offset for B4

The results shown in this test report refer only to the sample(s) tested unless otherwise stated. This test report cannot be reproduced, except in full, without prior written permission of the Company. This test report does not assure KOLAS accreditation.

**LTE band 4 (15 MHz - 16QAM)**

Frequency (MHz)	Ant. Pol. (H/V)	S.G level + Amp. (dB m)	Cable loss (dB)	Ant. gain (dB i)	E.I.R.P.	
					(dB m)	(mW)
1 717.50	H	11.48	4.15	8.50	15.83	38.28
1 717.50	V	19.40	4.15	8.50	23.75	237.14
1 732.50	H	11.59	4.18	8.48	15.89	38.82
1 732.50	V	19.12	4.18	8.48	23.42	219.79
1 747.50	H	11.24	4.21	8.45	15.48	35.32
1 747.50	V	20.28	4.21	8.45	24.52	283.14

\* 15 BW 1RB size / 0 Offset for B4

**LTE band 4 (20 MHz - QPSK)**

Frequency (MHz)	Ant. Pol. (H/V)	S.G level + Amp. (dB m)	Cable loss (dB)	Ant. gain (dB i)	E.I.R.P.	
					(dB m)	(mW)
1 720.00	H	11.84	4.16	8.50	16.18	41.50
1 720.00	V	20.51	4.16	8.50	24.85	305.49
1 732.50	H	12.41	4.18	8.48	16.71	46.88
1 732.50	V	20.29	4.18	8.48	24.59	287.74
1 745.00	H	11.99	4.20	8.46	16.25	42.17
1 745.00	V	19.66	4.20	8.46	23.92	246.60

\* 20 BW 1RB size / 0 Offset for B4

**LTE band 4 (20 MHz - 16QAM)**

Frequency (MHz)	Ant. Pol. (H/V)	S.G level + Amp. (dB m)	Cable loss (dB)	Ant. gain (dB i)	E.I.R.P.	
					(dB m)	(mW)
1 720.00	H	9.87	4.16	8.50	14.21	26.36
1 720.00	V	18.02	4.16	8.50	22.36	172.19
1 732.50	H	10.93	4.18	8.48	15.23	33.34
1 732.50	V	18.48	4.18	8.48	22.78	189.67
1 745.00	H	11.47	4.20	8.46	15.73	37.41
1 745.00	V	19.23	4.20	8.46	23.49	223.36

\* 20 BW 1RB size / 0 Offset for B4

The results shown in this test report refer only to the sample(s) tested unless otherwise stated. This test report cannot be reproduced, except in full, without prior written permission of the Company. This test report does not assure KOLAS accreditation.

**LTE band 5 (1.4 MHz - QPSK)**

Frequency (MHz)	Ant. Pol. (H/V)	S.G level + Amp. (dB m)	Cable loss (dB)	Ant. gain (dB d)	E.R.P.	
					(dB m)	(mW)
824.70	H	28.43	3.26	-4.93	20.24	105.68
824.70	V	20.51	3.26	-4.93	12.32	17.06
836.50	H	28.83	3.45	-5.15	20.23	105.44
836.50	V	20.73	3.45	-5.15	12.13	16.33
848.30	H	28.86	3.52	-4.09	21.25	133.35
848.30	V	18.98	3.52	-4.09	11.37	13.71

\* 1.4 BW 1RB size / 0 Offset for B5

**LTE band 5 (1.4 MHz - 16QAM)**

Frequency (MHz)	Ant. Pol. (H/V)	S.G level + Amp. (dB m)	Cable loss (dB)	Ant. gain (dB d)	E.R.P.	
					(dB m)	(mW)
824.70	H	27.92	3.26	-4.93	19.73	93.97
824.70	V	19.76	3.26	-4.93	11.57	14.35
836.50	H	28.05	3.45	-5.15	19.45	88.10
836.50	V	19.44	3.45	-5.15	10.84	12.13
848.30	H	28.05	3.52	-4.09	20.44	110.66
848.30	V	18.04	3.52	-4.09	10.43	11.04

\* 1.4 BW 1RB size / 0 Offset for B5

**LTE band 5 (3 MHz - QPSK)**

Frequency (MHz)	Ant. Pol. (H/V)	S.G level + Amp. (dB m)	Cable loss (dB)	Ant. gain (dB d)	E.R.P.	
					(dB m)	(mW)
825.50	H	28.74	3.28	-5.05	20.41	109.90
825.50	V	20.40	3.28	-5.05	12.07	16.11
836.50	H	28.99	3.45	-5.15	20.39	109.40
836.50	V	20.51	3.45	-5.15	11.91	15.52
847.50	H	28.25	3.52	-4.16	20.57	114.02
847.50	V	19.28	3.52	-4.16	11.60	14.45

\* 3 BW 1RB size / 0 Offset for B5

The results shown in this test report refer only to the sample(s) tested unless otherwise stated. This test report cannot be reproduced, except in full, without prior written permission of the Company. This test report does not assure KOLAS accreditation.

**LTE band 5 (3 MHz - 16QAM)**

Frequency (MHz)	Ant. Pol. (H/V)	S.G level + Amp. (dB m)	Cable loss (dB)	Ant. gain (dB d)	E.R.P.	
					(dB m)	(mW)
825.50	H	28.48	3.28	-5.05	20.15	103.51
825.50	V	20.33	3.28	-5.05	12.00	15.85
836.50	H	27.95	3.45	-5.15	19.35	86.10
836.50	V	19.54	3.45	-5.15	10.94	12.42
847.50	H	27.81	3.52	-4.16	20.13	103.04
847.50	V	17.73	3.52	-4.16	10.05	10.12

\* 3 BW 1RB size / 0 Offset for B5

**LTE band 5 (5 MHz - QPSK)**

Frequency (MHz)	Ant. Pol. (H/V)	S.G level + Amp. (dB m)	Cable loss (dB)	Ant. gain (dB d)	E.R.P.	
					(dB m)	(mW)
826.50	H	29.31	3.31	-5.20	20.80	120.23
826.50	V	21.31	3.31	-5.20	12.80	19.05
836.50	H	28.92	3.45	-5.15	20.32	107.65
836.50	V	20.63	3.45	-5.15	12.03	15.96
846.50	H	28.42	3.51	-4.25	20.66	116.41
846.50	V	18.77	3.51	-4.25	11.01	12.62

\* 5 BW 1RB size / 0 Offset for B5

**LTE band 5 (5 MHz - 16QAM)**

Frequency (MHz)	Ant. Pol. (H/V)	S.G level + Amp. (dB m)	Cable loss (dB)	Ant. gain (dB d)	E.R.P.	
					(dB m)	(mW)
826.50	H	27.87	3.31	-5.20	19.36	86.30
826.50	V	20.53	3.31	-5.20	12.02	15.92
836.50	H	28.12	3.45	-5.15	19.52	89.54
836.50	V	19.77	3.45	-5.15	11.17	13.09
846.50	H	27.81	3.51	-4.25	20.05	101.16
846.50	V	18.46	3.51	-4.25	10.70	11.75

\* 5 BW 1RB size / 0 Offset for B5

The results shown in this test report refer only to the sample(s) tested unless otherwise stated. This test report cannot be reproduced, except in full, without prior written permission of the Company. This test report does not assure KOLAS accreditation.

**LTE band 5 (10 MHz - QPSK)**

Frequency (MHz)	Ant. Pol. (H/V)	S.G level + Amp. (dB m)	Cable loss (dB)	Ant. gain (dB d)	E.R.P.	
					(dB m)	(mW)
829.00	H	29.86	3.38	-5.58	20.90	123.03
829.00	V	21.90	3.38	-5.58	12.94	19.68
836.50	H	29.09	3.45	-5.15	20.49	111.94
836.50	V	20.70	3.45	-5.15	12.10	16.22
844.00	H	28.22	3.49	-4.48	20.25	105.93
844.00	V	19.21	3.49	-4.48	11.24	13.30

\* 10 BW 1RB size / 0 Offset for B5

**LTE band 5 (10 MHz - 16QAM)**

Frequency (MHz)	Ant. Pol. (H/V)	S.G level + Amp. (dB m)	Cable loss (dB)	Ant. gain (dB d)	E.R.P.	
					(dB m)	(mW)
829.00	H	28.80	3.38	-5.58	19.84	96.38
829.00	V	21.45	3.38	-5.58	12.49	17.74
836.50	H	27.96	3.45	-5.15	19.36	86.30
836.50	V	19.48	3.45	-5.15	10.88	12.25
844.00	H	27.63	3.49	-4.48	19.66	92.47
844.00	V	18.22	3.49	-4.48	10.25	10.59

\* 10 BW 1RB size / 0 Offset for B5

The results shown in this test report refer only to the sample(s) tested unless otherwise stated. This test report cannot be reproduced, except in full, without prior written permission of the Company. This test report does not assure KOLAS accreditation.

**LTE band 13 (5 MHz - QPSK)**

Frequency (MHz)	Ant. Pol. (H/V)	S.G level + Amp. (dB m)	Cable loss (dB)	Ant. gain (dB d)	E.R.P.	
					(dB m)	(mW)
779.50	H	31.25	2.98	-3.69	24.58	287.08
779.50	V	20.29	2.98	-3.69	13.62	23.01
782.00	H	30.34	3.04	-3.64	23.66	232.27
782.00	V	19.63	3.04	-3.64	12.95	19.72
784.50	H	29.03	3.14	-3.59	22.30	169.82
784.50	V	19.23	3.14	-3.59	12.50	17.78

\* 5 BW 1RB size / 0 Offset for B13

**LTE band 13 (5 MHz - 16QAM)**

Frequency (MHz)	Ant. Pol. (H/V)	S.G level + Amp. (dB m)	Cable loss (dB)	Ant. gain (dB d)	E.R.P.	
					(dB m)	(mW)
779.50	H	29.83	2.98	-3.69	23.16	207.01
779.50	V	19.47	2.98	-3.69	12.80	19.05
782.00	H	29.30	3.04	-3.64	22.62	182.81
782.00	V	18.26	3.04	-3.64	11.58	14.39
784.50	H	28.53	3.14	-3.59	21.80	151.36
784.50	V	18.44	3.14	-3.59	11.71	14.83

\* 5 BW 1RB size / 0 Offset for B13

*The results shown in this test report refer only to the sample(s) tested unless otherwise stated. This test report cannot be reproduced, except in full, without prior written permission of the Company. This test report does not assure KOLAS accreditation.*

**LTE band 13 (10 MHz - QPSK)**

Frequency (MHz)	Ant. Pol. (H/V)	S.G level + Amp. (dB m)	Cable loss (dB)	Ant. gain (dB d)	E.R.P.	
					(dB m)	(mW)
782.00	H	30.22	3.04	-3.64	23.54	225.94
782.00	V	20.42	3.04	-3.64	13.74	23.66

\* 10 BW 1RB size / 0 Offset for B13

**LTE band 13 (10 MHz - 16QAM)**

Frequency (MHz)	Ant. Pol. (H/V)	S.G level + Amp. (dB m)	Cable loss (dB)	Ant. gain (dB d)	E.R.P.	
					(dB m)	(mW)
782.00	H	29.68	3.04	-3.64	23.00	199.53
782.00	V	19.14	3.04	-3.64	12.46	17.62

\* 10 BW 1RB size / 0 Offset for B13

Remark:

1. E.R.P. & E.I.R.P. = [S.G level + Amp.] (dB m) - Cable loss (dB) + Ant. gain (dB d/dB i)
2. This device was tested under all bandwidths, RB configurations and modulations.
3. The data reported in the table above was measured in worst case.

*The results shown in this test report refer only to the sample(s) tested unless otherwise stated. This test report cannot be reproduced, except in full, without prior written permission of the Company. This test report does not assure KOLAS accreditation.*



## 2.5. Spurious radiated emission

- Measured output Power: 24.86 dB m = 0.306 2 W
- Modulation Signal: LTE band 2 (1.4 MHz - QPSK)
- Distance: 3 meters
- Limit:  $43 + 10 \log_{10}(W) = 37.86$  dB c

Frequency (MHz)	Ant. Pol. (H/V)	S.G level + Amp. (dB m)	Cable loss (dB)	Ant. gain (dB i)	E.I.R.P. (dB m)	dB c	Margin (dB)
Low Channel (1 850.7 MHz)							
3 700.42	H	-41.35	5.96	9.06	-38.25	63.11	-25.25
3 700.42	V	-50.75	5.96	9.06	-47.65	72.51	-34.65
5 550.84	H	-49.57	7.53	10.63	-46.47	71.33	-33.47
5 550.85	V	-51.86	7.53	10.63	-48.76	73.62	-35.76
Middle Channel (1 880.0 MHz)							
3 759.09	H	-51.32	6.26	9.12	-48.46	73.32	-35.46
3 758.75	V	-54.00	6.25	9.12	-51.13	75.99	-38.13
5 638.71	H	-49.29	7.64	10.90	-46.03	70.89	-33.03
5 638.72	V	-48.87	7.64	10.90	-45.61	70.47	-32.61
High Channel (1 909.3 MHz)							
3 817.75	H	-54.70	6.51	9.15	-52.06	76.92	-39.06
3 817.78	V	-52.57	6.51	9.15	-49.93	74.79	-36.93
5 726.52	H	-50.00	7.86	11.27	-46.59	71.45	-33.59
5 726.61	V	-46.79	7.86	11.27	-43.38	68.24	-30.38

\* 1.4 BW 1RB size / 0 Offset for B2

The results shown in this test report refer only to the sample(s) tested unless otherwise stated. This test report cannot be reproduced, except in full, without prior written permission of the Company. This test report does not assure KOLAS accreditation.

- Measured output Power: 25.00 dB m = 0.316 2 W
- Modulation Signal: LTE band 2 (3 MHz - QPSK)
- Distance: 3 meters
- Limit:  $43 + 10\log_{10}(W) = 38.00$  dB c

Frequency (MHz)	Ant. Pol. (H/V)	S.G level + Amp. (dB m)	Cable loss (dB)	Ant. gain (dB i)	E.I.R.P. (dB m)	dB c	Margin (dB)
Low Channel (1 851.5 MHz)							
3 700.49	H	-42.16	5.96	9.06	-39.06	64.06	-26.06
3 700.56	V	-50.58	5.96	9.06	-47.48	72.48	-34.48
5 550.94	H	-49.66	7.53	10.63	-46.56	71.56	-33.56
5 550.94	V	-51.59	7.53	10.63	-48.49	73.49	-35.49
Middle Channel (1 880.0 MHz)							
3 757.43	H	-52.07	6.25	9.12	-49.20	74.20	-36.20
3 757.48	V	-53.81	6.25	9.12	-50.94	75.94	-37.94
5 636.15	H	-49.14	7.63	10.88	-45.89	70.89	-32.89
5 636.10	V	-49.33	7.63	10.88	-46.08	71.08	-33.08
High Channel (1 908.5 MHz)							
3 814.58	H	-53.04	6.50	9.15	-50.39	75.39	-37.39
3 813.97	V	-52.62	6.50	9.15	-49.97	74.97	-36.97
5 721.52	H	-49.53	7.85	11.27	-46.11	71.11	-33.11
5 721.67	V	-46.55	7.85	11.27	-43.13	68.13	-30.13

\* 3 BW 1RB size / 0 Offset for B2

The results shown in this test report refer only to the sample(s) tested unless otherwise stated. This test report cannot be reproduced, except in full, without prior written permission of the Company. This test report does not assure KOLAS accreditation.

- Measured output Power: 25.23 dB m = 0.333 4 W
- Modulation Signal: LTE band 2 (5 MHz - QPSK)
- Distance: 3 meters
- Limit:  $43 + 10\log_{10}(W) = 38.23$  dB c

Frequency (MHz)	Ant. Pol. (H/V)	S.G level + Amp. (dB m)	Cable loss (dB)	Ant. gain (dB i)	E.I.R.P. (dB m)	dB c	Margin (dB)
Low Channel (1 852.5 MHz)							
3 700.38	H	-43.01	5.96	9.06	-39.91	65.14	-26.91
3 700.58	V	-50.77	5.96	9.06	-47.67	72.90	-34.67
5 551.20	H	-49.81	7.53	10.63	-46.71	71.94	-33.71
5 551.27	V	-52.08	7.53	10.63	-48.98	74.21	-35.98
Middle Channel (1 880.0 MHz)							
3 755.59	H	-49.99	6.24	9.12	-47.11	72.34	-34.11
3 755.67	V	-53.24	6.24	9.12	-50.36	75.59	-37.36
5 633.30	H	-49.56	7.62	10.86	-46.32	71.55	-33.32
5 633.43	V	-49.66	7.62	10.87	-46.41	71.64	-33.41
High Channel (1 907.5 MHz)							
3 810.87	H	-55.58	6.49	9.16	-52.91	78.14	-39.91
3 809.52	V	-53.54	6.49	9.16	-50.87	76.10	-37.87
5 716.11	H	-50.36	7.85	11.27	-46.94	72.17	-33.94
5 715.90	V	-47.62	7.85	11.27	-44.20	69.43	-31.20

\* 5 BW 1RB size / 0 Offset for B2

The results shown in this test report refer only to the sample(s) tested unless otherwise stated. This test report cannot be reproduced, except in full, without prior written permission of the Company. This test report does not assure KOLAS accreditation.

- Measured output Power: 25.15 dB m = 0.327 3 W
- Modulation Signal: LTE band 2 (10 MHz - QPSK)
- Distance: 3 meters
- Limit:  $43 + 10\log_{10}(W) = 38.15$  dB c

Frequency (MHz)	Ant. Pol. (H/V)	S.G level + Amp. (dB m)	Cable loss (dB)	Ant. gain (dB i)	E.I.R.P. (dB m)	dB c	Margin (dB)
Low Channel (1 855.0 MHz)							
3 701.19	H	-43.60	5.97	9.07	-40.50	65.65	-27.50
3 701.22	V	-51.55	5.97	9.07	-48.45	73.60	-35.45
5 551.48	H	-49.67	7.53	10.63	-46.57	71.72	-33.57
5 551.90	V	-51.82	7.53	10.63	-48.72	73.87	-35.72
Middle Channel (1 880.0 MHz)							
3 751.26	H	-53.14	6.22	9.12	-50.24	75.39	-37.24
3 751.33	V	-53.79	6.22	9.12	-50.89	76.04	-37.89
5 626.90	H	-50.67	7.60	10.83	-47.44	72.59	-34.44
5 626.84	V	-50.02	7.60	10.83	-46.79	71.94	-33.79
High Channel (1 905.0 MHz)							
3 801.04	H	-52.81	6.46	9.16	-50.11	75.26	-37.11
3 801.01	V	-53.45	6.46	9.16	-50.75	75.90	-37.75
5 701.87	H	-51.05	7.83	11.27	-47.61	72.76	-34.61
5 701.87	V	-49.20	7.83	11.27	-45.76	70.91	-32.76

\* 10 BW 1RB size / 0 Offset for B2

The results shown in this test report refer only to the sample(s) tested unless otherwise stated. This test report cannot be reproduced, except in full, without prior written permission of the Company. This test report does not assure KOLAS accreditation.

- Measured output Power: 24.89 dB m = 0.308 3 W
- Modulation Signal: LTE band 2 (15 MHz - QPSK)
- Distance: 3 meters
- Limit:  $43 + 10\log_{10}(W) = 37.89$  dB c

Frequency (MHz)	Ant. Pol. (H/V)	S.G level + Amp. (dB m)	Cable loss (dB)	Ant. gain (dB i)	E.I.R.P. (dB m)	dB c	Margin (dB)
Low Channel (1 857.5 MHz)							
3 701.72	H	-43.94	5.97	9.07	-40.84	65.73	-27.84
3 701.56	V	-50.21	5.97	9.07	-47.11	72.00	-34.11
5 552.38	H	-49.69	7.53	10.63	-46.59	71.48	-33.59
5 552.26	V	-51.41	7.53	10.63	-48.31	73.20	-35.31
Middle Channel (1 880.0 MHz)							
3 746.56	H	-48.77	6.19	9.11	-45.85	70.74	-32.85
3 746.77	V	-53.09	6.19	9.11	-50.17	75.06	-37.17
5 619.96	H	-50.76	7.58	10.78	-47.56	72.45	-34.56
5 619.99	V	-49.99	7.58	10.78	-46.79	71.68	-33.79
High Channel (1 902.5 MHz)							
3 791.71	H	-53.37	6.42	9.16	-50.63	75.52	-37.63
3 791.71	V	-53.55	6.42	9.16	-50.81	75.70	-37.81
5 687.46	H	-51.15	7.79	11.19	-47.75	72.64	-34.75
5 687.65	V	-48.47	7.79	11.19	-45.07	69.96	-32.07

\* 15 BW 1RB size / 0 Offset for B2

The results shown in this test report refer only to the sample(s) tested unless otherwise stated. This test report cannot be reproduced, except in full, without prior written permission of the Company. This test report does not assure KOLAS accreditation.

- Measured output Power: 25.28 dB m = 0.337 3 W
- Modulation Signal: LTE band 2 (20 MHz - QPSK)
- Distance: 3 meters
- Limit:  $43 + 10\log_{10}(W) = 38.28$  dB c

Frequency (MHz)	Ant. Pol. (H/V)	S.G level + Amp. (dB m)	Cable loss (dB)	Ant. gain (dB i)	E.I.R.P. (dB m)	dB c	Margin (dB)
Low Channel (1 860.0 MHz)							
3 702.20	H	-38.94	5.97	9.07	-35.84	61.12	-22.84
3 702.30	V	-47.31	5.97	9.07	-44.21	69.49	-31.21
5 553.19	H	-49.59	7.53	10.63	-46.49	71.77	-33.49
5 553.52	V	-51.28	7.53	10.63	-48.18	73.46	-35.18
Middle Channel (1 880.0 MHz)							
3 742.20	H	-51.16	6.17	9.11	-48.22	73.50	-35.22
3 742.04	V	-53.91	6.17	9.11	-50.97	76.25	-37.97
5 613.36	H	-51.27	7.56	10.74	-48.09	73.37	-35.09
5 613.23	V	-50.06	7.56	10.74	-46.88	72.16	-33.88
High Channel (1 900.0 MHz)							
3 782.09	H	-52.88	6.37	9.15	-50.10	75.38	-37.10
3 783.81	V	-53.47	6.38	9.15	-50.70	75.98	-37.70
5 672.96	H	-48.68	7.75	11.10	-45.33	70.61	-32.33
5 673.30	V	-47.28	7.75	11.11	-43.92	69.20	-30.92

\* 20 BW 1RB size / 0 Offset for B2

The results shown in this test report refer only to the sample(s) tested unless otherwise stated. This test report cannot be reproduced, except in full, without prior written permission of the Company. This test report does not assure KOLAS accreditation.

- Measured output Power: 26.49 dB m = 0.445 7 W
- Modulation Signal: LTE band 4 (1.4 MHz - QPSK)
- Distance: 3 meters
- Limit: 43 + 10log<sub>10</sub>(W) = 39.49 dB c

Frequency (MHz)	Ant. Pol. (H/V)	S.G level + Amp. (dB m)	Cable loss (dB)	Ant. gain (dB i)	E.I.R.P. (dB m)	dB c	Margin (dB)
Low Channel (1 710.7 MHz)							
3 420.27	H	-41.40	5.88	9.27	-38.01	64.50	-25.01
3 420.61	V	-45.77	5.88	9.27	-42.38	68.87	-29.38
5 130.80	H	-45.63	7.61	10.44	-42.80	69.29	-29.80
5 130.77	V	-53.43	7.61	10.44	-50.60	77.09	-37.60
Middle Channel (1 732.5 MHz)							
3 464.12	H	-41.24	5.92	9.24	-37.92	64.41	-24.92
3 464.09	V	-49.06	5.92	9.24	-45.74	72.23	-32.74
5 195.97	H	-48.59	7.75	10.60	-45.74	72.23	-32.74
5 196.15	V	-54.73	7.75	10.60	-51.88	78.37	-38.88
High Channel (1 754.3 MHz)							
3 507.70	H	-42.17	5.94	9.22	-38.89	65.38	-25.89
3 507.76	V	-51.50	5.94	9.22	-48.22	74.71	-35.22
5 261.41	H	-49.78	7.68	10.71	-46.75	73.24	-33.75
5 261.59	V	-53.70	7.68	10.71	-50.67	77.16	-37.67

\* 1.4 BW 1RB size / 0 Offset for B4

The results shown in this test report refer only to the sample(s) tested unless otherwise stated. This test report cannot be reproduced, except in full, without prior written permission of the Company. This test report does not assure KOLAS accreditation.

- Measured output Power: 26.50 dB m = 0.446 7 W
- Modulation Signal: LTE band 4 (3 MHz - QPSK)
- Distance: 3 meters
- Limit:  $43 + 10\log_{10}(W) = 39.50$  dB c

Frequency (MHz)	Ant. Pol. (H/V)	S.G level + Amp. (dB m)	Cable loss (dB)	Ant. gain (dB i)	E.I.R.P. (dB m)	dB c	Margin (dB)
Low Channel (1 711.5 MHz)							
3 420.38	H	-41.45	5.88	9.27	-38.06	64.56	-25.06
3 420.46	V	-45.79	5.88	9.27	-42.40	68.90	-29.40
5 130.52	H	-45.76	7.61	10.44	-42.93	69.43	-29.93
5 130.55	V	-53.02	7.61	10.44	-50.19	76.69	-37.19
Middle Channel (1 732.5 MHz)							
3 462.33	H	-42.37	5.92	9.24	-39.05	65.55	-26.05
3 462.37	V	-49.44	5.92	9.24	-46.12	72.62	-33.12
5 193.65	H	-48.51	7.75	10.59	-45.67	72.17	-32.67
5 193.46	V	-54.32	7.75	10.59	-51.48	77.98	-38.48
High Channel (1 753.5 MHz)							
3 504.51	H	-43.29	5.94	9.22	-40.01	66.51	-27.01
3 504.50	V	-53.10	5.94	9.22	-49.82	76.32	-36.82
5 256.48	H	-49.33	7.69	10.70	-46.32	72.82	-33.32
5 256.77	V	-54.26	7.69	10.70	-51.25	77.75	-38.25

\* 3 BW 1RB size / 0 Offset for B4

The results shown in this test report refer only to the sample(s) tested unless otherwise stated. This test report cannot be reproduced, except in full, without prior written permission of the Company. This test report does not assure KOLAS accreditation.



- Measured output Power: 26.48 dB m = 0.444 6 W
- Modulation Signal: LTE band 4 (5 MHz - QPSK)
- Distance: 3 meters
- Limit:  $43 + 10\log_{10}(W) = 39.48$  dB c

Frequency (MHz)	Ant. Pol. (H/V)	S.G level + Amp. (dB m)	Cable loss (dB)	Ant. gain (dB i)	E.I.R.P. (dB m)	dB c	Margin (dB)
Low Channel (1 712.5 MHz)							
3 420.65	H	-41.74	5.88	9.27	-38.35	64.83	-25.35
3 420.61	V	-45.96	5.88	9.27	-42.57	69.05	-29.57
5 131.09	H	-45.60	7.61	10.45	-42.76	69.24	-29.76
5 131.17	V	-52.50	7.61	10.45	-49.66	76.14	-36.66
Middle Channel (1 732.5 MHz)							
3 460.65	H	-42.70	5.91	9.24	-39.37	65.85	-26.37
3 460.67	V	-49.67	5.91	9.24	-46.34	72.82	-33.34
5 191.11	H	-48.39	7.74	10.59	-45.54	72.02	-32.54
5 191.19	V	-53.98	7.74	10.59	-51.13	77.61	-38.13
High Channel (1 752.5 MHz)							
3 500.61	H	-44.88	5.95	9.21	-41.62	68.10	-28.62
3 500.63	V	-53.77	5.95	9.21	-50.51	76.99	-37.51
5 251.04	H	-48.30	7.69	10.69	-45.30	71.78	-32.30
5 251.09	V	-53.15	7.69	10.69	-50.15	76.63	-37.15

\* 5 BW 1RB size / 0 Offset for B4

The results shown in this test report refer only to the sample(s) tested unless otherwise stated. This test report cannot be reproduced, except in full, without prior written permission of the Company. This test report does not assure KOLAS accreditation.

- Measured output Power: 25.14 dB m = 0.326 6 W
- Modulation Signal: LTE band 4 (10 MHz - QPSK)
- Distance: 3 meters
- Limit:  $43 + 10\log_{10}(W) = 38.14$  dB c

Frequency (MHz)	Ant. Pol. (H/V)	S.G level + Amp. (dB m)	Cable loss (dB)	Ant. gain (dB i)	E.I.R.P. (dB m)	dB c	Margin (dB)
Low Channel (1 715.0 MHz)							
3 421.27	H	-41.67	5.88	9.27	-38.28	63.42	-25.28
3 421.13	V	-46.06	5.88	9.27	-42.67	67.81	-29.67
5 131.74	H	-45.46	7.61	10.45	-42.62	67.76	-29.62
5 131.96	V	-53.11	7.61	10.45	-50.27	75.41	-37.27
Middle Channel (1 732.5 MHz)							
3 456.08	H	-44.28	5.91	9.24	-40.95	66.09	-27.95
3 456.09	V	-51.07	5.91	9.24	-47.74	72.88	-34.74
5 184.25	H	-47.67	7.73	10.57	-44.83	69.97	-31.83
5 184.16	V	-53.89	7.73	10.57	-51.05	76.19	-38.05
High Channel (1 750.0 MHz)							
3 491.12	H	-44.27	5.94	9.22	-40.99	66.13	-27.99
3 491.20	V	-53.55	5.94	9.22	-50.27	75.41	-37.27
5 236.68	H	-48.50	7.71	10.67	-45.54	70.68	-32.54
5 236.67	V	-52.45	7.71	10.67	-49.49	74.63	-36.49

\* 10 BW 1RB size / 0 Offset for B4

The results shown in this test report refer only to the sample(s) tested unless otherwise stated. This test report cannot be reproduced, except in full, without prior written permission of the Company. This test report does not assure KOLAS accreditation.

- Measured output Power: 25.25 dB m = 0.335 0 W
- Modulation Signal: LTE band 4 (15 MHz - QPSK)
- Distance: 3 meters
- Limit:  $43 + 10\log_{10}(W) = 38.25$  dB c

Frequency (MHz)	Ant. Pol. (H/V)	S.G level + Amp. (dB m)	Cable loss (dB)	Ant. gain (dB i)	E.I.R.P. (dB m)	dB c	Margin (dB)
Low Channel (1 717.5 MHz)							
3 421.55	H	-41.56	5.88	9.26	-38.18	63.43	-25.18
3 421.59	V	-45.93	5.88	9.26	-42.55	67.80	-29.55
5 132.50	H	-45.49	7.61	10.45	-42.65	67.90	-29.65
5 132.74	V	-53.10	7.61	10.45	-50.26	75.51	-37.26
Middle Channel (1 732.5 MHz)							
3 451.61	H	-44.01	5.91	9.24	-40.68	65.93	-27.68
3 451.67	V	-50.42	5.91	9.24	-47.09	72.34	-34.09
5 177.33	H	-46.99	7.71	10.56	-44.14	69.39	-31.14
5 177.59	V	-53.89	7.71	10.56	-51.04	76.29	-38.04
High Channel (1 747.5 MHz)							
3 481.74	H	-44.58	5.93	9.22	-41.29	66.54	-28.29
3 481.68	V	-53.15	5.93	9.22	-49.86	75.11	-36.86
5 222.41	H	-48.06	7.73	10.65	-45.14	70.39	-32.14
5 222.61	V	-53.36	7.73	10.65	-50.44	75.69	-37.44

\* 15 BW 1RB size / 0 Offset for B4

The results shown in this test report refer only to the sample(s) tested unless otherwise stated. This test report cannot be reproduced, except in full, without prior written permission of the Company. This test report does not assure KOLAS accreditation.

- Measured output Power: 24.85 dB m = 0.305 5 W
- Modulation Signal: LTE band 4 (20 MHz - QPSK)
- Distance: 3 meters
- Limit:  $43 + 10\log_{10}(W) = 37.85$  dB c

Frequency (MHz)	Ant. Pol. (H/V)	S.G level + Amp. (dB m)	Cable loss (dB)	Ant. gain (dB i)	E.I.R.P. (dB m)	dB c	Margin (dB)
Low Channel (1 720.0 MHz)							
3 422.20	H	-41.67	5.88	9.26	-38.29	63.14	-25.29
3 421.92	V	-46.08	5.88	9.26	-42.70	67.55	-29.70
5 133.41	H	-46.12	7.61	10.45	-43.28	68.13	-30.28
5 133.22	V	-53.29	7.61	10.45	-50.45	75.30	-37.45
Middle Channel (1 732.5 MHz)							
3 447.15	H	-43.93	5.90	9.25	-40.58	65.43	-27.58
3 447.20	V	-50.08	5.90	9.25	-46.73	71.58	-33.73
5 170.83	H	-46.53	7.70	10.54	-43.69	68.54	-30.69
5 170.67	V	-53.60	7.70	10.54	-50.76	75.61	-37.76
High Channel (1 745.0 MHz)							
3 472.25	H	-44.68	5.93	9.23	-41.38	66.23	-28.38
3 472.15	V	-52.58	5.92	9.23	-49.27	74.12	-36.27
5 208.23	H	-48.45	7.75	10.62	-45.58	70.43	-32.58
5 208.25	V	-54.49	7.75	10.62	-51.62	76.47	-38.62

\* 20 BW 1RB size / 0 Offset for B4

The results shown in this test report refer only to the sample(s) tested unless otherwise stated. This test report cannot be reproduced, except in full, without prior written permission of the Company. This test report does not assure KOLAS accreditation.

- Measured output Power: 21.25 dB m = 0.133 4 W
- Modulation Signal: LTE band 5 (1.4 MHz - QPSK)
- Distance: 3 meters
- Limit:  $43 + 10\log_{10}(W) = 34.25$  dB c

Frequency (MHz)	Ant. Pol. (H/V)	S.G level + Amp. (dB m)	Cable loss (dB)	Ant. gain (dB d)	E.R.P. (dB m)	dB c	Margin (dB)
Low Channel (824.7 MHz)							
1 648.35	H	-59.20	4.01	5.99	-57.22	78.47	-44.22
1 648.39	V	-58.26	4.01	5.99	-56.28	77.53	-43.28
Middle Channel (836.5 MHz)							
1 672.25	H	-58.85	4.06	6.17	-56.74	77.99	-43.74
1 672.09	V	-54.71	4.06	6.17	-52.60	73.85	-39.60
High Channel (848.3 MHz)							
1 695.83	H	-61.09	4.11	6.35	-58.85	80.10	-45.85
1 695.75	V	-54.67	4.11	6.35	-52.43	73.68	-39.43

\* 1.4 BW 1RB size / 0 Offset for B5

*The results shown in this test report refer only to the sample(s) tested unless otherwise stated. This test report cannot be reproduced, except in full, without prior written permission of the Company. This test report does not assure KOLAS accreditation.*

- Measured output Power: 20.57 dB m = 0.114 0 W
- Modulation Signal: LTE band 5 (3 MHz - QPSK)
- Distance: 3 meters
- Limit:  $43 + 10\log_{10}(W) = 33.57$  dB c

Frequency (MHz)	Ant. Pol. (H/V)	S.G level + Amp. (dB m)	Cable loss (dB)	Ant. gain (dB d)	E.R.P. (dB m)	dB c	Margin (dB)
Low Channel (825.5 MHz)							
1 648.68	H	-56.92	4.01	5.99	-54.94	75.51	-41.94
1 648.46	V	-56.04	4.01	5.99	-54.06	74.63	-41.06
Middle Channel (836.5 MHz)							
1 670.58	H	-59.16	4.06	6.16	-57.06	77.63	-44.06
1 670.48	V	-54.91	4.06	6.16	-52.81	73.38	-39.81
High Channel (847.5 MHz)							
1 692.49	H	-53.59	4.10	6.32	-51.37	71.94	-38.37
1 692.51	V	-46.13	4.10	6.32	-43.91	64.48	-30.91

\* 3 BW 1RB size / 0 Offset for B5

*The results shown in this test report refer only to the sample(s) tested unless otherwise stated. This test report cannot be reproduced, except in full, without prior written permission of the Company. This test report does not assure KOLAS accreditation.*

- Measured output Power: 20.80 dB m = 0.120 2 W
- Modulation Signal: LTE band 5 (5 MHz - QPSK)
- Distance: 3 meters
- Limit:  $43 + 10\log_{10}(W) = 33.80$  dB c

Frequency (MHz)	Ant. Pol. (H/V)	S.G level + Amp. (dB m)	Cable loss (dB)	Ant. gain (dB d)	E.R.P. (dB m)	dB c	Margin (dB)
Low Channel (826.5 MHz)							
1 648.55	H	-57.22	4.01	5.99	-55.24	76.04	-42.24
1 648.59	V	-56.03	4.01	5.99	-54.05	74.85	-41.05
Middle Channel (836.5 MHz)							
1 669.10	H	-60.15	4.05	6.15	-58.05	78.85	-45.05
1 668.70	V	-56.19	4.05	6.14	-54.10	74.90	-41.10
High Channel (846.5 MHz)							
1 688.58	H	-56.72	4.09	6.29	-54.52	75.32	-41.52
1 688.62	V	-50.10	4.09	6.29	-47.90	68.70	-34.90

\* 5 BW 1RB size / 0 Offset for B5

*The results shown in this test report refer only to the sample(s) tested unless otherwise stated. This test report cannot be reproduced, except in full, without prior written permission of the Company. This test report does not assure KOLAS accreditation.*

- Measured output Power: 20.90 dB m = 0.123 0 W
- Modulation Signal: LTE band 5 (10 MHz - QPSK)
- Distance: 3 meters
- Limit:  $43 + 10\log_{10}(W) = 33.90$  dB c

Frequency (MHz)	Ant. Pol. (H/V)	S.G level + Amp. (dB m)	Cable loss (dB)	Ant. gain (dB d)	E.R.P. (dB m)	dB c	Margin (dB)
Low Channel (829.0 MHz)							
1 648.65	H	-58.47	4.01	5.99	-56.49	77.39	-43.49
1 649.45	V	-58.46	4.01	6.00	-56.47	77.37	-43.47
Middle Channel (836.5 MHz)							
1 664.12	H	-57.84	4.04	6.11	-55.77	76.67	-42.77
1 664.09	V	-54.40	4.04	6.11	-52.33	73.23	-39.33
High Channel (844.0 MHz)							
1 678.99	H	-61.54	4.07	6.22	-59.39	80.29	-46.39
1 679.06	V	-55.15	4.07	6.22	-53.00	73.90	-40.00

\* 10 BW 1RB size / 0 Offset for B5

*The results shown in this test report refer only to the sample(s) tested unless otherwise stated. This test report cannot be reproduced, except in full, without prior written permission of the Company. This test report does not assure KOLAS accreditation.*



- Measured output Power: 24.58 dB m = 0.287 1 W
- Modulation Signal: LTE band 13 (5 MHz - QPSK)
- Distance: 3 meters
- Limit:  $43 + 10\log_{10}(W) = 37.58$  dB c

Frequency (MHz)	Ant. Pol. (H/V)	S.G level + Amp. (dB m)	Cable loss (dB)	Ant. gain (dB d)	E.R.P. (dB m)	dB c	Margin (dB)
Low Channel (779.5 MHz)							
1 554.79	H	-45.49	3.80	5.68	-43.61	68.19	-30.61
1 554.59	V	-57.17	3.80	5.68	-55.29	79.87	-42.29
Middle Channel (782.0 MHz)							
1 559.63	H	-50.37	3.81	5.67	-48.51	73.09	-35.51
1 559.61	V	-61.02	3.81	5.67	-59.16	83.74	-46.16
High Channel (784.5 MHz)							
1 564.59	H	-51.41	3.82	5.67	-49.56	74.14	-36.56
1 564.77	V	-60.43	3.82	5.67	-58.58	83.16	-45.58

\* 5 BW 1RB size / 0 Offset for B13

*The results shown in this test report refer only to the sample(s) tested unless otherwise stated. This test report cannot be reproduced, except in full, without prior written permission of the Company. This test report does not assure KOLAS accreditation.*

- Measured output Power: 23.54 dB m = 0.225 9 W
- Modulation Signal: LTE band 13 (10 MHz - QPSK)
- Distance: 3 meters
- Limit:  $43 + 10\log_{10}(W) = 36.54$  dB c

Frequency (MHz)	Ant. Pol. (H/V)	S.G level + Amp. (dB m)	Cable loss (dB)	Ant. gain (dB d)	E.R.P. (dB m)	dB c	Margin (dB)
Middle Channel (782.0 MHz)							
1 555.10	H	-48.42	3.80	5.68	-46.54	70.08	-33.54
1 553.17	V	-58.81	3.79	5.68	-56.92	80.46	-43.92

\* 10 BW 1RB size / 0 Offset for B13

Remark:

1. E.R.P. & E.I.R.P. = S.G level (dB m) - Cable loss (dB) + Ant. gain (dB d/dB i)
2. This device was tested under all bandwidths, RB configurations, and modulations.
3. The data reported in the table above was measured in worst case.

*The results shown in this test report refer only to the sample(s) tested unless otherwise stated. This test report cannot be reproduced, except in full, without prior written permission of the Company. This test report does not assure KOLAS accreditation.*

### 3. Conducted Output Power

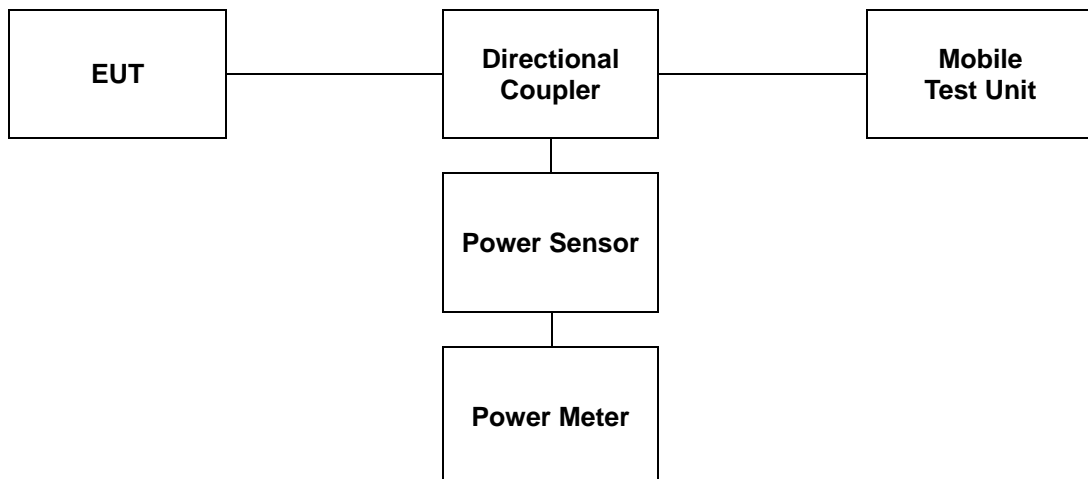
#### 3.1. Limit

CFR 47, Section FCC §2.1046.

#### 3.2. Test Procedure

Output power shall be measured at the RF output terminals for all configurations.

1. The RF output of the transmitter was connected to the input of the mobile test unit in order to establish communication with the EUT.
2. The EUT was set up for the max. output power with pseudo random data modulation by using mobile test unit parameters.
3. The measurement performed using a wideband RF power meter.
4. This EUT was tested under all configurations and the highest power was investigated and reported.



*The results shown in this test report refer only to the sample(s) tested unless otherwise stated. This test report cannot be reproduced, except in full, without prior written permission of the Company. This test report does not assure KOLAS accreditation.*

### 3.3. Test Result

Ambient temperature : (23 ± 1) °C

Relative humidity : 47 % R.H.

Band	Bandwidth (MHz)	RB Size	RB Offset	QPSK			16QAM			
				18607	18900	19193	18607	18900	19193	
2	1.4	1	0	1 850.7	1 880.0	1 909.3	1 850.7	1 880.0	1 909.3	
		1	3	23.00	23.27	23.01	22.24	22.22	22.19	
		1	5	22.98	23.21	23.13	22.16	22.13	22.20	
		3	0	22.75	23.19	22.94	22.13	22.20	22.11	
		3	2	22.86	23.18	22.96	21.98	22.14	21.91	
		3	3	22.87	23.21	22.97	21.96	22.19	21.82	
		6	0	22.95	23.15	22.84	22.06	22.20	21.93	
	6	0	21.89	22.08	21.82	21.05	21.11	20.98		
		<b>Bandwidth (MHz)</b>	<b>RB Size</b>	<b>RB Offset</b>	<b>18615</b>	<b>18900</b>	<b>19185</b>	<b>18615</b>	<b>18900</b>	<b>19185</b>
					<b>1 851.5</b>	<b>1 880.0</b>	<b>1 908.5</b>	<b>1 851.5</b>	<b>1 880.0</b>	<b>1 908.5</b>
		3	1	0	22.62	22.74	22.74	22.12	21.79	22.04
			1	8	22.67	22.75	22.76	22.14	22.08	21.70
			1	14	22.67	22.88	22.76	22.06	22.02	21.93
			8	0	21.80	21.95	21.88	20.86	21.09	20.96
			8	4	21.69	21.84	21.85	21.04	20.96	20.92
			8	7	21.64	21.86	21.81	20.98	20.98	20.88
			15	0	21.74	21.88	21.85	20.95	21.06	20.90
		<b>Bandwidth (MHz)</b>	<b>RB Size</b>	<b>RB Offset</b>	<b>18625</b>	<b>18900</b>	<b>19175</b>	<b>18625</b>	<b>18900</b>	<b>19175</b>
					<b>1 852.5</b>	<b>1 880.0</b>	<b>1 907.5</b>	<b>1 852.5</b>	<b>1 880.0</b>	<b>1 907.5</b>
		5	1	0	22.69	22.74	22.65	21.86	21.90	22.04
			1	12	22.74	22.80	22.98	21.94	21.70	22.10
			1	24	22.79	22.73	22.79	21.96	21.54	22.03
			12	0	21.71	21.80	21.73	20.74	20.78	20.66
			12	7	21.73	21.80	21.74	20.73	20.75	20.74
			12	13	21.76	21.76	21.76	20.75	20.74	20.78
			25	0	21.72	21.84	21.82	20.86	20.80	20.85
		<b>Bandwidth (MHz)</b>	<b>RB Size</b>	<b>RB Offset</b>	<b>18650</b>	<b>18900</b>	<b>19150</b>	<b>18650</b>	<b>18900</b>	<b>19150</b>
					<b>1 855.0</b>	<b>1 880.0</b>	<b>1 905.0</b>	<b>1 855.0</b>	<b>1 880.0</b>	<b>1 905.0</b>
	10	1	0	22.97	22.85	22.95	21.88	21.93	22.12	
		1	25	22.98	23.16	22.88	21.83	21.94	22.04	
		1	49	22.75	22.71	22.69	21.78	21.98	22.13	
		25	0	21.66	21.85	21.65	20.75	20.89	20.98	
		25	12	21.82	21.83	21.77	20.83	20.91	20.99	
		25	25	21.82	21.79	21.80	20.80	20.84	20.92	
		50	0	21.69	21.78	21.70	20.76	20.77	20.71	
	<b>Bandwidth (MHz)</b>	<b>RB Size</b>	<b>RB Offset</b>	<b>18675</b>	<b>18900</b>	<b>19125</b>	<b>18675</b>	<b>18900</b>	<b>19125</b>	
				<b>1 857.5</b>	<b>1 880.0</b>	<b>1 902.5</b>	<b>1 857.5</b>	<b>1 880.0</b>	<b>1 902.5</b>	
	15	1	0	22.79	22.63	22.60	21.85	21.89	21.78	
		1	37	22.75	23.00	22.70	21.76	21.85	21.74	
		1	74	22.44	22.78	22.62	21.81	21.91	21.64	
		36	0	21.82	21.85	21.72	20.77	20.75	20.93	
		36	20	21.89	21.83	21.72	20.80	20.73	20.88	
		36	39	21.60	21.76	21.73	20.83	20.74	20.76	
		75	0	21.58	21.77	21.68	20.67	20.78	20.74	
	<b>Bandwidth (MHz)</b>	<b>RB Size</b>	<b>RB Offset</b>	<b>18700</b>	<b>18900</b>	<b>19100</b>	<b>18700</b>	<b>18900</b>	<b>19100</b>	
				<b>1 860.0</b>	<b>1 880.0</b>	<b>1 900.0</b>	<b>1 860.0</b>	<b>1 880.0</b>	<b>1 900.0</b>	
	20	1	0	22.85	22.80	22.87	22.24	22.36	21.92	
		1	50	23.07	23.13	23.25	22.13	22.32	22.26	
		1	99	22.78	22.94	22.98	22.14	22.23	21.83	
		50	0	21.95	21.97	22.06	20.92	21.07	21.14	
		50	25	21.71	21.88	22.04	20.93	21.05	21.05	
		50	50	21.84	21.92	22.10	20.85	21.08	21.02	
		100	0	21.85	21.99	21.97	20.88	21.13	20.84	

The results shown in this test report refer only to the sample(s) tested unless otherwise stated. This test report cannot be reproduced, except in full, without prior written permission of the Company. This test report does not assure KOLAS accreditation.

Band	Bandwidth (MHz)	RB Size	RB Offset	QPSK			16QAM			
				19957	20175	20393	19957	20175	20393	
				1 710.7	1 732.5	1 754.3	1 710.7	1 732.5	1 754.3	
4	1.4	1	0	22.39	22.47	22.40	21.57	21.80	21.83	
		1	3	22.45	22.76	22.77	21.82	21.75	21.95	
		1	5	22.43	22.73	22.60	21.77	21.73	21.97	
		3	0	22.42	22.53	22.71	21.52	21.70	21.53	
		3	2	22.41	22.52	22.71	21.48	21.72	21.69	
		3	3	22.41	22.51	22.70	21.43	21.76	21.84	
		6	0	21.42	21.61	21.60	20.66	20.74	20.63	
		<b>Bandwidth (MHz)</b>	<b>RB Size</b>	<b>RB Offset</b>	<b>19965</b>	<b>20175</b>	<b>20385</b>	<b>19965</b>	<b>20175</b>	<b>20385</b>
					<b>1 711.5</b>	<b>1 732.5</b>	<b>1 753.5</b>	<b>1 711.5</b>	<b>1 732.5</b>	<b>1 753.5</b>
		3	1	0	22.37	22.47	22.45	21.82	21.58	21.56
			1	8	22.48	22.41	22.77	21.89	21.60	21.89
			1	14	22.40	22.48	22.70	21.71	21.79	21.91
			8	0	21.35	21.65	21.69	20.30	20.53	20.54
			8	4	21.36	21.66	21.69	20.30	20.58	20.58
			8	7	21.37	21.63	21.68	20.31	20.60	20.62
		15	0	21.40	21.66	21.68	20.35	20.61	20.64	
		<b>Bandwidth (MHz)</b>	<b>RB Size</b>	<b>RB Offset</b>	<b>19975</b>	<b>20175</b>	<b>20375</b>	<b>19975</b>	<b>20175</b>	<b>20375</b>
					<b>1 712.5</b>	<b>1 732.5</b>	<b>1 752.5</b>	<b>1 712.5</b>	<b>1 732.5</b>	<b>1 752.5</b>
		5	1	0	22.55	22.47	22.63	21.45	21.53	21.62
			1	12	22.42	22.42	22.75	21.59	21.65	21.56
			1	24	22.30	22.38	22.89	21.58	21.67	21.53
			12	0	21.37	21.72	21.77	20.36	20.73	20.45
			12	7	21.35	21.71	21.74	20.36	20.61	20.48
			12	13	21.35	21.56	21.73	20.36	20.53	20.53
		25	0	21.30	21.56	21.65	20.41	20.72	20.76	
		<b>Bandwidth (MHz)</b>	<b>RB Size</b>	<b>RB Offset</b>	<b>20000</b>	<b>20175</b>	<b>20350</b>	<b>20000</b>	<b>20175</b>	<b>20350</b>
					<b>1 715.0</b>	<b>1 732.5</b>	<b>1 750.0</b>	<b>1 715.0</b>	<b>1 732.5</b>	<b>1 750.0</b>
		10	1	0	22.40	22.50	22.52	21.76	21.72	21.69
			1	25	22.56	22.57	22.99	21.69	21.53	21.40
			1	49	22.33	22.37	22.85	21.57	21.62	21.52
			25	0	21.50	21.58	21.63	20.55	20.74	20.77
			25	12	21.58	21.69	21.69	20.54	20.68	20.78
			25	25	21.57	21.71	21.73	20.51	20.61	20.87
		50	0	21.51	21.64	21.61	20.38	20.63	20.62	
		<b>Bandwidth (MHz)</b>	<b>RB Size</b>	<b>RB Offset</b>	<b>20025</b>	<b>20175</b>	<b>20325</b>	<b>20025</b>	<b>20175</b>	<b>20325</b>
					<b>1 717.5</b>	<b>1 732.5</b>	<b>1 747.5</b>	<b>1 717.5</b>	<b>1 732.5</b>	<b>1 747.5</b>
		15	1	0	22.69	22.84	23.05	21.83	21.98	21.90
			1	37	22.78	22.90	23.11	21.96	22.02	21.85
			1	74	22.78	22.74	22.92	22.10	21.95	22.04
			36	0	21.73	21.86	21.92	20.81	20.73	20.73
	36		20	21.70	21.85	21.93	20.71	20.78	20.81	
	36		39	21.68	21.91	21.87	20.70	20.81	20.84	
	75	0	21.71	21.87	21.88	20.76	20.76	20.73		
	<b>Bandwidth (MHz)</b>	<b>RB Size</b>	<b>RB Offset</b>	<b>20050</b>	<b>20175</b>	<b>20300</b>	<b>20050</b>	<b>20175</b>	<b>20300</b>	
				<b>1 720.0</b>	<b>1 732.5</b>	<b>1 745.0</b>	<b>1 720.0</b>	<b>1 732.5</b>	<b>1 745.0</b>	
	20	1	0	22.96	22.87	23.08	21.96	21.96	21.82	
		1	50	22.95	23.04	22.92	21.73	21.92	22.03	
		1	99	22.78	22.80	22.95	21.84	21.91	21.99	
		50	0	20.73	21.89	22.03	20.73	20.74	20.71	
		50	25	21.77	21.88	21.96	20.84	20.78	20.67	
		50	50	21.74	21.95	21.91	20.79	20.79	20.66	
	100	0	21.77	21.90	21.86	20.71	20.83	20.80		

The results shown in this test report refer only to the sample(s) tested unless otherwise stated. This test report cannot be reproduced, except in full, without prior written permission of the Company. This test report does not assure KOLAS accreditation.

Band	Bandwidth (MHz)	RB Size	RB Offset	QPSK			16QAM			
				20407	20525	20643	20407	20525	20643	
				824.7	836.6	848.3	824.7	836.6	848.3	
5	1.4	1	0	22.46	22.71	23.07	22.00	21.80	21.91	
		1	3	22.61	22.95	23.06	21.96	21.87	21.87	
		1	5	22.48	22.67	22.94	22.00	21.80	22.01	
		3	0	22.58	22.67	22.92	21.60	21.67	22.00	
		3	2	22.63	22.71	22.83	21.63	21.67	21.92	
		3	3	22.68	22.73	22.79	21.63	21.68	21.87	
		6	0	21.61	21.70	21.79	20.48	20.73	20.66	
		<b>Bandwidth (MHz)</b>	<b>RB Size</b>	<b>RB Offset</b>	<b>20415</b>	<b>20525</b>	<b>20635</b>	<b>20415</b>	<b>20525</b>	<b>20635</b>
					<b>825.5</b>	<b>836.5</b>	<b>847.5</b>	<b>825.5</b>	<b>836.5</b>	<b>847.5</b>
	3	1	0	22.64	22.65	22.90	22.08	22.03	21.96	
		1	8	22.64	22.66	23.02	22.10	22.02	21.95	
		1	14	22.63	22.75	22.79	21.98	21.96	21.64	
		8	0	21.67	21.79	21.84	20.59	20.98	20.90	
		8	4	21.68	21.78	21.85	20.63	20.98	20.81	
		8	7	21.66	21.78	21.89	20.65	20.96	20.78	
		15	0	21.59	21.81	21.85	20.49	20.77	21.02	
		<b>Bandwidth (MHz)</b>	<b>RB Size</b>	<b>RB Offset</b>	<b>20425</b>	<b>20525</b>	<b>20625</b>	<b>20425</b>	<b>20525</b>	<b>20625</b>
					<b>826.5</b>	<b>836.5</b>	<b>846.5</b>	<b>826.5</b>	<b>836.5</b>	<b>846.5</b>
	5	1	0	22.57	22.60	22.57	21.73	21.65	21.85	
		1	12	22.65	22.74	22.90	21.68	21.72	21.91	
		1	24	22.58	22.56	23.01	21.79	21.79	21.81	
		12	0	21.60	21.75	21.79	20.58	20.64	20.65	
		12	7	21.58	21.74	21.81	20.60	20.62	20.71	
		12	13	21.60	21.74	21.86	20.63	20.55	20.75	
		25	0	21.65	21.64	21.83	20.62	20.80	20.76	
		<b>Bandwidth (MHz)</b>	<b>RB Size</b>	<b>RB Offset</b>	<b>20450</b>	<b>20525</b>	<b>20600</b>	<b>20450</b>	<b>20525</b>	<b>20600</b>
					<b>829.0</b>	<b>836.5</b>	<b>844.0</b>	<b>829.0</b>	<b>836.5</b>	<b>844.0</b>
	10	1	0	22.52	22.41	22.82	21.87	21.74	21.70	
		1	25	22.82	22.75	23.04	21.94	21.95	22.05	
		1	49	22.55	22.61	22.89	21.89	21.86	21.85	
25		0	21.61	21.62	21.84	20.57	20.68	20.76		
25		12	21.64	21.73	21.85	20.59	20.72	20.72		
25		25	21.68	21.73	21.87	20.70	20.71	20.69		
50		0	21.58	21.68	21.76	20.57	20.76	20.79		

Band	Bandwidth (MHz)	RB Size	RB Offset	QPSK			16QAM			
				23205	23230	23255	23205	23230	23255	
				779.5	782.0	784.5	779.5	782.0	784.5	
13	5	1	0	22.72	23.10	22.94	22.13	22.03	21.93	
		1	25	22.92	23.08	22.89	22.04	22.02	22.03	
		1	49	22.95	22.70	22.68	21.88	21.91	22.05	
		25	0	21.95	22.12	22.16	20.87	21.08	21.07	
		25	12	22.03	22.12	22.05	20.93	21.02	21.01	
		25	25	22.07	22.14	21.93	21.06	20.89	20.61	
		<b>Bandwidth (MHz)</b>	<b>RB Size</b>	<b>RB Offset</b>	-	<b>23230</b>	-	-	<b>23230</b>	-
					-	<b>782.0</b>	-	-	<b>782.0</b>	-
	10	1	0	-	22.81	-	-	22.15	-	
		1	25	-	23.04	-	-	22.16	-	
		1	49	-	22.63	-	-	22.12	-	
		25	0	-	22.12	-	-	21.07	-	
		25	12	-	22.11	-	-	21.07	-	
		25	25	-	22.08	-	-	21.06	-	
				-	22.06	-	-	21.04	-	

The results shown in this test report refer only to the sample(s) tested unless otherwise stated. This test report cannot be reproduced, except in full, without prior written permission of the Company. This test report does not assure KOLAS accreditation.

## 4. Occupied Bandwidth 99 %

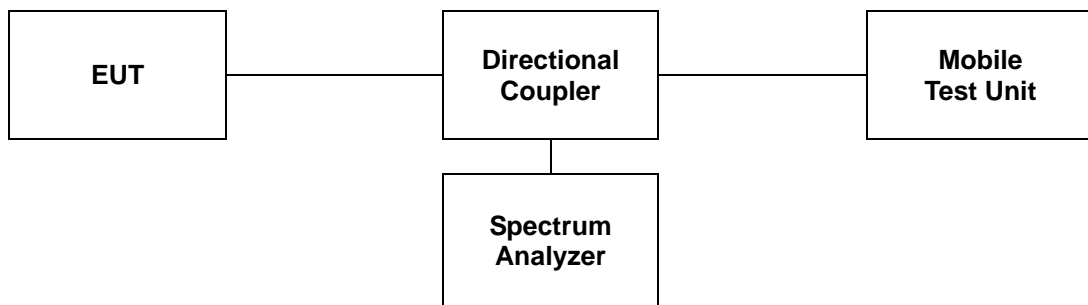
### 4.1. Limit

CFR 47, Section FCC §2.1049.

### 4.2. Test Procedure

The test follows section 4.2 of KDB Publication 971168 D01 v02r02.

1. Set span = 2 - 5 x OBW.
2. Set resolution bandwidth (RBW) = 1 - 5 % of OBW.
3. Set video bandwidth (VBW)  $\geq 3 \times$  RBW.
4. Detector = Peak.
5. Trace mode = max hold.
6. Use the 99 % power bandwidth function of the spectrum analyzer (if available) and report the measured bandwidth.



*The results shown in this test report refer only to the sample(s) tested unless otherwise stated. This test report cannot be reproduced, except in full, without prior written permission of the Company. This test report does not assure KOLAS accreditation.*

### 4.3 Test Results

Ambient temperature : (23 ± 1) °C

Relative humidity : 47 % R.H.

Band	Mode	Frequency (MHz)	Occupied Bandwidth (MHz)
2 (1.4 MHz)	QPSK	1 850.7	1.103
		1 880.0	1.098
		1 909.3	1.103
2 (1.4 MHz)	16QAM	1 850.7	1.098
		1 880.0	1.103
		1 909.3	1.098
2 (3 MHz)	QPSK	1 851.5	2.700
		1 880.0	2.709
		1 908.5	2.709
2 (3 MHz)	16QAM	1 851.5	2.692
		1 880.0	2.718
		1 908.5	2.700
2 (5 MHz)	QPSK	1 852.5	4.501
		1 880.0	4.515
		1 907.5	4.501
2 (5 MHz)	16QAM	1 852.5	4.530
		1 880.0	4.501
		1 907.5	4.544
2 (10 MHz)	QPSK	1 855.0	8.915
		1 880.0	8.944
		1 905.0	8.944
2 (10 MHz)	16QAM	1 855.0	8.915
		1 880.0	8.944
		1 905.0	8.944
2 (15 MHz)	QPSK	1 857.5	13.372
		1 880.0	13.459
		1 902.5	13.459
2 (15 MHz)	16QAM	1 857.5	13.459
		1 880.0	13.459
		1 902.5	13.415
2 (20 MHz)	QPSK	1 860.0	17.887
		1 880.0	17.829
		1 900.0	17.829
2 (20 MHz)	16QAM	1 860.0	17.887
		1 880.0	17.887
		1 900.0	17.771

The results shown in this test report refer only to the sample(s) tested unless otherwise stated. This test report cannot be reproduced, except in full, without prior written permission of the Company. This test report does not assure KOLAS accreditation.



Band	Mode	Frequency (MHz)	Occupied Bandwidth (MHz)
4 (1.4 MHz)	QPSK	1 710.7	1.103
		1 732.5	1.098
		1 754.3	1.103
4 (1.4 MHz)	16QAM	1 710.7	1.098
		1 732.5	1.103
		1 754.3	1.103
4 (3 MHz)	QPSK	1 711.5	2.709
		1 732.5	2.709
		1 753.5	2.709
4 (3 MHz)	16QAM	1 711.5	2.700
		1 732.5	2.709
		1 753.5	2.692
4 (5 MHz)	QPSK	1 712.5	4.515
		1 732.5	4.530
		1 752.5	4.501
4 (5 MHz)	16QAM	1 712.5	4.530
		1 732.5	4.515
		1 752.5	4.530
4 (10 MHz)	QPSK	1 715.0	8.944
		1 732.5	8.973
		1 750.0	8.944
4 (10 MHz)	16QAM	1 715.0	8.944
		1 732.5	8.915
		1 750.0	8.944
4 (15 MHz)	QPSK	1 717.5	13.415
		1 732.5	13.459
		1 747.5	13.459
4 (15 MHz)	16QAM	1 717.5	13.459
		1 732.5	13.502
		1 747.5	13.459
4 (20 MHz)	QPSK	1 720.0	17.887
		1 732.5	17.887
		1 745.0	17.887
4 (20 MHz)	16QAM	1 720.0	17.829
		1 732.5	17.887
		1 745.0	17.945

The results shown in this test report refer only to the sample(s) tested unless otherwise stated. This test report cannot be reproduced, except in full, without prior written permission of the Company. This test report does not assure KOLAS accreditation.

Band	Mode	Frequency (MHz)	Occupied Bandwidth (MHz)
5 (1.4 MHz)	QPSK	824.7	1.103
		836.5	1.098
		848.3	1.103
5 (1.4 MHz)	16QAM	824.7	1.098
		836.5	1.103
		848.3	1.098
5 (3 MHz)	QPSK	825.5	2.709
		836.5	2.709
		847.5	2.709
5 (3 MHz)	16QAM	825.5	2.700
		836.5	2.709
		847.5	2.692
5 (5 MHz)	QPSK	826.5	4.515
		836.5	4.530
		846.5	4.501
5 (5 MHz)	16QAM	826.5	4.530
		836.5	4.515
		846.5	4.530
5 (10 MHz)	QPSK	829.0	8.944
		836.5	8.944
		844.0	8.944
5 (10 MHz)	16QAM	829.0	8.944
		836.5	8.944
		844.0	8.944

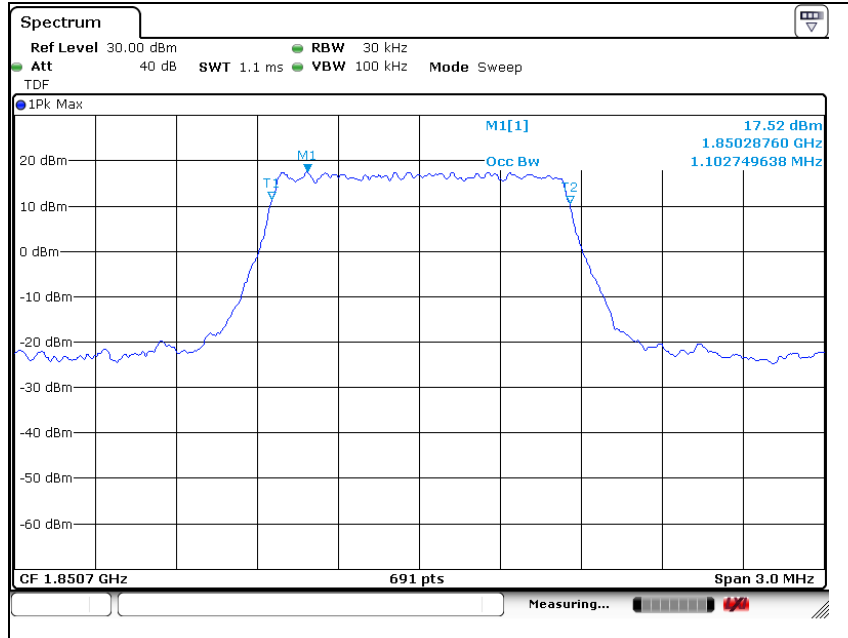
The results shown in this test report refer only to the sample(s) tested unless otherwise stated. This test report cannot be reproduced, except in full, without prior written permission of the Company. This test report does not assure KOLAS accreditation.

Band	Mode	Frequency (MHz)	Occupied Bandwidth (MHz)
13 (5 MHz)	QPSK	779.5	4.501
		782.0	4.530
		784.5	4.501
13 (5 MHz)	16QAM	779.5	4.515
		782.0	4.515
		784.5	4.530
13 (10 MHz)	QPSK	-	-
		782.0	8.915
		-	-
13 (10 MHz)	16QAM	-	-
		782.0	8.944
		-	-

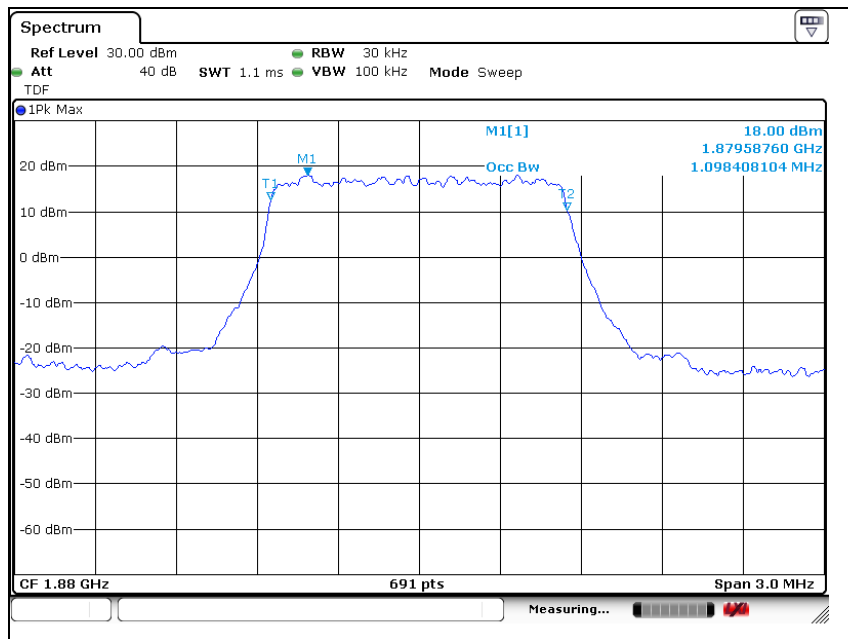
*The results shown in this test report refer only to the sample(s) tested unless otherwise stated. This test report cannot be reproduced, except in full, without prior written permission of the Company. This test report does not assure KOLAS accreditation.*

## LTE band 2 (1.4 MHz - QPSK)

### Low Channel

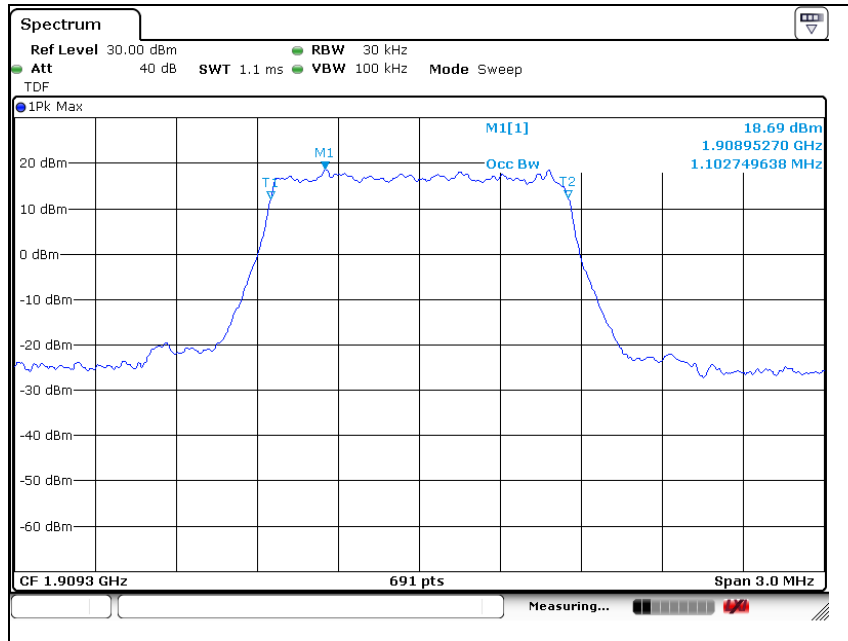


### Middle Channel



The results shown in this test report refer only to the sample(s) tested unless otherwise stated. This test report cannot be reproduced, except in full, without prior written permission of the Company. This test report does not assure KOLAS accreditation.

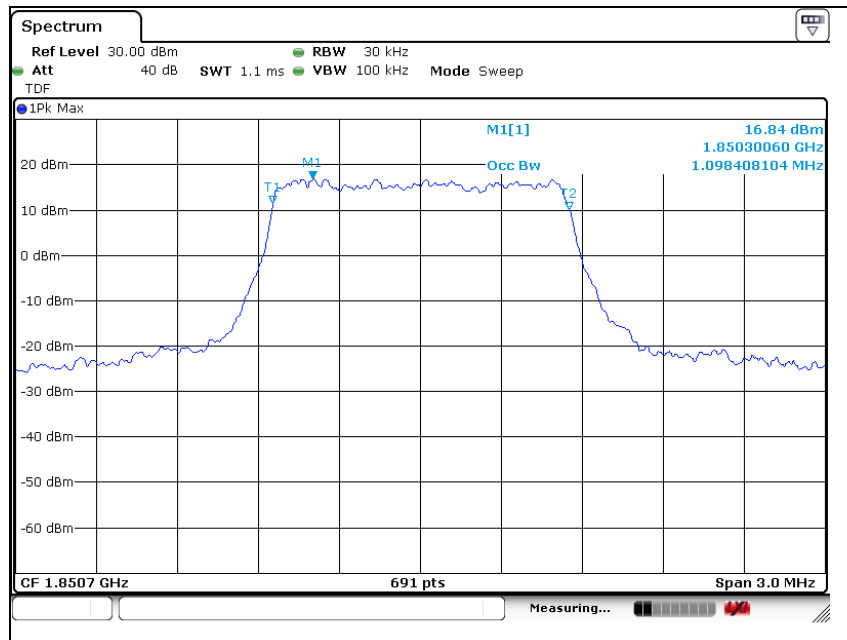
High Channel



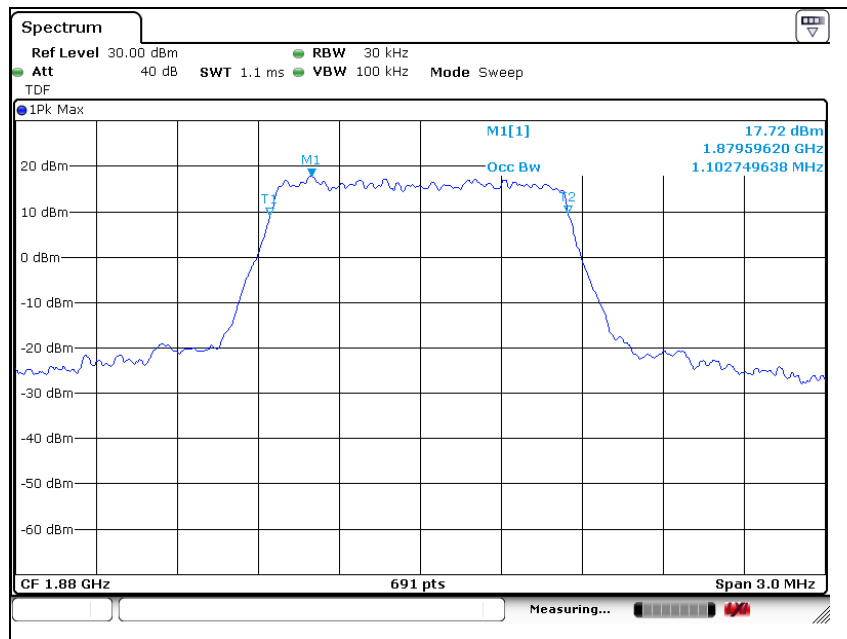
The results shown in this test report refer only to the sample(s) tested unless otherwise stated. This test report cannot be reproduced, except in full, without prior written permission of the Company. This test report does not assure KOLAS accreditation.

## LTE band 2 (1.4 MHz - 16QAM)

Low Channel

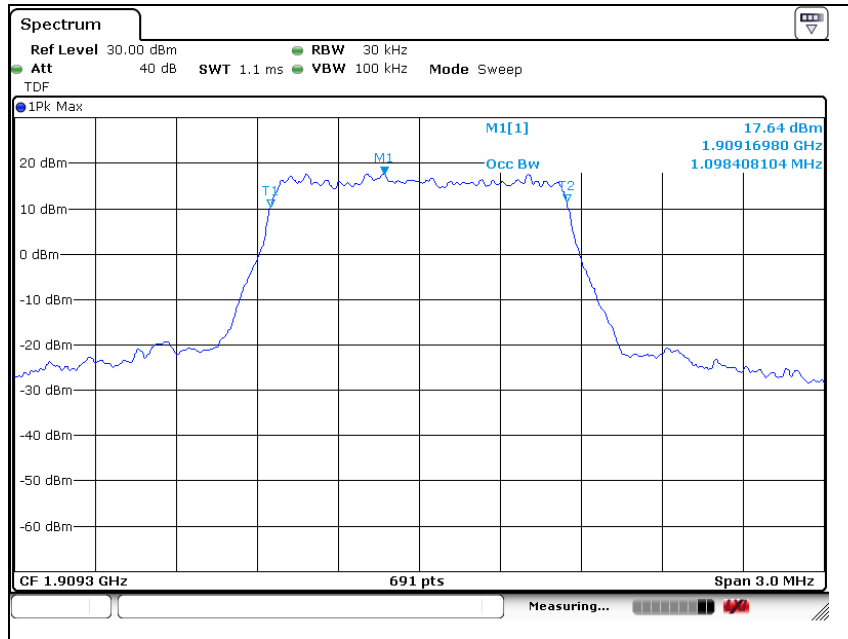


Middle Channel



The results shown in this test report refer only to the sample(s) tested unless otherwise stated. This test report cannot be reproduced, except in full, without prior written permission of the Company. This test report does not assure KOLAS accreditation.

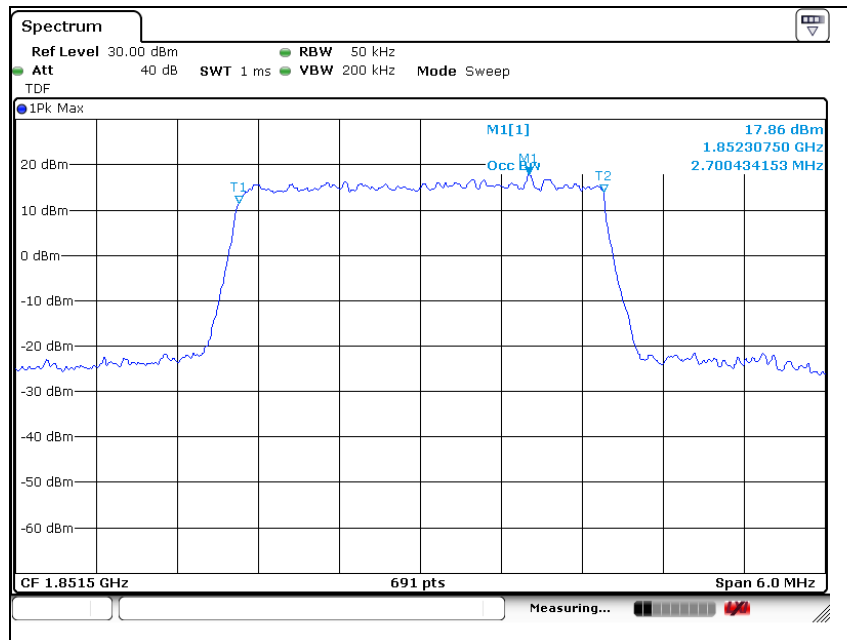
High Channel



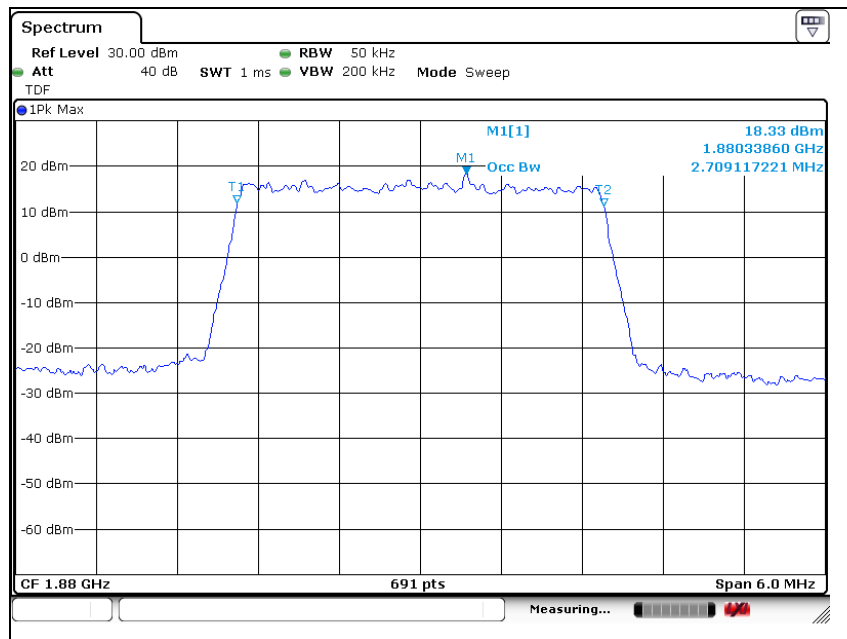
The results shown in this test report refer only to the sample(s) tested unless otherwise stated. This test report cannot be reproduced, except in full, without prior written permission of the Company. This test report does not assure KOLAS accreditation.

## LTE band 2 (3 MHz - QPSK)

Low Channel



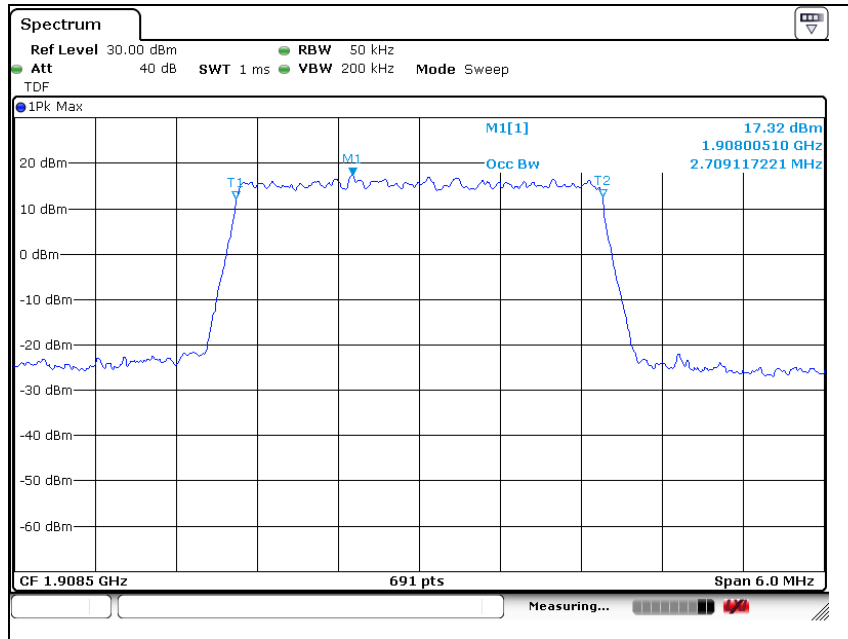
Middle Channel



The results shown in this test report refer only to the sample(s) tested unless otherwise stated. This test report cannot be reproduced, except in full, without prior written permission of the Company. This test report does not assure KOLAS accreditation.



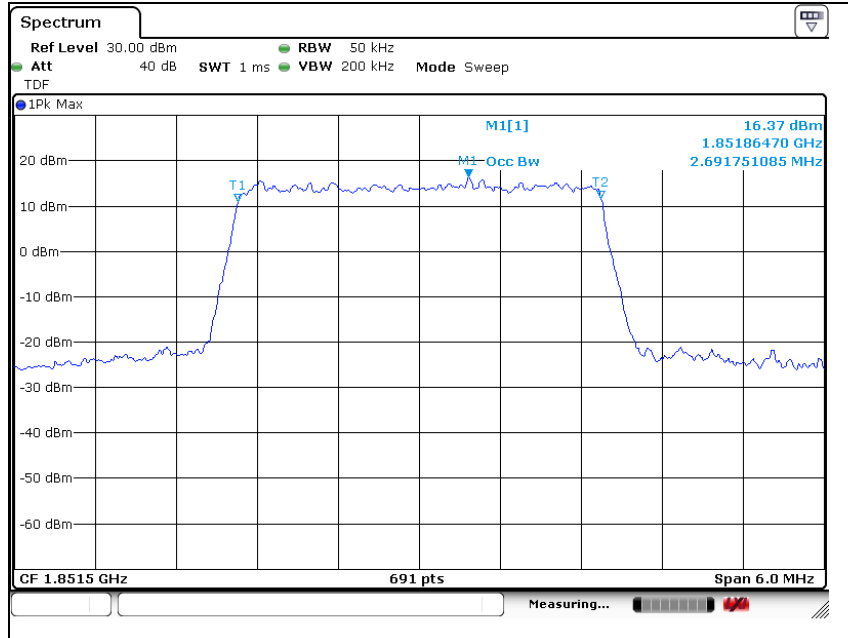
High Channel



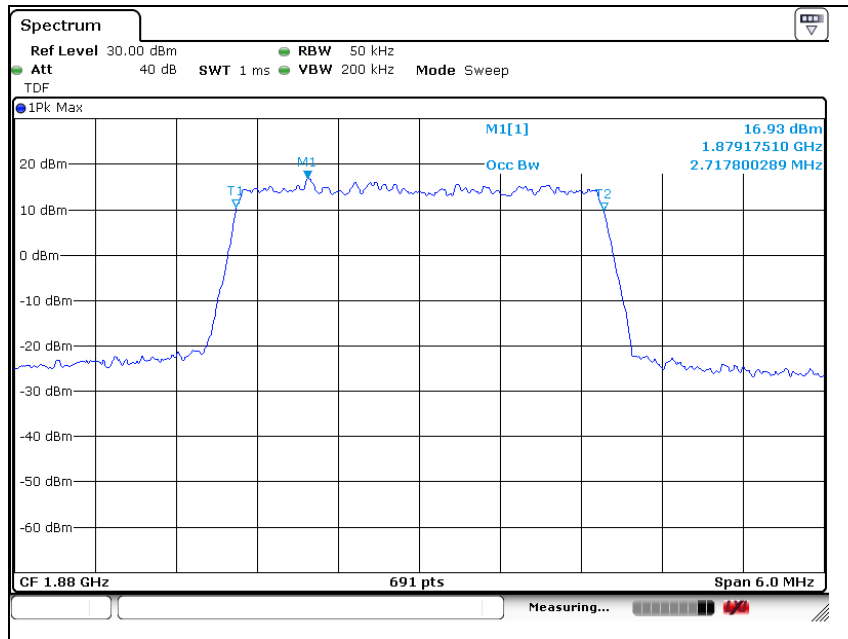
The results shown in this test report refer only to the sample(s) tested unless otherwise stated. This test report cannot be reproduced, except in full, without prior written permission of the Company. This test report does not assure KOLAS accreditation.

## LTE band 2 (3 MHz - 16QAM)

### Low Channel

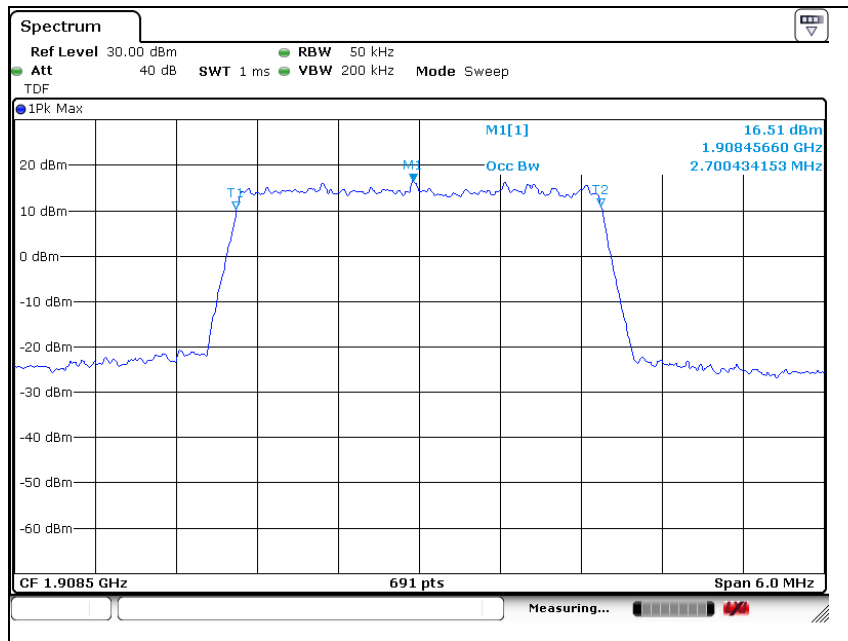


### Middle Channel



The results shown in this test report refer only to the sample(s) tested unless otherwise stated. This test report cannot be reproduced, except in full, without prior written permission of the Company. This test report does not assure KOLAS accreditation.

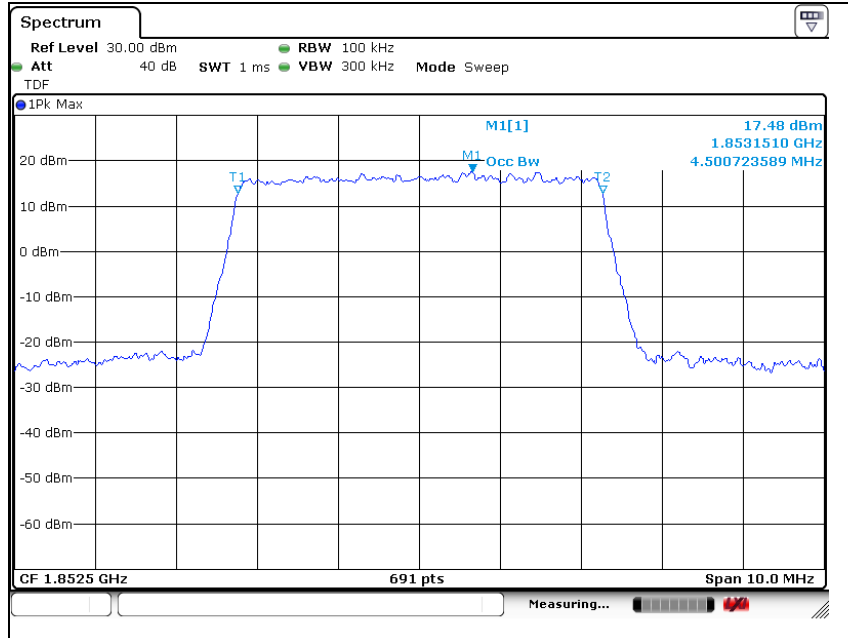
High Channel



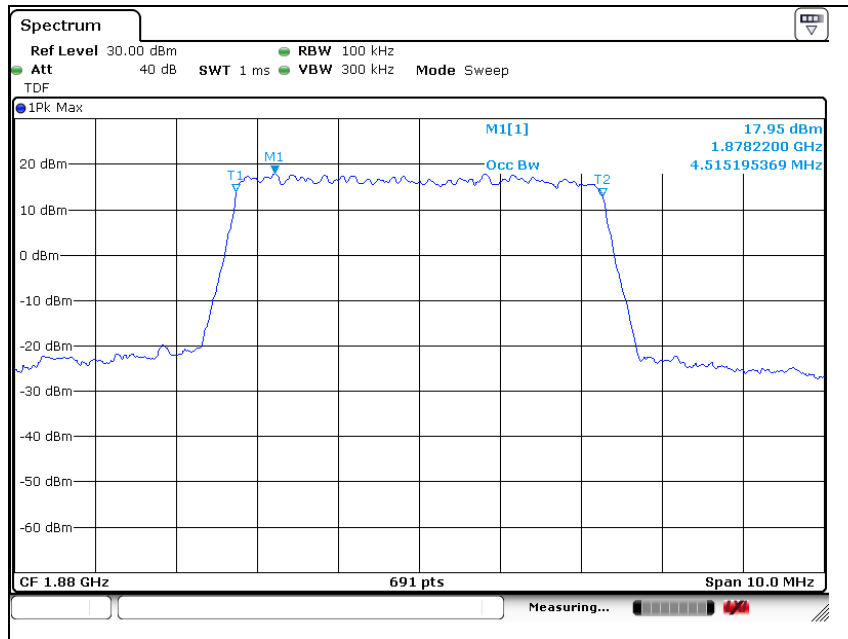
The results shown in this test report refer only to the sample(s) tested unless otherwise stated. This test report cannot be reproduced, except in full, without prior written permission of the Company. This test report does not assure KOLAS accreditation.

## LTE band 2 (5 MHz - QPSK)

### Low Channel

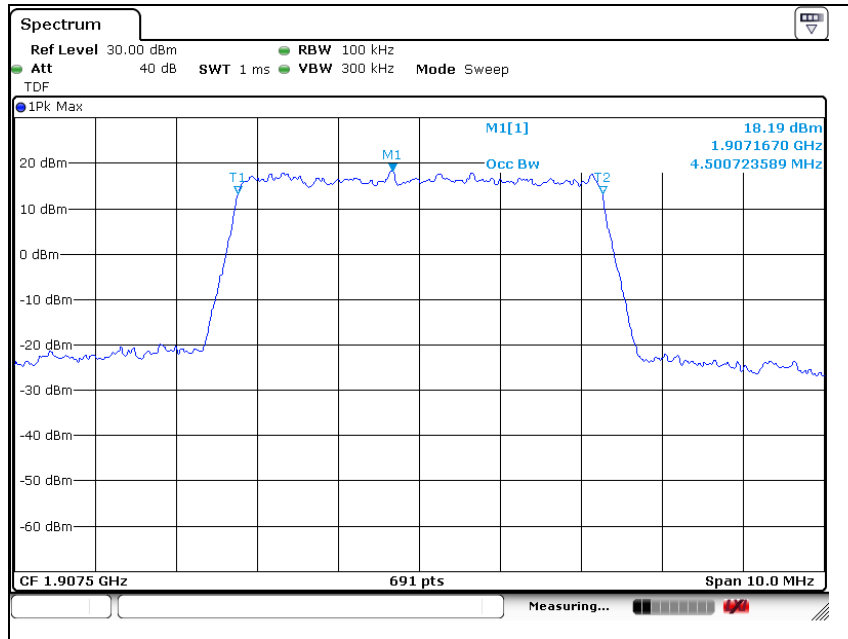


### Middle Channel



The results shown in this test report refer only to the sample(s) tested unless otherwise stated. This test report cannot be reproduced, except in full, without prior written permission of the Company. This test report does not assure KOLAS accreditation.

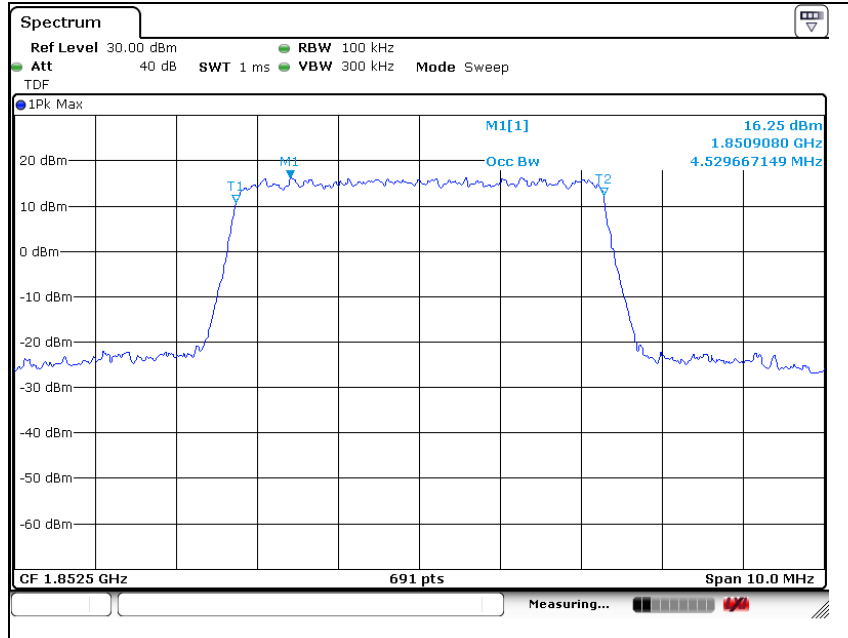
High Channel



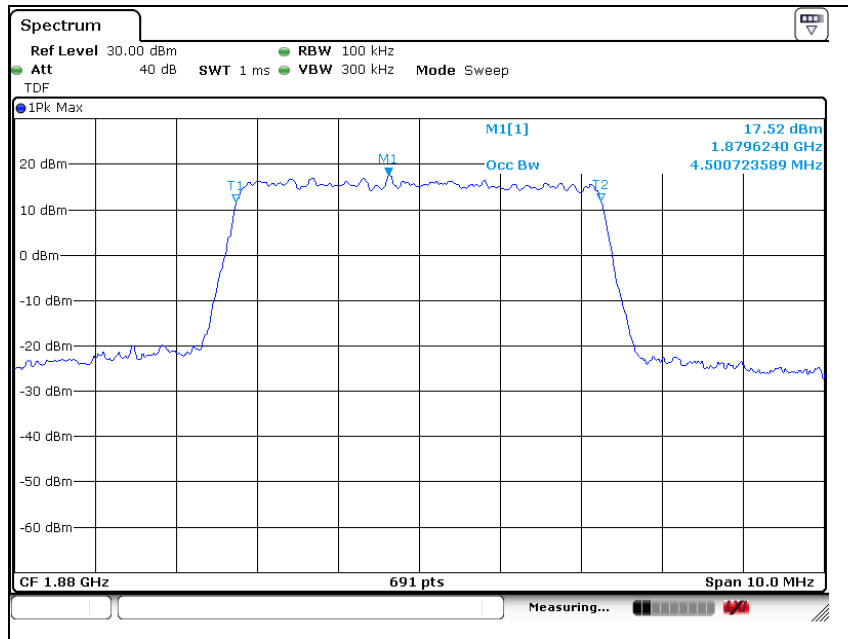
The results shown in this test report refer only to the sample(s) tested unless otherwise stated. This test report cannot be reproduced, except in full, without prior written permission of the Company. This test report does not assure KOLAS accreditation.

## LTE band 2 (5 MHz - 16QAM)

### Low Channel

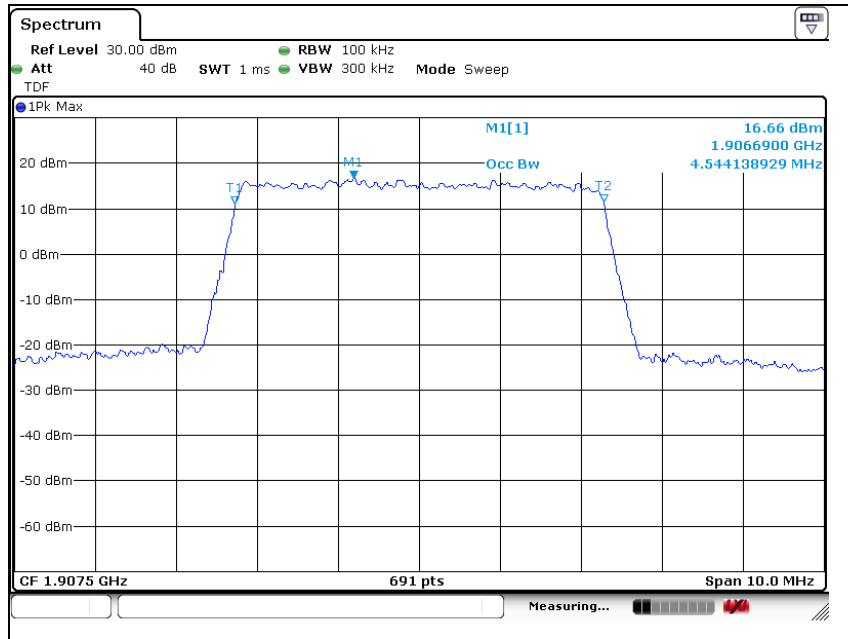


### Middle Channel



The results shown in this test report refer only to the sample(s) tested unless otherwise stated. This test report cannot be reproduced, except in full, without prior written permission of the Company. This test report does not assure KOLAS accreditation.

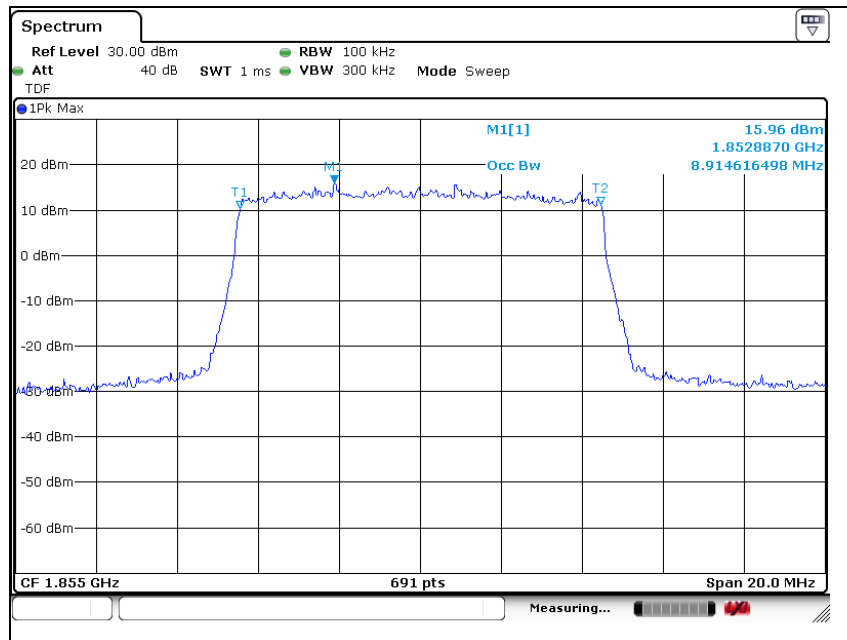
High Channel



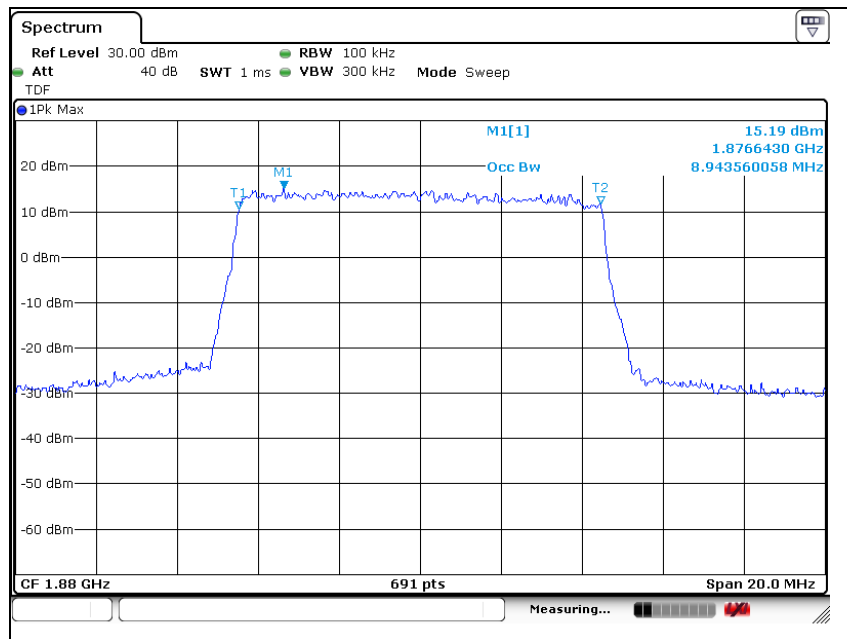
The results shown in this test report refer only to the sample(s) tested unless otherwise stated. This test report cannot be reproduced, except in full, without prior written permission of the Company. This test report does not assure KOLAS accreditation.

## LTE band 2 (10 MHz - QPSK)

### Low Channel



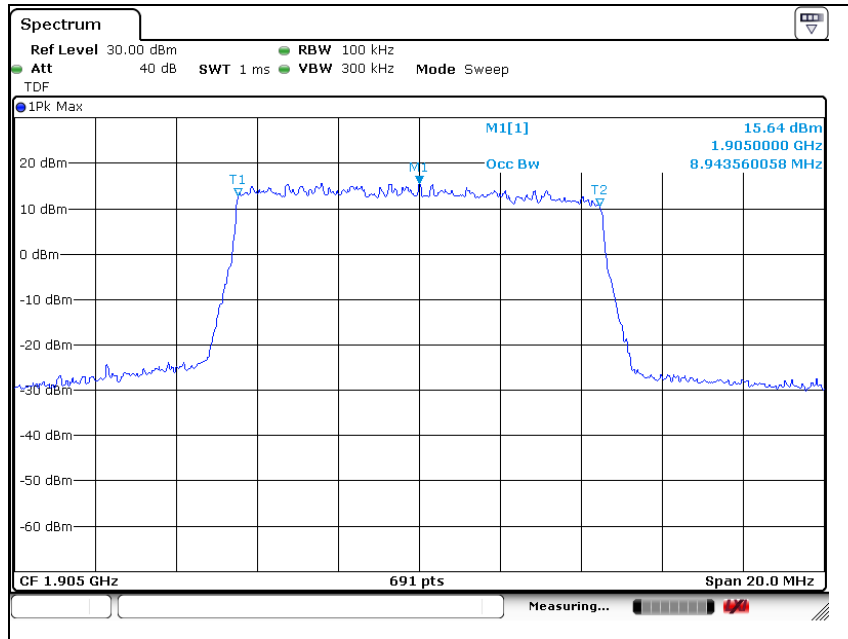
### Middle Channel



The results shown in this test report refer only to the sample(s) tested unless otherwise stated. This test report cannot be reproduced, except in full, without prior written permission of the Company. This test report does not assure KOLAS accreditation.



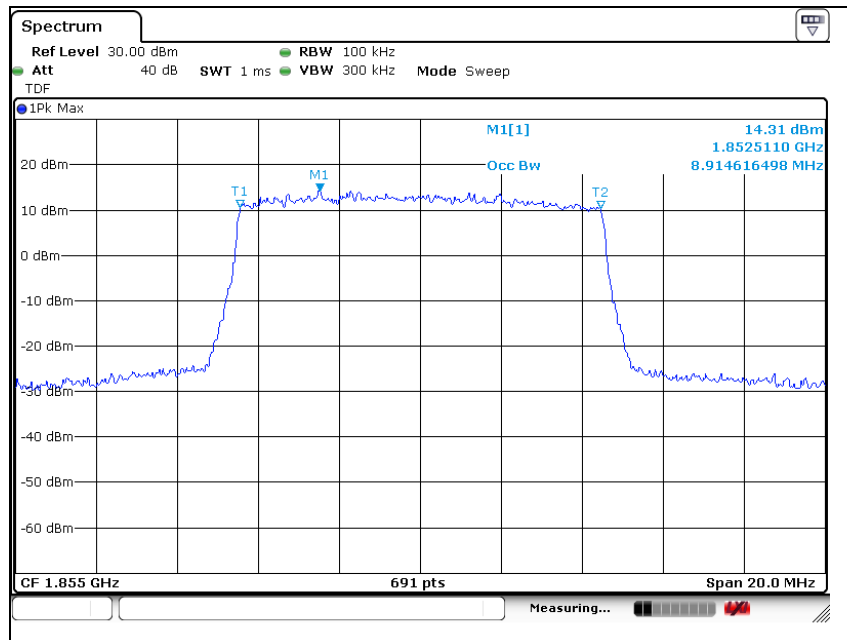
High Channel



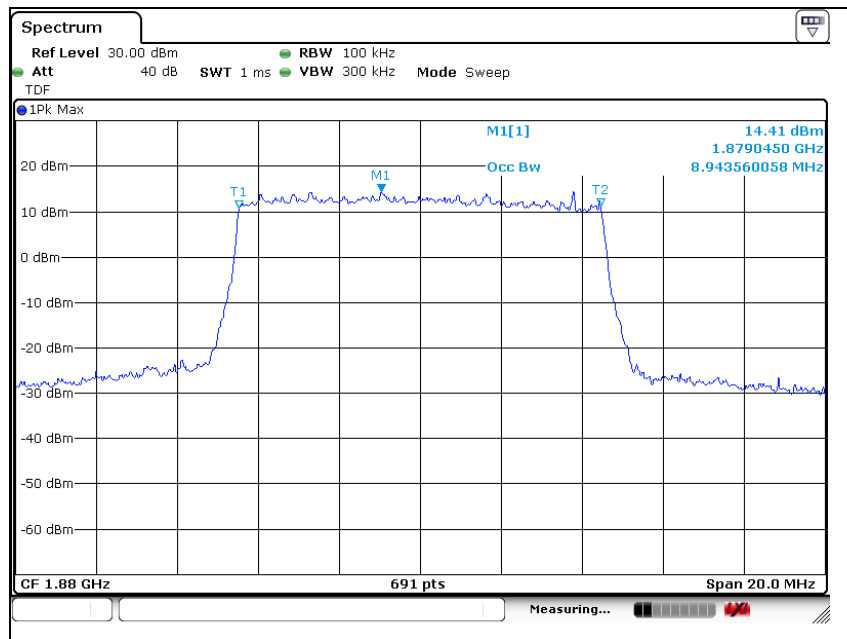
The results shown in this test report refer only to the sample(s) tested unless otherwise stated. This test report cannot be reproduced, except in full, without prior written permission of the Company. This test report does not assure KOLAS accreditation.

## LTE band 2 (10 MHz - 16QAM)

### Low Channel

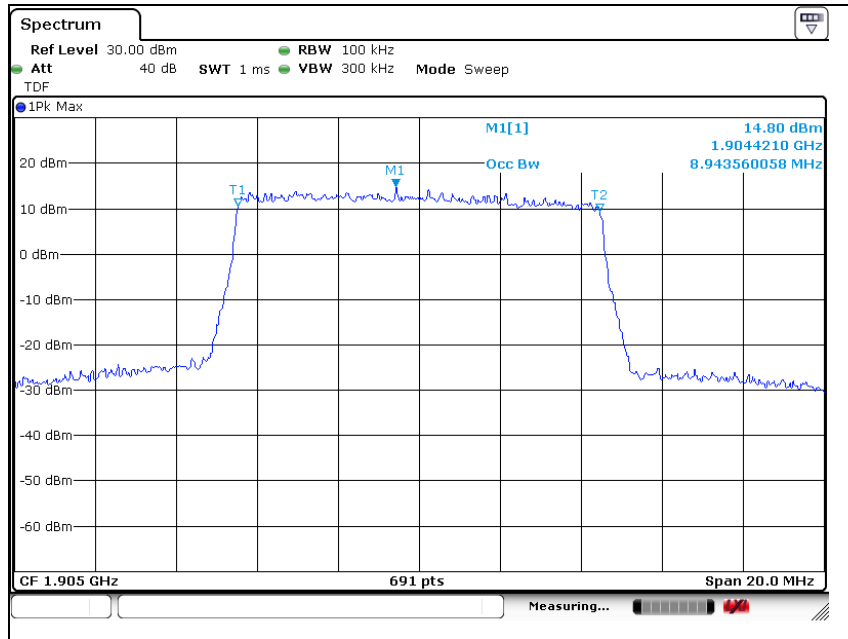


### Middle Channel



The results shown in this test report refer only to the sample(s) tested unless otherwise stated. This test report cannot be reproduced, except in full, without prior written permission of the Company. This test report does not assure KOLAS accreditation.

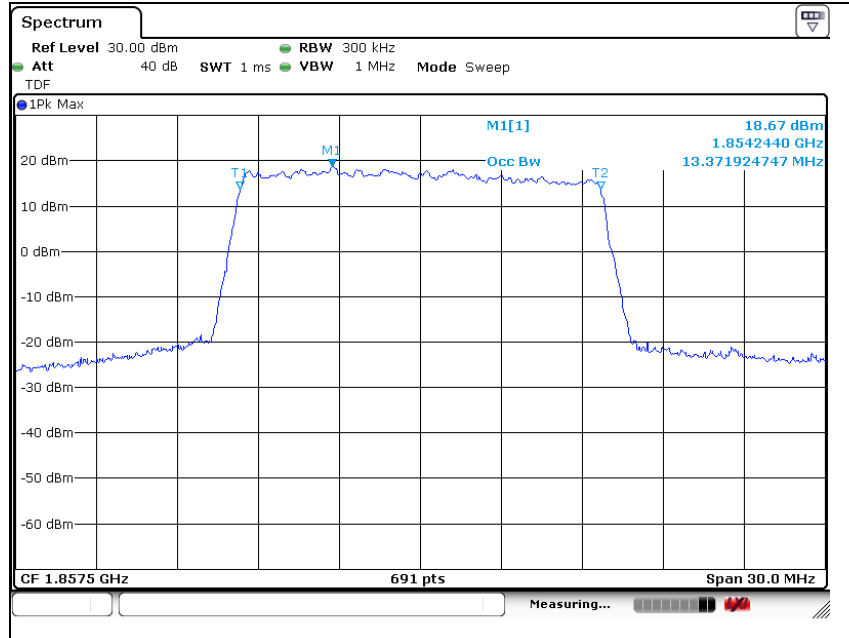
High Channel



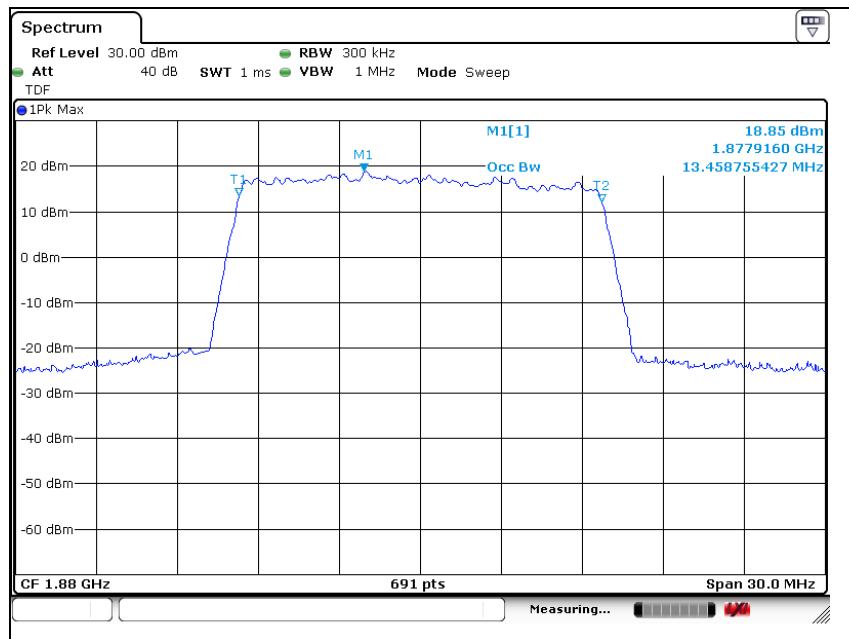
The results shown in this test report refer only to the sample(s) tested unless otherwise stated. This test report cannot be reproduced, except in full, without prior written permission of the Company. This test report does not assure KOLAS accreditation.

## LTE band 2 (15 MHz - QPSK)

### Low Channel

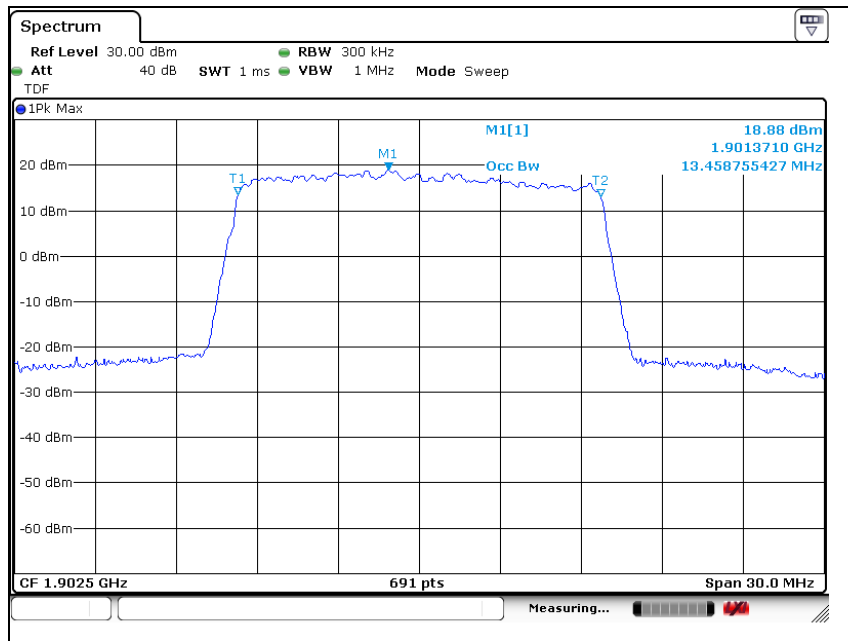


### Middle Channel



The results shown in this test report refer only to the sample(s) tested unless otherwise stated. This test report cannot be reproduced, except in full, without prior written permission of the Company. This test report does not assure KOLAS accreditation.

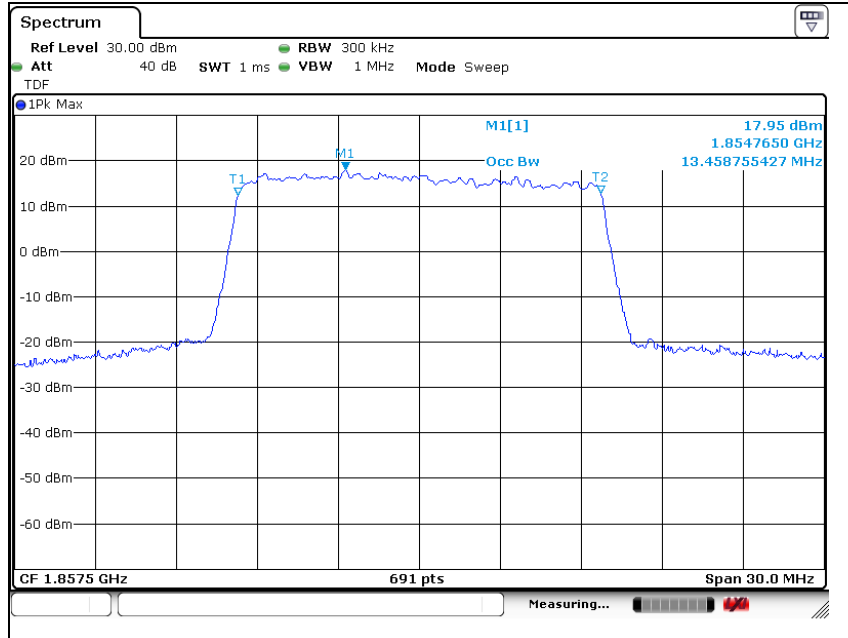
High Channel



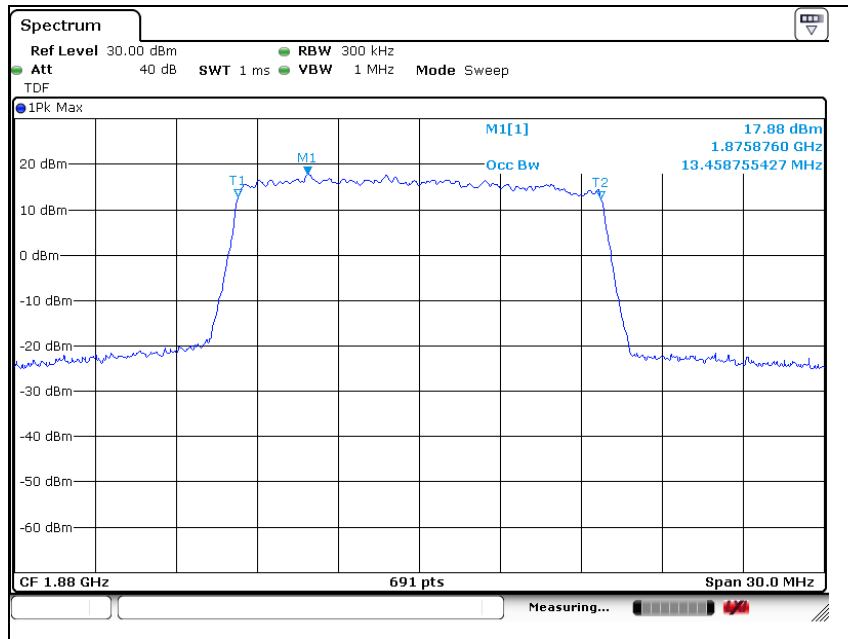
The results shown in this test report refer only to the sample(s) tested unless otherwise stated. This test report cannot be reproduced, except in full, without prior written permission of the Company. This test report does not assure KOLAS accreditation.

## LTE band 2 (15 MHz - 16QAM)

### Low Channel

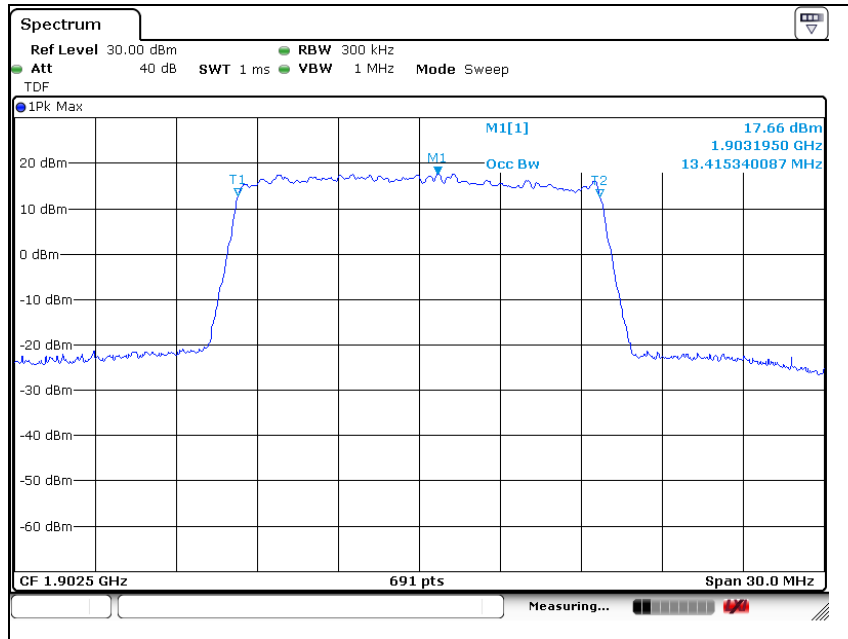


### Middle Channel



The results shown in this test report refer only to the sample(s) tested unless otherwise stated. This test report cannot be reproduced, except in full, without prior written permission of the Company. This test report does not assure KOLAS accreditation.

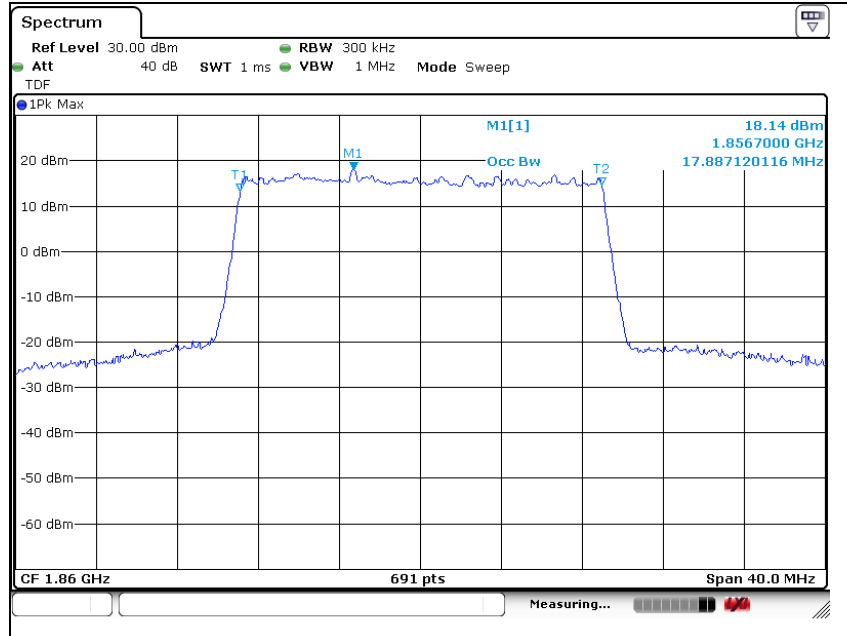
High Channel



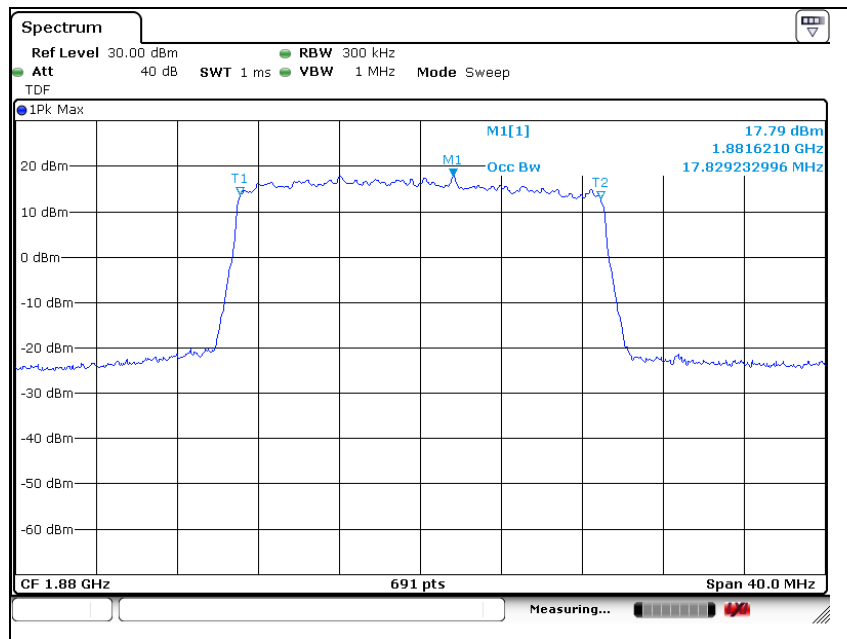
The results shown in this test report refer only to the sample(s) tested unless otherwise stated. This test report cannot be reproduced, except in full, without prior written permission of the Company. This test report does not assure KOLAS accreditation.

## LTE band 2 (20 MHz - QPSK)

### Low Channel



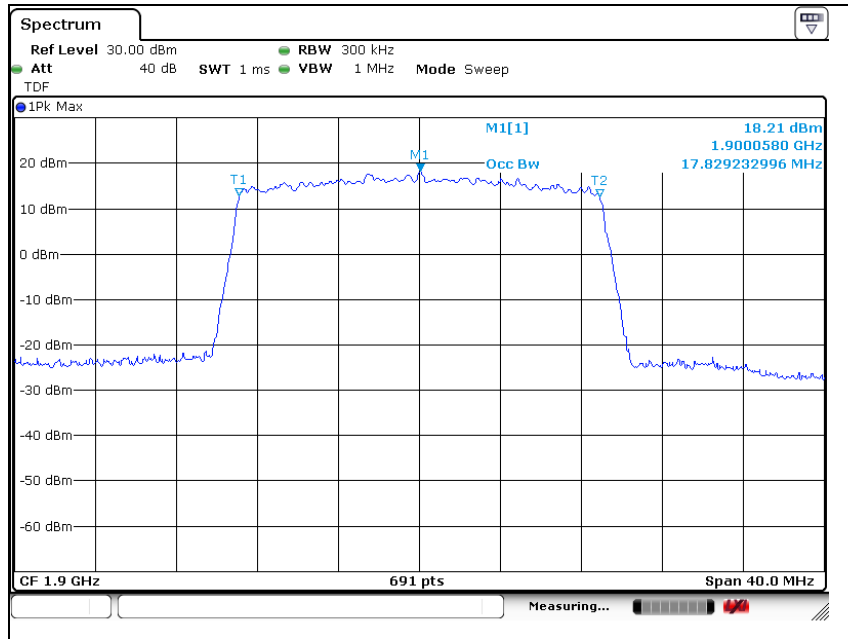
### Middle Channel



The results shown in this test report refer only to the sample(s) tested unless otherwise stated. This test report cannot be reproduced, except in full, without prior written permission of the Company. This test report does not assure KOLAS accreditation.



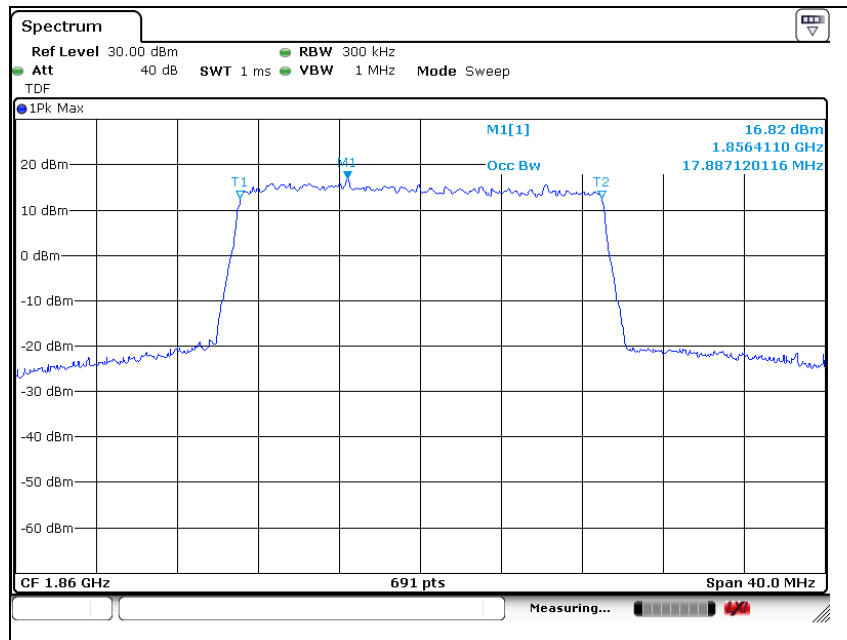
High Channel



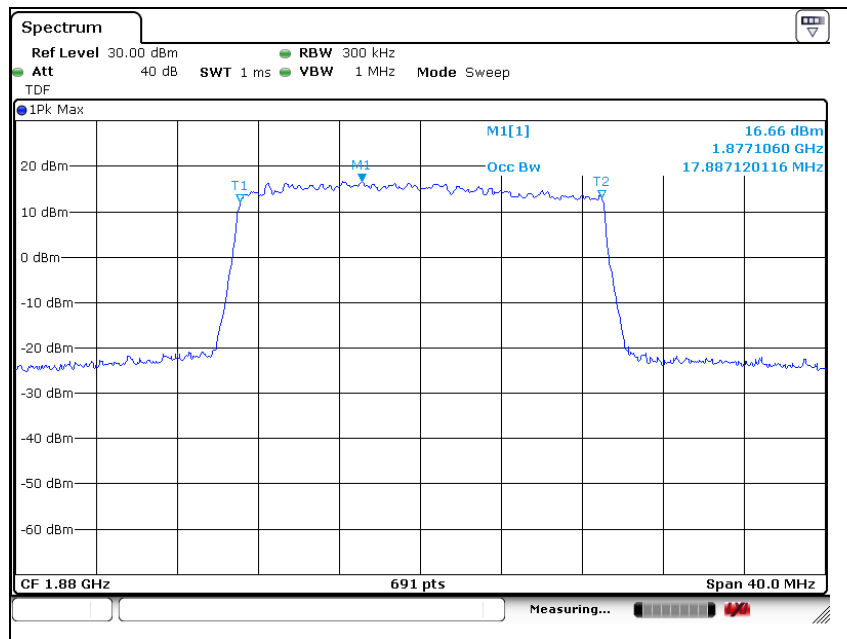
The results shown in this test report refer only to the sample(s) tested unless otherwise stated. This test report cannot be reproduced, except in full, without prior written permission of the Company. This test report does not assure KOLAS accreditation.

## LTE band 2 (20 MHz - 16QAM)

### Low Channel

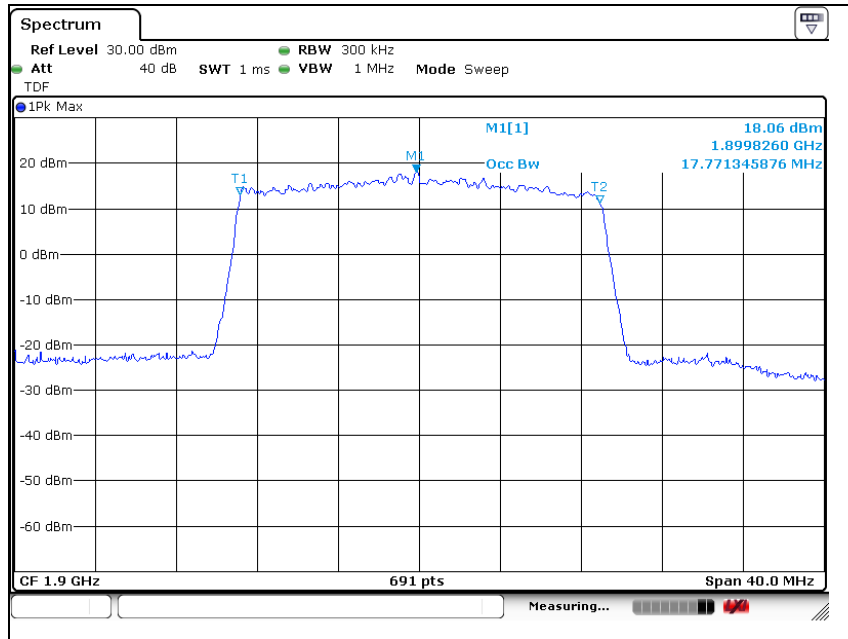


### Middle Channel



The results shown in this test report refer only to the sample(s) tested unless otherwise stated. This test report cannot be reproduced, except in full, without prior written permission of the Company. This test report does not assure KOLAS accreditation.

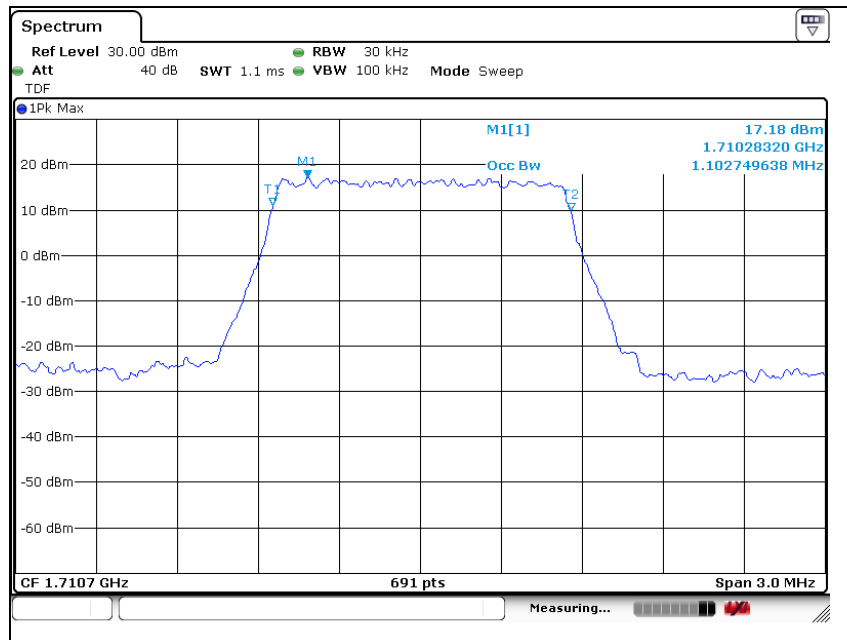
High Channel



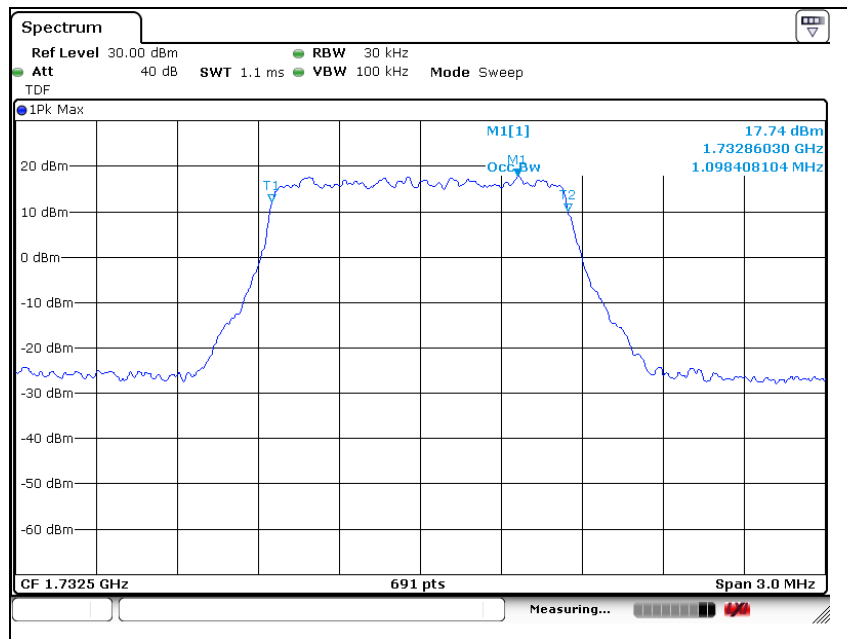
The results shown in this test report refer only to the sample(s) tested unless otherwise stated. This test report cannot be reproduced, except in full, without prior written permission of the Company. This test report does not assure KOLAS accreditation.

## LTE band 4 (1.4 MHz - QPSK)

### Low Channel

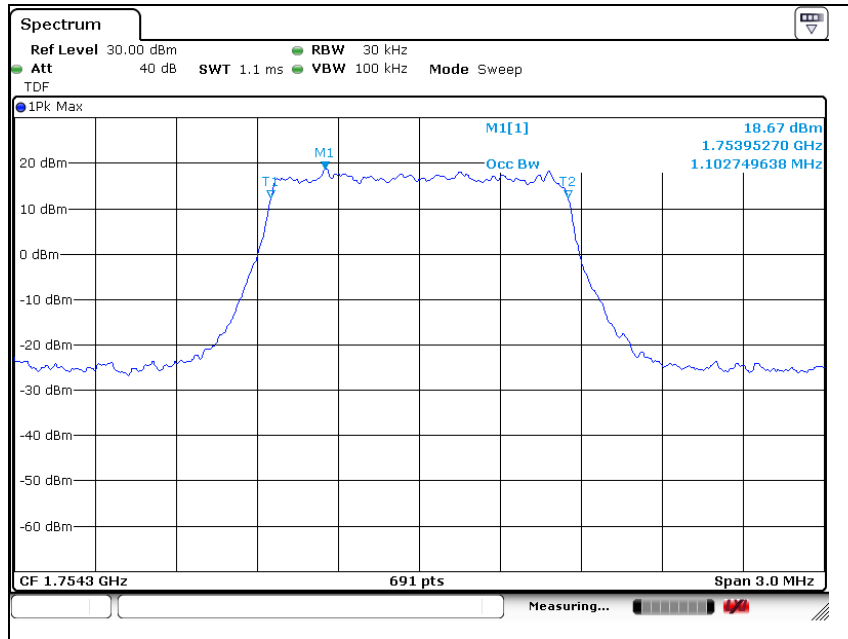


### Middle Channel



The results shown in this test report refer only to the sample(s) tested unless otherwise stated. This test report cannot be reproduced, except in full, without prior written permission of the Company. This test report does not assure KOLAS accreditation.

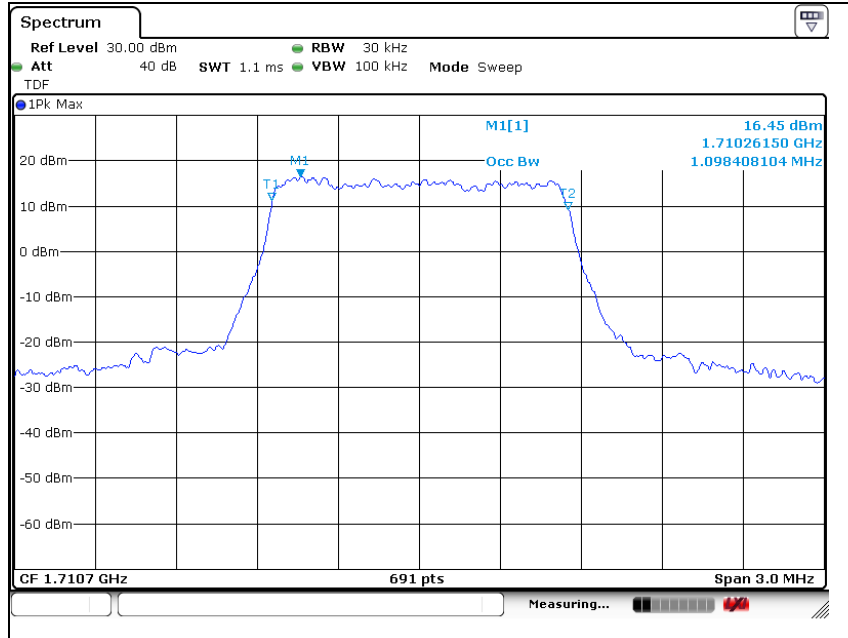
High Channel



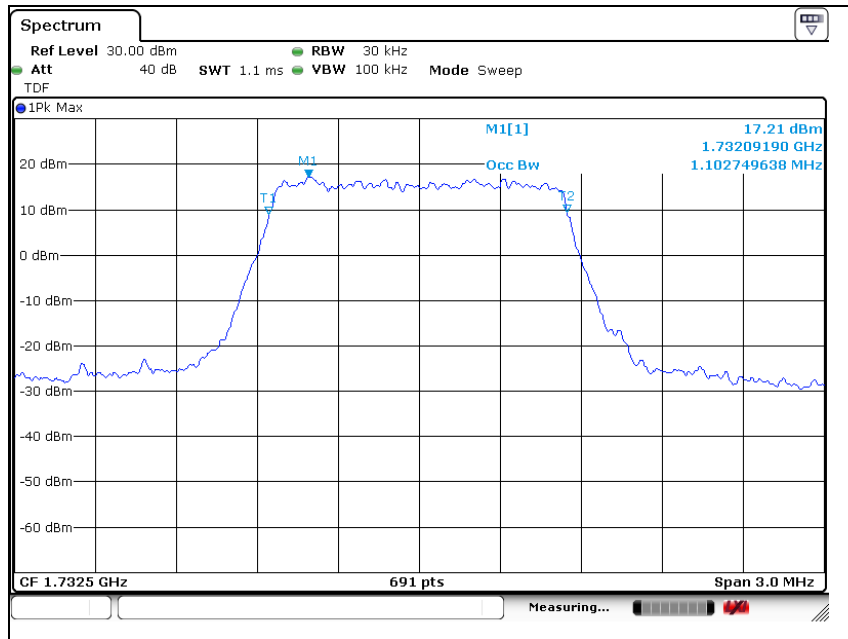
The results shown in this test report refer only to the sample(s) tested unless otherwise stated. This test report cannot be reproduced, except in full, without prior written permission of the Company. This test report does not assure KOLAS accreditation.

## LTE band 4 (1.4 MHz - 16QAM)

### Low Channel

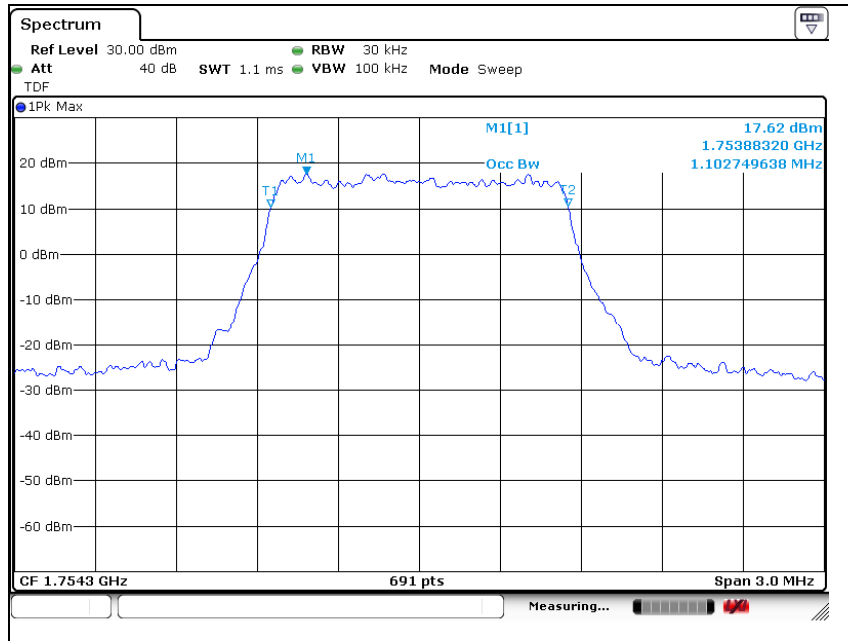


### Middle Channel



The results shown in this test report refer only to the sample(s) tested unless otherwise stated. This test report cannot be reproduced, except in full, without prior written permission of the Company. This test report does not assure KOLAS accreditation.

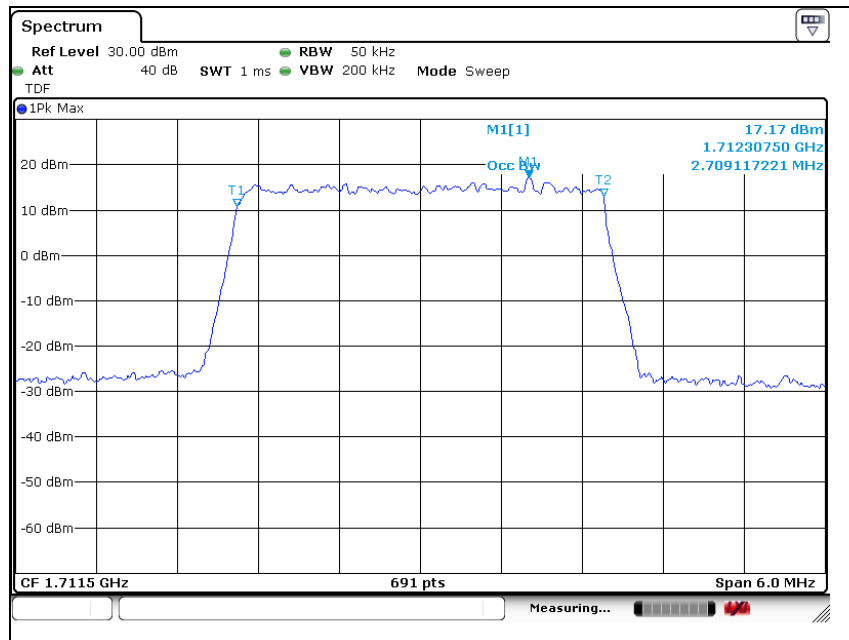
High Channel



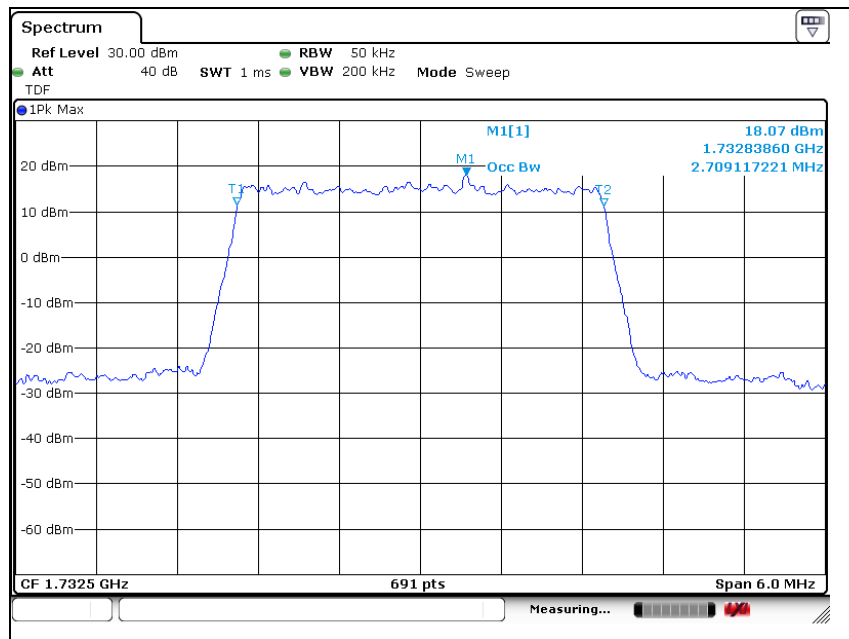
The results shown in this test report refer only to the sample(s) tested unless otherwise stated. This test report cannot be reproduced, except in full, without prior written permission of the Company. This test report does not assure KOLAS accreditation.

## LTE band 4 (3 MHz - QPSK)

### Low Channel



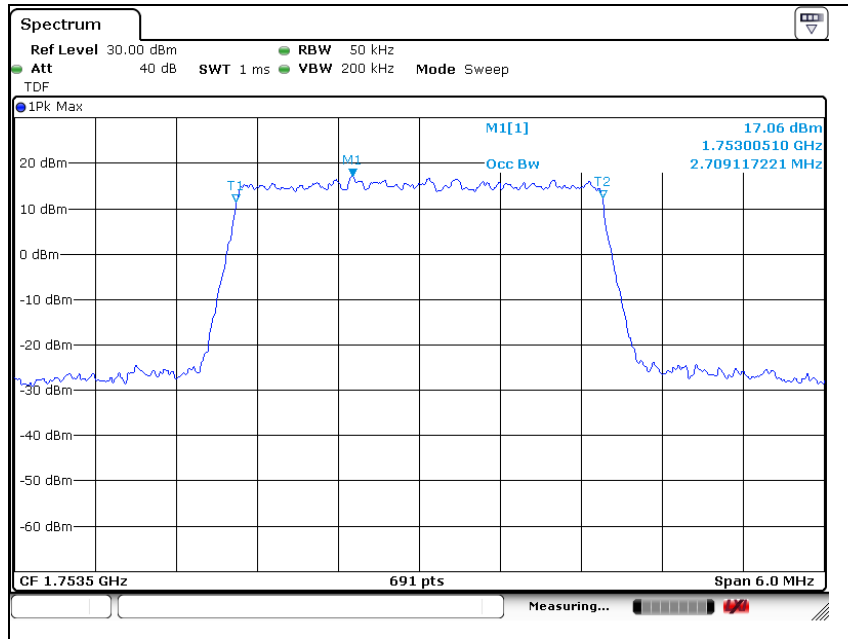
### Middle Channel



The results shown in this test report refer only to the sample(s) tested unless otherwise stated. This test report cannot be reproduced, except in full, without prior written permission of the Company. This test report does not assure KOLAS accreditation.



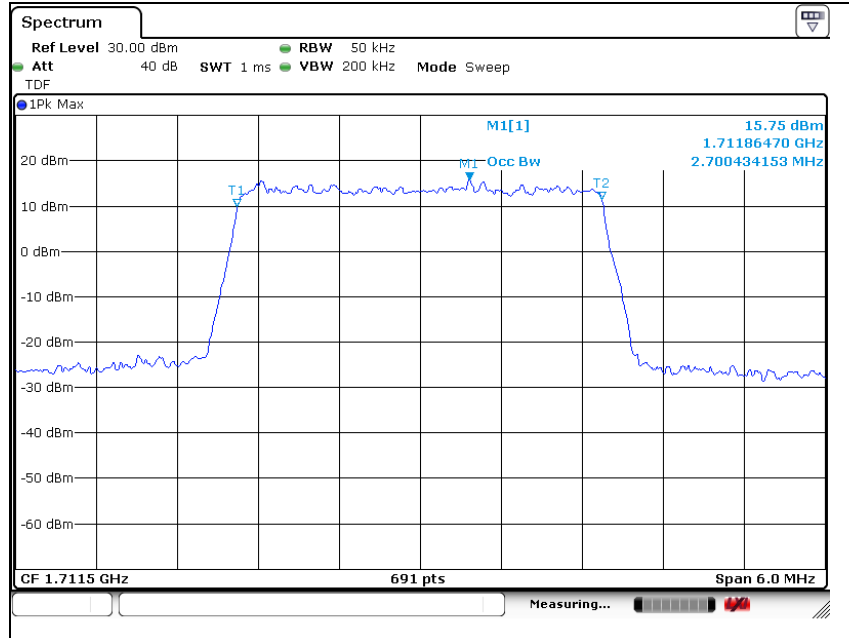
High Channel



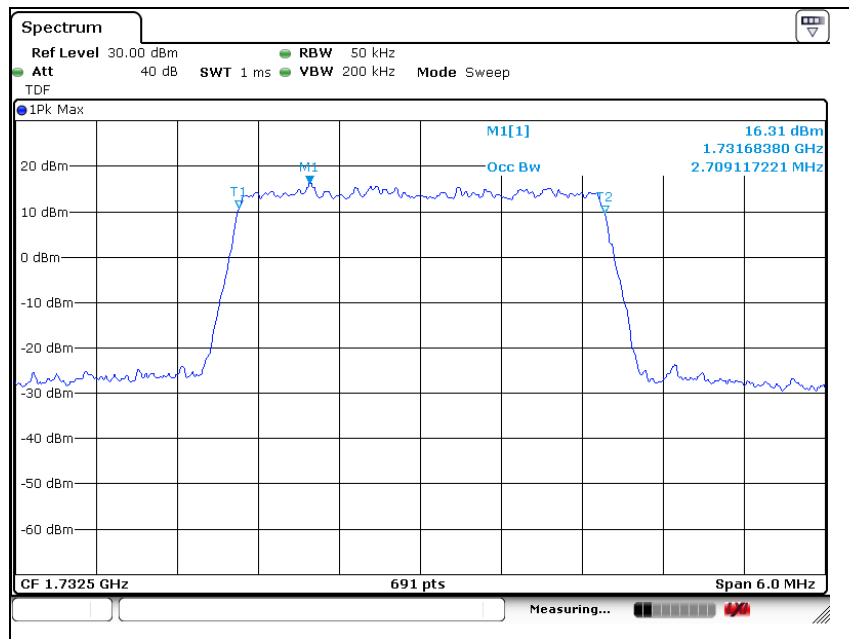
The results shown in this test report refer only to the sample(s) tested unless otherwise stated. This test report cannot be reproduced, except in full, without prior written permission of the Company. This test report does not assure KOLAS accreditation.

## LTE band 4 (3 MHz - 16QAM)

### Low Channel

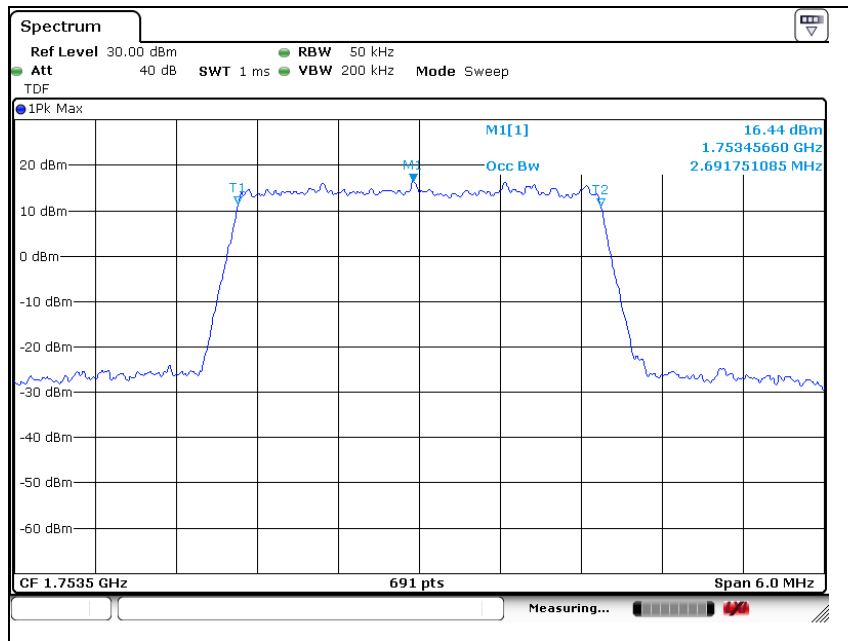


### Middle Channel



The results shown in this test report refer only to the sample(s) tested unless otherwise stated. This test report cannot be reproduced, except in full, without prior written permission of the Company. This test report does not assure KOLAS accreditation.

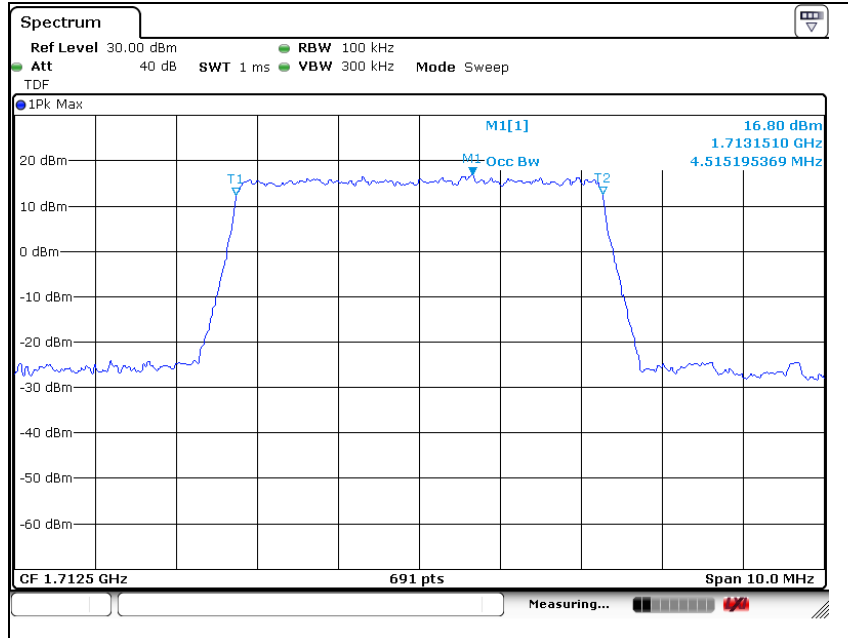
High Channel



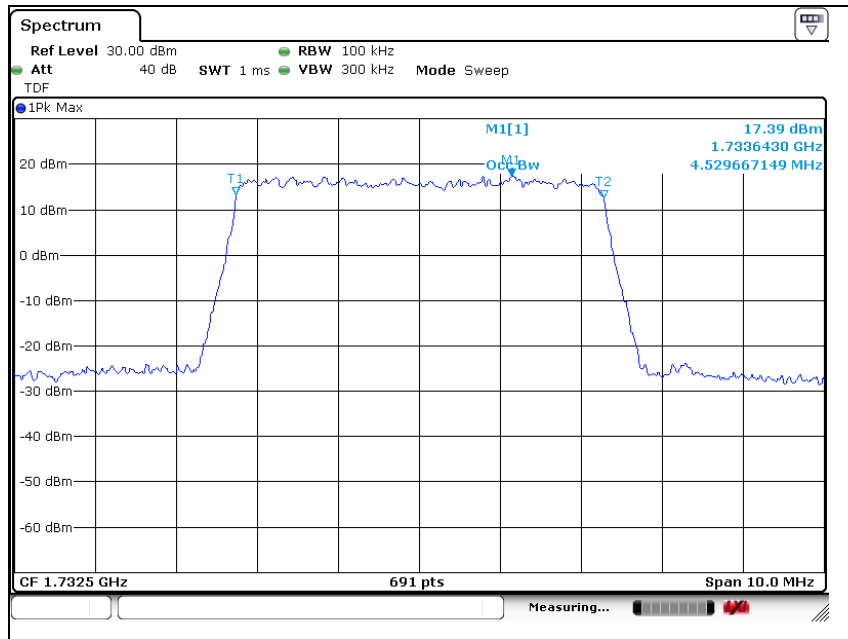
The results shown in this test report refer only to the sample(s) tested unless otherwise stated. This test report cannot be reproduced, except in full, without prior written permission of the Company. This test report does not assure KOLAS accreditation.

## LTE band 4 (5 MHz - QPSK)

### Low Channel

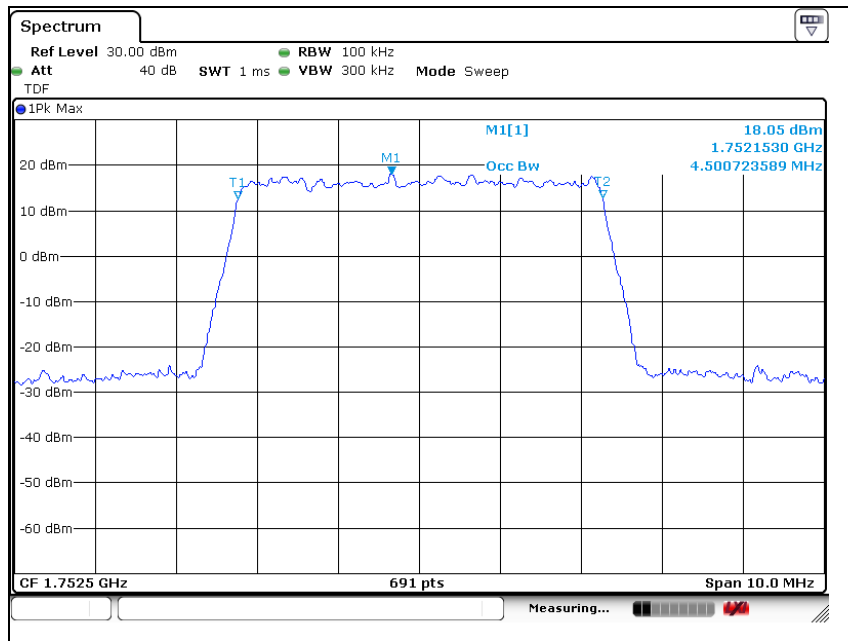


### Middle Channel



The results shown in this test report refer only to the sample(s) tested unless otherwise stated. This test report cannot be reproduced, except in full, without prior written permission of the Company. This test report does not assure KOLAS accreditation.

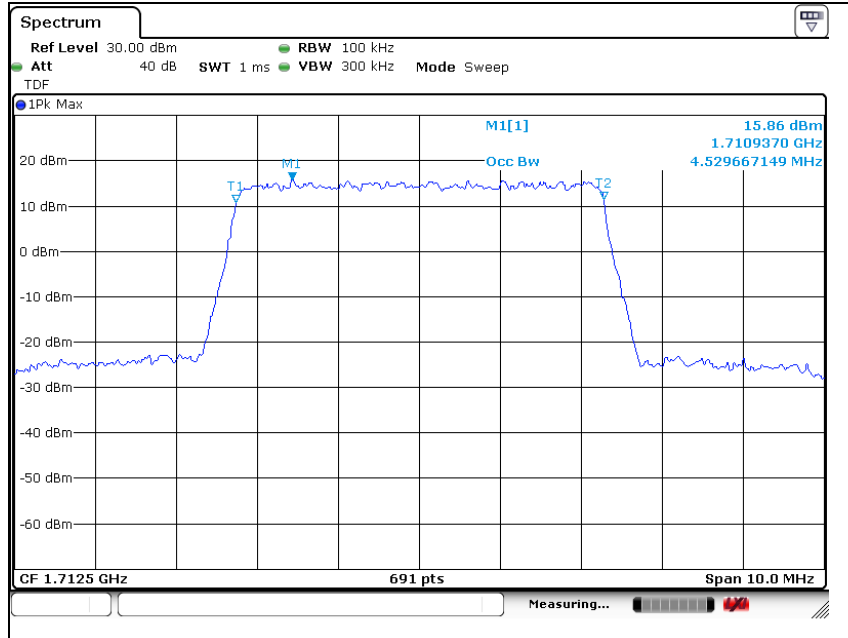
High Channel



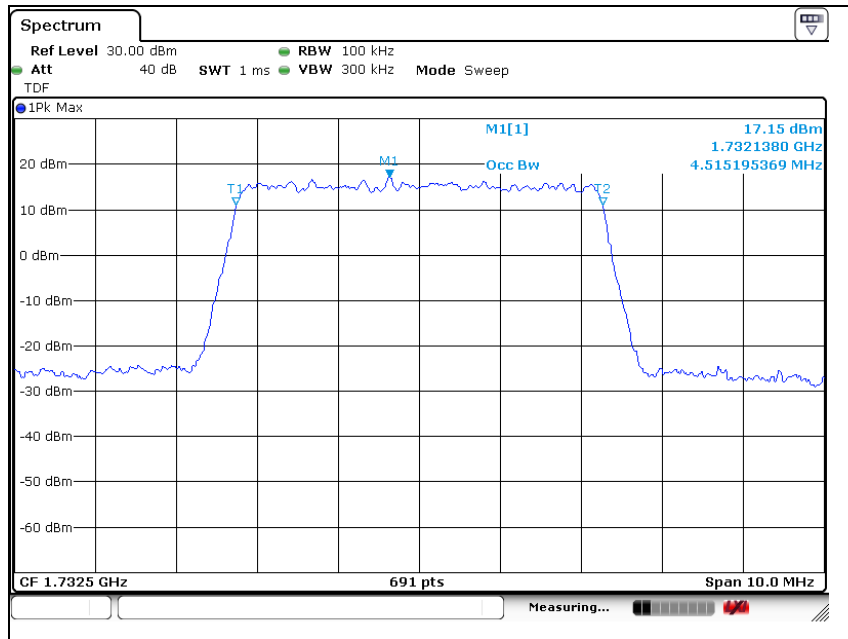
The results shown in this test report refer only to the sample(s) tested unless otherwise stated. This test report cannot be reproduced, except in full, without prior written permission of the Company. This test report does not assure KOLAS accreditation.

## LTE band 4 (5 MHz - 16QAM)

### Low Channel

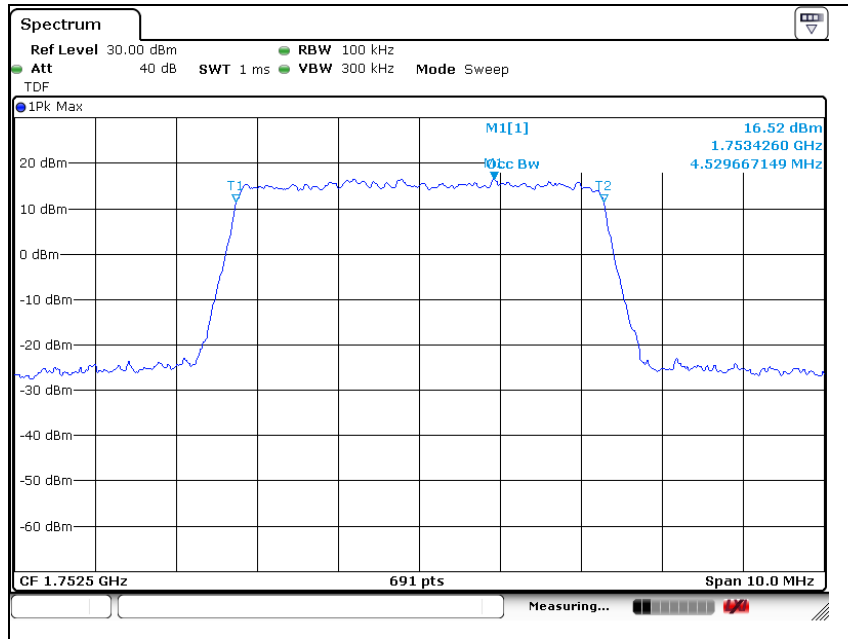


### Middle Channel



The results shown in this test report refer only to the sample(s) tested unless otherwise stated. This test report cannot be reproduced, except in full, without prior written permission of the Company. This test report does not assure KOLAS accreditation.

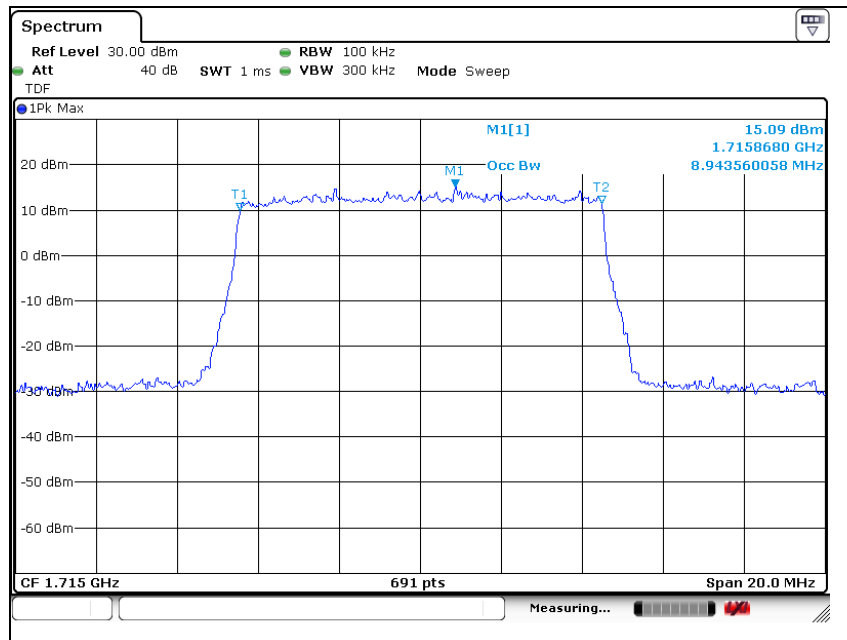
High Channel



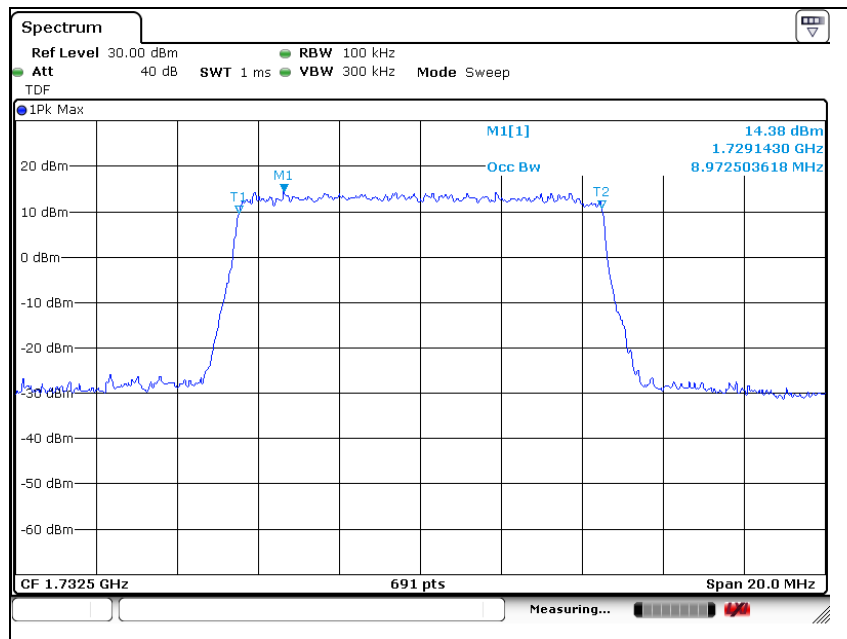
The results shown in this test report refer only to the sample(s) tested unless otherwise stated. This test report cannot be reproduced, except in full, without prior written permission of the Company. This test report does not assure KOLAS accreditation.

## LTE band 4 (10 MHz - QPSK)

### Low Channel



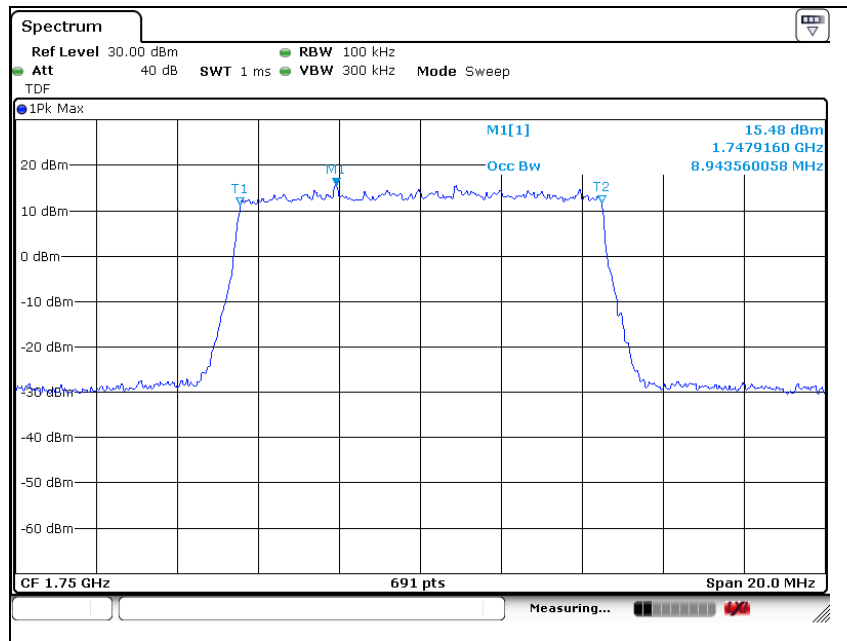
### Middle Channel



The results shown in this test report refer only to the sample(s) tested unless otherwise stated. This test report cannot be reproduced, except in full, without prior written permission of the Company. This test report does not assure KOLAS accreditation.



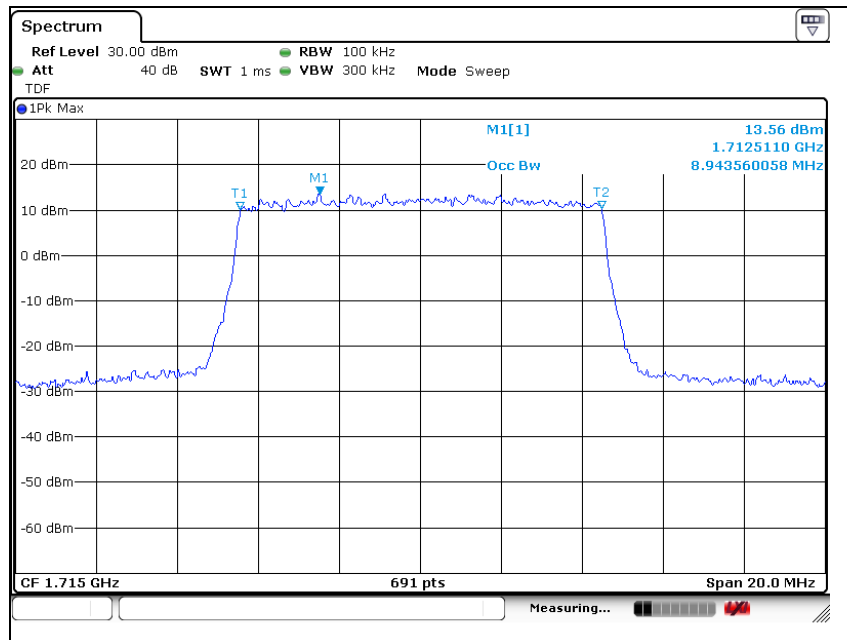
## High Channel



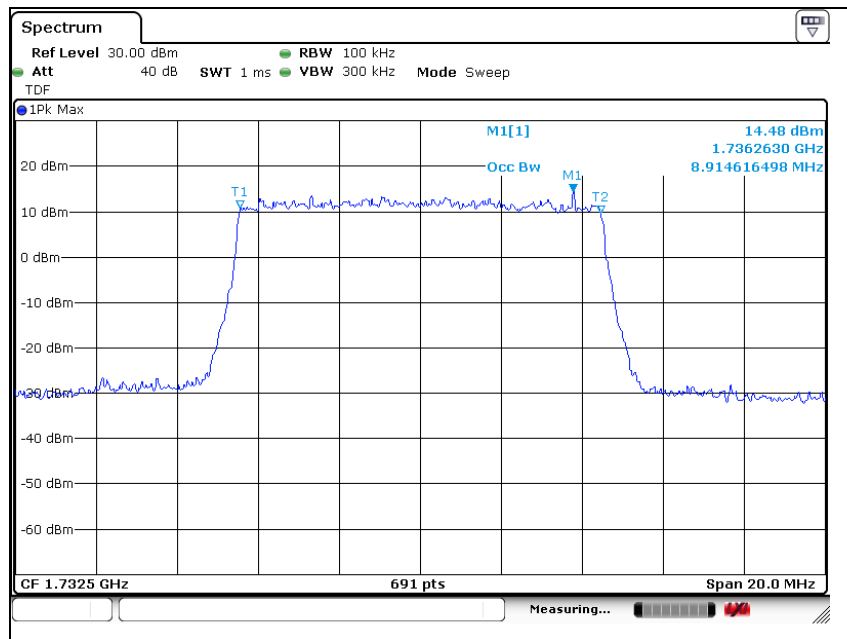
The results shown in this test report refer only to the sample(s) tested unless otherwise stated. This test report cannot be reproduced, except in full, without prior written permission of the Company. This test report does not assure KOLAS accreditation.

## LTE band 4 (10 MHz - 16QAM)

### Low Channel

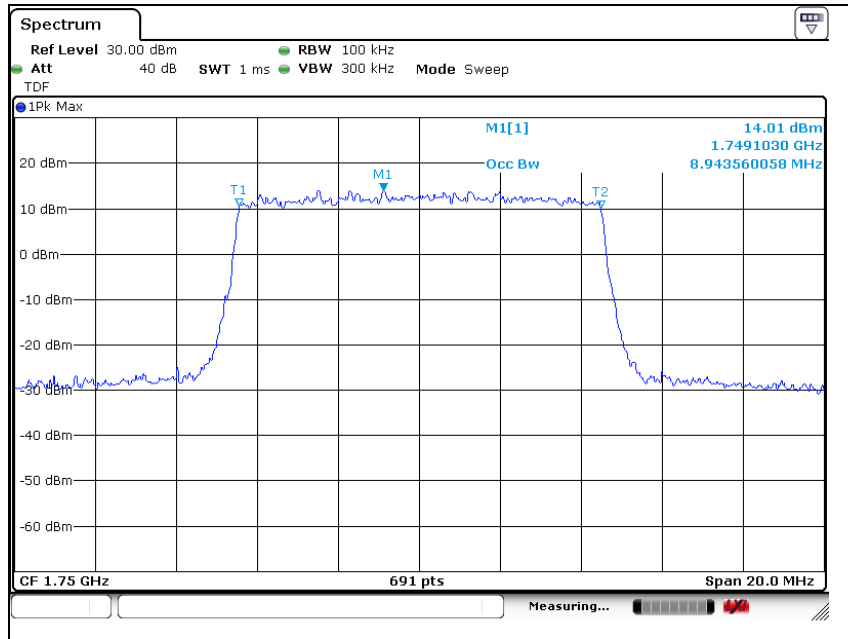


### Middle Channel



The results shown in this test report refer only to the sample(s) tested unless otherwise stated. This test report cannot be reproduced, except in full, without prior written permission of the Company. This test report does not assure KOLAS accreditation.

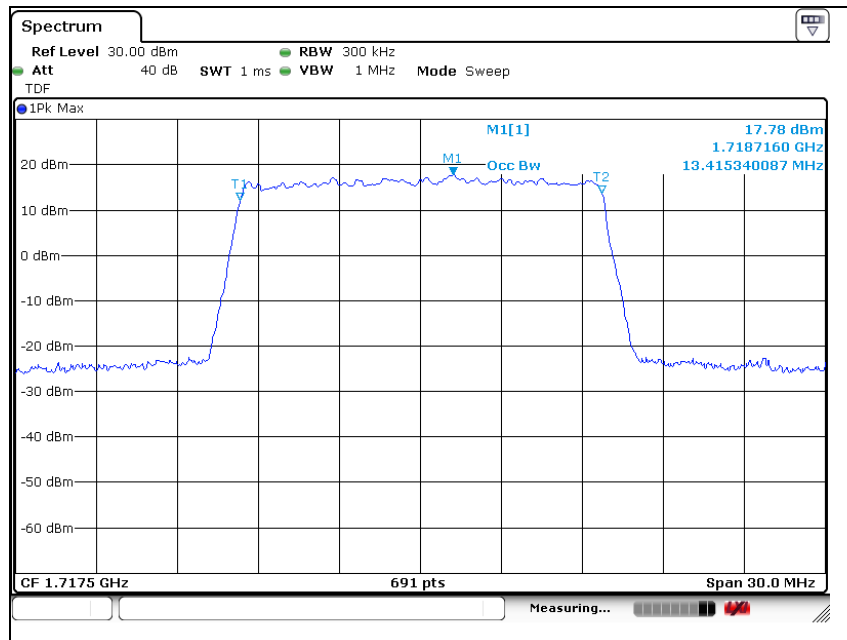
High Channel



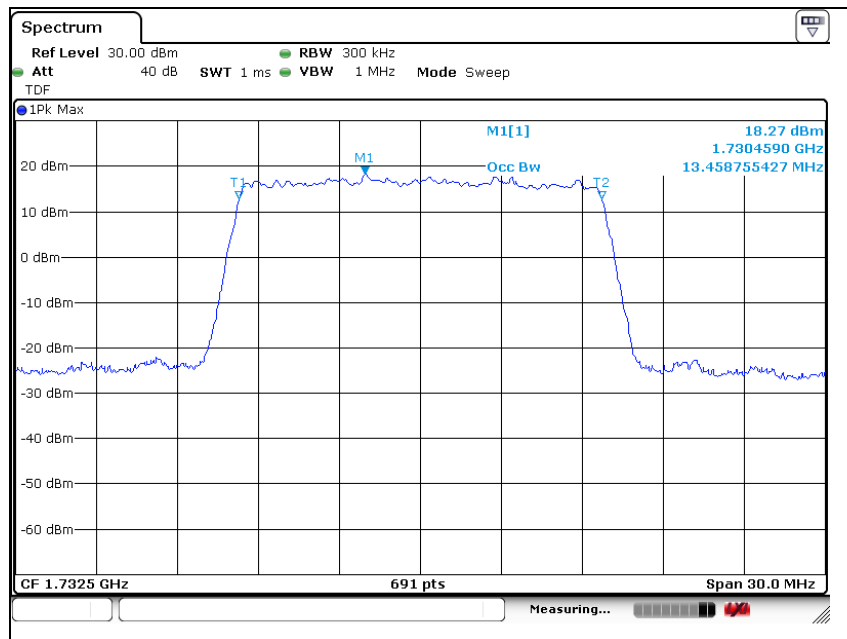
The results shown in this test report refer only to the sample(s) tested unless otherwise stated. This test report cannot be reproduced, except in full, without prior written permission of the Company. This test report does not assure KOLAS accreditation.

## LTE band 4 (15 MHz - QPSK)

### Low Channel

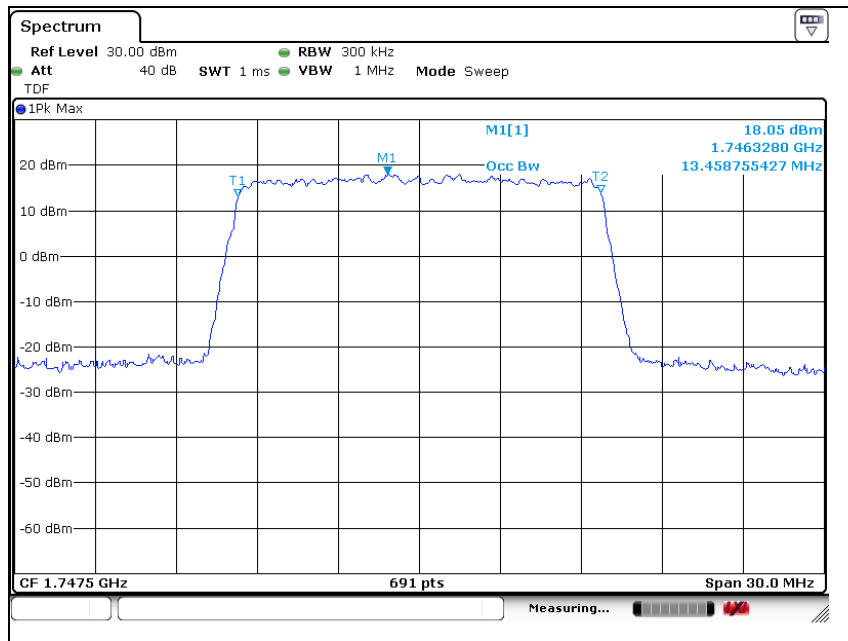


### Middle Channel



The results shown in this test report refer only to the sample(s) tested unless otherwise stated. This test report cannot be reproduced, except in full, without prior written permission of the Company. This test report does not assure KOLAS accreditation.

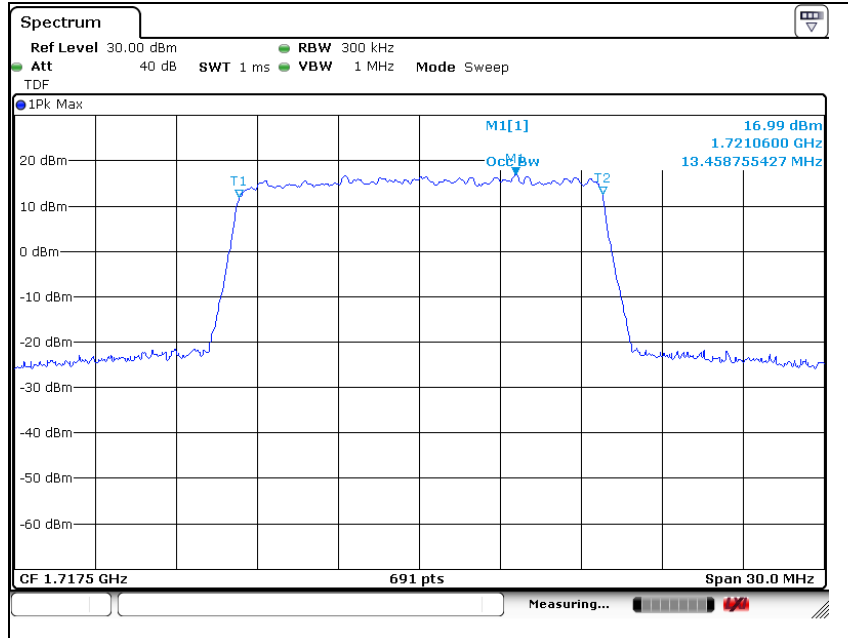
High Channel



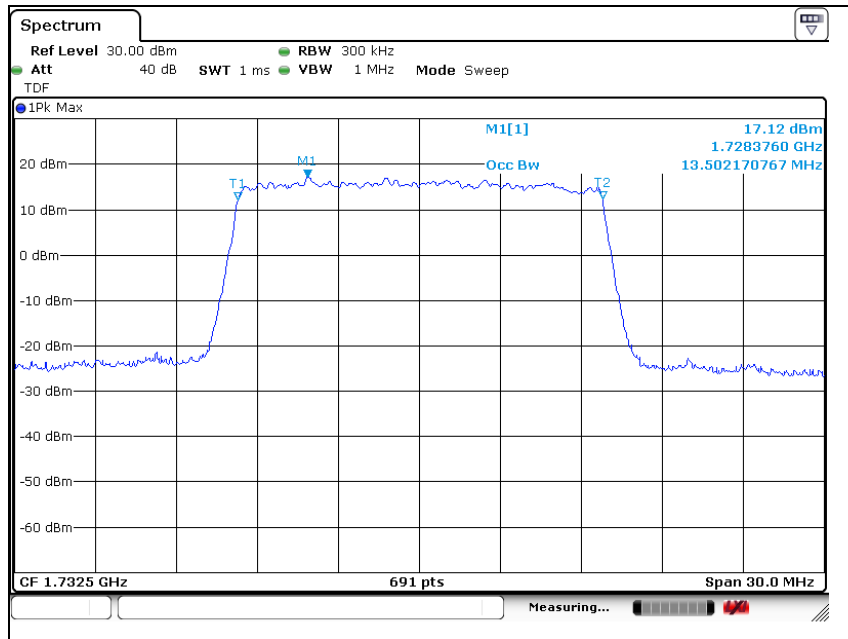
The results shown in this test report refer only to the sample(s) tested unless otherwise stated. This test report cannot be reproduced, except in full, without prior written permission of the Company. This test report does not assure KOLAS accreditation.

## LTE band 4 (15 MHz - 16QAM)

### Low Channel

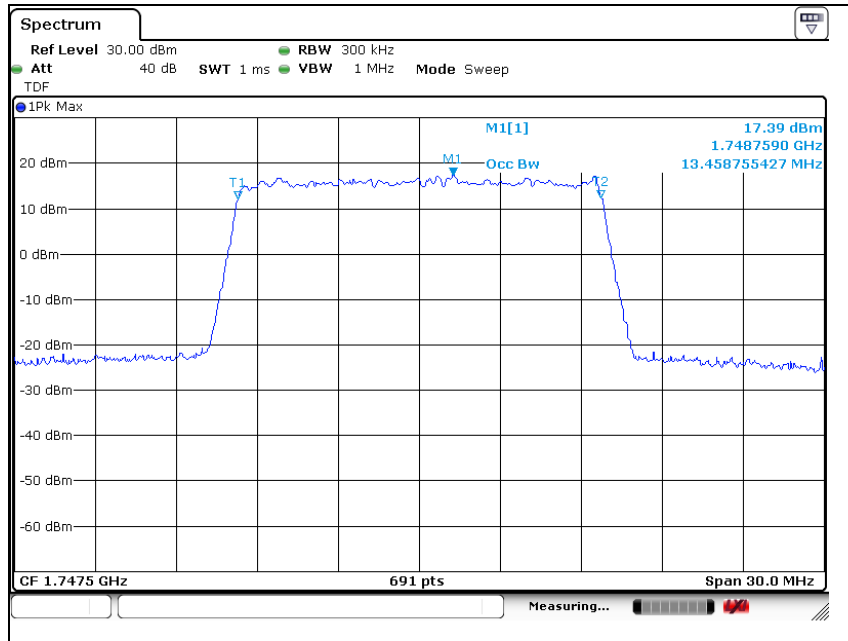


### Middle Channel



The results shown in this test report refer only to the sample(s) tested unless otherwise stated. This test report cannot be reproduced, except in full, without prior written permission of the Company. This test report does not assure KOLAS accreditation.

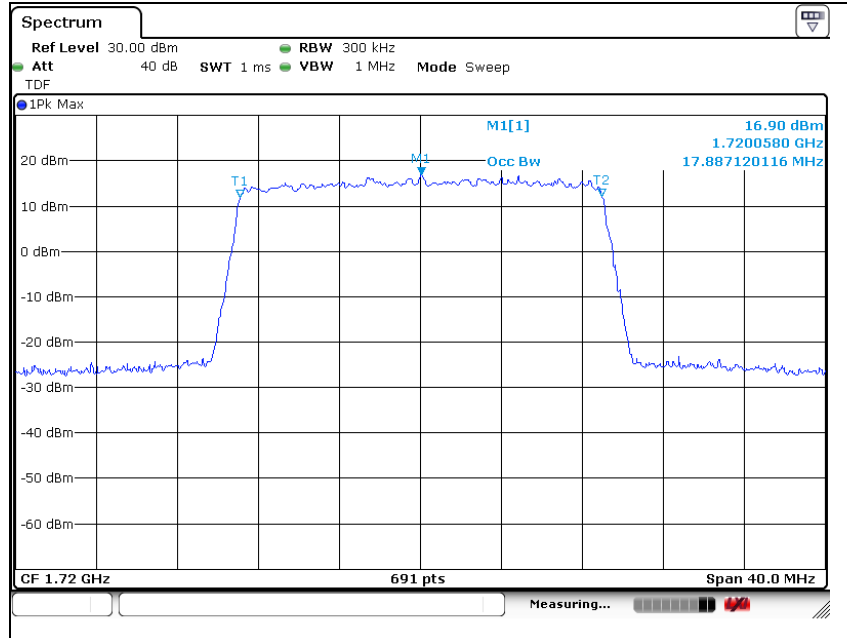
High Channel



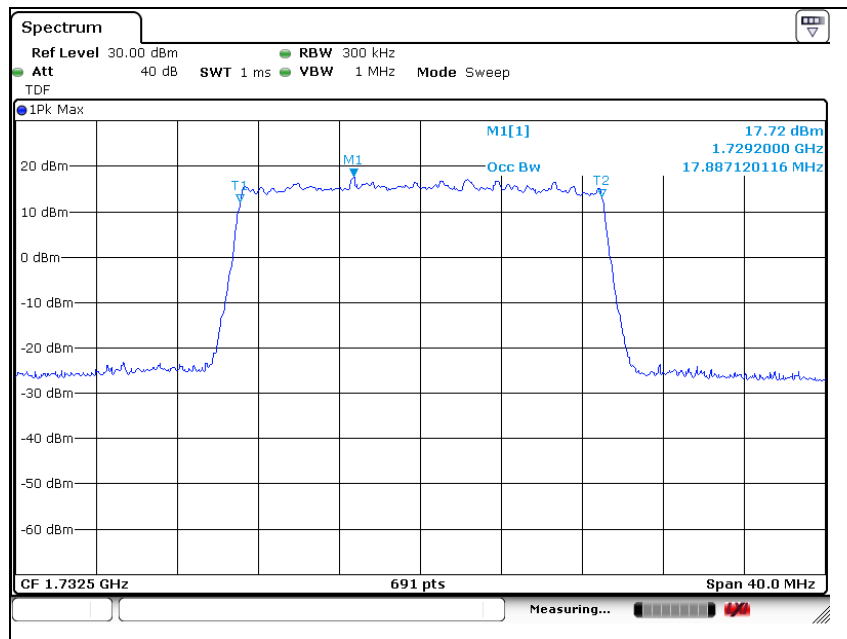
The results shown in this test report refer only to the sample(s) tested unless otherwise stated. This test report cannot be reproduced, except in full, without prior written permission of the Company. This test report does not assure KOLAS accreditation.

## LTE band 4 (20 MHz - QPSK)

### Low Channel



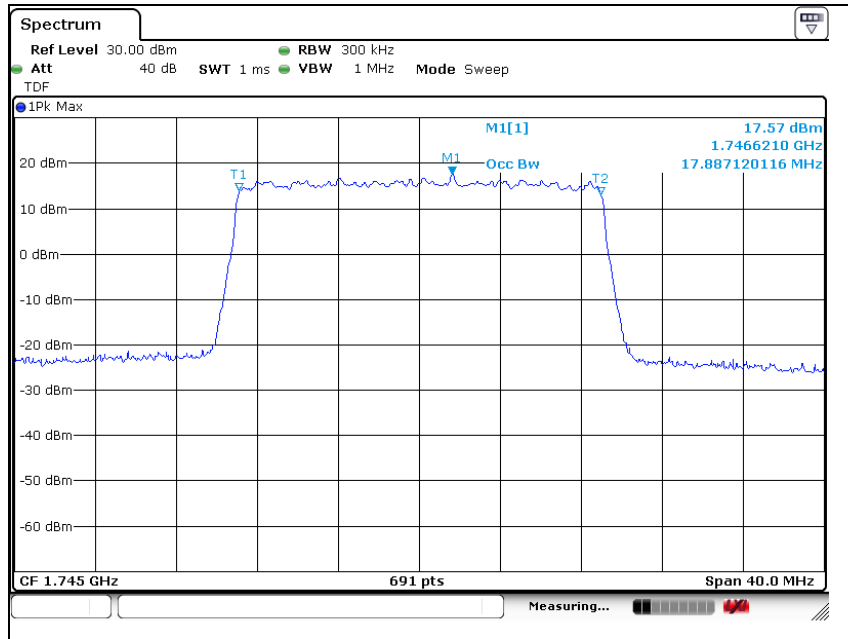
### Middle Channel



The results shown in this test report refer only to the sample(s) tested unless otherwise stated. This test report cannot be reproduced, except in full, without prior written permission of the Company. This test report does not assure KOLAS accreditation.



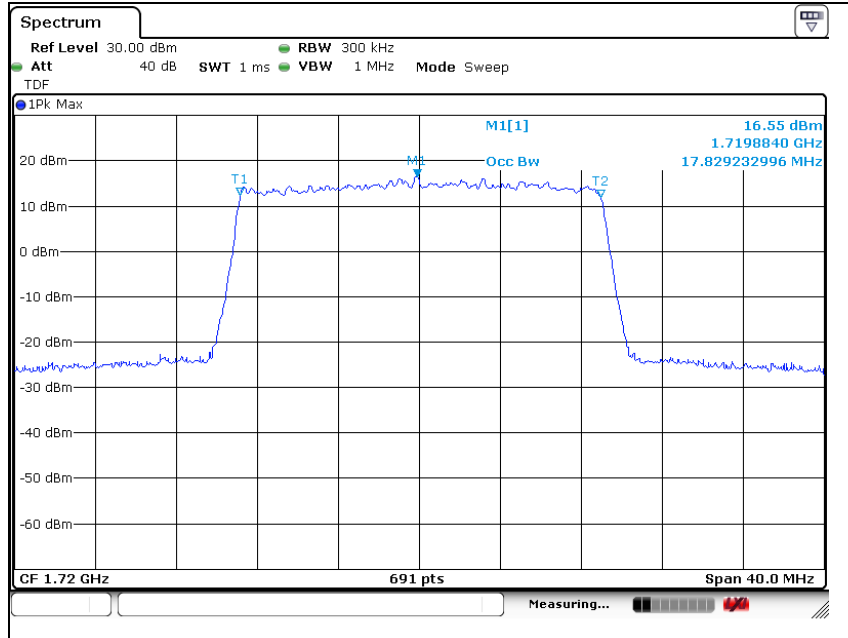
High Channel



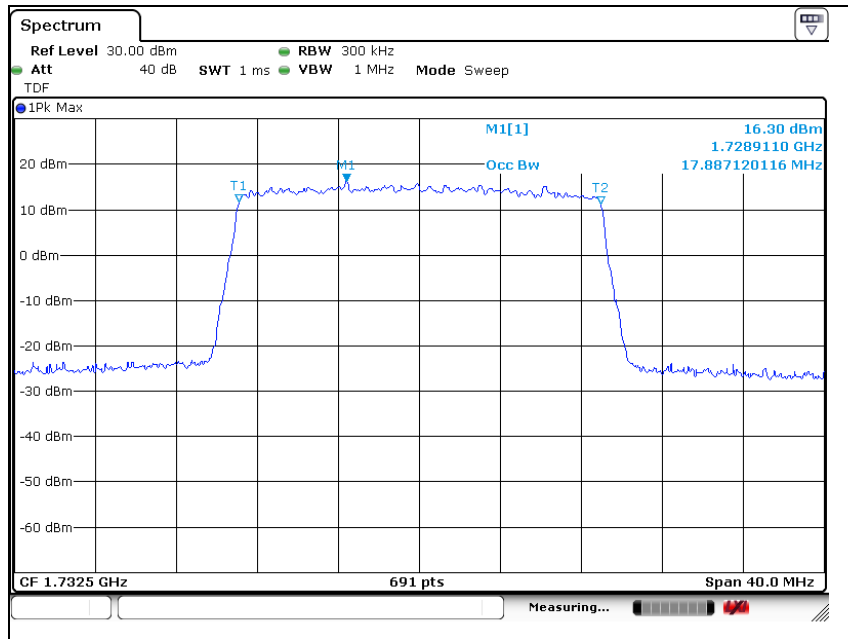
The results shown in this test report refer only to the sample(s) tested unless otherwise stated. This test report cannot be reproduced, except in full, without prior written permission of the Company. This test report does not assure KOLAS accreditation.

## LTE band 4 (20 MHz - 16QAM)

### Low Channel

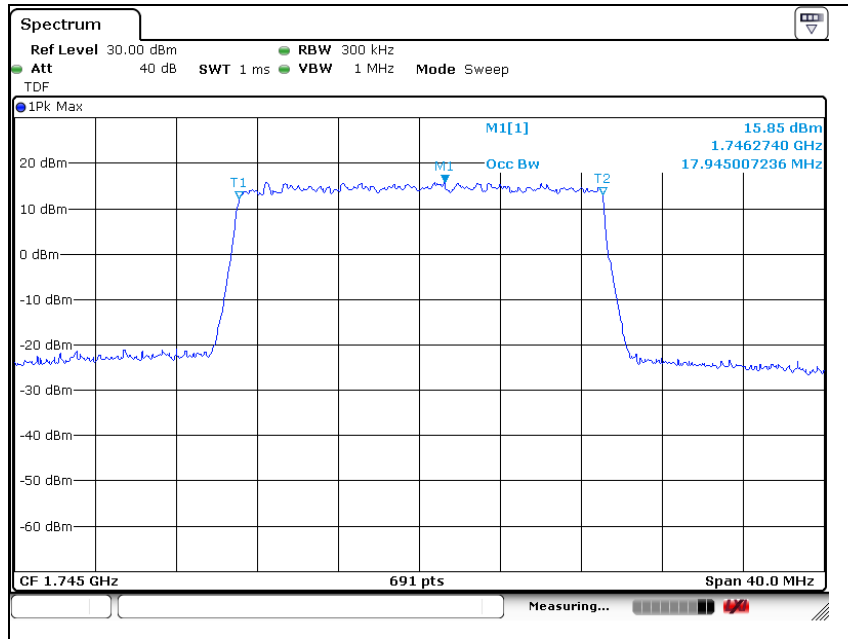


### Middle Channel



The results shown in this test report refer only to the sample(s) tested unless otherwise stated. This test report cannot be reproduced, except in full, without prior written permission of the Company. This test report does not assure KOLAS accreditation.

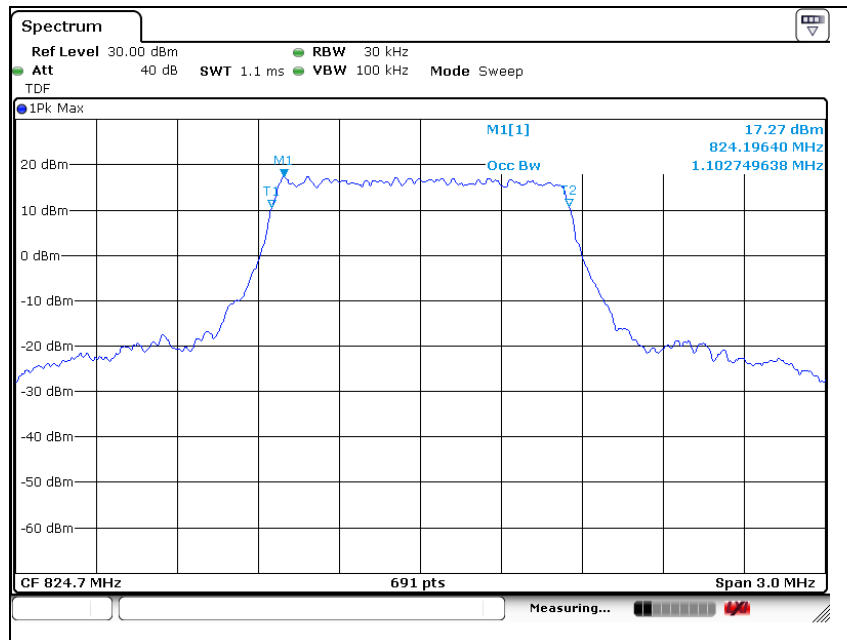
High Channel



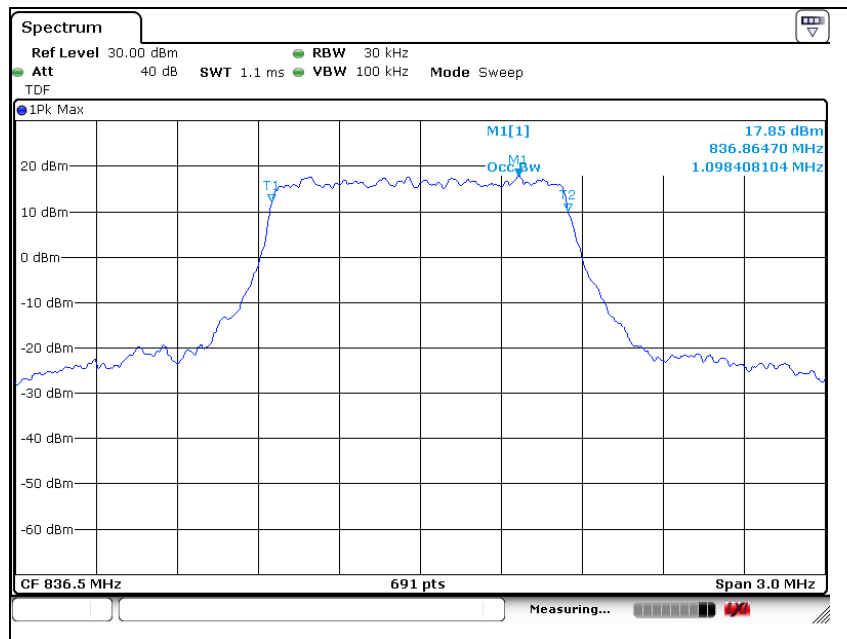
The results shown in this test report refer only to the sample(s) tested unless otherwise stated. This test report cannot be reproduced, except in full, without prior written permission of the Company. This test report does not assure KOLAS accreditation.

## LTE band 5 (1.4 MHz - QPSK)

### Low Channel

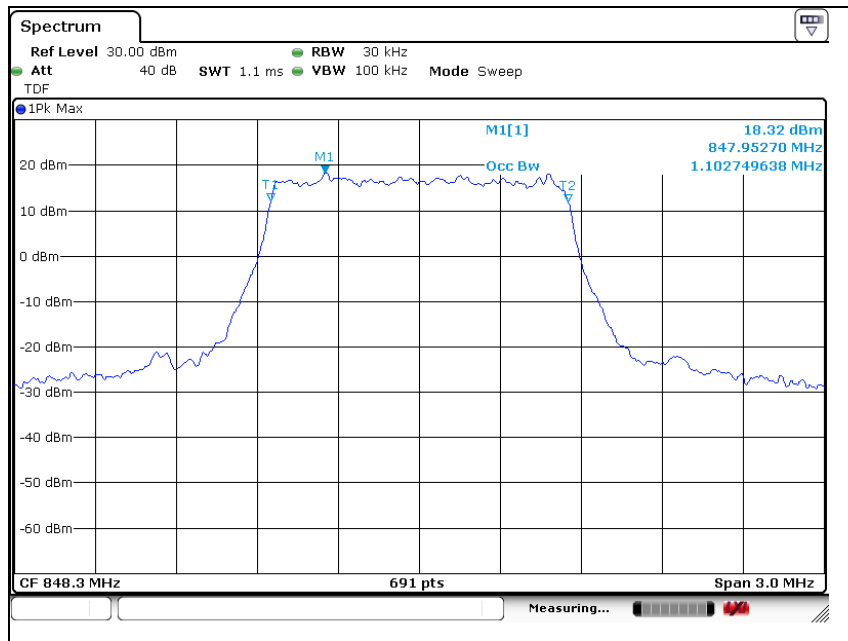


### Middle Channel



The results shown in this test report refer only to the sample(s) tested unless otherwise stated. This test report cannot be reproduced, except in full, without prior written permission of the Company. This test report does not assure KOLAS accreditation.

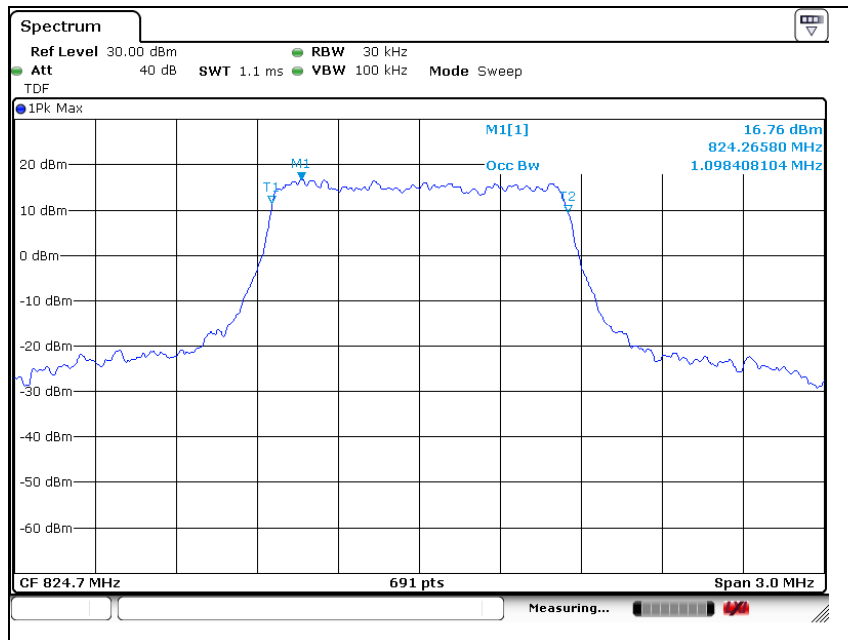
High Channel



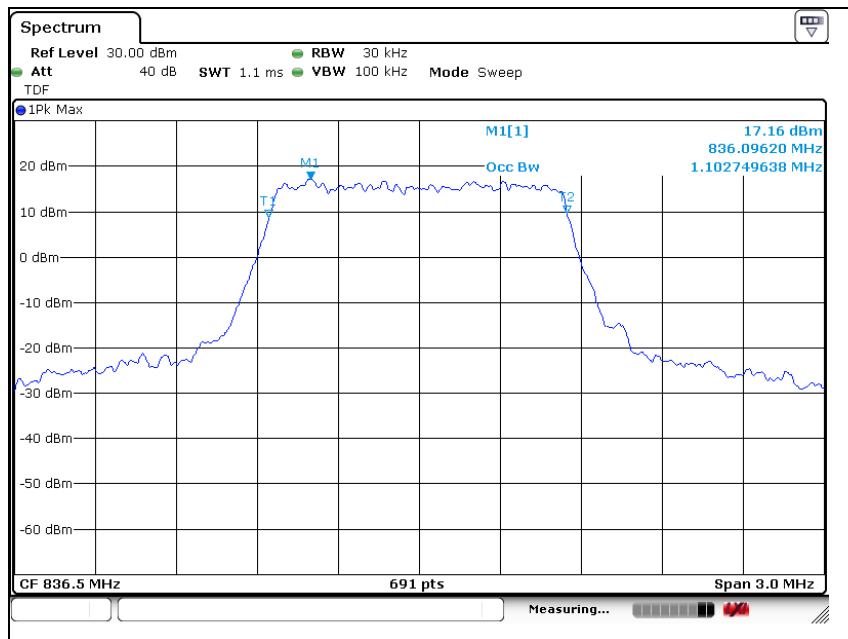
The results shown in this test report refer only to the sample(s) tested unless otherwise stated. This test report cannot be reproduced, except in full, without prior written permission of the Company. This test report does not assure KOLAS accreditation.

## LTE band 5 (1.4 MHz - 16QAM)

### Low Channel

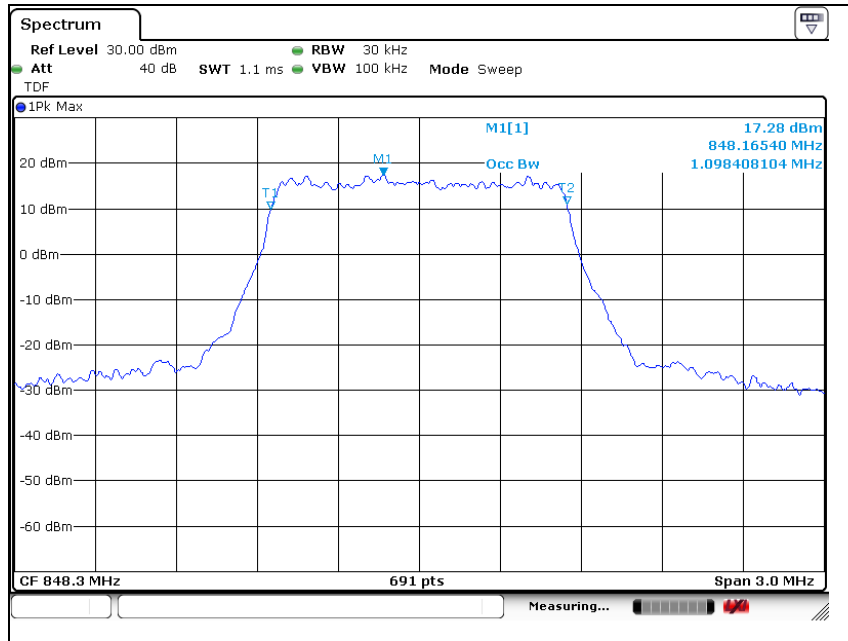


### Middle Channel



The results shown in this test report refer only to the sample(s) tested unless otherwise stated. This test report cannot be reproduced, except in full, without prior written permission of the Company. This test report does not assure KOLAS accreditation.

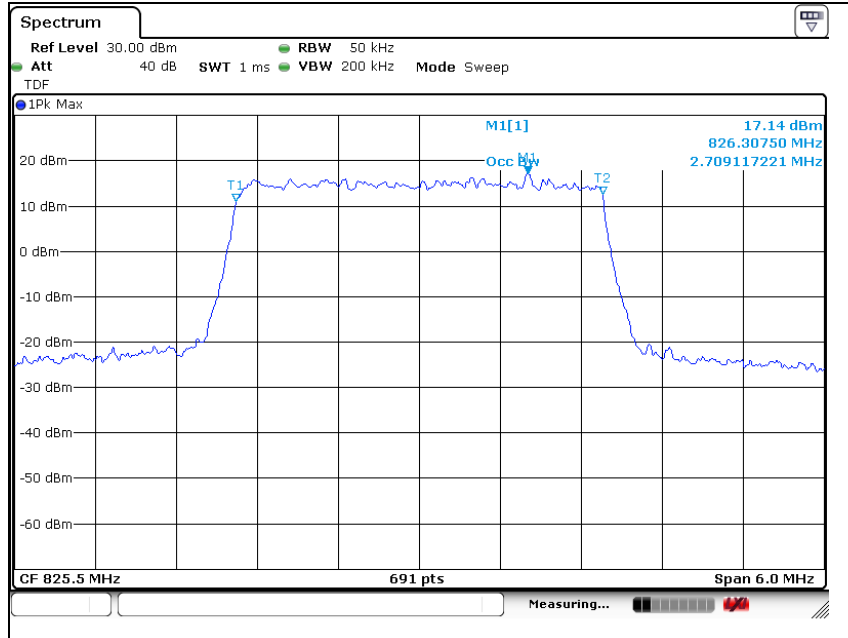
High Channel



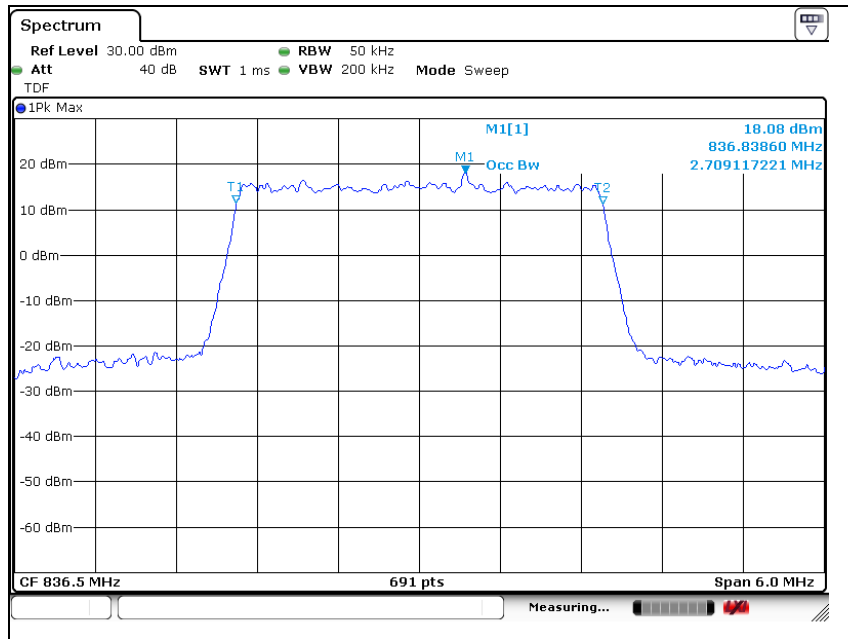
The results shown in this test report refer only to the sample(s) tested unless otherwise stated. This test report cannot be reproduced, except in full, without prior written permission of the Company. This test report does not assure KOLAS accreditation.

## LTE band 5 (3 MHz - QPSK)

### Low Channel



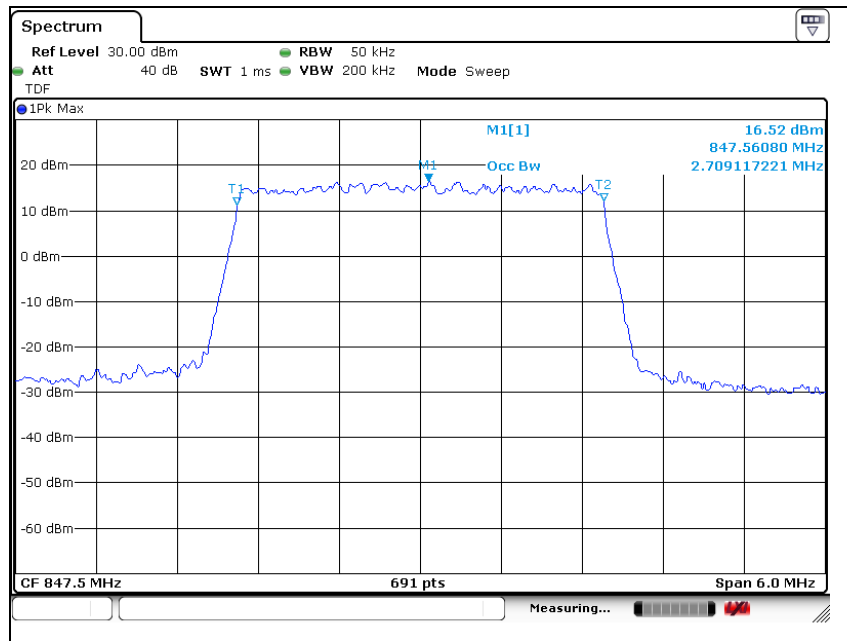
### Middle Channel



The results shown in this test report refer only to the sample(s) tested unless otherwise stated. This test report cannot be reproduced, except in full, without prior written permission of the Company. This test report does not assure KOLAS accreditation.



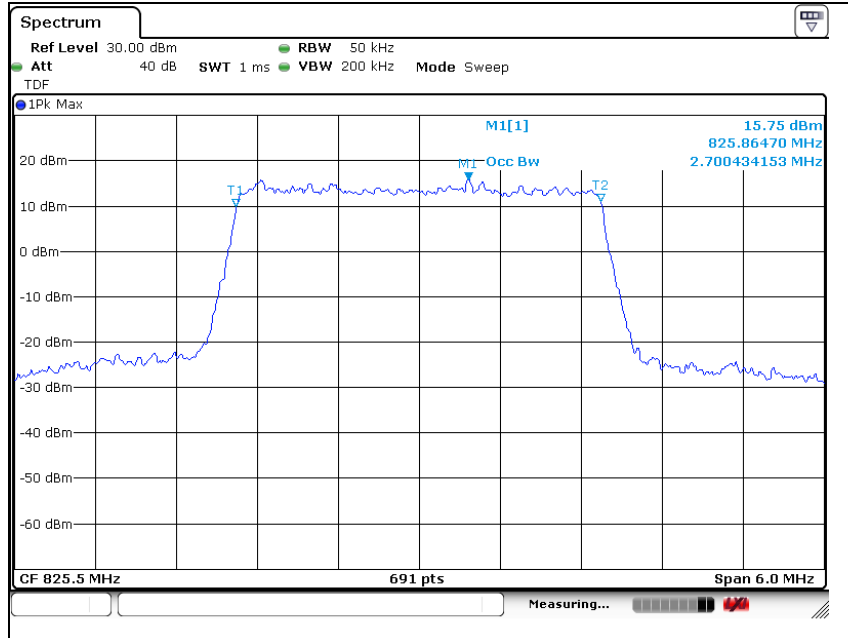
## High Channel



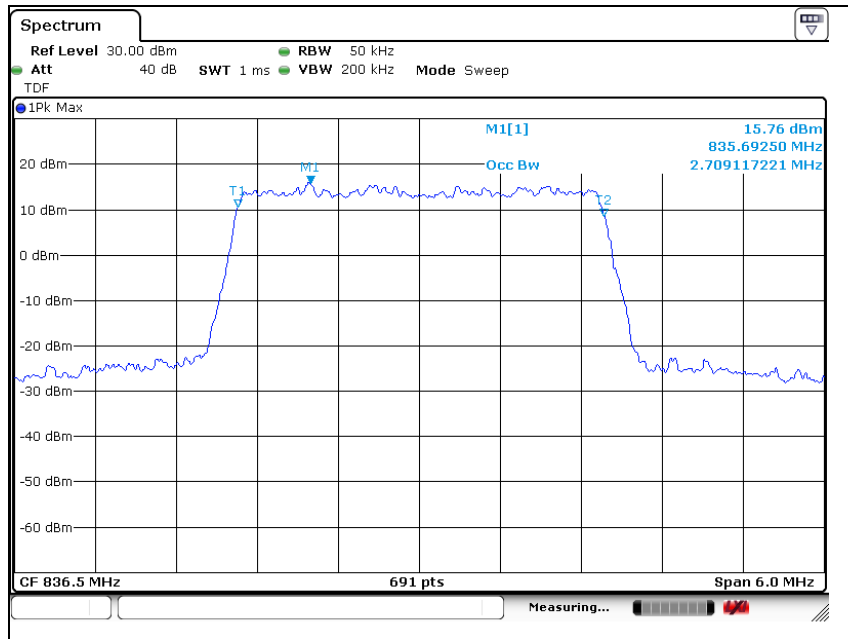
The results shown in this test report refer only to the sample(s) tested unless otherwise stated. This test report cannot be reproduced, except in full, without prior written permission of the Company. This test report does not assure KOLAS accreditation.

## LTE band 5 (3 MHz - 16QAM)

### Low Channel

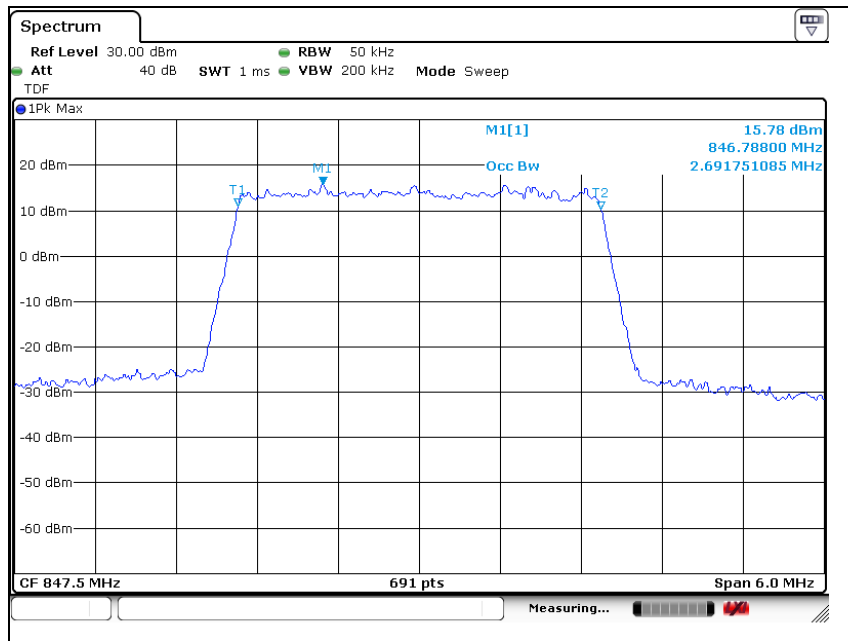


### Middle Channel



The results shown in this test report refer only to the sample(s) tested unless otherwise stated. This test report cannot be reproduced, except in full, without prior written permission of the Company. This test report does not assure KOLAS accreditation.

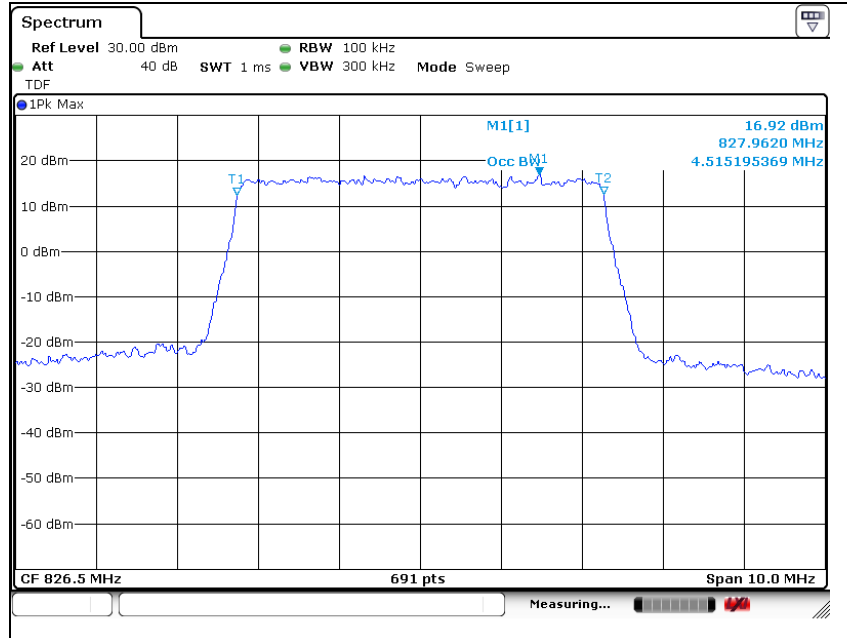
High Channel



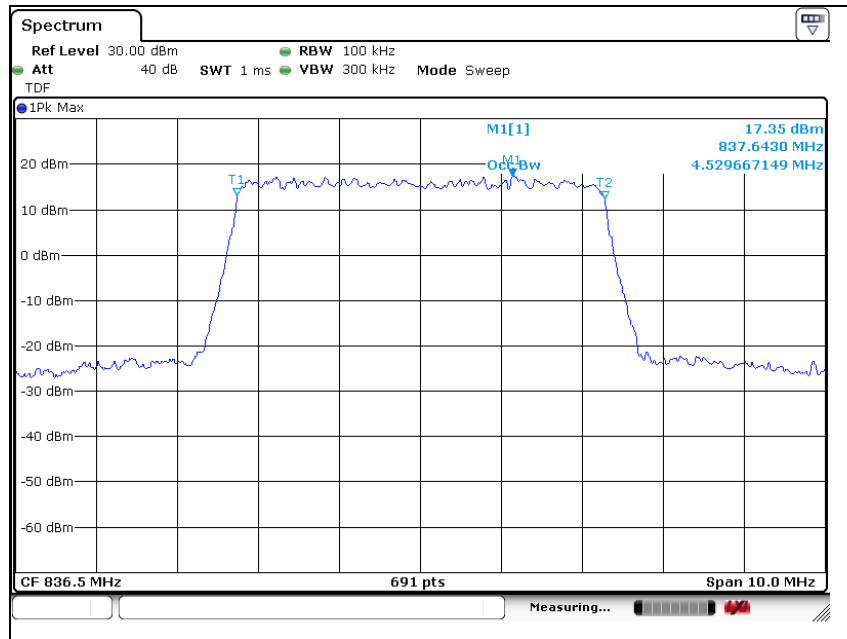
The results shown in this test report refer only to the sample(s) tested unless otherwise stated. This test report cannot be reproduced, except in full, without prior written permission of the Company. This test report does not assure KOLAS accreditation.

## LTE band 5 (5 MHz - QPSK)

### Low Channel

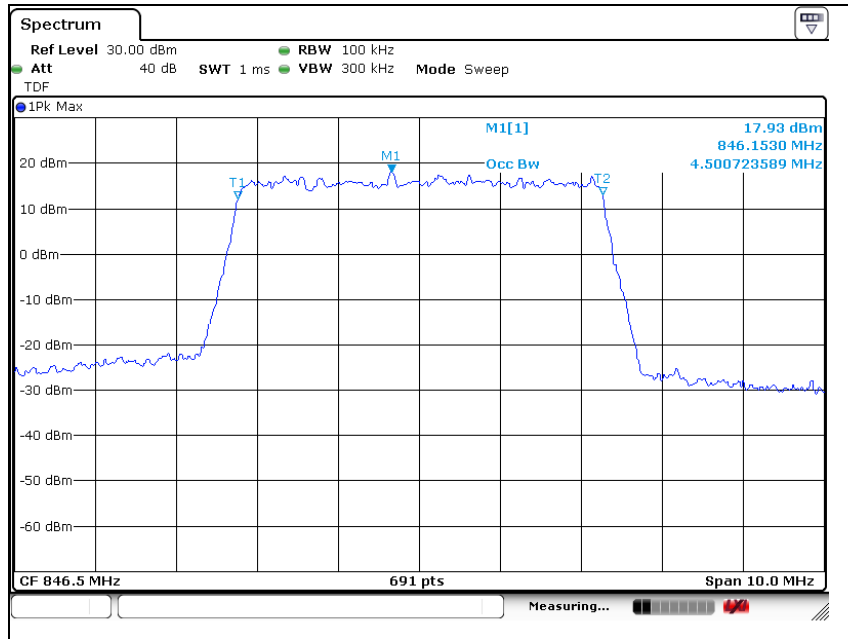


### Middle Channel



The results shown in this test report refer only to the sample(s) tested unless otherwise stated. This test report cannot be reproduced, except in full, without prior written permission of the Company. This test report does not assure KOLAS accreditation.

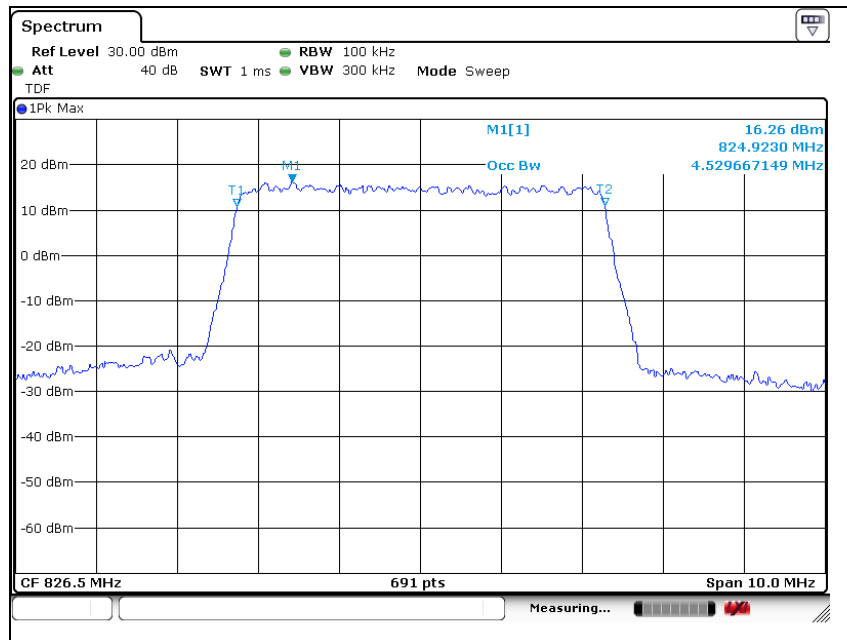
High Channel



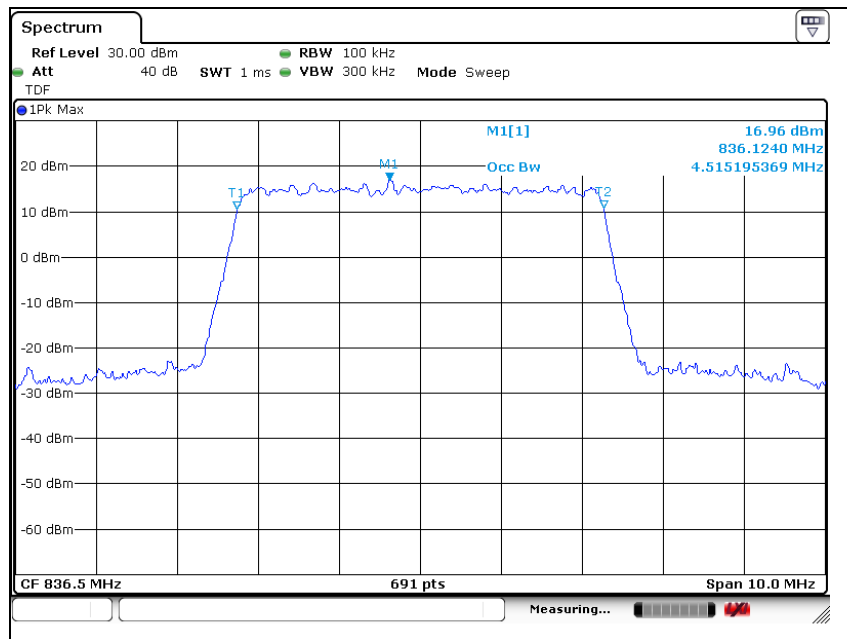
The results shown in this test report refer only to the sample(s) tested unless otherwise stated. This test report cannot be reproduced, except in full, without prior written permission of the Company. This test report does not assure KOLAS accreditation.

## LTE band 5 (5 MHz - 16QAM)

### Low Channel

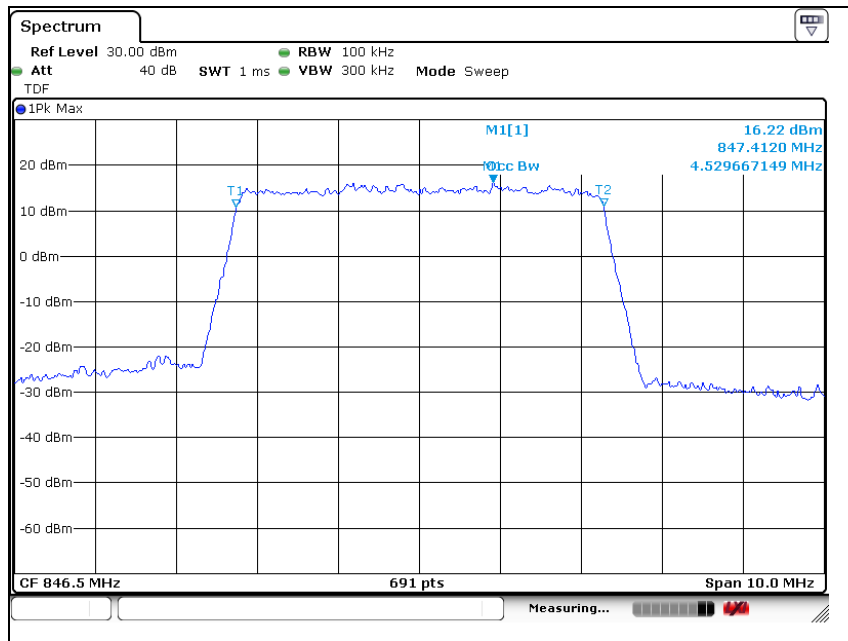


### Middle Channel



The results shown in this test report refer only to the sample(s) tested unless otherwise stated. This test report cannot be reproduced, except in full, without prior written permission of the Company. This test report does not assure KOLAS accreditation.

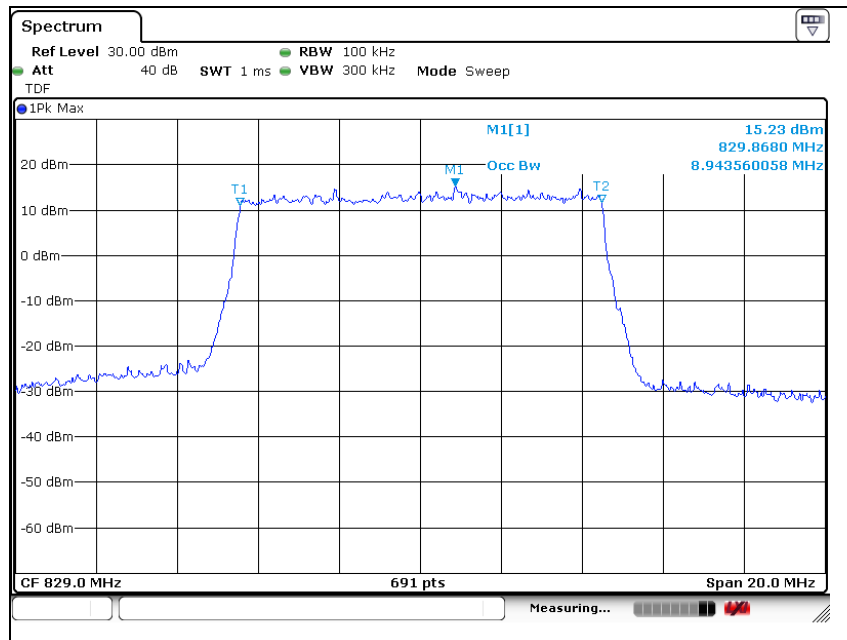
High Channel



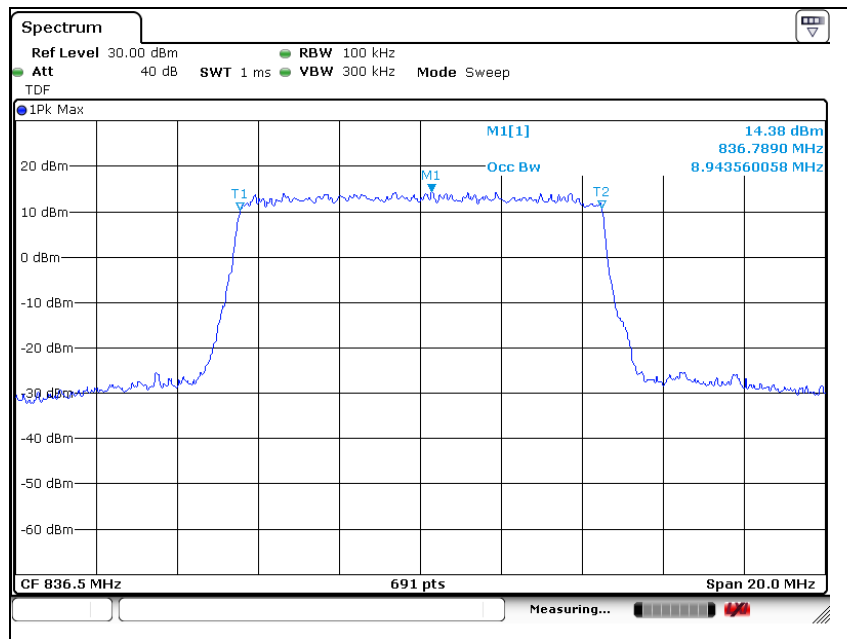
The results shown in this test report refer only to the sample(s) tested unless otherwise stated. This test report cannot be reproduced, except in full, without prior written permission of the Company. This test report does not assure KOLAS accreditation.

## LTE band 5 (10 MHz - QPSK)

### Low Channel



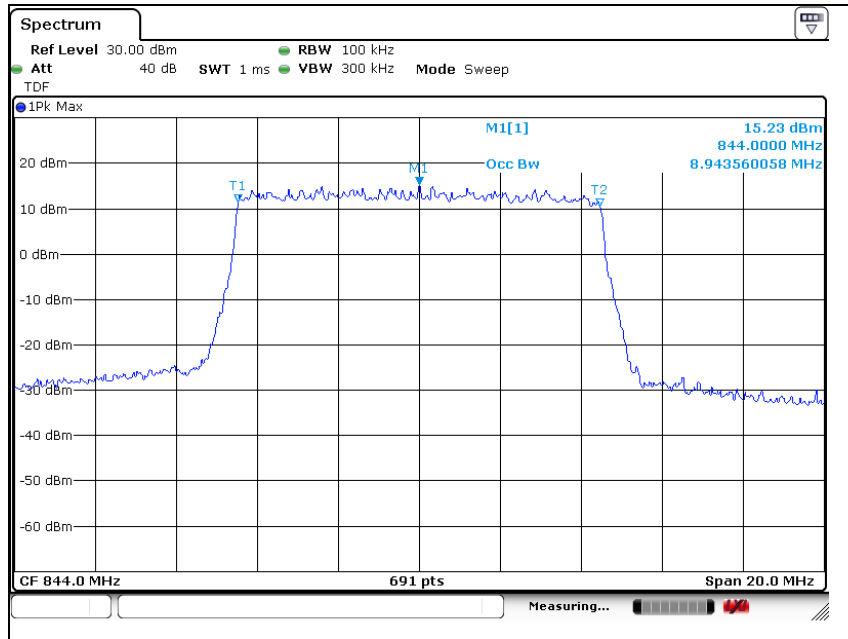
### Middle Channel



The results shown in this test report refer only to the sample(s) tested unless otherwise stated. This test report cannot be reproduced, except in full, without prior written permission of the Company. This test report does not assure KOLAS accreditation.



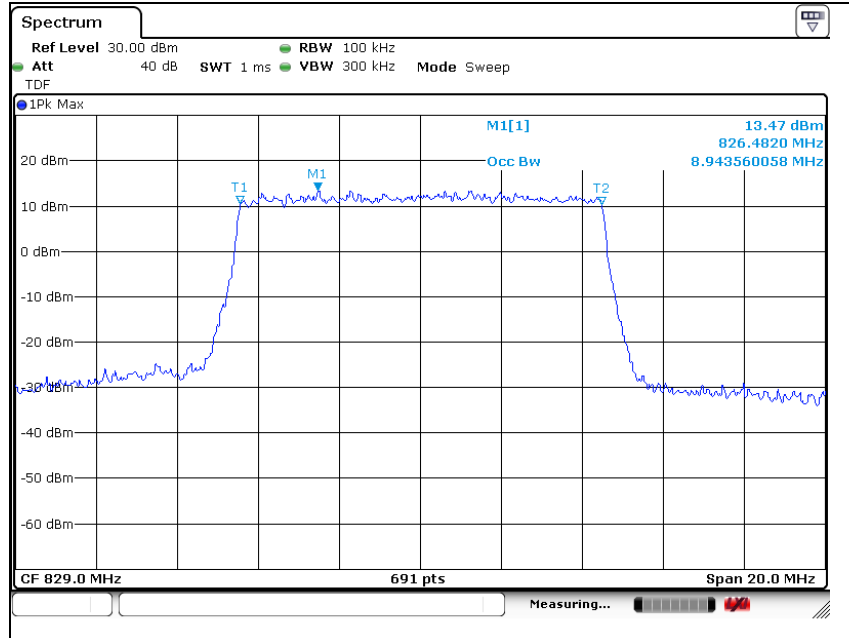
High Channel



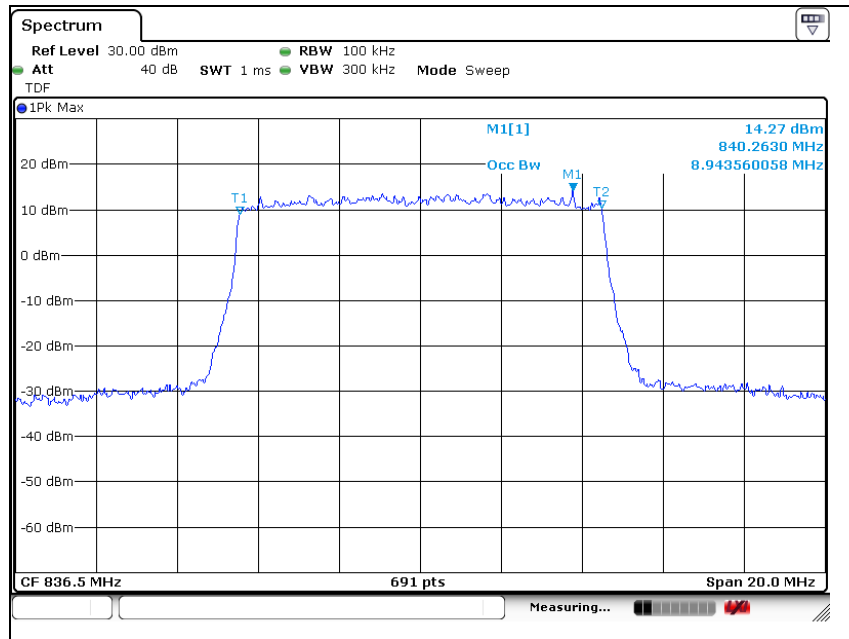
The results shown in this test report refer only to the sample(s) tested unless otherwise stated. This test report cannot be reproduced, except in full, without prior written permission of the Company. This test report does not assure KOLAS accreditation.

## LTE band 5 (10 MHz - 16QAM)

### Low Channel

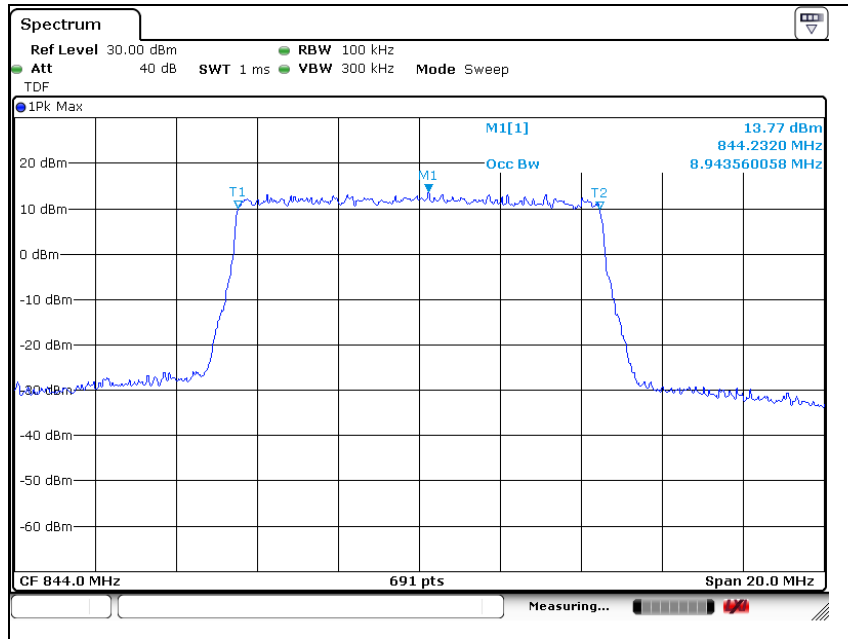


### Middle Channel



The results shown in this test report refer only to the sample(s) tested unless otherwise stated. This test report cannot be reproduced, except in full, without prior written permission of the Company. This test report does not assure KOLAS accreditation.

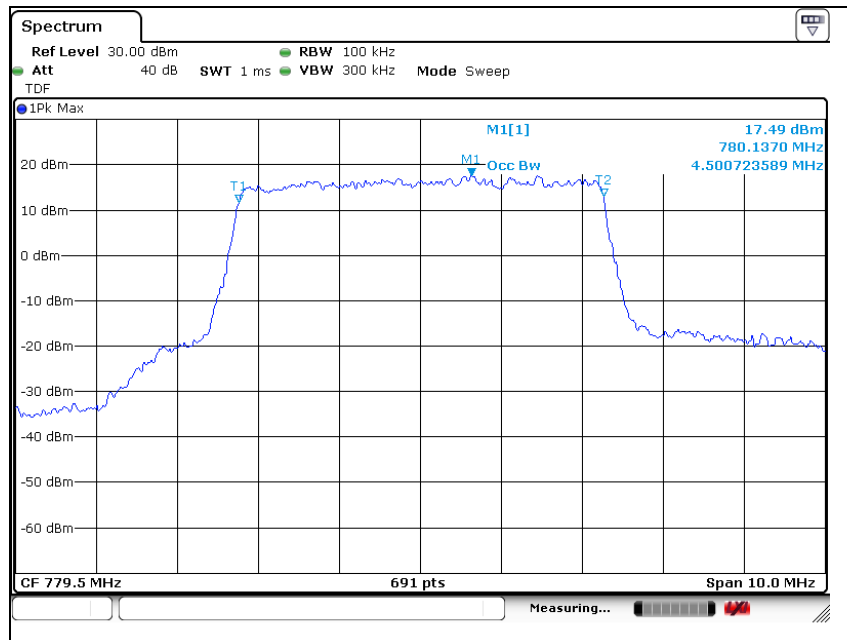
High Channel



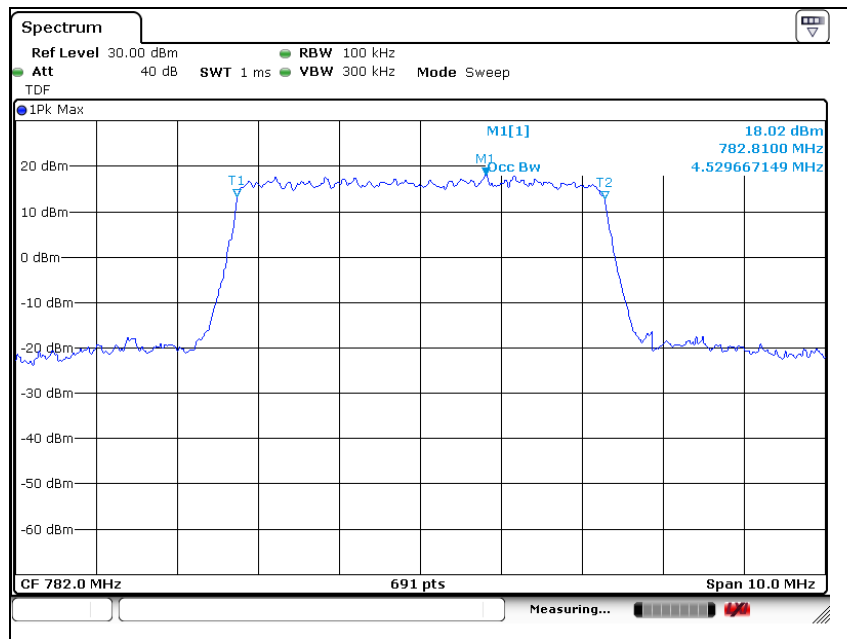
The results shown in this test report refer only to the sample(s) tested unless otherwise stated. This test report cannot be reproduced, except in full, without prior written permission of the Company. This test report does not assure KOLAS accreditation.

## LTE band 13 (5 MHz - QPSK)

### Low Channel

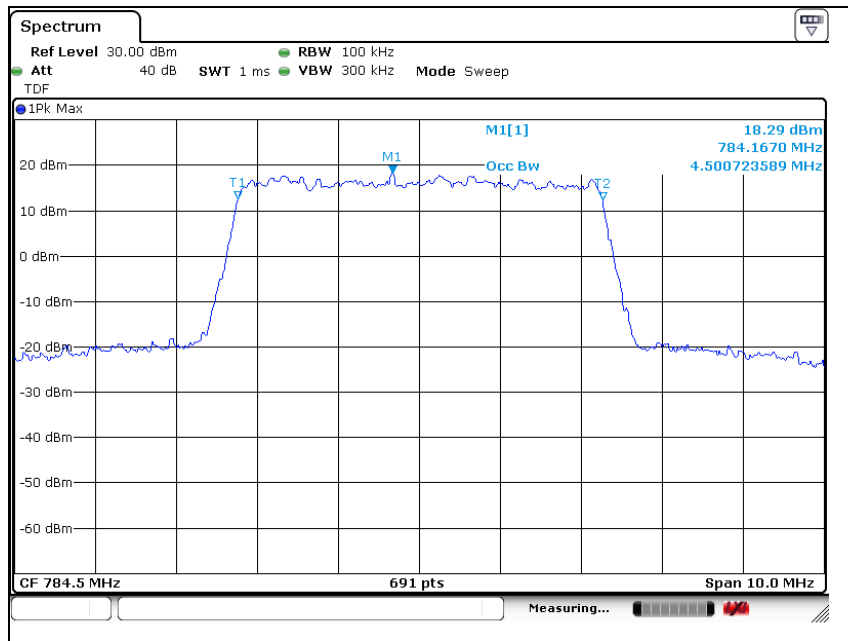


### Middle Channel



The results shown in this test report refer only to the sample(s) tested unless otherwise stated. This test report cannot be reproduced, except in full, without prior written permission of the Company. This test report does not assure KOLAS accreditation.

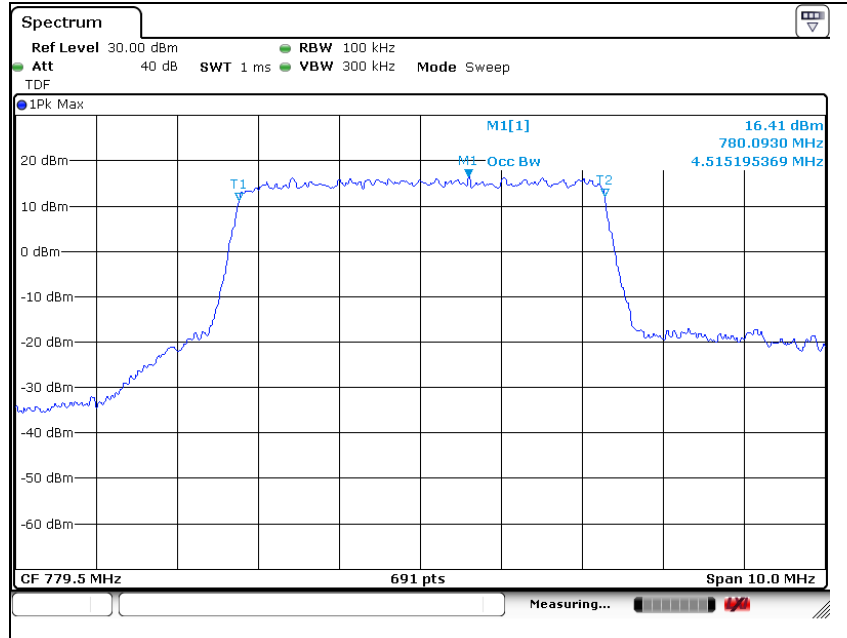
High Channel



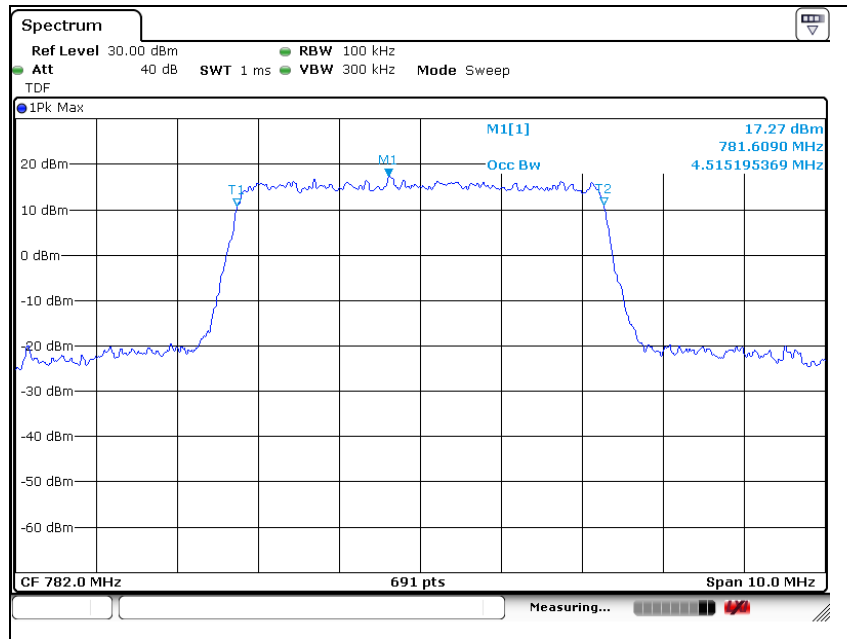
The results shown in this test report refer only to the sample(s) tested unless otherwise stated. This test report cannot be reproduced, except in full, without prior written permission of the Company. This test report does not assure KOLAS accreditation.

## LTE band 13 (5 MHz - 16QAM)

### Low Channel

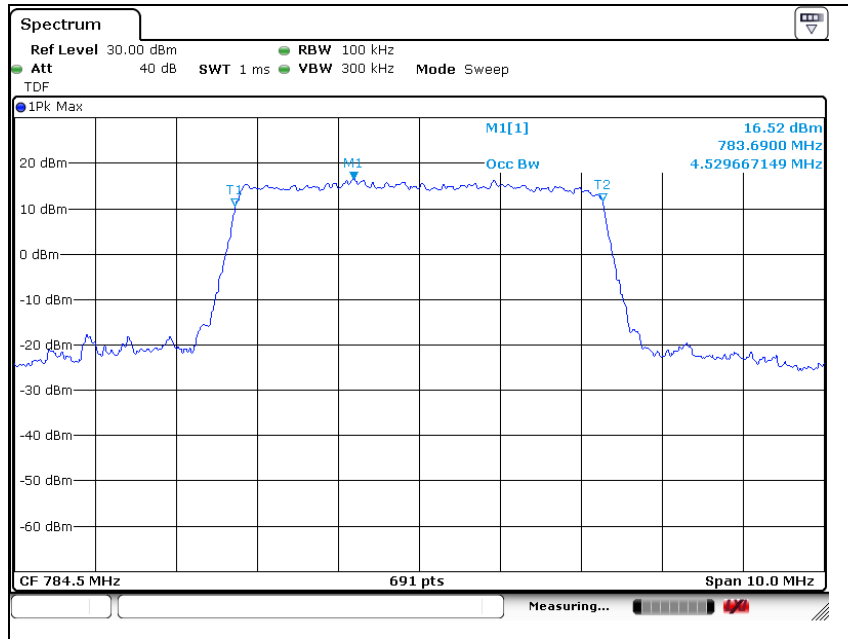


### Middle Channel



The results shown in this test report refer only to the sample(s) tested unless otherwise stated. This test report cannot be reproduced, except in full, without prior written permission of the Company. This test report does not assure KOLAS accreditation.

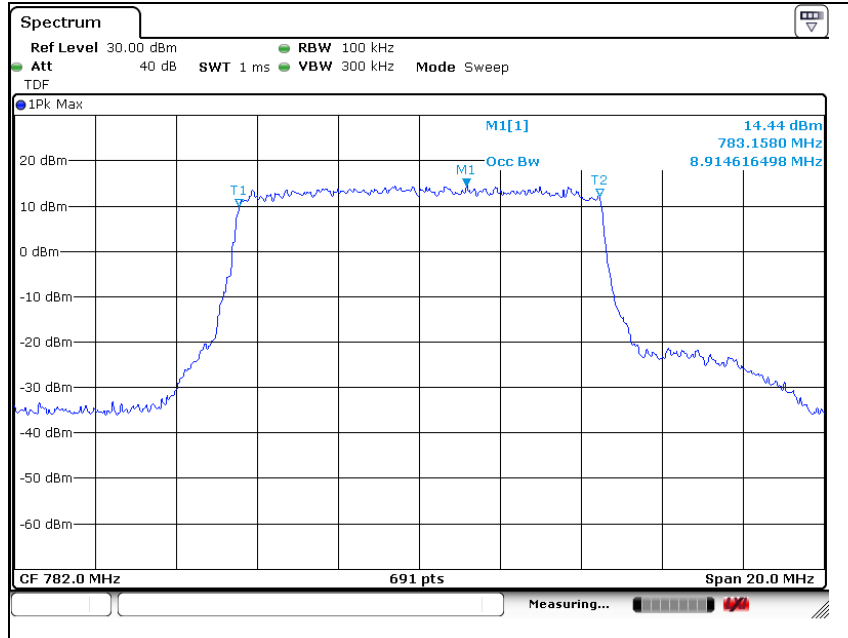
High Channel



The results shown in this test report refer only to the sample(s) tested unless otherwise stated. This test report cannot be reproduced, except in full, without prior written permission of the Company. This test report does not assure KOLAS accreditation.

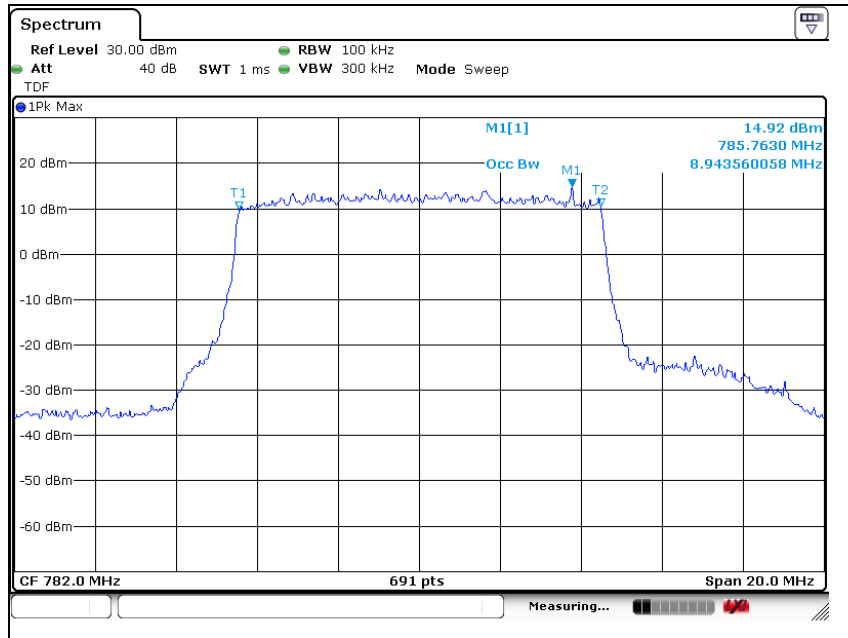
**LTE band 13 (10 MHz - QPSK)**

Middle Channel



**LTE band 13 (10 MHz - 16QAM)**

Middle Channel



The results shown in this test report refer only to the sample(s) tested unless otherwise stated. This test report cannot be reproduced, except in full, without prior written permission of the Company. This test report does not assure KOLAS accreditation.