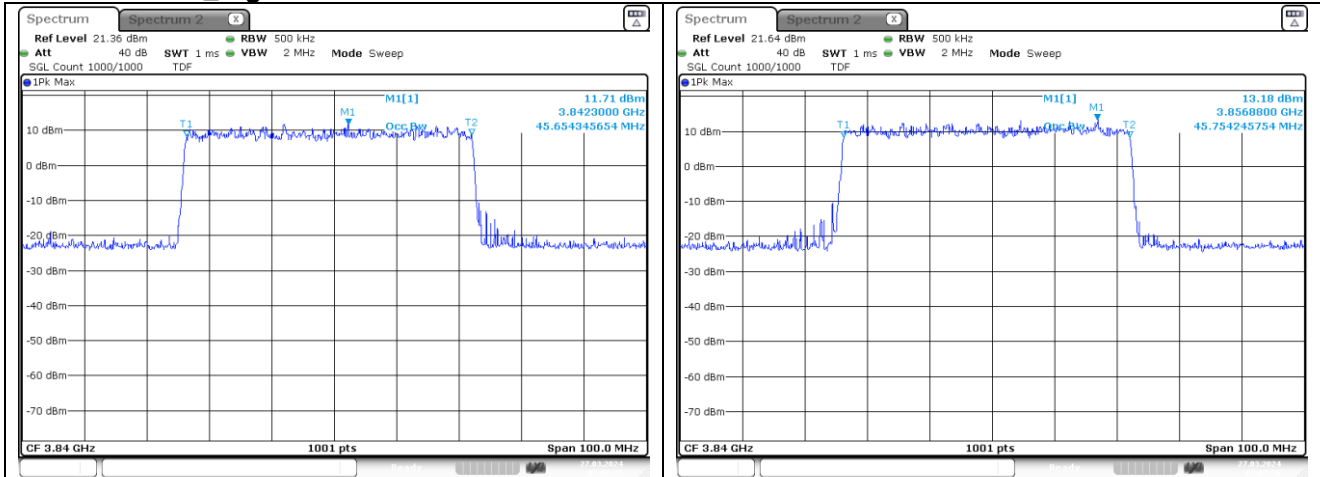
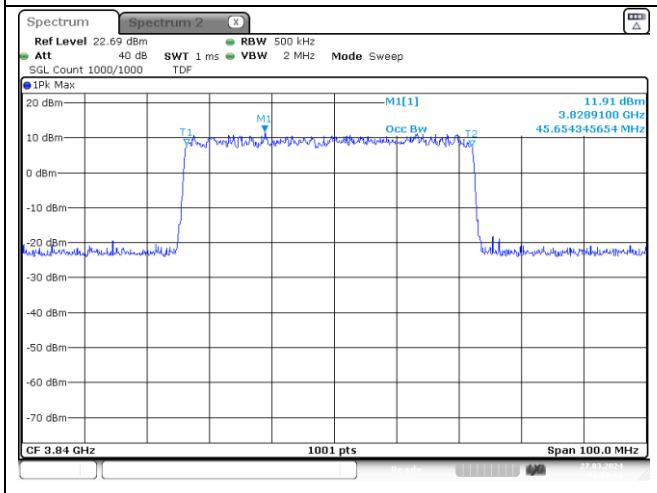


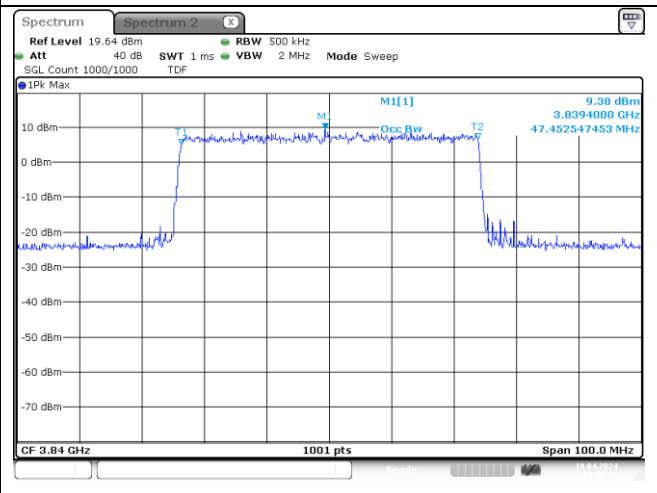
NR band 7778_High Band



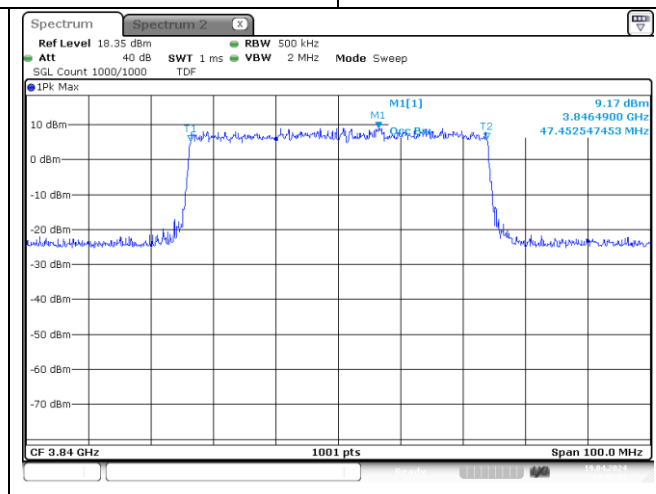
50 MHz Middle Channel DFT-S-OFDM BPSK



50 MHz Middle Channel DFT-S-OFDM QPSK



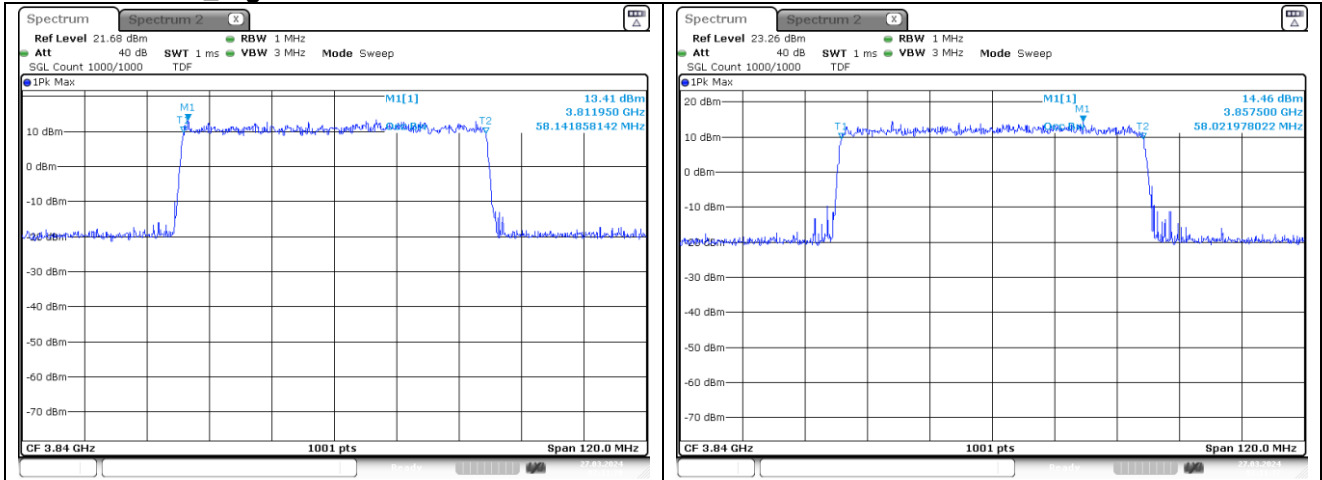
50 MHz Middle Channel DFT-S-OFDM 16QAM



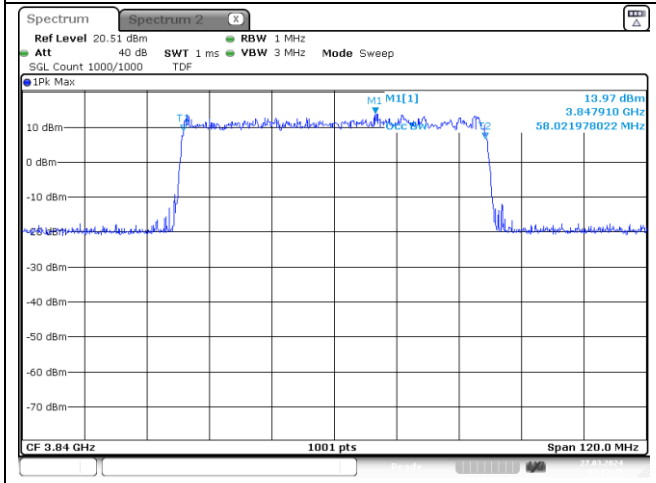
50 MHz Middle Channel CP-OFDM QPSK

50 MHz Middle Channel CP-OFDM 16QAM

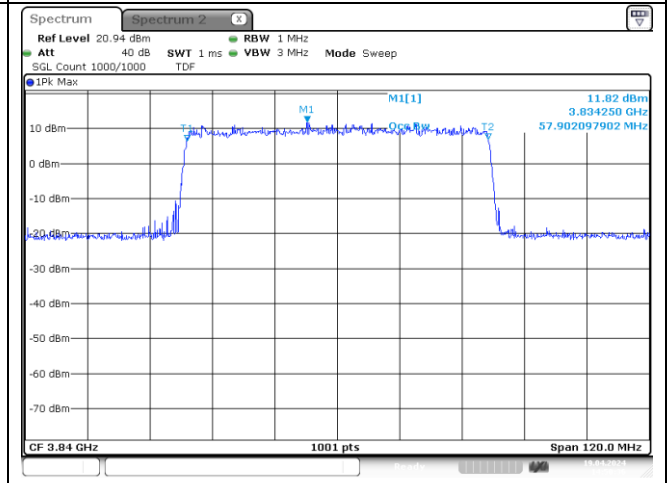
NR band 7778_High Band



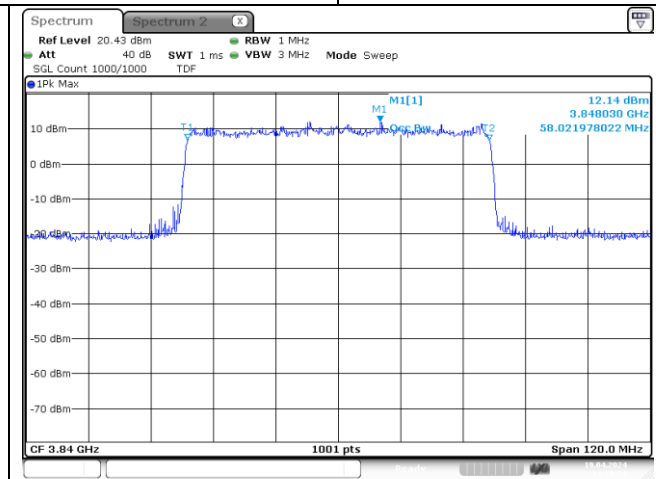
60 MHz Middle Channel DFT-S-OFDM BPSK



60 MHz Middle Channel DFT-S-OFDM QPSK



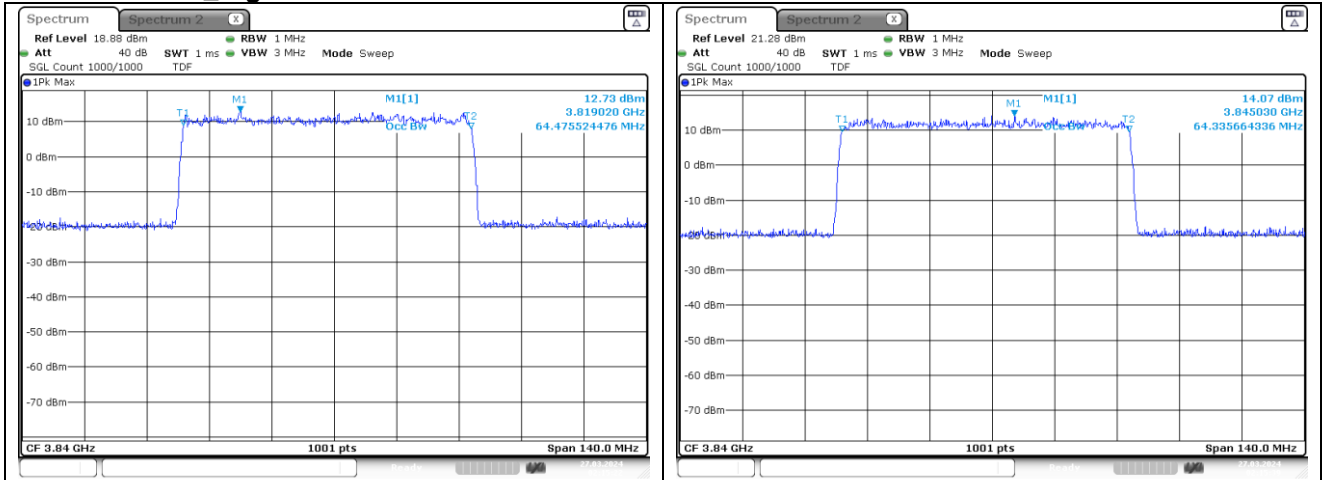
60 MHz Middle Channel DFT-S-OFDM 16QAM



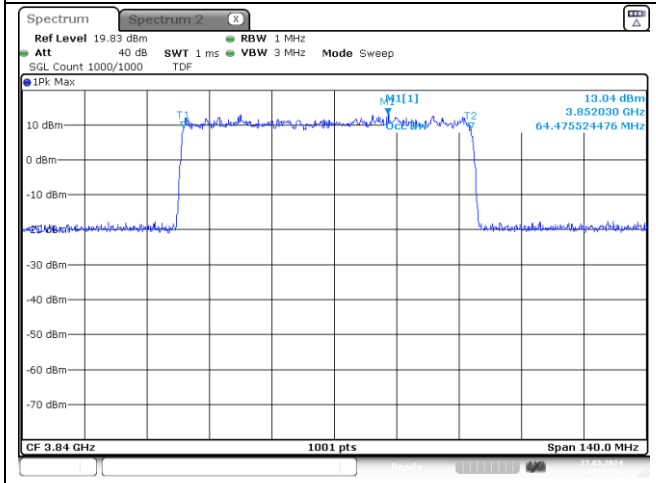
60 MHz Middle Channel CP-OFDM QPSK

60 MHz Middle Channel CP-OFDM 16QAM

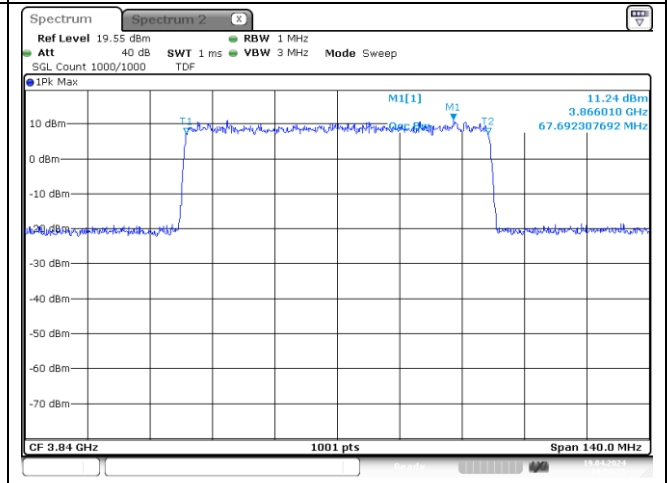
NR band 77/78_High Band



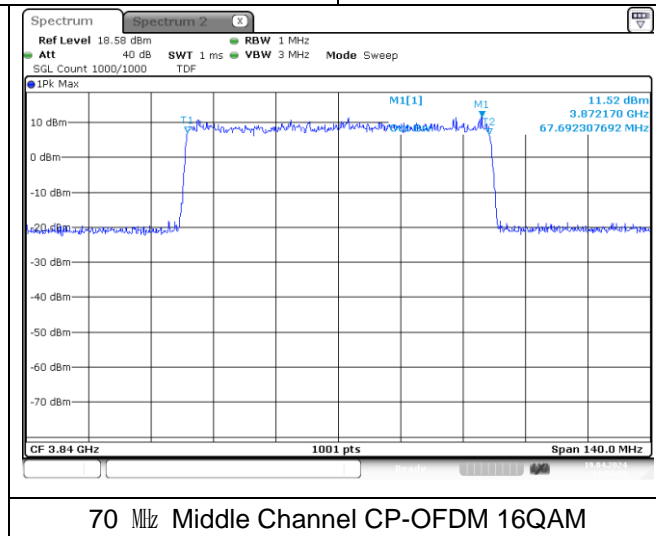
70 MHz Middle Channel DFT-S-OFDM BPSK



70 MHz Middle Channel DFT-S-OFDM QPSK



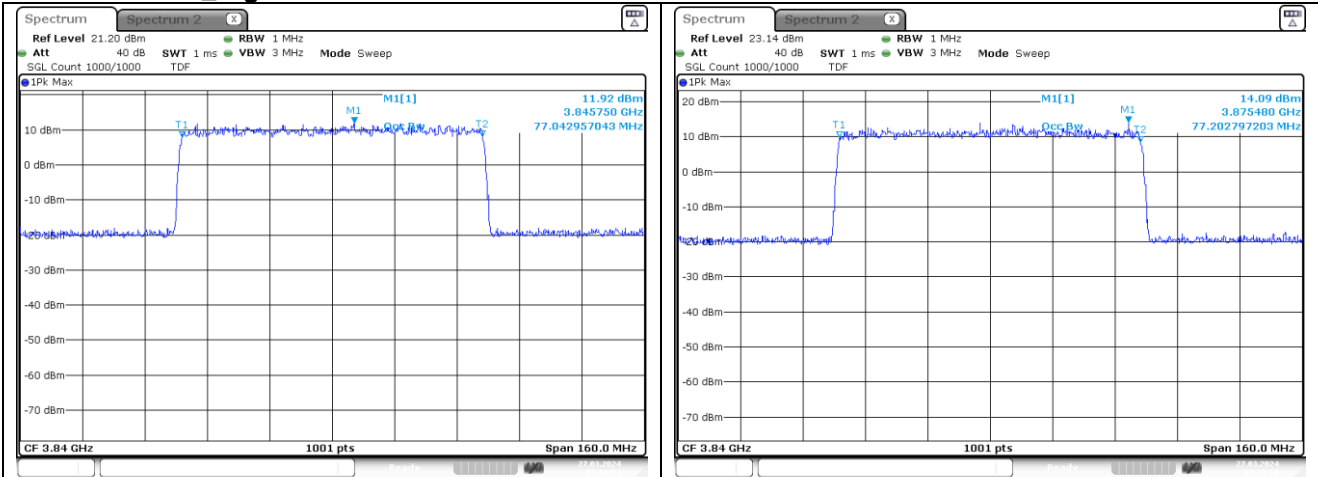
70 MHz Middle Channel DFT-S-OFDM 16QAM



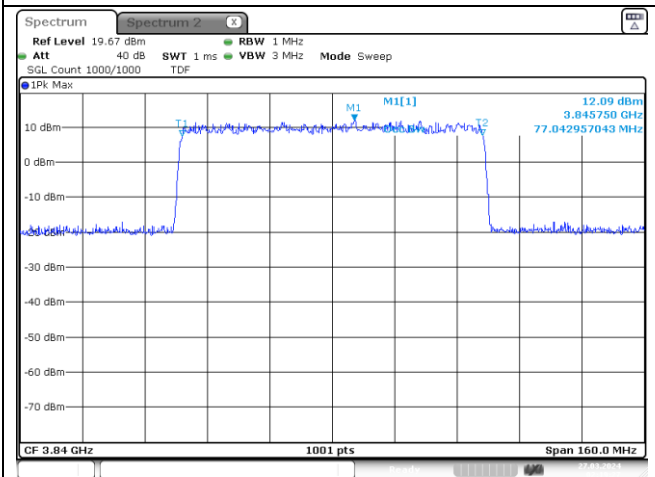
70 MHz Middle Channel CP-OFDM QPSK

70 MHz Middle Channel CP-OFDM 16QAM

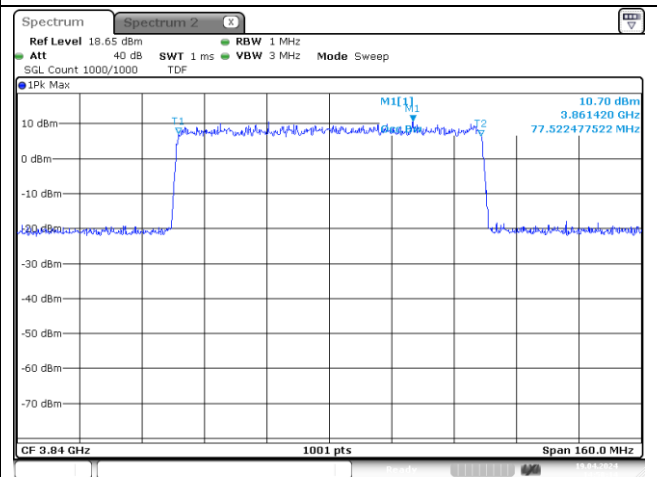
NR band 77/78_High Band



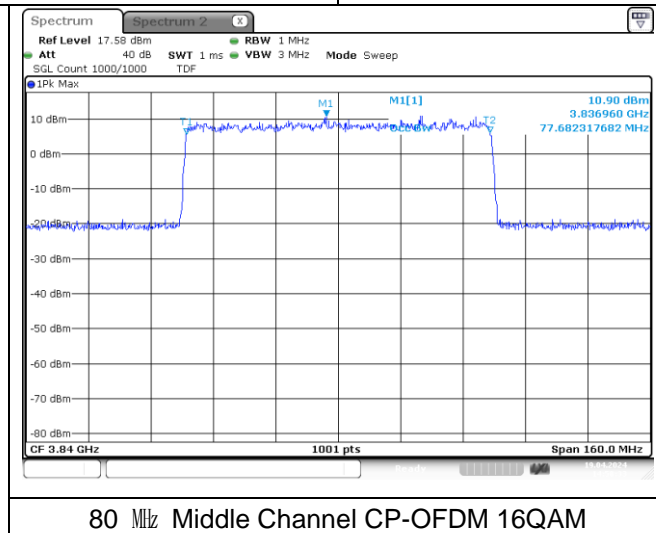
80 MHz Middle Channel DFT-S-OFDM BPSK



80 MHz Middle Channel DFT-S-OFDM QPSK



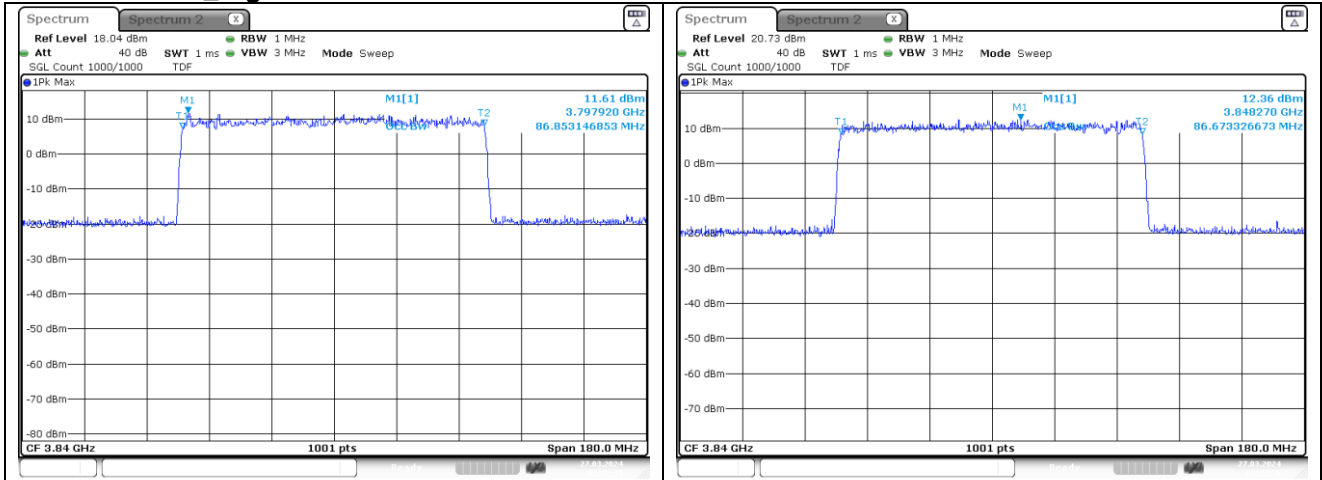
80 MHz Middle Channel DFT-S-OFDM 16QAM



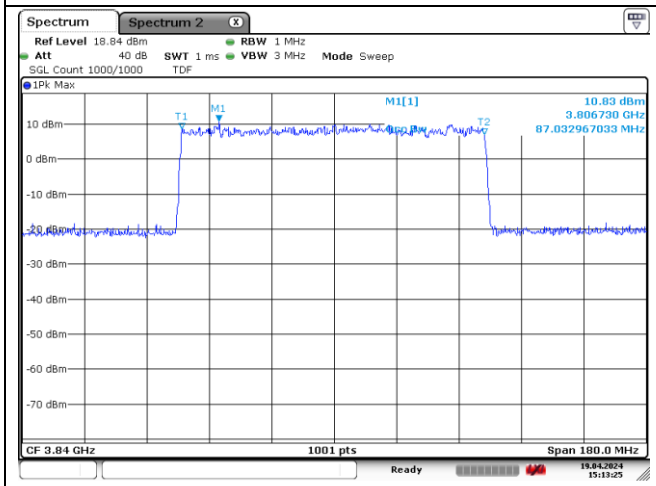
80 MHz Middle Channel CP-OFDM QPSK

80 MHz Middle Channel CP-OFDM 16QAM

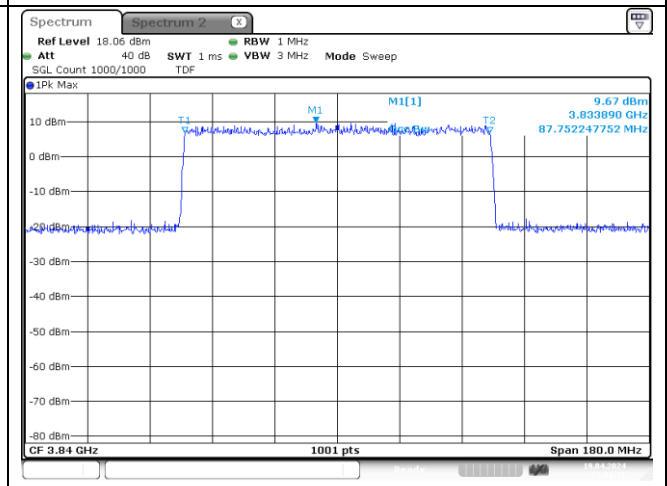
NR band 7778_High Band



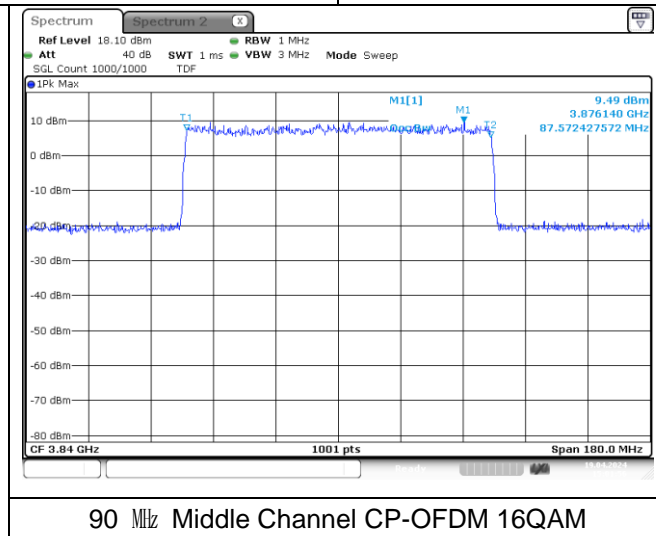
90 MHz Middle Channel DFT-S-OFDM BPSK



90 MHz Middle Channel DFT-S-OFDM QPSK



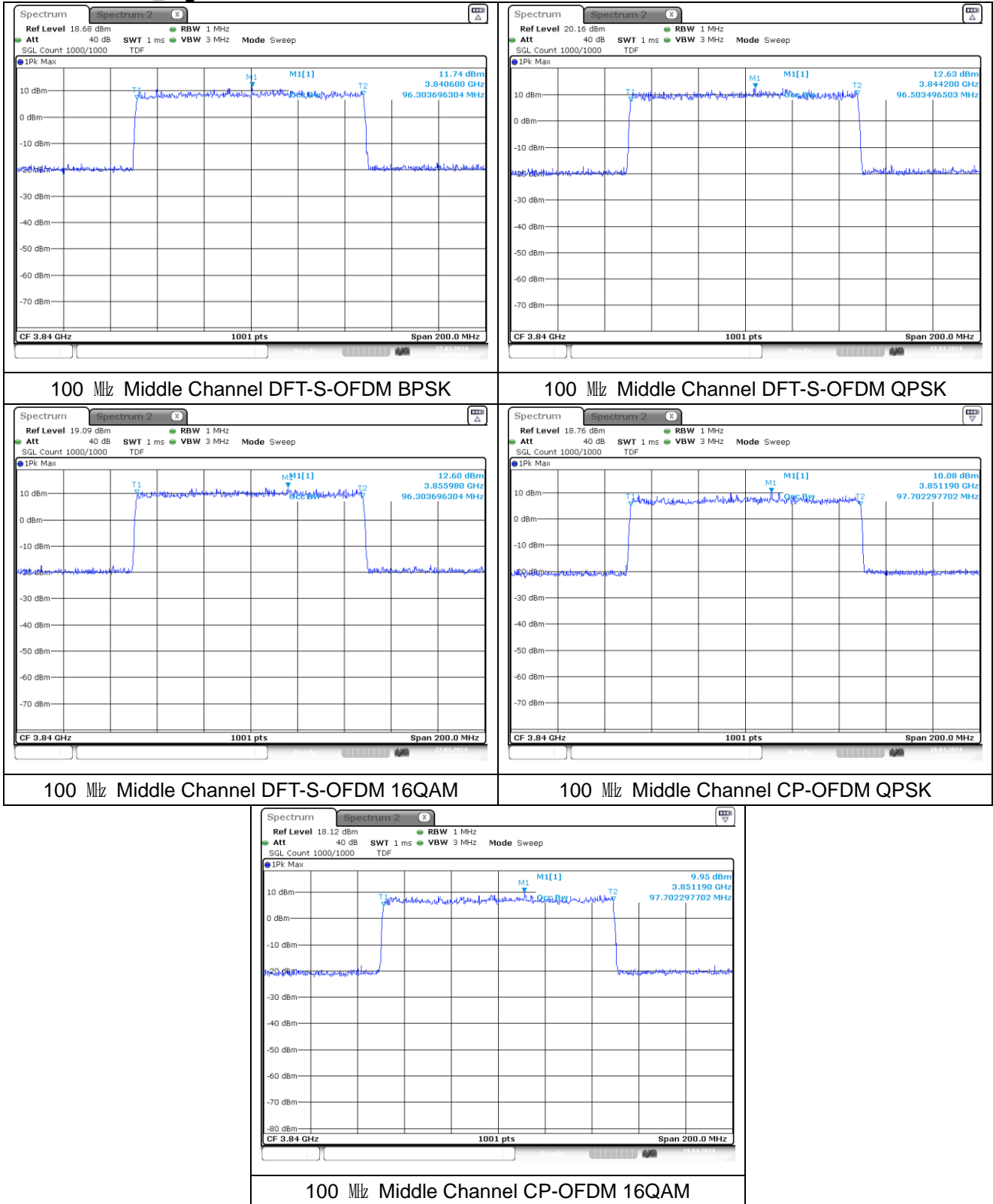
90 MHz Middle Channel DFT-S-OFDM 16QAM



90 MHz Middle Channel CP-OFDM QPSK

90 MHz Middle Channel CP-OFDM 16QAM

NR band 77/78_High Band



5. Peak-Average Ratio

5.1. Limit

- §27.50(d)(5), Equipment employed must be authorized in accordance with the provisions of § 24.51. Power measurements for transmissions by stations authorized under this section may be made either in accordance with a Commission-approved average power technique or in compliance with paragraph (d)(6) of this section. In measuring transmissions in this band using an average power technique, the peak-to-average ratio (PAR) of the transmission may not exceed 13 dB.

- §27.50(j)(4), Equipment employed must be authorized in accordance with the provisions of § 27.51. Power measurements for transmissions by stations authorized under this section may be made either in accordance with a Commission-approved average power technique or in compliance with paragraph (j)(5) of this section. In measuring transmissions in this band using an average power technique, the peak-to-average ratio (PAR) of the transmission may not exceed 13 dB.

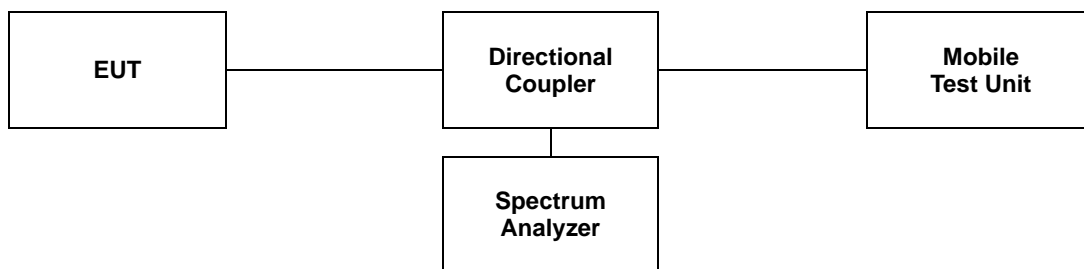
- §27.50(k)(4), Equipment employed must be authorized in accordance with the provisions of § 27.51. Power measurements for transmissions by stations authorized under this section may be made either in accordance with a Commission-approved average power technique or in compliance with paragraph (k)(5) of this section. In measuring transmissions in this band using an average power technique, the peak-to-average ratio (PAR) of the transmission may not exceed 13 dB.

5.2. Test Procedure

The test follows section 5.2.3.4 of ANSI C63.26-2015.

See instrumentation-specific application literature for further guidance regarding use of the CCDF capability. The following guidelines are offered for performing a CCDF measurement.

- a. Set resolution/measurement bandwidth \geq OBW or specified reference bandwidth.
- b. Set the number of counts to a value that stabilizes the measured CCDF curve.
- c. Set the measurement interval as follows:
 - 1) For continuous transmissions, set to greater of $[10 \times (\text{number of points in sweep}) \times (\text{transmission symbol period})]$ or 1 ms.
 - 2) For burst transmissions, employ an external trigger that is synchronized with the EUT burst timing sequence, or use the internal burst trigger with a trigger level that allows the burst to stabilize. Set the measurement interval to a time that is less than or equal to the burst duration.
 - 3) If there are several carriers in a single antenna port, the peak power shall be determined for each individual carrier (by disabling the other carriers while measuring the required carrier) and the total peak power calculated from the sum of the individual carrier peak powers.
- d. Record the maximum PAPR level associated with a probability of 0.1 %.
- e. The peak power level is calculated from the sum of the PAPR value from step d) to the measured average power.



5.3 Test Results

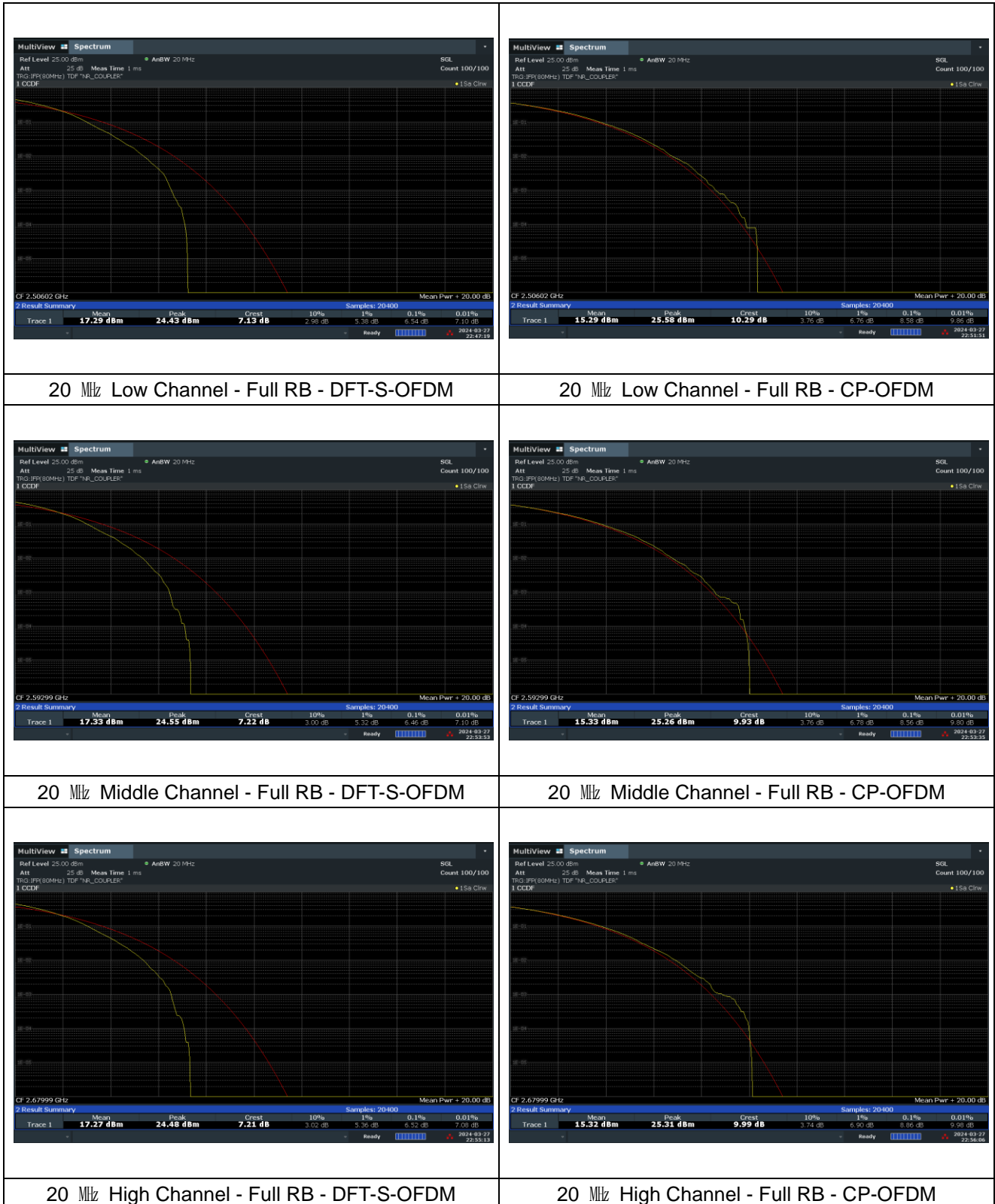
Ambient temperature : (23 ± 1) °C
 Relative humidity : 47 % R.H.

Band	SCS (kHz)	BW (MHz)	Mode	Frequency (MHz)	PAR (dB)	
					DFT-S-OFDM	CP-OFDM
41	30	20	256QAM	2 506.02	6.54	8.58
				2 592.99	6.46	8.56
				2 679.99	6.52	8.86
		30	256QAM	2 511.00	6.78	8.72
				2 592.99	6.86	8.70
				2 674.98	6.84	8.82
		40	256QAM	2 516.01	6.98	8.78
				2 592.99	6.74	8.64
				2 670.00	6.86	8.48
		50	256QAM	2 521.02	6.74	8.90
				2 592.99	6.64	8.72
				2 664.99	6.70	8.68
		60	256QAM	2 526.00	6.66	8.46
				2 592.99	6.64	8.36
				2 659.98	6.66	8.38
		70	256QAM	2 531.01	6.60	8.66
				2 592.99	6.58	8.40
				2 655.00	6.56	8.62
		80	256QAM	2 536.02	6.64	8.42
				2 592.99	6.66	8.46
				2 649.99	6.62	8.46
		90	256QAM	2 541.00	6.60	8.54
				2 592.99	6.68	8.64
				2 644.98	6.72	8.58
		100	256QAM	2 546.01	6.60	8.60
				2 592.99	6.72	8.58
				2 640.00	6.82	8.70

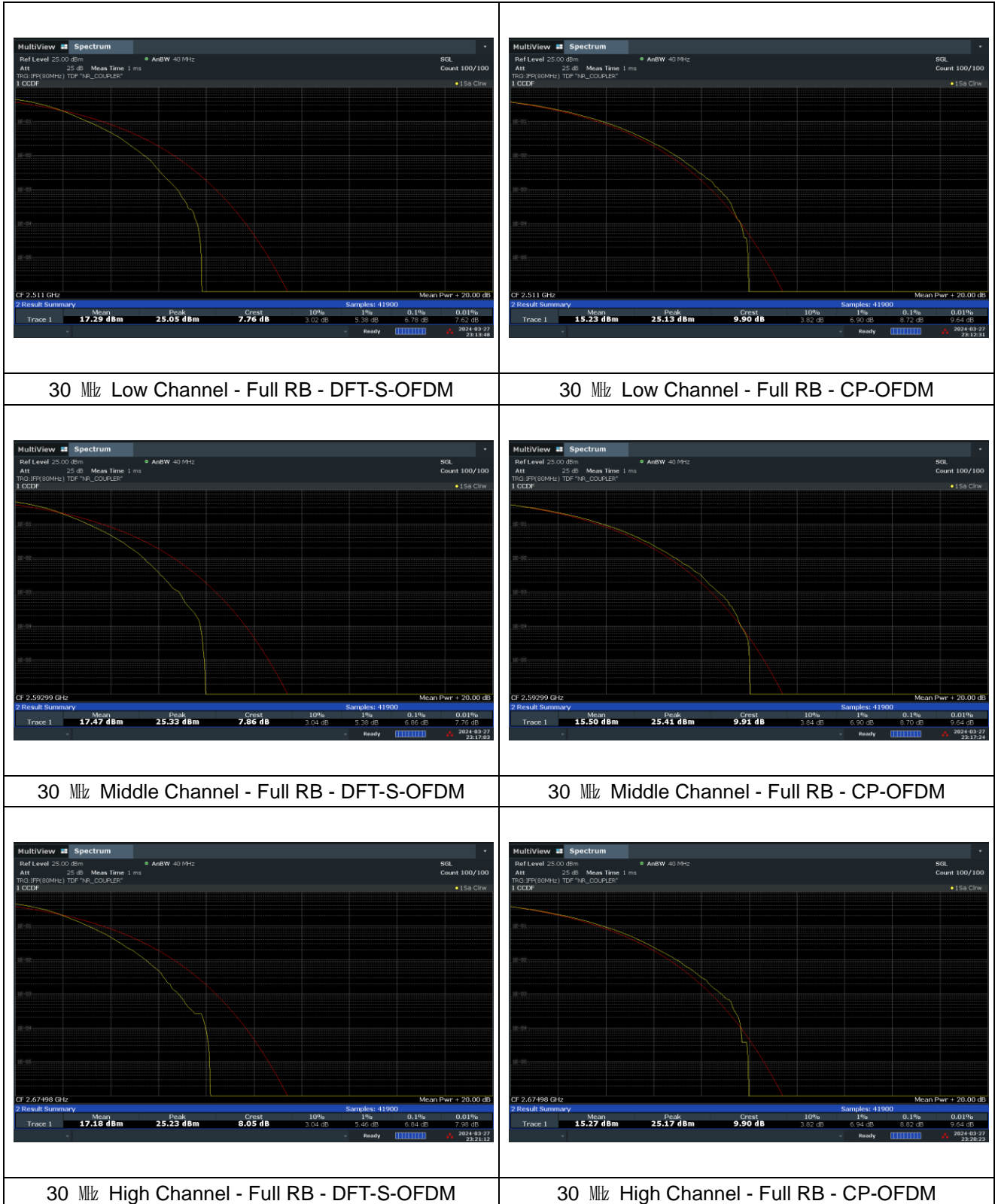
Band	SCS (kHz)	BW (MHz)	Mode	Frequency (MHz)	PAR (dB)			
					DFT-S-OFDM	CP-OFDM		
n77/78 Low Band	30	20	256QAM	3 460.02	6.58	8.58		
				3 500.01	6.48	8.54		
				3 540.00	6.42	8.66		
		30	256QAM	3 465.00	6.68	8.76		
				3 500.01	6.76	8.56		
				3 534.99	6.74	8.72		
		40	256QAM	3 470.01	6.90	8.40		
				3 500.01	6.66	8.44		
				3 529.98	6.80	8.54		
		50	256QAM	3 475.02	6.62	8.52		
				3 500.01	6.62	8.60		
				3 525.00	6.58	8.62		
		60	256QAM	3 480.00	6.54	8.44		
				3 500.01	6.64	8.32		
				3 519.99	6.56	8.38		
		70	256QAM	3 485.01	6.50	8.46		
				3 500.01	6.54	8.58		
				3 514.98	6.56	8.46		
		80	256QAM	3 490.02	6.48	8.44		
				3 500.01	6.62	8.44		
				3 510.00	6.60	8.40		
		90	256QAM	3 495.00	6.52	8.52		
				3 500.01	6.62	8.50		
				3 504.99	6.60	8.58		
		100	256QAM	3 500.01	6.60	8.54		
				3 710.01	6.58	8.60		
				3 840.00	6.62	8.54		
		n77/78 High Band	30	20	256QAM	3 969.99	6.52	8.58
						3 715.02	6.76	8.74
						3 840.00	6.72	8.76
30	256QAM			3 964.98	6.76	8.82		
				3 720.00	6.84	8.60		
				3 840.00	6.80	8.74		
40	256QAM			3 960.00	6.74	8.60		
				3 725.01	6.56	8.62		
				3 840.00	6.60	8.74		
50	256QAM			3 954.99	6.56	8.60		
				3 730.02	6.66	8.46		
				3 840.00	6.58	8.38		
60	256QAM			3 949.98	6.62	8.48		
				3 735.00	6.54	8.50		
				3 840.00	6.52	8.58		
70	256QAM			3 945.00	6.58	8.56		
				3 740.01	6.68	8.42		
				3 840.00	6.54	8.54		
80	256QAM			3 939.99	6.60	8.46		
				3 745.02	6.74	8.52		
				3 840.00	6.56	8.58		
90	256QAM			3 934.98	6.58	8.52		
				3 750.00	6.62	8.60		
				3 840.00	6.60	8.50		
100	256QAM			3 930.00	6.66	8.46		

- Test plots

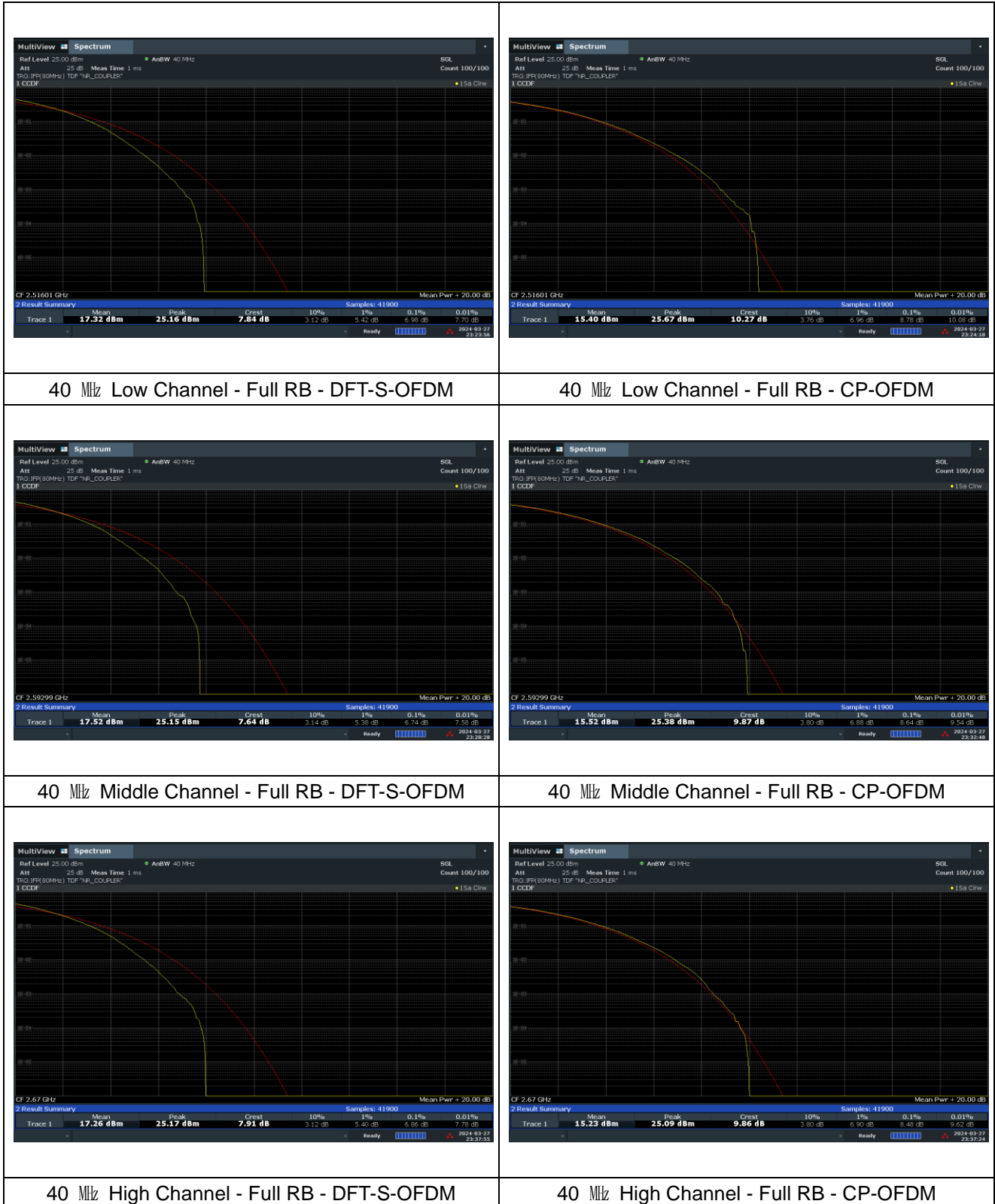
NR band 41



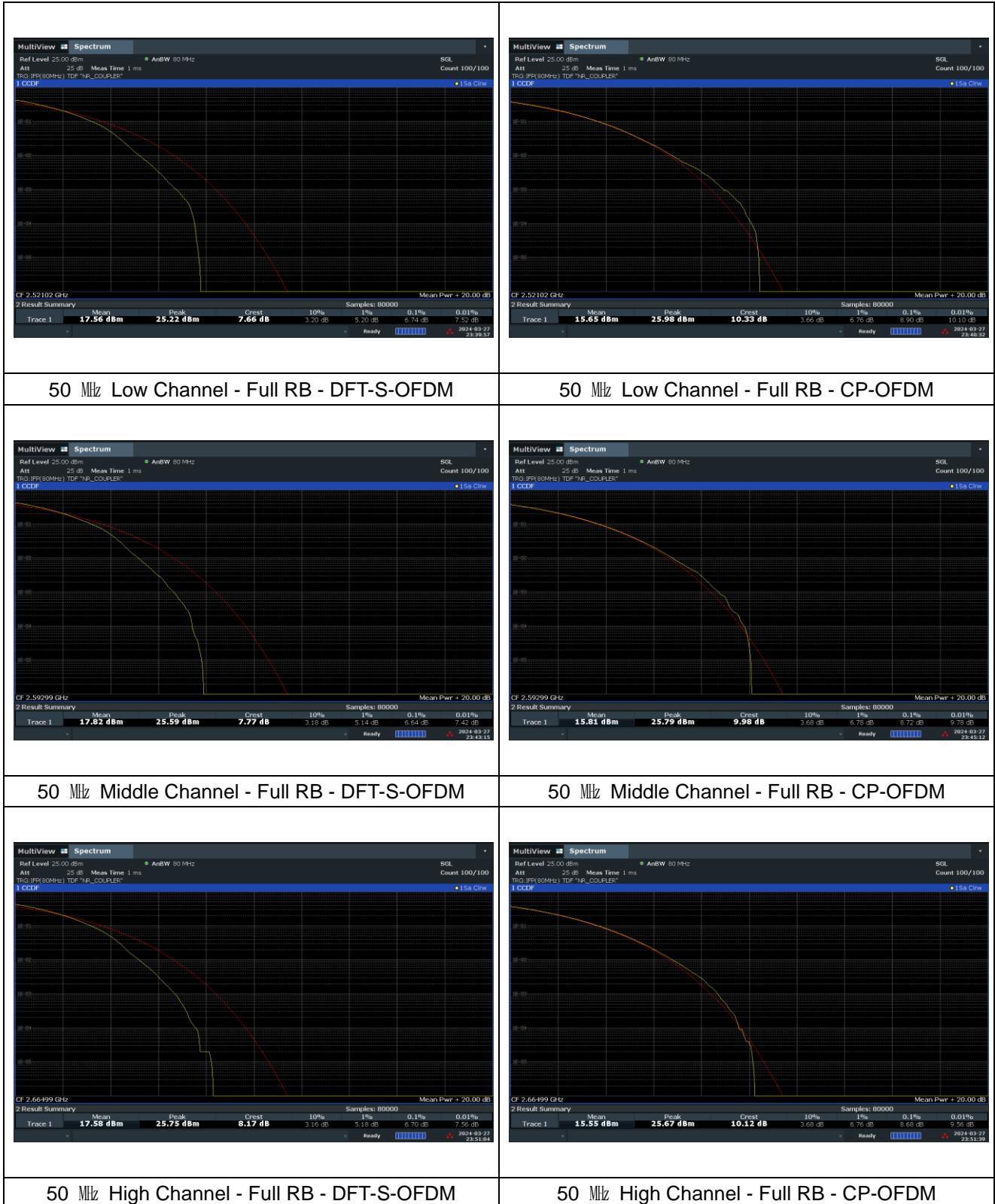
NR band 41



NR band 41



NR band 41



NR band 41

<p>MultiView Spectrum Ref Level 25.00 dBm AnBW 80 MHz Att 25 dB Meas Time 1 ms TRG: JPR (80MHz) TDF: NR_COUPLER 1 CCDF 15a Cliv</p> <p>CF 2.526 GHz Mean Pwr + 20.00 dB</p> <table border="1"> <tr> <th colspan="7">2 Result Summary</th> </tr> <tr> <td>Mean</td> <td>Peak</td> <td>Crest</td> <td>10%</td> <td>1%</td> <td>0.1%</td> <td>0.01%</td> </tr> <tr> <td>17.44 dBm</td> <td>25.37 dBm</td> <td>7.93 dB</td> <td>2.94 dB</td> <td>5.18 dB</td> <td>6.66 dB</td> <td>7.70 dB</td> </tr> <tr> <td colspan="7">Samples: 80000</td> </tr> </table>	2 Result Summary							Mean	Peak	Crest	10%	1%	0.1%	0.01%	17.44 dBm	25.37 dBm	7.93 dB	2.94 dB	5.18 dB	6.66 dB	7.70 dB	Samples: 80000							<p>MultiView Spectrum Ref Level 25.00 dBm AnBW 80 MHz Att 25 dB Meas Time 1 ms TRG: JPR (80MHz) TDF: NR_COUPLER 1 CCDF 15a Cliv</p> <p>CF 2.526 GHz Mean Pwr + 20.00 dB</p> <table border="1"> <tr> <th colspan="7">2 Result Summary</th> </tr> <tr> <td>Mean</td> <td>Peak</td> <td>Crest</td> <td>10%</td> <td>1%</td> <td>0.1%</td> <td>0.01%</td> </tr> <tr> <td>15.43 dBm</td> <td>25.70 dBm</td> <td>10.27 dB</td> <td>3.68 dB</td> <td>6.72 dB</td> <td>8.46 dB</td> <td>9.58 dB</td> </tr> <tr> <td colspan="7">Samples: 80000</td> </tr> </table>	2 Result Summary							Mean	Peak	Crest	10%	1%	0.1%	0.01%	15.43 dBm	25.70 dBm	10.27 dB	3.68 dB	6.72 dB	8.46 dB	9.58 dB	Samples: 80000						
2 Result Summary																																																									
Mean	Peak	Crest	10%	1%	0.1%	0.01%																																																			
17.44 dBm	25.37 dBm	7.93 dB	2.94 dB	5.18 dB	6.66 dB	7.70 dB																																																			
Samples: 80000																																																									
2 Result Summary																																																									
Mean	Peak	Crest	10%	1%	0.1%	0.01%																																																			
15.43 dBm	25.70 dBm	10.27 dB	3.68 dB	6.72 dB	8.46 dB	9.58 dB																																																			
Samples: 80000																																																									
<p align="center">60 MHz Low Channel - Full RB - DFT-S-OFDM</p>	<p align="center">60 MHz Low Channel - Full RB - CP-OFDM</p>																																																								
<p>MultiView Spectrum Ref Level 25.00 dBm AnBW 80 MHz Att 25 dB Meas Time 1 ms TRG: JPR (80MHz) TDF: NR_COUPLER 1 CCDF 15a Cliv</p> <p>CF 2.59299 GHz Mean Pwr + 20.00 dB</p> <table border="1"> <tr> <th colspan="7">2 Result Summary</th> </tr> <tr> <td>Mean</td> <td>Peak</td> <td>Crest</td> <td>10%</td> <td>1%</td> <td>0.1%</td> <td>0.01%</td> </tr> <tr> <td>17.58 dBm</td> <td>25.50 dBm</td> <td>7.92 dB</td> <td>2.98 dB</td> <td>5.22 dB</td> <td>6.64 dB</td> <td>7.68 dB</td> </tr> <tr> <td colspan="7">Samples: 80000</td> </tr> </table>	2 Result Summary							Mean	Peak	Crest	10%	1%	0.1%	0.01%	17.58 dBm	25.50 dBm	7.92 dB	2.98 dB	5.22 dB	6.64 dB	7.68 dB	Samples: 80000							<p>MultiView Spectrum Ref Level 25.00 dBm AnBW 80 MHz Att 25 dB Meas Time 1 ms TRG: JPR (80MHz) TDF: NR_COUPLER 1 CCDF 15a Cliv</p> <p>CF 2.59299 GHz Mean Pwr + 20.00 dB</p> <table border="1"> <tr> <th colspan="7">2 Result Summary</th> </tr> <tr> <td>Mean</td> <td>Peak</td> <td>Crest</td> <td>10%</td> <td>1%</td> <td>0.1%</td> <td>0.01%</td> </tr> <tr> <td>15.54 dBm</td> <td>25.27 dBm</td> <td>9.73 dB</td> <td>3.72 dB</td> <td>6.80 dB</td> <td>8.96 dB</td> <td>9.38 dB</td> </tr> <tr> <td colspan="7">Samples: 80000</td> </tr> </table>	2 Result Summary							Mean	Peak	Crest	10%	1%	0.1%	0.01%	15.54 dBm	25.27 dBm	9.73 dB	3.72 dB	6.80 dB	8.96 dB	9.38 dB	Samples: 80000						
2 Result Summary																																																									
Mean	Peak	Crest	10%	1%	0.1%	0.01%																																																			
17.58 dBm	25.50 dBm	7.92 dB	2.98 dB	5.22 dB	6.64 dB	7.68 dB																																																			
Samples: 80000																																																									
2 Result Summary																																																									
Mean	Peak	Crest	10%	1%	0.1%	0.01%																																																			
15.54 dBm	25.27 dBm	9.73 dB	3.72 dB	6.80 dB	8.96 dB	9.38 dB																																																			
Samples: 80000																																																									
<p align="center">60 MHz Middle Channel - Full RB - DFT-S-OFDM</p>	<p align="center">60 MHz Middle Channel - Full RB - CP-OFDM</p>																																																								
<p>MultiView Spectrum Ref Level 25.00 dBm AnBW 80 MHz Att 25 dB Meas Time 1 ms TRG: JPR (80MHz) TDF: NR_COUPLER 1 CCDF 15a Cliv</p> <p>CF 2.65998 GHz Mean Pwr + 20.00 dB</p> <table border="1"> <tr> <th colspan="7">2 Result Summary</th> </tr> <tr> <td>Mean</td> <td>Peak</td> <td>Crest</td> <td>10%</td> <td>1%</td> <td>0.1%</td> <td>0.01%</td> </tr> <tr> <td>17.32 dBm</td> <td>25.19 dBm</td> <td>7.57 dB</td> <td>3.00 dB</td> <td>5.22 dB</td> <td>6.65 dB</td> <td>7.62 dB</td> </tr> <tr> <td colspan="7">Samples: 80000</td> </tr> </table>	2 Result Summary							Mean	Peak	Crest	10%	1%	0.1%	0.01%	17.32 dBm	25.19 dBm	7.57 dB	3.00 dB	5.22 dB	6.65 dB	7.62 dB	Samples: 80000							<p>MultiView Spectrum Ref Level 25.00 dBm AnBW 80 MHz Att 25 dB Meas Time 1 ms TRG: JPR (80MHz) TDF: NR_COUPLER 1 CCDF 15a Cliv</p> <p>CF 2.65998 GHz Mean Pwr + 20.00 dB</p> <table border="1"> <tr> <th colspan="7">2 Result Summary</th> </tr> <tr> <td>Mean</td> <td>Peak</td> <td>Crest</td> <td>10%</td> <td>1%</td> <td>0.1%</td> <td>0.01%</td> </tr> <tr> <td>15.46 dBm</td> <td>25.46 dBm</td> <td>10.00 dB</td> <td>3.72 dB</td> <td>6.74 dB</td> <td>8.98 dB</td> <td>9.34 dB</td> </tr> <tr> <td colspan="7">Samples: 80000</td> </tr> </table>	2 Result Summary							Mean	Peak	Crest	10%	1%	0.1%	0.01%	15.46 dBm	25.46 dBm	10.00 dB	3.72 dB	6.74 dB	8.98 dB	9.34 dB	Samples: 80000						
2 Result Summary																																																									
Mean	Peak	Crest	10%	1%	0.1%	0.01%																																																			
17.32 dBm	25.19 dBm	7.57 dB	3.00 dB	5.22 dB	6.65 dB	7.62 dB																																																			
Samples: 80000																																																									
2 Result Summary																																																									
Mean	Peak	Crest	10%	1%	0.1%	0.01%																																																			
15.46 dBm	25.46 dBm	10.00 dB	3.72 dB	6.74 dB	8.98 dB	9.34 dB																																																			
Samples: 80000																																																									
<p align="center">60 MHz High Channel - Full RB - DFT-S-OFDM</p>	<p align="center">60 MHz High Channel - Full RB - CP-OFDM</p>																																																								

NR band 41

<p>MultiView Spectrum Ref Level 25.00 dBm AnBW 80 MHz Att 25 dB Meas Time 1 ms SGL Count 100/100 TRG: IPR(80MHz) TDF: NR_COUPLER 1 CCDF 15a Chir CF 2.53101 GHz Mean Pwr + 20.00 dB 2 Result Summary Samples: 80000 Trace 1 Mean Peak Crest 10% 1% 0.1% 0.01% 17.31 dBm 25.12 dBm 7.82 dB 3.04 dB 5.12 dB 6.60 dB 7.68 dB Ready 2024-05-01 14:42:14</p>	<p>MultiView Spectrum Ref Level 25.00 dBm AnBW 80 MHz Att 25 dB Meas Time 1 ms SGL Count 100/100 TRG: IPR(80MHz) TDF: NR_COUPLER 1 CCDF 15a Chir CF 2.53101 GHz Mean Pwr + 20.00 dB 2 Result Summary Samples: 80000 Trace 1 Mean Peak Crest 10% 1% 0.1% 0.01% 15.31 dBm 24.97 dBm 9.65 dB 3.70 dB 6.80 dB 8.66 dB 9.56 dB Ready 2024-05-01 14:41:41</p>
<p>70 MHz Low Channel - Full RB - DFT-S-OFDM</p>	<p>70 MHz Low Channel - Full RB - CP-OFDM</p>
<p>MultiView Spectrum Ref Level 25.00 dBm AnBW 80 MHz Att 25 dB Meas Time 1 ms SGL Count 100/100 TRG: IPR(80MHz) TDF: NR_COUPLER 1 CCDF 15a Chir CF 2.59299 GHz Mean Pwr + 20.00 dB 2 Result Summary Samples: 80000 Trace 1 Mean Peak Crest 10% 1% 0.1% 0.01% 17.29 dBm 25.12 dBm 7.83 dB 3.18 dB 5.20 dB 6.58 dB 7.56 dB Ready 2024-05-01 14:45:00</p>	<p>MultiView Spectrum Ref Level 25.00 dBm AnBW 80 MHz Att 25 dB Meas Time 1 ms SGL Count 100/100 TRG: IPR(80MHz) TDF: NR_COUPLER 1 CCDF 15a Chir CF 2.59299 GHz Mean Pwr + 20.00 dB 2 Result Summary Samples: 80000 Trace 1 Mean Peak Crest 10% 1% 0.1% 0.01% 15.24 dBm 25.10 dBm 9.86 dB 3.70 dB 6.68 dB 8.40 dB 9.40 dB Ready 2024-05-01 14:45:34</p>
<p>70 MHz Middle Channel - Full RB - DFT-S-OFDM</p>	<p>70 MHz Middle Channel - Full RB - CP-OFDM</p>
<p>MultiView Spectrum Ref Level 25.00 dBm AnBW 80 MHz Att 25 dB Meas Time 1 ms SGL Count 100/100 TRG: IPR(80MHz) TDF: NR_COUPLER 1 CCDF 15a Chir CF 2.655 GHz Mean Pwr + 20.00 dB 2 Result Summary Samples: 80000 Trace 1 Mean Peak Crest 10% 1% 0.1% 0.01% 17.26 dBm 25.12 dBm 7.87 dB 3.16 dB 5.20 dB 6.59 dB 7.60 dB Ready 2024-05-01 14:45:37</p>	<p>MultiView Spectrum Ref Level 25.00 dBm AnBW 80 MHz Att 25 dB Meas Time 1 ms SGL Count 100/100 TRG: IPR(80MHz) TDF: NR_COUPLER 1 CCDF 15a Chir CF 2.655 GHz Mean Pwr + 20.00 dB 2 Result Summary Samples: 80000 Trace 1 Mean Peak Crest 10% 1% 0.1% 0.01% 15.26 dBm 25.26 dBm 9.99 dB 3.70 dB 6.93 dB 8.52 dB 9.70 dB Ready 2024-05-01 14:45:40</p>
<p>70 MHz High Channel - Full RB - DFT-S-OFDM</p>	<p>70 MHz High Channel - Full RB - CP-OFDM</p>

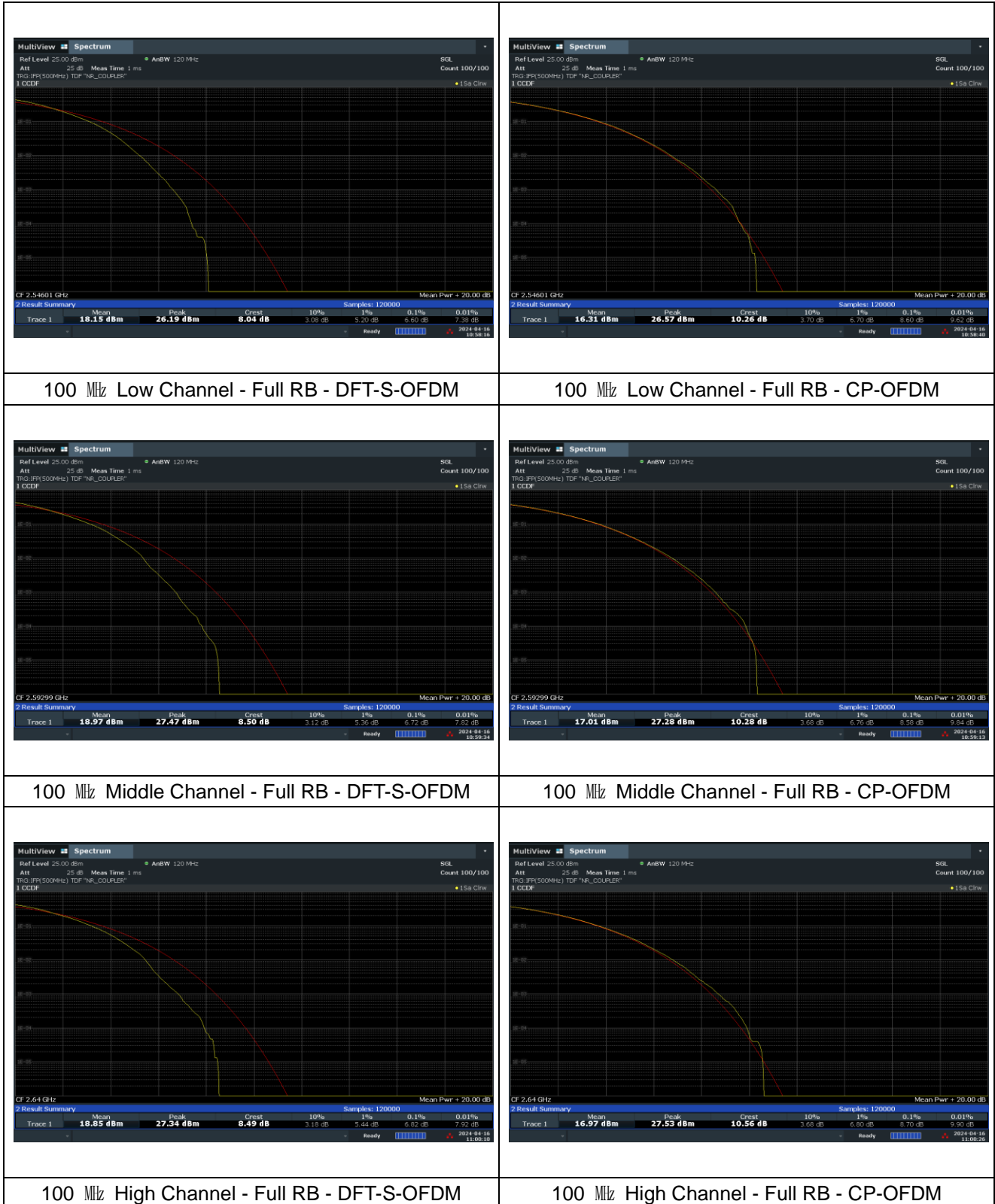
NR band 41

<p>MultiView Spectrum Ref Level 25.00 dBm AnBW 80 MHz Att 25 dB Meas Time 1 ms TRG: JPR (80MHz) TDF: NR_COUPLER 1 CCDF 15a Cliv CF 2.53602 GHz 2 Result Summary Trace 1 Mean 18.19 dBm Peak 25.74 dBm Crest 7.55 dB 10% 3.18 dB 1% 5.22 dB 0.1% 6.64 dB 0.01% 7.40 dB Samples: 80000 Mean Pwr + 20.00 dB Ready 2024-04-16 10:31:11</p>	<p>MultiView Spectrum Ref Level 25.00 dBm AnBW 80 MHz Att 25 dB Meas Time 1 ms TRG: JPR (80MHz) TDF: NR_COUPLER 1 CCDF 15a Cliv CF 2.53602 GHz 2 Result Summary Trace 1 Mean 16.06 dBm Peak 25.83 dBm Crest 9.76 dB 10% 3.68 dB 1% 6.68 dB 0.1% 8.42 dB 0.01% 9.54 dB Samples: 80000 Mean Pwr + 20.00 dB Ready 2024-04-16 10:38:48</p>
<p align="center">80 MHz Low Channel - Full RB - DFT-S-OFDM</p>	<p align="center">80 MHz Low Channel - Full RB - CP-OFDM</p>
<p>MultiView Spectrum Ref Level 25.00 dBm AnBW 80 MHz Att 25 dB Meas Time 1 ms TRG: JPR (80MHz) TDF: NR_COUPLER 1 CCDF 15a Cliv CF 2.59299 GHz 2 Result Summary Trace 1 Mean 18.89 dBm Peak 27.07 dBm Crest 8.18 dB 10% 3.20 dB 1% 5.24 dB 0.1% 6.66 dB 0.01% 7.44 dB Samples: 80000 Mean Pwr + 20.00 dB Ready 2024-04-16 10:28:41</p>	<p>MultiView Spectrum Ref Level 25.00 dBm AnBW 80 MHz Att 25 dB Meas Time 1 ms TRG: JPR (80MHz) TDF: NR_COUPLER 1 CCDF 15a Cliv CF 2.59299 GHz 2 Result Summary Trace 1 Mean 16.94 dBm Peak 26.76 dBm Crest 9.82 dB 10% 3.69 dB 1% 6.70 dB 0.1% 8.96 dB 0.01% 9.50 dB Samples: 80000 Mean Pwr + 20.00 dB Ready 2024-04-16 10:29:33</p>
<p align="center">80 MHz Middle Channel - Full RB - DFT-S-OFDM</p>	<p align="center">80 MHz Middle Channel - Full RB - CP-OFDM</p>
<p>MultiView Spectrum Ref Level 25.00 dBm AnBW 80 MHz Att 25 dB Meas Time 1 ms TRG: JPR (80MHz) TDF: NR_COUPLER 1 CCDF 15a Cliv CF 2.64999 GHz 2 Result Summary Trace 1 Mean 18.85 dBm Peak 26.88 dBm Crest 8.03 dB 10% 3.19 dB 1% 5.20 dB 0.1% 6.67 dB 0.01% 7.43 dB Samples: 80000 Mean Pwr + 20.00 dB Ready 2024-04-16 10:35:33</p>	<p>MultiView Spectrum Ref Level 25.00 dBm AnBW 80 MHz Att 25 dB Meas Time 1 ms TRG: JPR (80MHz) TDF: NR_COUPLER 1 CCDF 15a Cliv CF 2.64999 GHz 2 Result Summary Trace 1 Mean 16.95 dBm Peak 26.79 dBm Crest 9.84 dB 10% 3.70 dB 1% 6.69 dB 0.1% 8.46 dB 0.01% 9.54 dB Samples: 80000 Mean Pwr + 20.00 dB Ready 2024-04-16 10:36:30</p>
<p align="center">80 MHz High Channel - Full RB - DFT-S-OFDM</p>	<p align="center">80 MHz High Channel - Full RB - CP-OFDM</p>

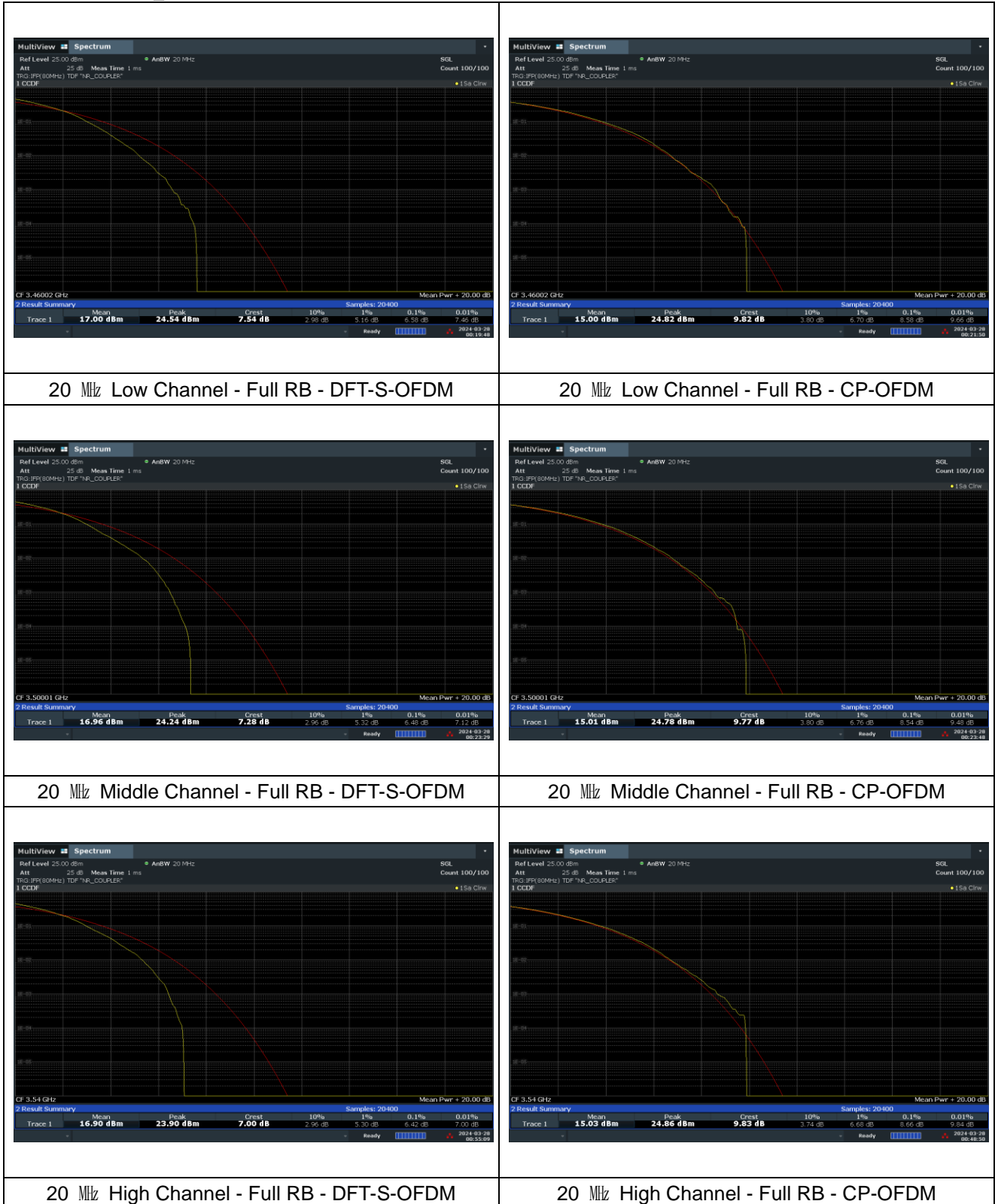
NR band 41



NR band 41



NR band 77/78_Low Band



NR band 7778_Low Band

<p>CF 3.465 GHz 2 Result Summary Trace 1 Mean 16.85 dBm Peak 24.79 dBm Crest 7.94 dB 10% 3.04 dB 1% 5.44 dB 0.1% 6.68 dB 0.01% 7.78 dB Samples: 41900 Mean Pwr + 20.00 dB</p>	<p>CF 3.465 GHz 2 Result Summary Trace 1 Mean 14.93 dBm Peak 24.73 dBm Crest 9.80 dB 10% 3.84 dB 1% 6.92 dB 0.1% 8.76 dB 0.01% 9.68 dB Samples: 41900 Mean Pwr + 20.00 dB</p>
<p>30 MHz Low Channel - Full RB - DFT-S-OFDM</p>	<p>30 MHz Low Channel - Full RB - CP-OFDM</p>
<p>CF 3.50001 GHz 2 Result Summary Trace 1 Mean 16.92 dBm Peak 24.53 dBm Crest 7.61 dB 10% 3.04 dB 1% 5.35 dB 0.1% 6.76 dB 0.01% 7.43 dB Samples: 41900 Mean Pwr + 20.00 dB</p>	<p>CF 3.50001 GHz 2 Result Summary Trace 1 Mean 15.04 dBm Peak 24.96 dBm Crest 9.92 dB 10% 3.86 dB 1% 6.88 dB 0.1% 8.56 dB 0.01% 9.40 dB Samples: 41900 Mean Pwr + 20.00 dB</p>
<p>30 MHz Middle Channel - Full RB - DFT-S-OFDM</p>	<p>30 MHz Middle Channel - Full RB - CP-OFDM</p>
<p>CF 3.53499 GHz 2 Result Summary Trace 1 Mean 16.96 dBm Peak 24.55 dBm Crest 7.58 dB 10% 3.04 dB 1% 5.35 dB 0.1% 6.74 dB 0.01% 7.45 dB Samples: 41900 Mean Pwr + 20.00 dB</p>	<p>CF 3.53499 GHz 2 Result Summary Trace 1 Mean 15.01 dBm Peak 24.84 dBm Crest 9.83 dB 10% 3.85 dB 1% 6.88 dB 0.1% 8.72 dB 0.01% 9.60 dB Samples: 41900 Mean Pwr + 20.00 dB</p>
<p>30 MHz High Channel - Full RB - DFT-S-OFDM</p>	<p>30 MHz High Channel - Full RB - CP-OFDM</p>

NR band 7778_Low Band

