

TEST REPORT

of

FCC Part 2 Subpart J, Part 22 Subpart C/H,
Part 24 Subpart E and Part 27 Subpart C and Part 90 Subpart R/S

FCC ID: YZP-GN1000

Equipment Under Test : Telematics Module
Model Name : LTD-GN1000
Variant Model Name(s) : -
Applicant : LG Innotek Co., Ltd.
Manufacturer : LG Innotek Co., Ltd.
Date of Receipt : 2024.01.25
Date of Test(s) : 2024.02.16 ~ 2023.06.25
Date of Issue : 2024.06.28

In the configuration tested, the EUT complied with the standards specified above. This test report does not assure KOLAS accreditation.

- 1) The results of this test report are effective only to the items tested.
- 2) The SGS Korea is not responsible for the sampling, the results of this test report apply to the sample as received.
- 3) This test report cannot be reproduced, except in full, without prior written permission of the Company.
- 4) The data marked ※ in this report was provided by the customer and may affect the validity of the test results.

We are responsible for all the information of this test report except for the data(※) provided by the customer.

Tested by:



Dave Kim

Technical
Manager:



Jinhyoung Cho

SGS Korea Co., Ltd. Gunpo Laboratory



INDEX

<u>Table of Contents</u>	Page
1. General Information -----	3
2. E.R.P. / E.I.R.P. & Radiated Spurious Emissions -----	17
3. Conducted Output Power -----	50
4. Occupied Bandwidth -----	74
5. Peak-Average Ratio -----	112
6. Spurious Emissions at Antenna Terminal -----	152
7. Band Edge and Emission Mask -----	163
8. Frequency Stability -----	322

1. General Information

1.1. Testing Laboratory

SGS Korea Co., Ltd. (Gunpo Laboratory)
 - 10-2, LS-ro 182beon-gil, Gunpo-si, Gyeonggi-do, Korea, 15807
 - 4, LS-ro 182beon-gil, Gunpo-si, Gyeonggi-do, Korea, 15807
 - Designation number: KR0150

All SGS services are rendered in accordance with the applicable SGS conditions of service available on request and accessible at <http://www.sgs.com/en/Terms-and-Conditions.aspx>.

Phone No. : +82 31 688 0901
 Fax No. : +82 31 688 0921

1.2. Details of Applicant

Applicant : LG Innotek Co., Ltd.
 Address : 30 Magokjungang 10-ro, Gangseo-gu, seoul, Republic Of Korea, 07996
 Contact Person : Jeong, In-chang
 Phone No. : +82 10 2326 9972

1.3. Details of Manufacturer

Company : Same as applicant
 Address : Same as applicant
 Factory1 : PT. LG INNOTEK INDONESIA
 Factory1 Address : Bekasi International Industrial Estate, Blok C8 No. 12 & 12A, Desa Cibatu, Cikarang Selatan, Bekasi 17750, Jawa Barat - Indonesia
 Factory2 : LG Innotek Co., Ltd.
 Factory2 Address : 26, Hanamsandan 5beon-ro, Gwangsan-gu, Gwangju, Republic of Korea, 62229

1.4. Description of EUT

Kind of Product	Telematics Module	
Model Name	LTD-GN1000	
Serial Number	Conducted: C1 Radiated: R1	
Power Supply	DC 4.00 V	
Rated Power	NR Band 2, 5, 7, 12, 13, 14, 25, 26, 66, 71: 23 dB m	
Frequency Range	NR Band 2: 1 850 MHz ~ 1 910 MHz NR Band 5: 824 MHz ~ 849 MHz NR Band 7: 2 500 MHz ~ 2 570 MHz NR Band 12: 699 MHz ~ 716 MHz NR Band 13: 777 MHz ~ 787 MHz NR Band 14: 788 MHz ~ 798 MHz	NR Band 25: 1 850 MHz ~ 1 915 MHz NR Band 26: 814 MHz ~ 849 MHz NR Band 66: 1 710 MHz ~ 1 780 MHz NR Band 71: 663 MHz ~ 698 MHz
Modulation Technique	BPSK, QPSK, 16QAM, 64QAM, 256QAM	
Antenna Type	Dipole Antenna	
Antenna Gain*	Refer to the clause 1.14	
H/W Version	A.4	
S/W Version	01L_TCM	

1.5. Test Equipment List

Equipment	Manufacturer	Model	S/N	Cal. Date	Cal. Interval	Cal. Due
Spectrum Analyzer	R&S	FSV30	100955	Mar. 08, 2024	Annual	Mar. 08, 2025
Spectrum Analyzer	R&S	FSW43	100637	Apr. 08, 2024	Annual	Apr. 08, 2025
Spectrum Analyzer	Agilent	N9020A	MY53421758	Sep. 01, 2023	Annual	Sep. 01, 2024
Signal Generator	R&S	SMA100B	106887	Oct. 06, 2023	Annual	Oct. 06, 2024
DC Power Supply	R&S	HMP2020	102133	Apr. 23, 2024	Annual	Apr. 23, 2025
Communication test station	Anritsu	MT8000A	6261867312	Apr. 08, 2024	Annual	Apr. 08, 2025
Communication Analyzer	Anritsu	MT8821C	6262192291	Feb. 08, 2024	Annual	Feb. 08, 2025
Temperature Chamber	ESPEC CORP.	PL-2J	15004184	Jun. 03, 2024	Annual	Jun. 03, 2025
BRIDGE COUPLER	MARKI MICROWAVE INC	CBR16-0012	1542	May 13, 2024	Annual	May 13, 2025
Directional Coupler	KRYTAR	152613	140972	Jul. 04, 2023	Annual	Jul. 04, 2024
Power Sensor	Anritsu	MA2411B	1207272	May 29, 2024	Annual	May 29, 2025
Power Sensor	Anritsu	ML2495A	1223004	May 29, 2024	Annual	May 29, 2025
Low Pass Filter	Mini-Circuits	NLP-1200+	V 8979400903-1	May 17, 2024	Annual	May 17, 2025
High Pass Filter	Wainwright Instrument GmbH	WHKX10-900-1000-18000-40SS	7	Feb. 27, 2024	Annual	Feb. 27, 2025
High Pass Filter	Wainwright Instrument GmbH	WHKX3.0/18G-6SS	21	Jun. 07, 2024	Annual	Jun. 07, 2025
High Pass Filter	Wainwright Instrument GmbH	WHNX7.5/26.5G-6SS	11	Oct. 17, 2023	Annual	Oct. 17, 2024
Preamplifier	H.P.	8447F	2944A03909	Aug. 04, 2023	Annual	Aug. 04, 2024
Preamplifier	R&S	SCU 18F	101058	Dec. 07, 2023	Annual	Dec. 07, 2024
Preamplifier	MITEQ Inc.	JS44-18004000-35-8P	1546891	Oct. 06, 2023	Annual	Oct. 06, 2024
Test Receiver	R&S	ESU26	100109	Jan. 16, 2024	Annual	Jan. 16, 2025
Loop Antenna	Schwarzbeck Mess-Elektronik	FMZB 1519	1519-039	Aug. 21, 2023	Biennial	Aug. 21, 2025
Bilog Antenna	Schwarzbeck Mess-Elektronik	VULB9163	9163-437	May 29, 2024	Annual	May 29, 2025
Horn Antenna	R&S	HF906	100326	Feb. 19, 2024	Annual	Feb. 19, 2025
Horn Antenna	Schwarzbeck Mess-Elektronik	BBHA 9170	9170-540	Dec. 05, 2023	Annual	Dec. 05, 2024
Antenna Master	Innco systems GmbH	MA4640-XP-ET	MA4640/536/383 30516/L	N.C.R.	N/A	N.C.R.
Turn Table	Innco systems GmbH	DS 1200S	N/A	N.C.R.	N/A	N.C.R.
Controller	Innco systems GmbH	CONTROLLER CO3000-4P	CO3000/963/383 30516/L	N.C.R.	N/A	N.C.R.
Anechoic Chamber	SY Corporation	L × W × H (9.6 m × 6.4 m × 6.6 m)	N/A	N.C.R.	N/A	N.C.R.
Coaxial Cable	RADIALL	TESTPRO 3	182287	Apr. 12, 2024	Semi-Annual	Oct. 12, 2024
Coaxial Cable	RADIALL	TESTPRO 3	182288	Apr. 12, 2024	Semi-Annual	Oct. 12, 2024
Coaxial Cable	RADIALL	TESTPRO 3	182291	Apr. 12, 2024	Semi-Annual	Oct. 12, 2024
Coaxial Cable	SENSORVIEW	NMST-13A26-NMST-5 m	TPC2402190004	Apr. 03, 2024	Semi-Annual	Oct. 03, 2024
Coaxial Cable	SENSORVIEW	NMST-13A26-NMST-10 m	TPC2402190001	Apr. 03, 2024	Semi-Annual	Oct. 03, 2024

Note;

- For equipment listed above that has a calibration date or calibration due date that falls within the test date range, care was taken to ensure that this equipment was used after the calibration date and before the calibration due date.

1.6. Summary of Test Results

The EUT has been tested according to the following specifications:

APPLIED STANDARD: FCC Part 2, 22, 24, 27 and 90		
Section(s) in FCC	Test Item	Result
§2.1046 §22.913(a)(5) §24.232(c) §27.50(b)(9) §27.50(c)(9)(10) §27.50(d)(4) §27.50(h)(2) §90.542(a)(6) §90.635(b)	E.R.P. / E.I.R.P.	Complied ¹⁾
§22.917(a) §24.238(a) §27.53(c)(2) §27.53(f) §27.53(g) §27.53(h)(1) §27.53(m)(4) §90.543(e) (f) §90.691(a)	Radiated Spurious Emission	Complied
§2.1046	Conducted Output Power	Complied ¹⁾
§2.1049	Occupied Bandwidth	Complied ¹⁾
§22.913(d) §24.232(d) §27.50(d)(5)	Peak-Average Ratio	Complied ¹⁾
§22.917(a) §24.238(a) §27.53(c)(2) §27.53(g) §27.53(h)(1) §27.53(m)(4) §90.543(e) §90.691(a)	Spurious Emission at Antenna Terminal	Complied ¹⁾
§22.917(a) §24.238(a) §27.53(c)(2)(4) §27.53(g) §27.53(h)(1) §27.53(m)(4) §90.543(e) §90.691(a)	Band Edge and Emission Mask	Complied ¹⁾
§2.1055 §22.355 §24.235 §27.54 §90.213(a)	Frequency Stability	Complied ¹⁾

Note;

1) The test items of inter band CA were covered by LTE single carrier due to the CA power is reduced according to 3GPP MPR

1.7. Sample Calculation for Offset

Where relevant, the following sample calculation is provided:

1.7.1. Conducted Test

Offset value (dB) = Directional Coupler (dB) + Cable loss (dB)

1.7.2. Radiation test

- E.I.R.P. (dB m) = Measured level (dB μ V) + Antenna factor (dB/m) + Cable loss (dB) + 20 Log D - 104.8;
 where D is the measurement distance in meters.
- E.R.P. (dB m) = E.I.R.P. (dB m) - 2.15 (dB)

1.8. Device Capabilities

This device contains the following capabilities;

NR Band 2 (1 850 MHz ~ 1 910 MHz) is covered by NR Band 25 (1 850 MHz ~ 1 915 MHz) due to overlapping frequency range, same maximum tune-up limit and same channel bandwidth. Therefore test data provided in this report covers NR Band 2 as well as Band 25.

NR Band 5 (824 MHz ~ 849 MHz) is covered by NR Band 26 (814 MHz ~ 849 MHz) due to overlapping frequency range, same maximum tune-up limit and same channel bandwidth. Therefore test data provided in this report covers NR Band 5 as well as Band 26.

1.9. ENDC Configuration

NR Band	SCS (kHz)	Bandwidth (MHz)	Waveform	Modulation	ENDC LTE Band
n2	15	5, 10, 15, 20, 25, 30, 40	DFT-S-OFDM, CP-OFDM	BPSK, QPSK, 16QAM, 64QAM, 256QAM	5, 12, 13, 14, 71
n5	15	5, 10, 15, 20			2, 7, 66
n66	15	5, 10, 15, 20, 25, 30, 40			5, 7, 12, 13, 14, 71
n71	15	5, 10, 15, 20			2, 66

1.10. Worst Case Configuration and Mode

The worst-case is based on the conducted output power measurement investigation results. All testing was performed using BPSK, QPSK, 16QAM, 64QAM and 256QAM modulations. If both SA and NSA were supported, SA was tested as worst case and NSA was tested only radiated spurious emission for worst conducted output power combination.

On ENDC mode, only radiated spurious emission were tested as worst case for worst conducted output power combination.

However, the spurious radiated emission and spurious at antenna terminal were only performed on bandwidth and RB offset (with RB size 1) with the highest conducted power.

The peak to average ratio were tested only 256QAM modulation as worst case.

The radiation test of the EUT was investigated in three orthogonal orientations X, Y, and Z, and the worst case data is reported.

1.11. Measurement Configuration

Test Items	Band	Test Channel			Bandwidth (MHz)																Modulation DFT-S-OFDM					Modulation CP-OFDM				RB #		
		Low	Mid	High	5	10	15	20	25	30	40	50	60	70	80	90	100	BPSK	QPSK	16QAM	64QAM	256QAM	QPSK	16QAM	64QAM	256QAM	1	Half	Full			
Conducted Output Power	n7	V	V	V	V	V	V	V										V	V	V	V	V	V	V	-	-	V	V	V			
	n12	V	V	V	V	V	V											V	V	V	V	V	V	V	-	-	V	V	V			
	n13	V	V	V	V	V												V	V	V	V	V	V	V	-	-	V	V	V			
	n14	V	V	V	V	V												V	V	V	V	V	V	V	-	-	V	V	V			
	n25/2	V	V	V	V	V	V	V	V	V	V							V	V	V	V	V	V	V	-	-	V	V	V			
	n26/5 part 22	V	V	V	V	V	V											V	V	V	V	V	V	V	-	-	V	V	V			
	n26 part 90	V	V	V	V	V												V	V	V	V	V	V	V	-	-	V	V	V			
	n66	V	V	V	V	V	V	V	V	V	V							V	V	V	V	V	V	V	-	-	V	V	V			
n71	V	V	V	V	V	V	V										V	V	V	V	V	V	V	-	-	V	V	V				
Frequency Stability	n7	-	V	-	V	-	-	-										-	V	-	-	-	-	-	-	-	-	-	V			
	n12	-	V	-	V	-	-	-										-	V	-	-	-	-	-	-	-	-	-	V			
	n13	-	V	-	V	-	-	-										-	V	-	-	-	-	-	-	-	-	-	V			
	n14	-	V	-	V	-	-	-										-	V	-	-	-	-	-	-	-	-	-	V			
	n25/2	-	V	-	V	-	-	-	-	-	-							-	V	-	-	-	-	-	-	-	-	-	V			
	n26/5 part 22	-	V	-	V	-	-	-	-	-	-							-	V	-	-	-	-	-	-	-	-	-	V			
	n26 part 90	-	V	-	V	-	-	-	-	-	-							-	V	-	-	-	-	-	-	-	-	-	V			
	n66	-	V	-	V	-	-	-	-	-	-							-	V	-	-	-	-	-	-	-	-	-	V			
n71	-	V	-	V	V	V	V										-	V	-	-	-	-	-	-	-	-	-	V				
Occupied Bandwidth	n7	-	V	-	V	V	V											V	V	V	-	-	V	V	-	-	-	-	V			
	n12	-	V	-	V	V	V											V	V	V	-	-	V	V	-	-	-	-	V			
	n13	-	V	-	V	V												V	V	V	-	-	V	V	-	-	-	-	V			
	n14	-	V	-	V	V												V	V	V	-	-	V	V	-	-	-	-	V			
	n25/2	-	V	-	V	V	V	V	V	V	V							V	V	V	-	-	V	V	-	-	-	-	V			
	n26/5 part 22	-	V	-	V	V	V											V	V	V	-	-	V	V	-	-	-	-	V			
	n26 part 90	-	V	-	V	V												V	V	V	-	-	V	V	-	-	-	-	V			
	n66	-	V	-	V	V	V	V	V	V	V							V	V	V	-	-	V	V	-	-	-	-	V			
n71	-	V	-	V	V	V	V										V	V	V	-	-	V	V	-	-	-	-	V				
Peak-to-Average Ratio	n7	V	V	V	V	V	V	V	V	V								-	-	-	-	V	-	-	-	V	-	-	V			
	n12	V	V	V	V	V	V											-	-	-	-	V	-	-	-	V	-	-	V			
	n13	V	V	V	V	V												-	-	-	-	V	-	-	-	V	-	-	V			
	n14	V	V	V	V	V												-	-	-	-	V	-	-	-	V	-	-	V			
	n25/2	V	V	V	V	V	V	V	V	V	V							-	-	-	-	V	-	-	-	V	-	-	V			
	n26/5 part 22	V	V	V	V	V	V											-	-	-	-	V	-	-	-	V	-	-	V			
	n26 part 90	V	V	V	V	V												-	-	-	-	V	-	-	-	V	-	-	V			
	n66	V	V	V	V	V	V	V	V	V	V							-	-	-	-	V	-	-	-	V	-	-	V			
n71	V	V	V	V	V	V	V										-	-	-	-	V	-	-	-	V	-	-	V				
Band edge	n7	V	-	V	V	V	V											-	V	V	-	-	V	V	-	-	V	-	V			
	n12	V	-	V	V	V												-	V	V	-	-	V	V	-	-	V	-	V			
	n13	V	-	V	V	V												-	V	V	-	-	V	V	-	-	V	-	V			
	n14	V	-	V	V	V												-	V	V	-	-	V	V	-	-	V	-	V			
	n25/2	V	-	V	V	V	V	V	V	V	V							V	-	V	-	-	V	V	-	-	V	-	V			
	n26/5 part 22	V	-	V	V	V	V											-	V	V	-	-	V	V	-	-	V	-	V			
	n26 part 90	V	-	V	V	V												-	V	V	-	-	V	V	-	-	V	-	V			
	n66	V	-	V	V	V	V	V	V	V	V							V	-	V	-	-	V	V	-	-	V	-	V			
n71	V	-	V	V	V	V	V										-	V	V	-	-	V	V	-	-	V	-	V				
Spurious at antenna terminal & Radiated Spurious Emissions	n7	V	V	V														Worst case														
	n12	V	V	V														Worst case														
	n13	V	V	V														Worst case														
	n14	V	V	V														Worst case														
	n25/2	V	V	V														Worst case														
	n26/5 part 22	V	V	V														Worst case														
	n26 part 90	V	V	V														Worst case														
	n66	V	V	V														Worst case														
n71	V	V	V														Worst case															

ENDC

Test Items	Band	Test Channel			Bandwidth (MHz)																Modulation DFT-S-OFDM					Modulation CP-OFDM				RB #		
		Low	Mid	High	5	10	15	20	25	30	40	50	60	70	80	90	100	BPSK	QPSK	16QAM	64QAM	256QAM	QPSK	16QAM	64QAM	256QAM	1	Half	Full			
Conducted Output Power	n2	V	V	V	V	V	V	V	V	V	V	V	V	V	V	V	V	V	V	-	-	-	-	-	-	-	-	-	-	V	-	-
	n5	V	V	V	V	V	V	V	V	V	V	V	V	V	V	V	V	V	V	-	-	-	-	-	-	-	-	-	-	V	-	-
	n66	V	V	V	V	V	V	V	V	V	V	V	V	V	V	V	V	V	V	-	-	-	-	-	-	-	-	-	-	V	-	-
	n71	V	V	V	V	V	V	V	V	V	V	V	V	V	V	V	V	V	V	-	-	-	-	-	-	-	-	-	-	V	-	-
Spurious Radiated Emission	n2	V	V	V	Worst case																											
	n5	V	V	V	Worst case																											
	n66	V	V	V	Worst case																											
	n71	V	V	V	Worst case																											

NR-Inter CA

Test Items	Band	Test Channel			Bandwidth (MHz)																Modulation DFT-S-OFDM					Modulation CP-OFDM				RB #		
		Low	Mid	High	5	10	15	20	25	30	40	50	60	70	80	90	100	BPSK	QPSK	16QAM	64QAM	256QAM	QPSK	16QAM	64QAM	256QAM	1	Half	Full			
Spurious Radiated Emission	n2A-n14A	V	V	V	Worst case																											
	n2A-n77A	V	V	V	Worst case																											
	n5A-n7A	V	V	V	Worst case																											
	n5A-n66A	V	V	V	Worst case																											
	n5A-n77A	V	V	V	Worst case																											
	n5A-n78A	V	V	V	Worst case																											
	n7A-n78A	V	V	V	Worst case																											
	n14A-n66A	V	V	V	Worst case																											
	n14A-n77A	V	V	V	Worst case																											
	n26A-n66A	V	V	V	Worst case																											
	n41A-n71A	V	V	V	Worst case																											
	n66A-n71A	V	V	V	Worst case																											
	n66A-n77A	V	V	V	Worst case																											
n71A-n77A	V	V	V	Worst case																												

Note;

- All measurement was performed with 1RB or FULL RB or both, we chosen RB condition for each test items as worst case.

Radiated Emission Test

NR Band	SCS (kHz)	Bandwidth (MHz)	Modulation	Resource Block Allocation
				RBs allocated
n7	15	15	DFT-S OFDM - QPSK	1
n12	15	10	DFT-S OFDM - QPSK	1
n13	15	10	DFT-S OFDM - QPSK	1
n14	15	10	DFT-S OFDM - QPSK	1
n25/2	15	10	DFT-S OFDM - BPSK	1
n26/5 part 22	15	20	DFT-S OFDM - QPSK	1
n26 part 90	15	10	DFT-S OFDM - QPSK	1
n66	15	40	DFT-S OFDM - BPSK	1
n71	15	10	DFT-S OFDM - QPSK	1

ENDC

NR Band	SCS (kHz)	Bandwidth (MHz)	Modulation	Resource Block Allocation
				RBs allocated
5A-n2A	15	10-10	DFTS OFDM - BPSK	1
7A-n5A	15	20-20	DFTS OFDM - BPSK	1
71A-n66A	15	15-40	DFTS OFDM - BPSK	1
66A-n71A	15	20-10	DFTS OFDM - QPSK	1

NR-Inter CA

NR Band	SCS (kHz)		Bandwidth (MHz)	Modulation		Resource Block Allocation
	PCC	SCC		PCC	SCC	RBs allocated
n2A-n14A	15	15	10-10	DFTS OFDM - BPSK	DFTS OFDM - QPSK	1
n2A-n77A	15	30	10-20	DFTS OFDM - BPSK	DFTS OFDM - BPSK	1
n5A-n7A	15	15	20-15	DFTS OFDM - QPSK	DFTS OFDM - QPSK	1
n5A-n66A	15	15	20-40	DFTS OFDM - QPSK	DFTS OFDM - BPSK	1
n5A-n77A	15	30	20-20	DFTS OFDM - QPSK	DFTS OFDM - BPSK	1
n7A-n78A	15	30	15-20	DFTS OFDM - QPSK	DFTS OFDM - BPSK	1
n14A-n66A	15	15	10-40	DFTS OFDM - QPSK	DFTS OFDM - BPSK	1
n14A-n77A	15	30	10-20	DFTS OFDM - QPSK	DFTS OFDM - BPSK	1
n26A-n66A	15	15	20-40	DFTS OFDM - QPSK	DFTS OFDM - BPSK	1
n41A -n71A	30	15	30-10	DFTS OFDM - BPSK	DFTS OFDM - QPSK	1
n66A-n71A	15	15	40-10	DFTS OFDM - BPSK	DFTS OFDM - QPSK	1
n66A-n77A	15	30	40-20	DFTS OFDM - BPSK	DFTS OFDM - BPSK	1
n71A-n77A	15	30	10-20	DFTS OFDM - QPSK	DFTS OFDM - BPSK	1

1.12. Measurement Uncertainty

Where relevant, the following measurement uncertainty levels have been estimated for tests performed on the apparatus:

Parameter	Uncertainty	
Conducted Output Power	0.33 dB	
Occupied Bandwidth	0.05 MHz	
Conducted Spurious Emissions	0.99 dB	
Peak to Average Ratio	0.66 dB	
Frequency Stability	116 Hz	
Radiated Emission, 9 kHz to 30 MHz	H	3.60 dB
	V	3.60 dB
Radiated Emission, below 1 GHz	H	4.60 dB
	V	4.90 dB
Radiated Emission, above 1 GHz	H	3.90 dB
	V	3.80 dB

All measurement uncertainty values are shown with a coverage factor of $k=2$ to indicate a 95 % level of confidence.

1.13. Test Report Revision

Revision	Report Number	Date of Issue	Description
0	F690501-RF-RTL005199	2024.06.28	Initial

1.14. Antenna Information

Ant. Type	Ant. No	Support Band	
		LTE	NR
Dipole Antenna	Ant.1	2, 4, 5, 7, 12, 13, 14, 17, 25, 26, 41, 66, 71	2, 5, 7, 12, 13, 14, 25, 26, 41, 66, 71
	Ant.2		77, 78

Band	Operating Frequency (MHz)	Antenna Peak Gain (dB i)	
		Ant. 1	Ant. 2
LTE 25/2 NR 25/2	1 850 ~ 1 915	1.90	
LTE 66/4 NR 66	1 710 ~ 1 780	4.20	
LTE 26/5 NR 26/5	824 ~ 849	1.99	
LTE 26 NR 26	814 ~ 824	0.72	
LTE 7 NR 7	2 500 ~ 2 570	4.43	
LTE 12/17 NR 12	699 ~ 716	3.02	
LTE 13 NR 13	777 ~ 787	1.01	
LTE 14 NR 14	788 ~ 798	2.53	
LTE 71 NR 71	663 ~ 698	-0.17	
LTE 41 NR 41	2 496 ~ 2 690	4.43	
NR 77	3 450 ~ 3 550		4.69
	3 700 ~ 3 980		4.90
NR 78	3 450 ~ 3 550		4.69
	3 700 ~ 3 800		4.90

1.15. Emission Designator and Max Power

NR Band	Band width (MHz)	Modulation		Low Freq. (MHz)	Upper Freq. (MHz)	Conducted Average (dB m)	Ant. Gain (dB i)	E.R.P. / E.I.R.P. Average (dB m)	E.R.P. / E.I.R.P. Average (W)	Emission Designator
n25/2	5	DFT-S OFDM	BPSK	1 852.5	1 912.5	23.30	1.90	25.20	0.331	4M49G7D
			QPSK			23.39		25.29	0.338	4M47G7D
			16QAM			22.87		24.77	0.300	4M48D7D
		CP- OFDM	QPSK			21.91		23.81	0.240	4M50G7D
			16QAM			21.35		23.25	0.211	4M51D7D
			10			DFT-S OFDM		BPSK	1 855.0	1 910.0
	QPSK	23.29		25.19	0.330			8M93G7D		
	16QAM	22.22		24.12	0.258			8M97D7D		
	CP- OFDM	QPSK		21.87	23.77	0.238		9M27G7D		
		16QAM		21.31	23.21	0.209		9M27D7D		
		15		DFT-S OFDM	BPSK	1 857.5		1 907.5		
	QPSK		23.34		25.24				0.334	13M5G7D
	16QAM		22.27		24.17				0.261	13M5D7D
	CP- OFDM		QPSK	21.97	23.87				0.244	14M2G7D
			16QAM	21.35	23.25				0.211	14M1D7D
			20	DFT-S OFDM	BPSK				1 860.0	1 905.0
	QPSK	23.32			25.22	0.333		17M9G7D		
	16QAM	22.12			24.02	0.252		17M9D7D		
	CP- OFDM	QPSK		21.91	23.81	0.240		18M9G7D		
		16QAM		21.28	23.18	0.208		19M0D7D		
		25		DFT-S OFDM	BPSK	1 862.5		1 902.5		
	QPSK		23.21		25.11				0.324	22M9G7D
	16QAM		21.98		23.88				0.244	22M9D7D
	CP- OFDM		QPSK	21.85	23.75				0.237	23M8G7D
16QAM			21.38	23.28	0.213		23M8D7D			
30			DFT-S OFDM	BPSK	1 865.0		1 900.0		23.16	25.06
	QPSK	23.23		25.13		0.326		28M6G7D		
	16QAM	22.21		24.11		0.258		28M6D7D		
	CP- OFDM	QPSK	21.83	23.73		0.236		28M7G7D		
		16QAM	21.39	23.29		0.213		28M6D7D		
		40	DFT-S OFDM	BPSK		1 870.0		1 895.0	23.39	25.29
QPSK	23.33			25.23	0.333		38M8G7D			
16QAM	22.12			24.02	0.252		38M7D7D			
CP- OFDM	QPSK		21.91	23.81	0.240		38M5G7D			
	16QAM		21.28	23.18	0.208		38M6D7D			
	n26/5 part22		5	DFT-S OFDM	BPSK		826.5		846.5	23.33
QPSK		23.36			23.20	0.209		4M51G7D		
16QAM		22.23			22.07	0.161		4M48D7D		
CP- OFDM		QPSK		21.99	21.83	0.152		4M50G7D		
		16QAM		21.44	21.28	0.134		4M50D7D		
		10		DFT-S OFDM	BPSK	829.0		844.0		23.38
QPSK			23.40		23.24		0.211		8M93G7D	
16QAM			22.21		22.05		0.160		8M95D7D	
CP- OFDM			QPSK	21.98	21.82		0.152		9M27G7D	
			16QAM	21.42	21.26		0.134		9M27D7D	
			15	DFT-S OFDM	BPSK		831.5		841.5	23.30
QPSK		23.41			23.25	0.211		13M5G7D		
16QAM	22.28	22.12			0.163	13M5D7D				
CP- OFDM	QPSK	22.00		21.84	0.153	14M2G7D				
	16QAM	21.47		21.31	0.135	14M1D7D				
	20	DFT-S OFDM		BPSK	834.0	839.0		23.39		23.23
QPSK			23.56	23.40			0.219	17M9G7D		
16QAM			22.34	22.18			0.165	17M9D7D		
CP- OFDM		QPSK	22.02	21.86			0.153	18M9G7D		
		16QAM	21.53	21.37			0.137	18M9D7D		

NR Band	Band width (MHz)	Modulation		Low Freq. (MHz)	Upper Freq. (MHz)	Conducted Average (dB m)	Ant. Gain (dB i)	E.R.P. / E.I.R.P. Average (dB m)	E.R.P. / E.I.R.P. Average (W)	Emission Designator		
n26 part90	5	DFT-S OFDM	BPSK	816.5	821.5	23.43	0.72	22.00	0.158	4M48G7D		
			QPSK			23.41		21.98	0.158	4M50G7D		
			16QAM			22.33		20.90	0.123	4M48D7D		
		CP-OFDM	QPSK			21.98		20.55	0.114	4M50G7D		
			16QAM			21.48		20.05	0.101	4M50D7D		
			BPSK			23.50		22.07	0.161	8M95G7D		
	10	DFT-S OFDM	QPSK	819.0	819.0	23.52		22.09	0.162	8M95G7D		
			16QAM			22.24		20.81	0.121	8M91D7D		
			BPSK			21.92		20.49	0.112	9M27G7D		
		CP-OFDM	QPSK			21.40		19.97	0.099	9M27D7D		
			16QAM			23.29		27.72	0.592	4M47G7D		
			BPSK			23.36		27.79	0.601	4M50G7D		
n7	5	DFT-S OFDM	QPSK	2 502.5	2 567.5	22.12	4.43	26.55	0.452	4M48D7D		
			16QAM			21.93		26.36	0.433	4M50G7D		
			BPSK			21.36		25.79	0.379	4M49D7D		
		CP-OFDM	QPSK			23.32		27.75	0.596	8M93G7D		
			16QAM			23.39		27.82	0.605	8M97G7D		
			BPSK			22.18		26.61	0.458	8M93D7D		
	10	DFT-S OFDM	QPSK	2 505.0	2 565.0	21.98		26.41	0.438	9M29G7D		
			16QAM			21.32		25.75	0.376	9M27D7D		
			BPSK			23.40		27.83	0.607	13M5G7D		
		CP-OFDM	QPSK			23.45		27.88	0.614	13M5G7D		
			16QAM			22.11		26.54	0.451	13M5D7D		
			BPSK			21.91		26.34	0.431	14M1G7D		
	15	DFT-S OFDM	QPSK	2 507.5	2 562.5	21.28		25.71	0.372	14M1D7D		
			16QAM			23.30		27.73	0.593	17M9G7D		
			BPSK			23.27		27.70	0.589	17M9G7D		
		CP-OFDM	QPSK			22.06		26.49	0.446	17M9D7D		
			16QAM			21.88		26.31	0.428	18M9G7D		
			BPSK			21.23		25.66	0.368	18M9D7D		
	n12	5	DFT-S OFDM	QPSK	701.5	713.5		23.63	3.02	24.50	0.282	4M50G7D
				16QAM				23.62		24.49	0.281	4M49G7D
				BPSK				22.78		23.65	0.232	4M49D7D
			CP-OFDM	QPSK				22.27		23.14	0.206	4M49G7D
				16QAM				22.15		23.02	0.200	4M48D7D
				BPSK				23.58		24.45	0.279	8M91G7D
10		DFT-S OFDM	QPSK	704.0	711.0	23.70	24.57	0.286		8M93G7D		
			16QAM			22.43	24.57	0.286		8M93G7D		
			BPSK			22.43	23.30	0.214		8M91D7D		
		CP-OFDM	QPSK			22.18	23.05	0.202		9M25G7D		
			16QAM			21.56	22.43	0.175		9M25D7D		
			BPSK			23.54	24.41	0.276		13M4G7D		
15	DFT-S OFDM	QPSK	706.5	708.5	23.60	24.47	0.280	13M5G7D				
		16QAM			22.33	23.20	0.209	13M5D7D				
		BPSK			21.96	22.83	0.192	14M1G7D				
	CP-OFDM	QPSK			21.29	22.16	0.164	14M1D7D				
		16QAM			23.60	22.46	0.176	4M48G7D				
		BPSK			23.58	22.44	0.175	4M52G7D				
n13	5	DFT-S OFDM	QPSK	779.5	784.5	22.87	1.01	21.73		0.149	4M48D7D	
			16QAM			22.35		21.21		0.132	4M51G7D	
			BPSK			21.97		20.83		0.121	4M49D7D	
		CP-OFDM	QPSK			23.52		22.38		0.173	8M87G7D	
			16QAM			23.61		22.47		0.177	8M89G7D	
			BPSK			22.57		21.43		0.139	8M95D7D	
	10	DFT-S OFDM	QPSK	782.0	782.0	22.45		21.31	0.135	9M23G7D		
			16QAM			21.83		20.69	0.117	9M25D7D		
			BPSK			23.60		22.46	0.176	4M48G7D		
		CP-OFDM	QPSK			23.58		22.44	0.175	4M52G7D		
			16QAM			22.87		21.73	0.149	4M48D7D		
			BPSK			22.35		21.21	0.132	4M51G7D		

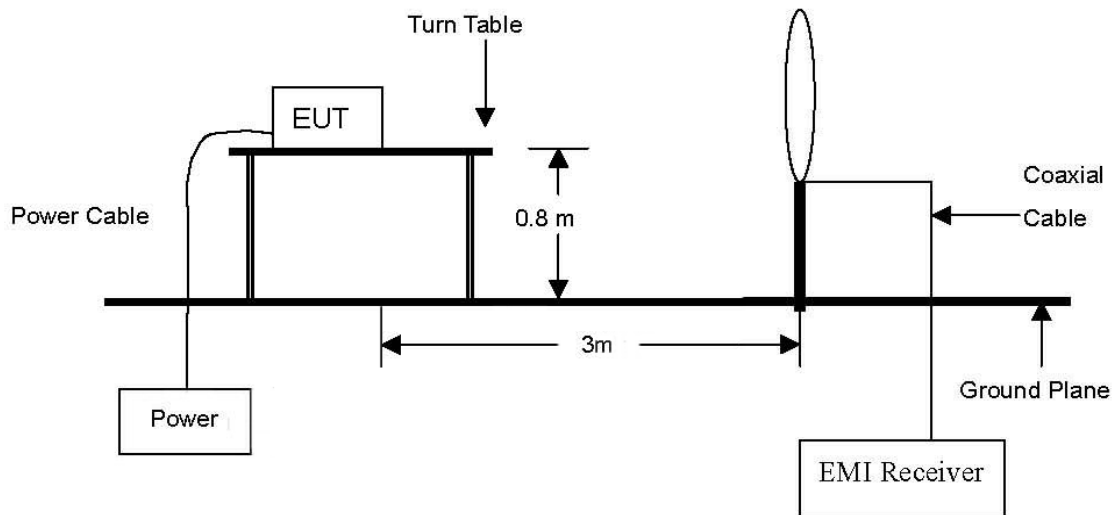
NR Band	Band width (MHz)	Modulation		Low Freq. (MHz)	Upper Freq. (MHz)	Conducted Average (dB m)	Ant. Gain (dB i)	E.R.P. / E.I.R.P. Average (dB m)	E.R.P. / E.I.R.P. Average (W)	Emission Designator
n14	5	DFT-S OFDM	BPSK	790.5	795.5	23.66	2.53	24.04	0.254	4M48G7D
			QPSK			23.72		24.10	0.257	4M49G7D
			16QAM			22.70		23.08	0.203	4M49D7D
		CP-OFDM	QPSK			22.26		22.64	0.184	4M51G7D
			16QAM			21.74		22.12	0.163	4M48D7D
			BPSK			23.66		24.04	0.254	8M89G7D
	10	DFT-S OFDM	QPSK	793.0	793.0	23.75		24.13	0.259	8M93G7D
			16QAM			22.67		23.05	0.202	8M93D7D
			BPSK			22.26		22.64	0.184	9M27G7D
		CP-OFDM	QPSK			21.73		22.11	0.163	9M25D7D
			16QAM			23.43		27.63	0.579	4M48G7D
			BPSK			23.48		27.68	0.586	4M47G7D
n66	5	DFT-S OFDM	QPSK	1 712.5	1 777.5	22.28	4.20	26.48	0.445	4M49D7D
			16QAM			21.99		26.19	0.416	4M51G7D
			BPSK			21.42		25.62	0.365	4M47D7D
		CP-OFDM	QPSK			23.61		27.81	0.604	8M91G7D
			16QAM			23.66		27.86	0.611	8M91G7D
			BPSK			22.10		26.30	0.427	8M91D7D
	10	DFT-S OFDM	QPSK	1 715.0	1 775.0	21.90		26.10	0.407	9M29G7D
			16QAM			21.29		25.49	0.354	9M27D7D
			BPSK			23.71		23.71	0.235	13M5G7D
		CP-OFDM	QPSK			23.76		23.76	0.238	13M5G7D
			16QAM			22.67		26.87	0.486	13M5D7D
			BPSK			22.37		26.57	0.454	14M1G7D
	15	DFT-S OFDM	QPSK	1 717.5	1 772.5	21.81		26.01	0.399	14M1D7D
			16QAM			23.66		27.86	0.611	17M9G7D
			BPSK			23.74		27.94	0.622	17M9G7D
		CP-OFDM	QPSK			22.68		26.88	0.488	17M9D7D
			16QAM			22.35		26.55	0.452	18M9G7D
			BPSK			21.80		26.00	0.398	18M9D7D
	20	DFT-S OFDM	QPSK	1 720.0	1 770.0	23.72		27.92	0.619	22M8G7D
			16QAM			23.63		27.83	0.607	22M9G7D
			BPSK			22.72		26.92	0.492	22M9D7D
		CP-OFDM	QPSK			22.18		26.38	0.435	23M8G7D
			16QAM			21.38		25.58	0.361	23M7D7D
			BPSK			23.70		27.90	0.617	28M5G7D
25	DFT-S OFDM	QPSK	1 722.5	1 767.5	23.58	27.78	0.600	28M5G7D		
		16QAM			22.78	26.98	0.499	28M5D7D		
		BPSK			22.17	26.37	0.434	28M5G7D		
	CP-OFDM	QPSK			21.57	25.77	0.378	28M6D7D		
		16QAM			23.84	28.04	0.637	38M5G7D		
		BPSK			23.79	27.99	0.630	38M6G7D		
30	DFT-S OFDM	16QAM	1 725.0	1 765.0	22.68	26.88	0.488	38M5D7D		
		QPSK			22.37	26.57	0.454	38M5G7D		
		BPSK			21.83	26.03	0.401	38M6D7D		
	CP-OFDM	QPSK			23.84	28.04	0.637	38M5G7D		
		16QAM			23.79	27.99	0.630	38M6G7D		
		BPSK			22.68	26.88	0.488	38M5D7D		
40	DFT-S OFDM	QPSK	1 730.0	1 760.0	22.37	26.57	0.454	38M5G7D		
		16QAM			21.83	26.03	0.401	38M6D7D		
		BPSK			23.84	28.04	0.637	38M5G7D		
	CP-OFDM	QPSK			23.79	27.99	0.630	38M6G7D		
		16QAM			22.68	26.88	0.488	38M5D7D		
		BPSK			22.37	26.57	0.454	38M5G7D		

NR Band	Band width (MHz)	Modulation		Low Freq. (MHz)	Upper Freq. (MHz)	Conducted Average (dB m)	Ant. Gain (dB i)	E.R.P. / E.I.R.P. Average (dB m)	E.R.P. / E.I.R.P. Average (W)	Emission Designator
n71	5	DFT-S OFDM	BPSK	665.5	695.5	23.69	-0.17	21.37	0.137	4M47G7D
			QPSK			23.75		21.43	0.139	4M47G7D
			16QAM			22.70		20.38	0.109	4M48D7D
		CP- OFDM	QPSK			22.33		20.01	0.100	4M50G7D
			16QAM			21.73		19.41	0.087	4M50D7D
			10			DFT-S OFDM		BPSK	668.0	693.0
	QPSK	23.77		21.45	0.140			8M91G7D		
	16QAM	22.64		20.32	0.108			8M93D7D		
	CP- OFDM	QPSK		22.43	20.11	0.103		9M25G7D		
		16QAM		21.69	19.37	0.086		9M27D7D		
		15		DFT-S OFDM	BPSK	670.5		690.5		
	QPSK		23.69		21.37				0.137	13M5G7D
	16QAM		22.63		20.31				0.107	13M5D7D
	CP- OFDM		QPSK	22.32	20.00				0.100	14M1G7D
			16QAM	21.71	19.39				0.087	14M1D7D
			20	DFT-S OFDM	BPSK				673.0	688.0
	QPSK	23.74			21.42	0.139		17M9G7D		
	16QAM	22.57			20.25	0.106		17M9D7D		
	CP- OFDM	QPSK		22.37	20.05	0.101		18M9G7D		
		16QAM		21.77	19.45	0.088		18M9D7D		

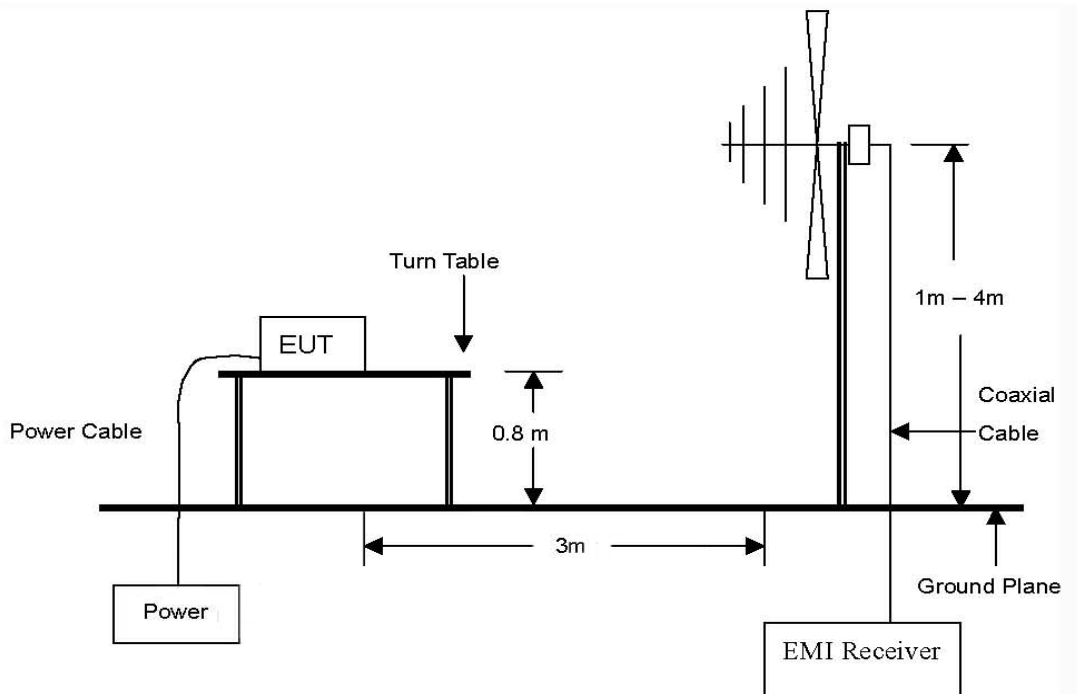
2. E.R.P. / E.I.R.P. & Radiated Spurious Emissions

2.1. Test setup

The diagram below shows the test setup that is utilized to make the measurements for emission from 9 MHz to 30 MHz.



The diagram below shows the test setup that is utilized to make the measurements for emission from 30 MHz to 1 GHz Emissions.



The diagram below shows the test setup that is utilized to make the measurements for emission from 1 GHz to 30 GHz Emissions.

2.2. Limit

2.2.1. Limit of E.R.P. / E.I.R.P.

- §22.913(a)(5), the ERP of mobile transmitters and auxiliary test transmitters must not exceed 7 watts.
- §24.232(c), mobile and portable stations are limited to 2 watts EIRP and the equipment must employ a means for limiting power to the minimum necessary for successful communications.
- §27.50(b)(9), Control stations and mobile stations transmitting in the 746-757 MHz, 776-788 MHz, and 805-806 MHz bands and fixed stations transmitting in the 787-788 MHz and 805-806 MHz bands are limited to 30 watts ERP.
- §27.50(c)(9), Control and mobile stations in the 698-746 MHz band are limited to 30 watts ERP.
- §27.50(c)(10), portable stations (hand-held devices) in the 600 MHz uplink band and the 698-746 MHz band, and fixed and mobile stations in the 600 MHz uplink band are limited to 3 watts ERP.
- §27.50(d)(4), fixed, mobile, and portable (hand-held) stations operating in the 1 710-1 755 MHz band and mobile and portable stations operating in the 1 695-1 710 MHz and 1 755-1 780 MHz bands are limited to 1 watt EIRP.
- §27.50(h)(2), Mobile and other user stations. Mobile stations are limited to 2.0 watts EIRP. All user stations are limited to 2.0 watts transmitter output power.
- §90.542(a)(6), Control stations and mobile stations transmitting in the 758-768 MHz band and the 788-798 MHz band are limited to 30 watts ERP.
- §90.635(b), the maximum output power of the transmitter for mobile stations is 100 watts (20 dBW).

2.2.2. Limit of Radiated Spurious Emissions

- §22.917(a), the power of any emission outside of the authorized operating frequency ranges must be attenuated below the transmitting power (P) by a factor of at least $43 + 10\log(P)$ dB.
- §24.238(a), the power of any emission outside of the authorized operating frequency ranges must be attenuated below the transmitting power (P) by a factor of at least $43 + 10 \log(P)$ dB.
- §27.53(c)(2), on any frequency outside the 776-788 MHz band, the power of any emission shall be attenuated outside the band below the transmitter power (P) by at least $43 + 10 \log (P)$ dB.
- §27.53(f), For operations in the 746-758 MHz, 775-788 MHz, and 805-806 MHz bands, emissions in the band 1 559-1 610 MHz shall be limited to -70 dBW/MHz equivalent isotropically radiated power (EIRP) for wideband signals, and -80 dBW EIRP for discrete emissions of less than 700 Hz bandwidth. For the purpose of equipment authorization, a transmitter shall be tested with an antenna that is representative of the type that will be used with the equipment in normal operation.
- §27.53(g), the power of any emission outside a licensee's frequency band(s) of operation shall be attenuated below the transmitter power (P) within the licensed band(s) of operation, measured in watts, by at least $43 + 10 \log (P)$ dB.
- §27.53(h)(1), for operations in the 1 695-1 710 MHz, 1 710-1 755 MHz, 1 755-1 780 MHz, 1 915-1 920 MHz, 1 995-2 000 MHz, 2 000-2 020 MHz, 2 110-2 155 MHz, 2 155-2 180 MHz, and 2 180-2 200 bands, the power of any emission outside a licensee's frequency block shall be attenuated below the transmitter power (P) in watts by at least $43 + 10 \log_{10} (P)$ dB.
- §27.53(m)(4), for mobile digital stations, the attenuation factor shall be not less than $40 + 10 \log_{10} (P)$ dB on all frequencies between the channel edge and 5 megahertz from the channel edge, $43 + 10 \log_{10} (P)$ dB on all frequencies between 5 megahertz and X megahertz from the channel edge, and $55 + 10 \log_{10} (P)$ dB on all frequencies more than X megahertz from the channel edge, where X is the greater of 6 megahertz or the actual emission bandwidth as defined in paragraph (m)(6) of this section. In addition, the attenuation factor shall not be less that $43 + 10 \log_{10} (P)$ dB on all frequencies between 2 490.5 MHz and 2 496 MHz and $55 + 10 \log_{10} (P)$ dB at or below 2 490.5 MHz. Mobile Satellite Service licensees operating on frequencies below 2 495 MHz may also submit a documented interference complaint against BRS licensees operating on channel BRS Channel 1 on the same terms and conditions as adjacent channel BRS or EBS licensees.

- §90.543(e), For operations in the 758-768 MHz and the 788-798 MHz bands, the power of any emission outside the licensee's frequency band(s) of operation shall be attenuated below the transmitter power (P) within the licensed band(s) of operation, measured in watts, in accordance with the following:

(1) On all frequencies between 769-775 MHz and 799-805 MHz, by a factor not less than $76 + 10 \log (P)$ dB in a 6.25 kHz band segment, for base and fixed stations.

(2) On all frequencies between 769-775 MHz and 799-805 MHz, by a factor not less than $65 + 10 \log (P)$ dB in a 6.25 kHz band segment, for mobile and portable stations.

(3) On any frequency between 775-788 MHz, above 805 MHz, and below 758 MHz, by at least $43 + 10 \log (P)$ dB.

(4) Compliance with the provisions of paragraphs (e)(1) and (2) of this section is based on the use of measurement instrumentation such that the reading taken with any resolution bandwidth setting should be adjusted to indicate spectral energy in a 6.25 kHz segment.

(5) Compliance with the provisions of paragraph (e)(3) of this section is based on the use of measurement instrumentation employing a resolution bandwidth of 100 kHz or greater. However, in the 100 kHz bands immediately outside and adjacent to the frequency block, a resolution bandwidth of 30 kHz may be employed.

(f) For operations in the 758-775 MHz and 788-805 MHz bands, all emissions including harmonics in the band 1 559-1 610 MHz shall be limited to -70 dBW/MHz equivalent isotropically radiated power (EIRP) for wideband signals, and -80 dBW EIRP for discrete emissions of less than 700 Hz bandwidth. For the purpose of equipment authorization, a transmitter shall be tested with an antenna that is representative of the type that will be used with the equipment in normal operation.

- §90.691(a), out-of-band emission requirement shall apply only to the "outer" channels included in an EA license and to spectrum adjacent to interior channels used by incumbent licensees. The emission limits are as follows:

(1) For any frequency removed from the EA licensee's frequency block by up to and including 37.5 kHz, the power of any emission shall be attenuated below the transmitter power (P) in watts by at least $116 \log_{10} (f / 6.1)$ decibels or $50 + 10 \log_{10} (P)$ decibels or 80 decibels, whichever is the lesser attenuation, where f is the frequency removed from the center of the outer channel in the block in kilohertz and where f is greater than 12.5 kHz.

(2) For any frequency removed from the EA licensee's frequency block greater than 37.5 kHz, the power of any emission shall be attenuated below the transmitter power (P) in watts by at least $43 + 10 \log_{10} (P)$ decibels or 80 decibels, whichever is the lesser attenuation, where f is the frequency removed from the center of the outer channel in the block in kilohertz and where f is greater than 37.5 kHz.

2.3. Test Procedure

2.3.1. E.R.P. or E.I.R.P. from conducted RF output power

According to subclause 5.2.5.5 of ANSI C63.26-2015 E.R.P. and E.I.R.P. are defined as the product of the power supplied to the antenna and its gain.

The relevant equation for determining the E.R.P. or E.I.R.P. from the conducted RF output power measured using the guidance provided above is:

$$E.R.P. \text{ or } E.I.R.P. = P_{Meas} + G_T$$

where:

E.R.P. or E.I.R.P. = effective radiated power or equivalent isotropically radiated power, respectively (expressed in the same units as P_{Meas} , typically dBW or dBm);

P_{Meas} = measured transmitter output power or PSD, in dBm or dBW;

G_T = gain of the transmitting antenna, in dBd (ERP) or dBi (EIRP);

2.3.2. Radiated Spurious Emissions

The test based on ANSI/TIA 603E: 2016 and ANSI C63.26-2015 and KDB 971168 D01 Power Meas License Digital Systems v03r01.

1. On a test site, the EUT shall be placed at 0.8 m or 1.5 m height on a turn table, and in the position close to normal use as declared by the applicant.
2. The test antenna shall be oriented initially for vertical polarization located 3 m from EUT to correspond to the fundamental frequency of the transmitter.
3. The output of the test antenna shall be connected to the measuring receiver and the peak detector is used for the measurement.
4. Radiated spurious emissions measurement method was set as follows:
 RBW = 100 kHz for emissions below 1 GHz and 1 MHz for emissions above 1 GHz, VBW ≥ 3 x RBW,
 Detector = RMS, trace mode = max hold, per the guidelines of KDB 971168 D01 Power Meas License Digital Systems v03r01.
5. The transmitter shall be switched on, the measuring receiver shall be tuned to the frequency of the transmitter under test.
6. The test antenna shall be raised and lowered through the specified range of height until the maximum signal level is detected by the measuring receiver.
7. The transmitter shall be rotated through 360° in the horizontal plane, until the maximum signal level is detected by the measuring receiver.
8. The test antenna shall be raised and lowered again through the specified range of height until the maximum signal level is detected by the measuring receiver.
9. The maximum signal level detected by the measuring receiver shall be noted.
10. In necessary, the input attenuator setting on the measuring receiver shall be adjusted in order to increase the sensitivity of the measuring receiver.
11. The test antenna shall be raised and lowered through the specified range of height to ensure that the maximum signal is received.
12. The measurement shall be repeated with the test antenna orientated for horizontal polarization.

2.4. Test Results

Ambient temperature : (23 ± 1) °C
 Relative humidity : 47 % R.H.

2.4.1. E.R.P. / E.I.R.P.

Band	Frequency (MHz)	Maximum Conducted Power (dB m)	Maximum Conducted Power (W)	Antenna Gain (dB i)	Maximum E.I.R.P. (dB m)	Maximum E.I.R.P. (W)	Maximum E.R.P. (dB m)	Maximum E.R.P. (W)	Output Power Limit
n7	2 500 ~ 2 570	23.45	0.221	4.43	27.88	0.614			2 W E.I.R.P.
n12	699 ~ 716	23.70	0.234	3.02	26.72	0.470	24.57	0.286	30 W E.R.P.
n13	777 ~ 787	23.61	0.230	1.01	24.62	0.290	22.47	0.177	30 W E.R.P.
n14	788 ~ 798	23.75	0.237	2.53	26.28	0.425	24.13	0.259	30 W E.R.P.
n25/2	1 850 ~ 1 915	23.55	0.226	1.90	25.45	0.351			2 W E.I.R.P.
n26/5 part 22	824 ~ 849	23.56	0.227	1.99	25.55	0.359	23.40	0.219	7 W E.R.P.
n26 part 90	814 ~ 824	23.52	0.225	0.72	24.24	0.265	22.09	0.162	100 W
n66	1 710 ~ 1 755	23.84	0.242	4.20	28.04	0.637			1 W E.I.R.P.
n71	663 ~ 698	23.77	0.238	-0.17	23.60	0.229	21.45	0.140	3 W E.R.P.

Remark;

1. E.I.R.P. (dB m) = Maximum Conducted Power (dB m) + Antenna Gain (dB i)
2. E.R.P. (dB m) = E.I.R.P. (dB m) - 2.15 (dB); where E.R.P. and E.I.R.P. are expressed in consistent units.

2.4.2. Radiated Spurious Emissions

NR Band 25/2 (10 MHz - DFT-S-OFDM BPSK)

Frequency (MHz)	Measured Level (dB μ V)	Ant. Pol.	AF (dB/m)	AMP+CL (dB)	E (dB μ V/m)	CF (dB)	E.I.R.P. (dB m)	Limit (dB m)	Margin (dB)
Low Channel (1 855.0 MHz)									
5 551.83	40.08	H	34.10	-29.67	44.51	-95.26	-50.76	-13	37.76
Above 5 600.00	Not detected	-	-	-	-	-	-	-	-
Middle Channel (1 882.5 MHz)									
5 634.28	40.21	H	34.10	-26.66	47.65	-95.26	-47.61	-13	34.61
Above 5 700.00	Not detected	-	-	-	-	-	-	-	-
High Channel (1 910.0 MHz)									
5 716.66	41.71	H	34.13	-28.62	47.22	-95.26	-48.04	-13	35.04
Above 5 800.00	Not detected	-	-	-	-	-	-	-	-

NR Band 26/5 Part 22 (20 MHz - DFT-S-OFDM QPSK)

Frequency (MHz)	Measured Level (dB μ V)	Ant. Pol.	AF (dB/m)	AMP+CL (dB)	E (dB μ V/m)	CF (dB)	E.R.P. (dB m)	Limit (dB m)	Margin (dB)
Low Channel (834.0 MHz)									
1 649.47	52.83	H	25.80	-36.61	42.02	-97.41	-55.39	-13	42.39
1 649.59	53.90	V	25.80	-36.61	43.09	-97.41	-54.32	-13	41.32
2 474.14	77.80	H	28.30	-33.02	73.08	-97.41	-24.33	-13	11.33
2 474.20	83.03	V	28.30	-33.02	78.31	-97.41	-19.10	-13	6.10
3 298.88	46.39	H	31.00	-32.89	44.50	-97.41	-52.92	-13	39.92
3 298.96	49.60	V	31.00	-32.89	47.71	-97.41	-49.70	-13	36.70
4 123.68	61.09	H	32.10	-29.34	63.85	-97.41	-33.56	-13	20.56
4 123.97	64.83	V	32.10	-29.35	67.58	-97.41	-29.83	-13	16.83
5 773.12	51.19	H	34.25	-28.88	56.56	-97.41	-40.85	-13	27.85
5 772.99	56.97	V	34.25	-28.88	62.34	-97.41	-35.07	-13	22.07
7 422.45	45.80	V	36.26	-27.75	54.31	-97.41	-43.10	-13	30.10
Above 7 500.00	Not detected	-	-	-	-	-	-	-	-
Middle Channel (836.5 MHz)									
1 654.52	52.11	H	25.88	-36.53	41.46	-97.41	-55.96	-13	42.96
1 654.45	56.06	V	25.88	-36.53	45.41	-97.41	-52.00	-13	39.00
2 481.73	72.90	H	28.33	-33.36	67.87	-97.41	-29.54	-13	16.54
2 481.71	77.39	V	28.33	-33.36	72.36	-97.41	-25.05	-13	12.05
3 309.08	45.89	H	31.00	-32.96	43.93	-97.41	-53.48	-13	40.48
3 308.99	50.55	V	31.00	-32.95	48.60	-97.41	-48.81	-13	35.81
4 136.13	57.56	H	32.10	-29.93	59.73	-97.41	-37.68	-13	24.68
4 136.21	62.49	V	32.10	-29.93	64.66	-97.41	-32.76	-13	19.76
5 790.49	49.47	H	34.28	-27.27	56.48	-97.41	-40.93	-13	27.93
5 790.62	54.05	V	34.28	-27.25	61.08	-97.41	-36.33	-13	23.33
7 445.06	44.33	V	36.21	-27.44	53.10	-97.41	-44.31	-13	31.31
Above 7 500.00	Not detected	-	-	-	-	-	-	-	-

Frequency (MHz)	Measured Level (dB μ V)	Ant. Pol.	AF (dB/m)	AMP+CL (dB)	E (dB μ V/m)	CF (dB)	E.R.P. (dB m)	Limit (dB m)	Margin (dB)
High Channel (839.0 MHz)									
1 659.53	54.38	H	25.97	-36.45	43.90	-97.41	-53.52	-13	40.52
1 659.29	54.02	V	25.97	-36.45	43.54	-97.41	-53.87	-13	40.87
2 489.21	76.91	H	28.36	-33.79	71.48	-97.41	-25.93	-13	12.93
2 489.13	79.78	V	28.36	-33.79	74.35	-97.41	-23.06	-13	10.06
3 299.00	39.38	H	31.00	-32.89	37.49	-97.41	-59.92	-13	46.92
3 290.80	39.39	V	30.96	-32.90	37.45	-97.41	-59.96	-13	46.96
4 148.62	57.34	H	32.10	-30.52	58.92	-97.41	-38.49	-13	25.49
4 148.65	59.74	V	32.10	-30.52	61.32	-97.41	-36.09	-13	23.09
5 808.22	49.72	H	34.32	-27.07	56.97	-97.41	-40.44	-13	27.44
5 808.27	57.44	V	34.32	-27.08	64.68	-97.41	-32.73	-13	19.73
7 467.48	41.12	V	36.17	-27.74	49.55	-97.41	-47.86	-13	34.86
Above 7 500.00	Not detected	-	-	-	-	-	-	-	-

NR Band 26_Part 90 (10 MHz - DFT-S-OFDM QPSK)

Frequency (MHz)	Measured Level (dB μ V)	Ant. Pol.	AF (dB/m)	AMP+CL (dB)	E (dB μ V/m)	CF (dB)	E.R.P. (dB m)	Limit (dB m)	Margin (dB)
Middle Channel (819.0 MHz)									
1 629.13	52.72	H	25.63	-36.50	41.85	-97.41	-55.56	-13	42.56
1 629.24	50.42	V	25.63	-36.50	39.55	-97.41	-57.86	-13	44.86
2 443.82	73.77	H	28.19	-34.22	67.74	-97.41	-29.67	-13	16.67
2 443.75	77.00	V	28.19	-34.22	70.97	-97.41	-26.44	-13	13.44
3 258.23	44.69	H	30.83	-32.76	42.76	-97.41	-54.65	-13	41.65
3 258.46	46.97	V	30.83	-32.76	45.04	-97.41	-52.37	-13	39.37
4 073.00	56.96	H	32.10	-31.41	57.65	-97.41	-39.76	-13	26.76
4 073.05	61.97	V	32.10	-31.41	62.66	-97.41	-34.75	-13	21.75
5 702.09	50.12	H	34.10	-28.25	55.97	-97.41	-41.44	-13	28.44
5 701.96	48.14	V	34.10	-28.25	53.99	-97.41	-43.42	-13	30.42
Above 5 800.00	Not detected	-	-	-	-	-	-	-	-

NR Band 7 (15 MHz - DFT-S-OFDM QPSK)

Frequency (MHz)	Measured Level (dB μ V)	Ant. Pol.	AF (dB/m)	AMP+CL (dB)	E (dB μ V/m)	CF (dB)	E.I.R.P. (dB m)	Limit (dB m)	Margin (dB)
Low Channel (2 507.5 MHz)									
7 501.98	45.69	V	36.10	-27.35	54.44	-95.26	-40.82	-25	15.82
Above 7 600.00	Not detected	-	-	-	-	-	-	-	-
Middle Channel (2 535.0 MHz)									
7 584.52	45.93	V	36.00	-27.47	54.46	-95.26	-40.80	-25	15.80
Above 7 600.00	Not detected	-	-	-	-	-	-	-	-
High Channel (2 562.5 MHz)									
7 666.74	42.49	V	35.97	-26.74	51.72	-95.26	-43.54	-25	18.54
Above 7 700.00	Not detected	-	-	-	-	-	-	-	-

NR Band 12 (10 MHz - DFT-S-OFDM QPSK)

Frequency (MHz)	Measured Level (dB μ V)	Ant. Pol.	AF (dB/m)	AMP+CL (dB)	E (dB μ V/m)	CF (dB)	E.R.P. (dB m)	Limit (dB m)	Margin (dB)
Low Channel (704.0 MHz)									
1 416.72	54.90	H	25.13	-37.38	42.65	-97.41	-54.76	-13	41.76
1 416.67	54.55	V	25.13	-37.38	42.30	-97.41	-55.11	-13	42.11
2 125.20	57.21	H	27.75	-34.13	50.83	-97.41	-46.58	-13	33.58
2 125.24	57.18	V	27.75	-34.13	50.80	-97.41	-46.61	-13	33.61
3 542.06	45.24	H	31.18	-32.55	43.87	-97.41	-53.54	-13	40.54
3 541.95	48.22	V	31.18	-32.55	46.85	-97.41	-50.56	-13	37.56
6 380.35	34.72	V	34.90	-28.23	41.39	-97.41	-56.02	-13	43.02
Above 6 400.00	Not detected	-	-	-	-	-	-	-	-
Middle Channel (707.5 MHz)									
1 423.79	54.21	H	25.15	-37.35	42.01	-97.41	-55.40	-13	42.40
1 423.68	51.13	V	25.15	-37.35	38.93	-97.41	-58.48	-13	45.48
2 135.67	57.20	H	27.69	-34.46	50.43	-97.41	-46.98	-13	33.98
2 135.61	58.50	V	27.69	-34.46	51.73	-97.41	-45.68	-13	32.68
3 559.57	64.66	H	31.24	-32.20	63.70	-97.41	-33.71	-13	20.71
3 559.41	65.83	V	31.24	-32.20	64.87	-97.41	-32.54	-13	19.54
6 407.01	43.32	V	34.89	-26.99	51.22	-97.41	-46.19	-13	33.19
Above 6 500.00	Not detected	-	-	-	-	-	-	-	-
High Channel (711.0 MHz)									
1 430.76	54.97	H	25.16	-37.29	42.84	-97.41	-54.57	-13	41.57
1 430.77	51.04	V	25.16	-37.29	38.91	-97.41	-58.50	-13	45.50
2 146.18	57.98	H	27.62	-34.80	50.80	-97.41	-46.61	-13	33.61
2 146.22	63.36	V	27.62	-34.80	56.18	-97.41	-41.23	-13	28.23
3 577.03	64.06	H	31.31	-31.55	63.82	-97.41	-33.59	-13	20.59
3 576.95	61.91	V	31.31	-31.55	61.67	-97.41	-35.74	-13	22.74
6 438.77	42.99	V	34.82	-27.62	50.19	-97.41	-47.22	-13	34.22
Above 6 500.00	Not detected	-	-	-	-	-	-	-	-

NR Band 13 (10 MHz - DFT-S-OFDM QPSK)

Frequency (MHz)	Measured Level (dB μ V)	Ant. Pol.	AF (dB/m)	AMP+CL (dB)	E (dB μ V/m)	CF (dB)	E.R.P. (dB m)	Limit (dB m)	Margin (dB)
Middle Channel (782.0 MHz)									
1 555.23	45.81	H	25.22	-36.07	34.96	-97.41	-62.46	-13	49.46
2 332.75	61.49	H	28.10	-34.07	55.52	-97.41	-41.89	-13	28.89
2 332.84	68.67	V	28.10	-34.07	62.70	-97.41	-34.72	-13	21.72
3 887.86	47.15	V	32.30	-30.13	49.32	-97.41	-48.09	-13	35.09
Above 3 900.00	Not detected	-	-	-	-	-	-	-	-

NR Band 14 (10 MHz - DFT-S-OFDM QPSK)

Frequency (MHz)	Measured Level (dB μ V)	Ant. Pol.	AF (dB/m)	AMP+CL (dB)	E (dB μ V/m)	CF (dB)	E.R.P. (dB m)	Limit (dB m)	Margin (dB)
Middle Channel (793.0 MHz)									
1 577.41	52.32	H	25.31	-36.27	41.36	-95.26	-53.90	-40	13.90
1 576.98	49.13	V	25.31	-36.30	38.14	-95.26	-57.12	-40	17.12
2 365.78	61.89	H	28.17	-33.17	56.89	-97.41	-40.52	-13	27.52
2 365.69	67.87	V	28.17	-33.17	62.87	-97.41	-34.54	-13	21.54
3 942.99	44.71	H	32.30	-31.23	45.78	-97.41	-51.63	-13	38.63
3 942.84	50.77	V	32.30	-31.22	51.85	-97.41	-45.56	-13	32.56
Above 4 000.00	Not detected	-	-	-	-	-	-	-	-

NR Band 66 (40 MHz - DFT-S-OFDM BPSK)

Frequency (MHz)	Measured Level (dB μ V)	Ant. Pol.	AF (dB/m)	AMP+CL (dB)	E (dB μ V/m)	CF (dB)	E.I.R.P. (dB m)	Limit (dB m)	Margin (dB)
Low Channel (1 730.0 MHz)									
5 132.34	37.26	V	33.56	-29.88	40.94	-95.26	-54.32	-13	41.32
Above 5 200.00	Not detected	-	-	-	-	-	-	-	-
Middle Channel (1 745.0 MHz)									
5 177.63	41.98	V	33.66	-29.27	46.37	-95.26	-48.89	-13	35.89
Above 5 200.00	Not detected	-	-	-	-	-	-	-	-
High Channel (1 760.0 MHz)									
5 222.67	38.11	V	33.75	-30.11	41.75	-95.26	-53.52	-13	40.52
Above 5 300.00	Not detected	-	-	-	-	-	-	-	-

NR Band 71 (10 MHz - DFT-S-OFDM QPSK)

Frequency (MHz)	Measured Level (dB μ V)	Ant. Pol.	AF (dB/m)	AMP+CL (dB)	E (dB μ V/m)	CF (dB)	E.R.P. (dB m)	Limit (dB m)	Margin (dB)
Low Channel (668.0 MHz)									
1 344.82	52.20	H	25.01	-37.12	40.09	-97.41	-57.32	-13	44.32
2 017.20	59.60	H	27.73	-34.52	52.81	-97.41	-44.60	-13	31.60
2 017.16	66.48	V	27.73	-34.52	59.69	-97.41	-37.72	-13	24.72
3 362.06	52.84	H	31.00	-32.76	51.08	-97.41	-46.33	-13	33.33
Above 3 400.00	Not detected	-	-	-	-	-	-	-	-
Middle Channel (680.5 MHz)									
1 369.91	51.03	H	25.04	-37.56	38.51	-97.41	-58.90	-13	45.90
2 054.71	58.62	H	27.81	-34.45	51.98	-97.41	-45.43	-13	32.43
2 054.73	64.56	V	27.81	-34.45	57.92	-97.41	-39.49	-13	26.49
3 424.57	56.02	H	31.00	-31.28	55.74	-97.41	-41.67	-13	28.67
Above 3 500.00	Not detected	-	-	-	-	-	-	-	-
High Channel (693.0 MHz)									
1 394.76	54.80	H	25.09	-37.49	42.40	-97.41	-55.01	-13	42.01
2 092.28	59.33	H	27.88	-33.76	53.45	-97.41	-43.96	-13	30.96
2 092.21	71.06	V	27.88	-33.77	65.17	-97.41	-32.24	-13	19.24
3 487.14	76.79	H	31.07	-32.47	75.39	-97.41	-22.02	-13	9.02
Above 3 500.00	Not detected	-	-	-	-	-	-	-	-

ENDC

5A-n2A (10 MHz - DFT-S-OFDM BPSK)

Frequency (MHz)	Measured Level (dB μ V)	Ant. Pol.	AF (dB/m)	AMP+CL (dB)	E (dB μ V/m)	CF (dB)	E.I.R.P. (dB m)	Limit (dB m)	Margin (dB)
Low Channel (1 855.0 MHz)									
Below 1 000.00	Not detected	-	-	-	-	-	-	-	-
Above 1 000.00	Not detected	-	-	-	-	-	-	-	-
Middle Channel (1 880.0 MHz)									
Below 1 000.00	Not detected	-	-	-	-	-	-	-	-
Above 1 000.00	Not detected	-	-	-	-	-	-	-	-
High Channel (1 905.0 MHz)									
Below 1 000.00	Not detected	-	-	-	-	-	-	-	-
Above 1 000.00	Not detected	-	-	-	-	-	-	-	-

7A-n5A (20 MHz - DFT-S-OFDM BPSK)

Frequency (MHz)	Measured Level (dB μ V)	Ant. Pol.	AF (dB/m)	AMP+CL (dB)	E (dB μ V/m)	CF (dB)	E.R.P. (dB m)	Limit (dB m)	Margin (dB)
Low Channel (834.0 MHz)									
1 649.27	48.51	H	25.79	-36.60	37.70	-97.41	-59.71	-13	46.71
1 649.24	45.59	V	25.79	-36.60	34.78	-97.41	-62.63	-13	49.63
2 473.83	55.47	H	28.30	-33.03	50.74	-97.41	-46.67	-13	33.67
2 473.57	51.94	V	28.29	-33.05	47.18	-97.41	-50.23	-13	37.23
Above 2 500.00	Not detected	-	-	-	-	-	-	-	-
Middle Channel (836.5 MHz)									
1 664.23	47.57	H	26.06	-36.36	37.27	-97.41	-60.14	-13	47.14
1 664.09	47.58	V	26.05	-36.37	37.26	-97.41	-60.15	-13	47.15
2 496.38	58.14	H	28.39	-34.19	52.34	-97.41	-45.07	-13	32.07
2 496.27	53.01	V	28.39	-34.19	47.21	-97.41	-50.20	-13	37.20
Above 2 500.00	Not detected	-	-	-	-	-	-	-	-
High Channel (839.0 MHz)									
1 679.16	46.79	H	26.32	-36.19	36.92	-97.41	-60.49	-13	47.49
1 679.08	48.58	V	26.32	-36.19	38.71	-97.41	-58.70	-13	45.70
2 518.82	53.12	H	28.48	-34.34	47.26	-97.41	-50.16	-13	37.16
2 518.84	50.87	V	28.48	-34.34	45.01	-97.41	-52.40	-13	39.40
Above 2 600.00	Not detected	-	-	-	-	-	-	-	-

71A-n66A (40 MHz - DFT-S-OFDM BPSK)

Frequency (MHz)	Measured Level (dB μ V)	Ant. Pol.	AF (dB/m)	AMP+CL (dB)	E (dB μ V/m)	CF (dB)	E.I.R.P. (dB m)	Limit (dB m)	Margin (dB)
Low Channel (1 730.0 MHz)									
Below 1 000.00	Not detected	-	-	-	-	-	-	-	-
Above 1 000.00	Not detected	-	-	-	-	-	-	-	-
Middle Channel (1 745.0 MHz)									
Below 1 000.00	Not detected	-	-	-	-	-	-	-	-
Above 1 000.00	Not detected	-	-	-	-	-	-	-	-
High Channel (1 760.0 MHz)									
Below 1 000.00	Not detected	-	-	-	-	-	-	-	-
Above 1 000.00	Not detected	-	-	-	-	-	-	-	-

66A-n71A (10 MHz - DFT-S-OFDM QPSK)

Frequency (MHz)	Measured Level (dB μ V)	Ant. Pol.	AF (dB/m)	AMP+CL (dB)	E (dB μ V/m)	CF (dB)	E.R.P. (dB m)	Limit (dB m)	Margin (dB)
Low Channel (668.0 MHz)									
1 344.75	53.28	H	25.01	-37.12	41.17	-97.41	-56.24	-13	43.24
1 344.72	51.16	V	25.01	-37.11	39.06	-97.41	-58.35	-13	45.35
2 017.24	53.64	H	27.73	-34.52	46.85	-97.41	-50.56	-13	37.56
2 017.12	56.48	V	27.73	-34.52	49.69	-97.41	-47.72	-13	34.72
Above 2 100.00	Not detected	-	-	-	-	-	-	-	-
Middle Channel (680.5 MHz)									
1 369.81	50.80	H	25.04	-37.56	38.28	-97.41	-59.14	-13	46.14
1 369.72	51.78	V	25.04	-37.55	39.27	-97.41	-58.14	-13	45.14
2 054.71	57.83	H	27.81	-34.45	51.19	-97.41	-46.22	-13	33.22
2 054.76	58.35	V	27.81	-34.45	51.71	-97.41	-45.70	-13	32.70
Above 2 100.00	Not detected	-	-	-	-	-	-	-	-
High Channel (693.0 MHz)									
1 394.77	50.88	H	25.09	-37.49	38.48	-97.41	-58.93	-13	45.93
1 394.72	50.32	V	25.09	-37.49	37.92	-97.41	-59.49	-13	46.49
2 092.11	55.18	H	27.88	-33.77	49.29	-97.41	-48.12	-13	35.12
2 092.58	54.18	V	27.89	-33.76	48.31	-97.41	-49.10	-13	36.10
Above 2 100.00	Not detected	-	-	-	-	-	-	-	-

NR-Inter CA

n2A-n14A

Frequency (MHz)	Measured Level (dBμV)	Ant. Pol.	AF (dB/m)	AMP+CL (dB)	E (dBμV/m)	CF (dB)	E.I.R.P. (dB m)	Limit (dB m)	Margin (dB)
PCC 10 MHz + SCC 10 MHz_ Low Channel (1 855.0 MHz + 793.0 MHz)									
5 551.77	51.06	H	34.10	-29.68	55.48	-95.26	-39.78	-13	26.78
5 551.74	40.53	V	34.10	-29.68	44.95	-95.26	-50.31	-13	37.31
Above 5 600.00	Not detected	-	-	-	-	-	-	-	-
PCC 10 MHz + SCC 10 MHz_ Middle Channel (1 880.0 MHz + 793.0 MHz)									
5 626.65	47.62	H	34.10	-25.26	56.46	-95.26	-38.80	-13	25.80
5 626.90	39.17	V	34.10	-25.31	47.96	-95.26	-47.30	-13	34.30
Above 5 700.00	Not detected	-	-	-	-	-	-	-	-
PCC 10 MHz + SCC 10 MHz_ High Channel (1 905.0 MHz + 793.0 MHz)									
5 701.82	46.97	H	34.10	-28.25	52.82	-95.26	-42.45	-13	29.45
5 701.64	40.22	V	34.10	-28.24	46.08	-95.26	-49.18	-13	36.18
Above 5 800.00	Not detected	-	-	-	-	-	-	-	-

n2A-n77A_Low Band

Frequency (MHz)	Measured Level (dB μ V)	Ant. Pol.	AF (dB/m)	AMP+CL (dB)	E (dB μ V/m)	CF (dB)	E.I.R.P. (dB m)	Limit (dB m)	Margin (dB)
PCC 10 MHz + SCC 20 MHz_ Low Channel (1 855.0 MHz + 3 460.02 MHz)									
Below 1 000.00	Not detected	-	-	-	-	-	-	-	-
Above 1 000.00	Not detected	-	-	-	-	-	-	-	-
PCC 10 MHz + SCC 20 MHz_ Middle Channel (1 880.0 MHz + 3 500.01 MHz)									
Below 1 000.00	Not detected	-	-	-	-	-	-	-	-
Above 1 000.00	Not detected	-	-	-	-	-	-	-	-
PCC 10 MHz + SCC 20 MHz_ High Channel (1 905.0 MHz + 3 540.0 MHz)									
Below 1 000.00	Not detected	-	-	-	-	-	-	-	-
Above 1 000.00	Not detected	-	-	-	-	-	-	-	-

n2A-n77A_High Band

Frequency (MHz)	Measured Level (dB μ V)	Ant. Pol.	AF (dB/m)	AMP+CL (dB)	E (dB μ V/m)	CF (dB)	E.I.R.P. (dB m)	Limit (dB m)	Margin (dB)
PCC 10 MHz + SCC 20 MHz_ Low Channel (1 855.0 MHz + 3 710.01 MHz)									
Below 1 000.00	Not detected	-	-	-	-	-	-	-	-
Above 1 000.00	Not detected	-	-	-	-	-	-	-	-
PCC 10 MHz + SCC 20 MHz_ Middle Channel (1 880.0 MHz + 3 840.0 MHz)									
Below 1 000.00	Not detected	-	-	-	-	-	-	-	-
Above 1 000.00	Not detected	-	-	-	-	-	-	-	-
PCC 10 MHz + SCC 20 MHz_ High Channel (1 905.0 MHz + 3 969.99 MHz)									
Below 1 000.00	Not detected	-	-	-	-	-	-	-	-
Above 1 000.00	Not detected	-	-	-	-	-	-	-	-

n5A-n7A

Frequency (MHz)	Measured Level (dB μ V)	Ant. Pol.	AF (dB/m)	AMP+CL (dB)	E (dB μ V/m)	CF (dB)	E.I.R.P. (dB m)	Limit (dB m)	Margin (dB)
PCC 20 MHz + SCC 15 MHz_ Low Channel (834.0 MHz + 2 507.5 MHz)									
Below 1 000.00	Not detected	-	-	-	-	-	-	-	-
Above 1 000.00	Not detected	-	-	-	-	-	-	-	-
PCC 20 MHz + SCC 15 MHz_ Middle Channel (836.5 MHz + 2 535.0 MHz)									
Below 1 000.00	Not detected	-	-	-	-	-	-	-	-
Above 1 000.00	Not detected	-	-	-	-	-	-	-	-
PCC 20 MHz + SCC 15 MHz_ High Channel (839.0 MHz + 2 562.5 MHz)									
Below 1 000.00	Not detected	-	-	-	-	-	-	-	-
Above 1 000.00	Not detected	-	-	-	-	-	-	-	-

n5A-n66A

Frequency (MHz)	Measured Level (dB μ V)	Ant. Pol.	AF (dB/m)	AMP+CL (dB)	E (dB μ V/m)	CF (dB)	E.I.R.P. (dB m)	Limit (dB m)	Margin (dB)
PCC 20 MHz + SCC 40 MHz_ Low Channel (834.0 MHz + 1 730.0 MHz)									
Below 1 000.00	Not detected	-	-	-	-	-	-	-	-
Above 1 000.00	Not detected	-	-	-	-	-	-	-	-
PCC 20 MHz + SCC 40 MHz_ Middle Channel (836.5 MHz + 1 745.0 MHz)									
Below 1 000.00	Not detected	-	-	-	-	-	-	-	-
Above 1 000.00	Not detected	-	-	-	-	-	-	-	-
PCC 20 MHz + SCC 40 MHz_ High Channel (839.0 MHz + 1 760.0 MHz)									
Below 1 000.00	Not detected	-	-	-	-	-	-	-	-
Above 1 000.00	Not detected	-	-	-	-	-	-	-	-

n5A-n77A_Low Band

Frequency (MHz)	Measured Level (dB μ V)	Ant. Pol.	AF (dB/m)	AMP+CL (dB)	E (dB μ V/m)	CF (dB)	E.I.R.P. (dB m)	Limit (dB m)	Margin (dB)
PCC 20 MHz + SCC 20 MHz_ Low Channel (834.0 MHz + 3 460.02 MHz)									
Below 1 000.00	Not detected	-	-	-	-	-	-	-	-
Above 1 000.00	Not detected	-	-	-	-	-	-	-	-
PCC 20 MHz + SCC 20 MHz_ Middle Channel (836.5 MHz + 3 500.01 MHz)									
Below 1 000.00	Not detected	-	-	-	-	-	-	-	-
Above 1 000.00	Not detected	-	-	-	-	-	-	-	-
PCC 20 MHz + SCC 20 MHz_ High Channel (839.0 MHz + 3 540.0 MHz)									
Below 1 000.00	Not detected	-	-	-	-	-	-	-	-
Above 1 000.00	Not detected	-	-	-	-	-	-	-	-

n5A-n77A_High Band

Frequency (MHz)	Measured Level (dB μ V)	Ant. Pol.	AF (dB/m)	AMP+CL (dB)	E (dB μ V/m)	CF (dB)	E.I.R.P. (dB m)	Limit (dB m)	Margin (dB)
PCC 20 MHz + SCC 20 MHz_ Low Channel (834.0 MHz + 3 710.01 MHz)									
Below 1 000.00	Not detected	-	-	-	-	-	-	-	-
Above 1 000.00	Not detected	-	-	-	-	-	-	-	-
PCC 20 MHz + SCC 20 MHz_ Middle Channel (836.5 MHz + 3 840.00 MHz)									
Below 1 000.00	Not detected	-	-	-	-	-	-	-	-
Above 1 000.00	Not detected	-	-	-	-	-	-	-	-
PCC 20 MHz + SCC 20 MHz_ High Channel (839.0 MHz + 3 969.99 MHz)									
Below 1 000.00	Not detected	-	-	-	-	-	-	-	-
Above 1 000.00	Not detected	-	-	-	-	-	-	-	-

n7A-n78A_Low Band

Frequency (MHz)	Measured Level (dB μ V)	Ant. Pol.	AF (dB/m)	AMP+CL (dB)	E (dB μ V/m)	CF (dB)	E.I.R.P. (dB m)	Limit (dB m)	Margin (dB)
PCC 15 MHz + SCC 20 MHz_ Low Channel (2 507.5 MHz + 3 460.02 MHz)									
Below 1 000.00	Not detected	-	-	-	-	-	-	-	-
Above 1 000.00	Not detected	-	-	-	-	-	-	-	-
PCC 15 MHz + SCC 20 MHz_ Middle Channel (2 535.0 MHz + 3 500.01 MHz)									
7 584.46	43.75	V	36.00	-27.47	52.28	-95.26	-42.98	-25	17.98
Above 7 600.00	Not detected	-	-	-	-	-	-	-	-
PCC 15 MHz + SCC 20 MHz_ High Channel (2 562.5 MHz + 3 540.00 MHz)									
7 584.51	44.11	V	36.00	-27.47	52.64	-95.26	-42.62	-25	17.62
Above 7 600.00	Not detected	-	-	-	-	-	-	-	-

n7A-n78A_High Band

Frequency (MHz)	Measured Level (dB μ V)	Ant. Pol.	AF (dB/m)	AMP+CL (dB)	E (dB μ V/m)	CF (dB)	E.I.R.P. (dB m)	Limit (dB m)	Margin (dB)
PCC 15 MHz + SCC 20 MHz_ Low Channel (2 507.5 MHz + 3 710.01 MHz)									
7 584.27	43.13	V	36.00	-27.47	51.66	-95.26	-43.60	-25	18.60
Above 7 600.00	Not detected	-	-	-	-	-	-	-	-
PCC 15 MHz + SCC 20 MHz_ Middle Channel (2 535.0 MHz + 3 750.00 MHz)									
7 584.35	42.90	V	36.00	-27.47	51.43	-95.26	-43.83	-25	18.83
Above 7 600.00	Not detected	-	-	-	-	-	-	-	-
PCC 15 MHz + SCC 20 MHz_ High Channel (2 562.5 MHz + 3 789.99 MHz)									
7 584.31	43.01	V	36.00	-27.47	51.54	-95.26	-43.72	-25	18.72
Above 7 600.00	Not detected	-	-	-	-	-	-	-	-

n14A-n66A

Frequency (MHz)	Measured Level (dB μ V)	Ant. Pol.	AF (dB/m)	AMP+CL (dB)	E (dB μ V/m)	CF (dB)	E.I.R.P. (dB m)	Limit (dB m)	Margin (dB)
PCC 10 MHz + SCC 40 MHz_ Low Channel (793.0 MHz + 1 730.0 MHz)									
3 942.87	47.69	H	32.30	-31.23	48.76	-95.26	-46.50	-13	33.50
Above 4 000.00	Not detected	-	-	-	-	-	-	-	-
PCC 10 MHz + SCC 40 MHz_ Middle Channel (793.0 MHz + 1 745.0 MHz)									
3 942.99	48.46	H	32.30	-31.23	49.53	-95.26	-45.73	-13	32.73
Above 4 000.00	Not detected	-	-	-	-	-	-	-	-
PCC 10 MHz + SCC 40 MHz_ High Channel (793.0 MHz + 1 760.0 MHz)									
3 943.12	47.45	H	32.30	-31.24	48.51	-95.26	-46.76	-13	33.76
Above 4 000.00	Not detected	-	-	-	-	-	-	-	-

n14A-n77A_Low Band

Frequency (MHz)	Measured Level (dB μ V)	Ant. Pol.	AF (dB/m)	AMP+CL (dB)	E (dB μ V/m)	CF (dB)	E.I.R.P. (dB m)	Limit (dB m)	Margin (dB)
PCC 10 MHz + SCC 20 MHz_ Low Channel (793.0 MHz + 3 460.02 MHz)									
Below 1 000.00	Not detected	-	-	-	-	-	-	-	-
Above 1 000.00	Not detected	-	-	-	-	-	-	-	-
PCC 10 MHz + SCC 20 MHz_ Middle Channel (793.0 MHz + 3 500.01 MHz)									
Below 1 000.00	Not detected	-	-	-	-	-	-	-	-
Above 1 000.00	Not detected	-	-	-	-	-	-	-	-
PCC 10 MHz + SCC 20 MHz_ High Channel (793.0 MHz + 3 540.00 MHz)									
Below 1 000.00	Not detected	-	-	-	-	-	-	-	-
Above 1 000.00	Not detected	-	-	-	-	-	-	-	-

n14A-n77A_High Band

Frequency (MHz)	Measured Level (dB μ V)	Ant. Pol.	AF (dB/m)	AMP+CL (dB)	E (dB μ V/m)	CF (dB)	E.I.R.P. (dB m)	Limit (dB m)	Margin (dB)
PCC 10 MHz + SCC 20 MHz_ Low Channel (793.0 MHz + 3 710.01 MHz)									
Below 1 000.00	Not detected	-	-	-	-	-	-	-	-
Above 1 000.00	Not detected	-	-	-	-	-	-	-	-
PCC 10 MHz + SCC 20 MHz_ Middle Channel (793.0 MHz + 3 840.00 MHz)									
Below 1 000.00	Not detected	-	-	-	-	-	-	-	-
Above 1 000.00	Not detected	-	-	-	-	-	-	-	-
PCC 10 MHz + SCC 20 MHz_ High Channel (793.0 MHz + 3 969.99 MHz)									
Below 1 000.00	Not detected	-	-	-	-	-	-	-	-
Above 1 000.00	Not detected	-	-	-	-	-	-	-	-

n26A_Part 22-n66A

Frequency (MHz)	Measured Level (dB μ V)	Ant. Pol.	AF (dB/m)	AMP+CL (dB)	E (dB μ V/m)	CF (dB)	E.I.R.P. (dB m)	Limit (dB m)	Margin (dB)
PCC 10 MHz + SCC 40 MHz_ Low Channel (829.0 MHz + 1 730.0 MHz)									
Below 1 000.00	Not detected	-	-	-	-	-	-	-	-
Above 1 000.00	Not detected	-	-	-	-	-	-	-	-
PCC 10 MHz + SCC 40 MHz_ Middle Channel (836.5 MHz + 1 745.0 MHz)									
Below 1 000.00	Not detected	-	-	-	-	-	-	-	-
Above 1 000.00	Not detected	-	-	-	-	-	-	-	-
PCC 10 MHz + SCC 40 MHz_ High Channel (844.0 MHz + 1 760.0 MHz)									
Below 1 000.00	Not detected	-	-	-	-	-	-	-	-
Above 1 000.00	Not detected	-	-	-	-	-	-	-	-

n26A_Part 90-n66A

Frequency (MHz)	Measured Level (dB μ V)	Ant. Pol.	AF (dB/m)	AMP+CL (dB)	E (dB μ V/m)	CF (dB)	E.I.R.P. (dB m)	Limit (dB m)	Margin (dB)
PCC 10 MHz + SCC 40 MHz_ Low Channel (819.0 MHz + 1 730.0 MHz)									
Below 1 000.00	Not detected	-	-	-	-	-	-	-	-
Above 1 000.00	Not detected	-	-	-	-	-	-	-	-
PCC 10 MHz + SCC 40 MHz_ Middle Channel (819.0 MHz + 1 745.0 MHz)									
Below 1 000.00	Not detected	-	-	-	-	-	-	-	-
Above 1 000.00	Not detected	-	-	-	-	-	-	-	-
PCC 10 MHz + SCC 40 MHz_ High Channel (819.0 MHz + 1 760.0 MHz)									
Below 1 000.00	Not detected	-	-	-	-	-	-	-	-
Above 1 000.00	Not detected	-	-	-	-	-	-	-	-

n41A-n71A

Frequency (MHz)	Measured Level (dB μ V)	Ant. Pol.	AF (dB/m)	AMP+CL (dB)	E (dB μ V/m)	CF (dB)	E.I.R.P. (dB m)	Limit (dB m)	Margin (dB)
PCC 30 MHz + SCC 10 MHz_ Low Channel (2 511.0 MHz + 668.0 MHz)									
Below 1 000.00	Not detected	-	-	-	-	-	-	-	-
Above 1 000.00	Not detected	-	-	-	-	-	-	-	-
PCC 30 MHz + SCC 10 MHz_ Middle Channel (2 592.99 MHz + 680.5 MHz)									
Below 1 000.00	Not detected	-	-	-	-	-	-	-	-
Above 1 000.00	Not detected	-	-	-	-	-	-	-	-
PCC 30 MHz + SCC 10 MHz_ High Channel (2 674.98 MHz + 693.0 MHz)									
Below 1 000.00	Not detected	-	-	-	-	-	-	-	-
Above 1 000.00	Not detected	-	-	-	-	-	-	-	-

n66A -n71A

Frequency (MHz)	Measured Level (dB μ V)	Ant. Pol.	AF (dB/m)	AMP+CL (dB)	E (dB μ V/m)	CF (dB)	E.I.R.P. (dB m)	Limit (dB m)	Margin (dB)
PCC 40 MHz + SCC 10 MHz_ Low Channel (1 730.0 MHz + 668.0 MHz)									
5 132.14	45.93	H	33.56	-29.88	49.61	-95.26	-45.65	-13	32.65
5 132.39	38.05	V	33.56	-29.88	41.73	-95.26	-53.53	-13	40.53
Above 5 200.00	Not detected	-	-	-	-	-	-	-	-
PCC 40 MHz + SCC 10 MHz_ Middle Channel (1 745.0 MHz + 680.5 MHz)									
5 207.05	45.46	H	33.71	-30.00	49.17	-95.26	-46.09	-13	33.09
5 207.07	38.76	V	33.71	-30.00	42.47	-95.26	-52.79	-13	39.79
Above 5 300.00	Not detected	-	-	-	-	-	-	-	-
PCC 40 MHz + SCC 10 MHz_ High Channel (1 760.0 MHz + 693.0 MHz)									
5 282.01	48.46	H	33.93	-29.07	53.32	-95.26	<u>-41.94</u>	-13	28.94
5 281.91	40.75	V	33.93	-29.07	45.61	-95.26	-49.66	-13	36.66
Above 5 300.00	Not detected	-	-	-	-	-	-	-	-

n66A-n77A_Low Band

Frequency (MHz)	Measured Level (dB μ V)	Ant. Pol.	AF (dB/m)	AMP+CL (dB)	E (dB μ V/m)	CF (dB)	E.I.R.P. (dB m)	Limit (dB m)	Margin (dB)
PCC 40 MHz + SCC 20 MHz_ Low Channel (1 730.0 MHz + 3 460.02 MHz)									
5 207.00	40.69	H	33.71	-30.00	44.40	-95.26	-50.86	-13	37.86
Above 5 300.00	Not detected	-	-	-	-	-	-	-	-
PCC 40 MHz + SCC 20 MHz_ Middle Channel (1 745.0 MHz + 3 500.01 MHz)									
5 207.15	40.05	H	33.71	-30.00	43.76	-95.26	-51.50	-13	38.50
Above 5 300.00	Not detected	-	-	-	-	-	-	-	-
PCC 40 MHz + SCC 20 MHz_ High Channel (1 760.0 MHz + 3 540.00 MHz)									
5 207.01	40.76	H	33.71	-30.00	44.47	-95.26	-50.80	-13	37.80
Above 5 300.00	Not detected	-	-	-	-	-	-	-	-

n66A-n77A_High Band

Frequency (MHz)	Measured Level (dB μ V)	Ant. Pol.	AF (dB/m)	AMP+CL (dB)	E (dB μ V/m)	CF (dB)	E.I.R.P. (dB m)	Limit (dB m)	Margin (dB)
PCC 40 MHz + SCC 20 MHz_ Low Channel (1 730.0 MHz + 3 710.01 MHz)									
5 207.14	45.87	H	33.71	-30.00	49.58	-95.26	-45.68	-13	32.68
Above 5 300.00	Not detected	-	-	-	-	-	-	-	-
PCC 40 MHz + SCC 20 MHz_ Middle Channel (1 745.0 MHz + 3 840.00 MHz)									
5 207.09	45.36	H	33.71	-30.00	49.07	-95.26	-46.19	-13	33.19
Above 5 300.00	Not detected	-	-	-	-	-	-	-	-
PCC 40 MHz + SCC 20 MHz_ High Channel (1 760.0 MHz + 3 969.99 MHz)									
5 207.04	45.66	H	33.71	-30.00	49.37	-95.26	-45.90	-13	32.90
Above 5 300.00	Not detected	-	-	-	-	-	-	-	-

n71A-n77A_Low Band

Frequency (MHz)	Measured Level (dB μ V)	Ant. Pol.	AF (dB/m)	AMP+CL (dB)	E (dB μ V/m)	CF (dB)	E.I.R.P. (dB m)	Limit (dB m)	Margin (dB)
PCC 10 MHz + SCC 20 MHz_ Low Channel (668.0 MHz + 3 460.02 MHz)									
Below 1 000.00	Not detected	-	-	-	-	-	-	-	-
Above 1 000.00	Not detected	-	-	-	-	-	-	-	-
PCC 10 MHz + SCC 20 MHz_ Middle Channel (680.5 MHz + 3 500.01 MHz)									
Below 1 000.00	Not detected	-	-	-	-	-	-	-	-
Above 1 000.00	Not detected	-	-	-	-	-	-	-	-
PCC 10 MHz + SCC 20 MHz_ High Channel (693.0 MHz + 3 540.00 MHz)									
Below 1 000.00	Not detected	-	-	-	-	-	-	-	-
Above 1 000.00	Not detected	-	-	-	-	-	-	-	-

n71A-n77A_High Band

Frequency (MHz)	Measured Level (dB μ V)	Ant. Pol.	AF (dB/m)	AMP+CL (dB)	E (dB μ V/m)	CF (dB)	E.I.R.P. (dB m)	Limit (dB m)	Margin (dB)
PCC 10 MHz + SCC 20 MHz_ Low Channel (668.0 MHz + 3 710.01 MHz)									
Below 1 000.00	Not detected	-	-	-	-	-	-	-	-
Above 1 000.00	Not detected	-	-	-	-	-	-	-	-
PCC 10 MHz + SCC 20 MHz_ Middle Channel (680.5 MHz + 3 840.00 MHz)									
Below 1 000.00	Not detected	-	-	-	-	-	-	-	-
Above 1 000.00	Not detected	-	-	-	-	-	-	-	-
PCC 10 MHz + SCC 20 MHz_ High Channel (693.0 MHz + 3 969.99 MHz)									
Below 1 000.00	Not detected	-	-	-	-	-	-	-	-
Above 1 000.00	Not detected	-	-	-	-	-	-	-	-

Remark;

1. AF = Antenna Factor, CL = Cable Loss, CF = Conversion Factor.
2. E (dB μ V/m) = Measured Level (dB μ V) + Antenna Factor (dB/m) + AMP (dB) + Cable Loss (dB).
3. E.I.R.P. (dB m) = E (dB μ V/m) + CF (dB).
4. E.R.P. (dB m) = E (dB μ V/m) + CF (dB) - 2.15 (dB); where E.R.P. and E.I.R.P. are expressed in consistent units.
5. CF (dB) = 20 log D - 104.8; where D is the measurement distance in meters, According to KDB 971168 D01 v03r01 5.8.4.
6. The frequency spectrum is examined from 9 kHz to the 10th harmonic of the fundamental frequency of the transmitter. No other spurious and harmonic emissions were reported greater than listed emissions above table.

3. Conducted Output Power

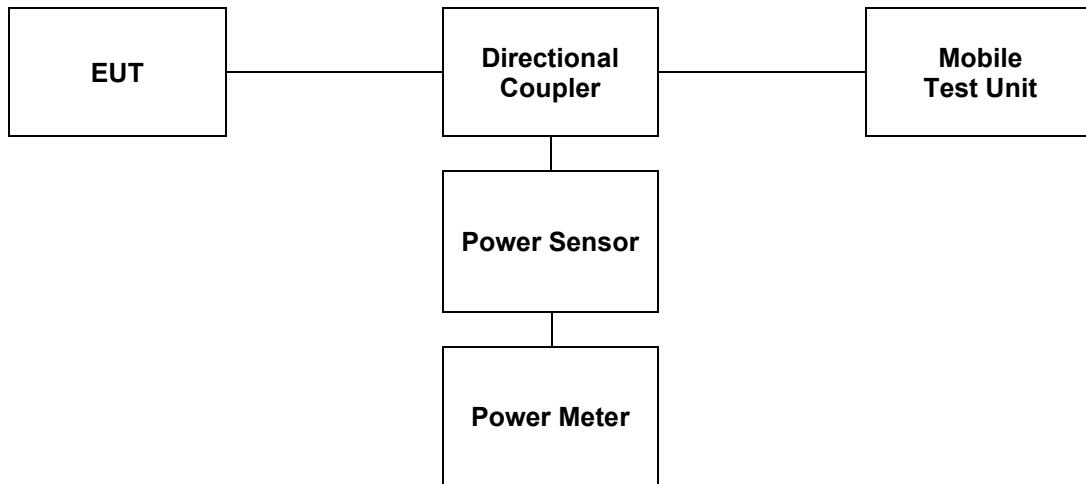
3.1. Limit

CFR 47, Section FCC §2.1046.

3.2. Test Procedure

Output power shall be measured at the RF output terminals for all configurations.

1. The RF output of the transmitter was connected to the input of the mobile test unit in order to establish communication with the EUT.
2. The EUT was set up for the max. output power with pseudo random data modulation by using mobile test unit parameters.
3. The measurement performed using a wideband RF power meter.
4. This EUT was tested under all configurations and the highest power was investigated and reported.



3.3. Test Result

Ambient temperature : (23 ± 1) °C
 Relative humidity : 47 % R.H.

NR Band 7												
BW (MHz)	SCS (kHz)	Modulation	RB allocation	RB Size	RB Offset	Conducted Output Power						
						500500 (2 502.5 MHz)		507000 (2 535.0 MHz)		513500 (2 567.5 MHz)		
						(dB m)	(W)	(dB m)	(W)	(dB m)	(W)	
5	15	DFT-S OFDM	BPSK	Inner_1RB Left	1	1	23.20	0.209	23.25	0.211	22.95	0.197
			QPSK		1	1	23.30	0.214	23.36	0.217	23.03	0.201
			16QAM		1	1	22.05	0.160	22.12	0.163	21.83	0.152
			64QAM		1	1	20.82	0.121	20.87	0.122	20.59	0.115
			256QAM	1	1	18.23	0.067	18.26	0.067	18.11	0.065	
			BPSK	Inner_1RB Right	1	23	23.26	0.212	23.19	0.208	22.94	0.197
			QPSK		1	23	23.25	0.211	23.35	0.216	23.00	0.200
			BPSK	Inner_Full	12	6	23.26	0.212	23.29	0.213	23.00	0.200
			QPSK		12	6	23.23	0.210	23.30	0.214	23.04	0.201
			BPSK	Outer_Full	25	0	22.37	0.173	22.34	0.171	22.09	0.162
			QPSK		25	0	22.28	0.169	22.37	0.173	22.11	0.163
			BPSK	Edge_1RB Left	1	0	22.20	0.166	22.34	0.171	21.97	0.157
			QPSK		1	0	22.30	0.170	22.32	0.171	22.06	0.161
			BPSK	Edge_Full Left	2	0	22.32	0.171	22.45	0.176	22.19	0.166
		QPSK	2		0	22.34	0.171	22.32	0.171	22.09	0.162	
		BPSK	Edge_1RB Right	1	24	22.22	0.167	22.32	0.171	21.96	0.157	
		QPSK		1	24	22.24	0.167	22.32	0.171	22.05	0.160	
		BPSK	Edge_Full Right	2	23	22.34	0.171	22.39	0.173	22.17	0.165	
QPSK	2	23		22.26	0.168	22.35	0.172	22.08	0.161			
CP OFDM	15	QPSK	Inner_1RB Left	1	1	21.89	0.155	21.93	0.156	21.56	0.143	
		16QAM	Left	1	1	21.33	0.136	21.36	0.137	21.04	0.127	

NR Band 7												
BW (MHz)	SCS (kHz)	Modulation	RB allocation	RB Size	RB Offset	Conducted Output Power						
						501000 (2 505.0 MHz)		507000 (2 535.0 MHz)		513000 (2 565.0 MHz)		
						(dB m)	(W)	(dB m)	(W)	(dB m)	(W)	
10	15	DFT-S OFDM	BPSK	Inner_1RB Left	1	1	22.97	0.198	23.32	0.215	22.94	0.197
			QPSK		1	1	23.09	0.204	23.31	0.214	23.10	0.204
			16QAM		1	1	21.95	0.157	22.18	0.165	21.71	0.148
			64QAM		1	1	20.75	0.119	20.92	0.124	20.66	0.116
			256QAM	1	1	18.14	0.065	18.27	0.067	18.10	0.065	
			BPSK	Inner_1RB Right	1	50	23.12	0.205	23.25	0.211	22.85	0.193
			QPSK		1	50	23.16	0.207	23.39	0.218	22.97	0.198
			BPSK	Inner_Full	25	12	23.10	0.204	23.29	0.213	23.04	0.201
			QPSK		25	12	23.15	0.207	23.38	0.218	22.96	0.198
			BPSK	Outer_Full	50	0	22.22	0.167	22.32	0.171	22.11	0.163
			QPSK		50	0	22.17	0.165	22.39	0.173	22.01	0.159
			BPSK	Edge_1RB Left	1	0	22.06	0.161	22.26	0.168	21.87	0.154
			QPSK		1	0	22.07	0.161	22.26	0.168	21.98	0.158
			BPSK	Edge_Full Left	2	0	22.11	0.163	22.27	0.169	21.97	0.157
		QPSK	2		0	22.03	0.160	22.28	0.169	21.98	0.158	
		BPSK	Edge_1RB Right	1	51	22.08	0.161	22.27	0.169	21.83	0.152	
		QPSK		1	51	22.10	0.162	22.31	0.170	21.90	0.155	
		BPSK	Edge_Full Right	2	50	22.16	0.164	22.40	0.174	21.95	0.157	
QPSK	2	50		22.05	0.160	22.34	0.171	21.93	0.156			
CP OFDM	15	QPSK	Inner_1RB Left	1	1	21.76	0.150	21.98	0.158	21.51	0.142	
		16QAM	Left	1	1	21.17	0.131	21.32	0.136	20.93	0.124	

NR Band 7												
BW (MHz)	SCS (kHz)	Modulation	RB allocation	RB Size	RB Offset	Conducted Output Power						
						501500 (2 507.5 MHz)		507000 (2 535.0 MHz)		512500 (2 562.5 MHz)		
						(dB m)	(W)	(dB m)	(W)	(dB m)	(W)	
15	15	DFT-S OFDM	BPSK	Inner_1RB Left	1	1	23.03	0.201	23.40	0.219	22.98	0.199
			QPSK		1	1	23.17	0.207	23.45	0.221	22.94	0.197
			16QAM		1	1	22.06	0.161	22.11	0.163	21.76	0.150
			64QAM		1	1	20.83	0.121	20.89	0.123	20.51	0.112
			256QAM	1	1	18.26	0.067	18.45	0.070	18.06	0.064	
			BPSK	Inner_1RB Right	1	77	23.05	0.202	23.35	0.216	22.97	0.198
			QPSK		1	77	23.23	0.210	23.30	0.214	22.87	0.194
			BPSK	Inner_Full	36	18	23.12	0.205	23.33	0.215	23.09	0.204
			QPSK		36	18	23.18	0.208	23.33	0.215	22.96	0.198
			BPSK	Outer_Full	75	0	22.15	0.164	22.38	0.173	22.06	0.161
			QPSK		75	0	22.21	0.166	22.46	0.176	21.96	0.157
			BPSK	Edge_1RB Left	1	0	22.00	0.158	22.27	0.169	21.82	0.152
			QPSK		1	0	22.14	0.164	22.36	0.172	22.00	0.158
			BPSK	Edge_Full Left	2	0	22.04	0.160	22.31	0.170	22.13	0.163
			QPSK		2	0	22.09	0.162	22.37	0.173	22.02	0.159
			BPSK	Edge_1RB Right	1	78	22.05	0.160	22.36	0.172	21.90	0.155
			QPSK		1	78	22.14	0.164	22.32	0.171	21.82	0.152
			BPSK	Edge_Full Right	2	77	22.09	0.162	22.39	0.173	22.02	0.159
		QPSK	2		77	22.16	0.164	22.42	0.175	22.03	0.160	
		CP OFDM	QPSK	Inner_1RB Left	1	1	21.84	0.153	21.91	0.155	21.64	0.146
16QAM	1				1	21.20	0.132	21.28	0.134	21.00	0.126	
NR Band 7												
BW (MHz)	SCS (kHz)	Modulation	RB allocation	RB Size	RB Offset	Conducted Output Power						
						502000 (2 510.0 MHz)		507000 (2 535.0 MHz)		512000 (2 560.0 MHz)		
						(dB m)	(W)	(dB m)	(W)	(dB m)	(W)	
20	15	DFT-S OFDM	BPSK	Inner_1RB Left	1	1	23.04	0.201	23.15	0.207	22.97	0.198
			QPSK		1	1	23.18	0.208	23.26	0.212	22.99	0.199
			16QAM		1	1	22.06	0.161	22.06	0.161	21.86	0.153
			64QAM		1	1	20.79	0.120	20.83	0.121	20.63	0.116
			256QAM	1	1	18.27	0.067	18.31	0.068	18.13	0.065	
			BPSK	Inner_1RB Right	1	104	23.17	0.207	23.18	0.208	23.00	0.200
			QPSK		1	104	23.27	0.212	23.20	0.209	23.00	0.200
			BPSK	Inner_Full	50	25	23.30	0.214	23.30	0.214	23.11	0.205
			QPSK		50	25	23.23	0.210	23.27	0.212	23.03	0.201
			BPSK	Outer_Full	100	0	22.30	0.170	22.30	0.170	22.12	0.163
			QPSK		100	0	22.22	0.167	22.30	0.170	22.05	0.160
			BPSK	Edge_1RB Left	1	0	22.10	0.162	22.10	0.162	21.92	0.156
			QPSK		1	0	22.14	0.164	22.20	0.166	22.08	0.161
			BPSK	Edge_Full Left	2	0	22.19	0.166	22.21	0.166	22.07	0.161
			QPSK		2	0	22.09	0.162	22.13	0.163	22.01	0.159
			BPSK	Edge_1RB Right	1	105	22.14	0.164	22.18	0.165	21.88	0.154
			QPSK		1	105	22.17	0.165	22.18	0.165	22.01	0.159
			BPSK	Edge_Full Right	2	104	22.24	0.167	22.30	0.170	21.92	0.156
		QPSK	2		104	22.18	0.165	22.19	0.166	22.02	0.159	
		CP OFDM	QPSK	Inner_1RB Left	1	1	21.84	0.153	21.88	0.154	21.68	0.147
16QAM	1				1	21.19	0.132	21.23	0.133	21.05	0.127	

NR Band 12												
BW (MHz)	SCS (kHz)	Modulation	RB allocation	RB Size	RB Offset	Conducted Output Power						
						140300 (701.5 MHz)		141500 (707.5 MHz)		142700 (713.5 MHz)		
						(dB m)	(W)	(dB m)	(W)	(dB m)	(W)	
5	15	DFT-S OFDM	BPSK	Inner_1RB Left	1	1	23.27	0.212	23.42	0.220	23.46	0.222
			QPSK		1	1	23.30	0.214	23.53	0.225	23.58	0.228
			16QAM		1	1	22.29	0.169	22.56	0.180	22.78	0.190
			64QAM		1	1	21.50	0.141	21.68	0.147	21.61	0.145
			256QAM		1	1	18.80	0.076	19.04	0.080	19.12	0.082
			BPSK	Inner_1RB Right	1	23	23.50	0.224	23.32	0.215	22.48	0.177
			QPSK		1	23	23.37	0.217	23.44	0.221	23.62	0.230
			BPSK	Inner_Full	12	6	23.42	0.220	23.53	0.225	23.63	0.231
			QPSK		12	6	23.40	0.219	23.54	0.226	23.44	0.221
			BPSK	Outer_Full	25	0	22.56	0.180	22.88	0.194	22.79	0.190
			QPSK		25	0	22.88	0.194	22.97	0.198	22.67	0.185
			BPSK	Edge_1RB Left	1	0	22.51	0.178	22.96	0.198	22.49	0.177
			QPSK		1	0	22.78	0.190	22.55	0.180	22.21	0.166
			BPSK	Edge_Full Left	2	0	22.59	0.182	22.98	0.199	22.59	0.182
			QPSK		2	0	22.42	0.175	22.53	0.179	22.58	0.181
		BPSK	Edge_1RB Right	1	24	22.51	0.178	22.54	0.179	22.60	0.182	
		QPSK		1	24	22.45	0.176	22.54	0.179	22.69	0.186	
		BPSK	Edge_Full Right	2	23	22.15	0.164	22.54	0.179	22.58	0.181	
QPSK	2	23		22.42	0.175	22.59	0.182	22.69	0.186			
CP OFDM	QPSK	Inner_1RB	1	1	22.13	0.163	22.27	0.169	22.17	0.165		
		Left	1	1	21.86	0.153	22.07	0.161	22.15	0.164		
NR Band 12												
BW (MHz)	SCS (kHz)	Modulation	RB allocation	RB Size	RB Offset	Conducted Output Power						
						140800 (704.0 MHz)		141500 (707.5 MHz)		142200 (711.0 MHz)		
						(dB m)	(W)	(dB m)	(W)	(dB m)	(W)	
10	15	DFT-S OFDM	BPSK	Inner_1RB Left	1	1	23.29	0.213	23.37	0.217	23.46	0.222
			QPSK		1	1	23.37	0.217	23.43	0.220	23.58	0.228
			16QAM		1	1	22.25	0.168	22.32	0.171	22.43	0.175
			64QAM		1	1	20.98	0.125	21.03	0.127	21.16	0.131
			256QAM		1	1	18.26	0.067	18.32	0.068	18.47	0.070
			BPSK	Inner_1RB Right	1	50	23.42	0.220	23.54	0.226	23.58	0.228
			QPSK		1	50	23.52	0.225	23.67	0.233	23.70	0.234
			BPSK	Inner_Full	25	12	23.51	0.224	23.52	0.225	23.52	0.225
			QPSK		25	12	23.50	0.224	23.56	0.227	23.59	0.229
			BPSK	Outer_Full	50	0	22.38	0.173	22.53	0.179	22.53	0.179
			QPSK		50	0	22.45	0.176	22.50	0.178	22.50	0.178
			BPSK	Edge_1RB Left	1	0	22.24	0.167	22.40	0.174	22.44	0.175
			QPSK		1	0	22.30	0.170	22.40	0.174	22.49	0.177
			BPSK	Edge_Full Left	2	0	22.31	0.170	22.49	0.177	22.46	0.176
			QPSK		2	0	22.31	0.170	22.49	0.177	22.49	0.177
		BPSK	Edge_1RB Right	1	51	22.37	0.173	22.49	0.177	22.64	0.184	
		QPSK		1	51	22.45	0.176	22.61	0.182	22.62	0.183	
		BPSK	Edge_Full Right	2	50	22.48	0.177	22.57	0.181	22.70	0.186	
QPSK	2	50		22.46	0.176	22.61	0.182	22.59	0.182			
CP OFDM	QPSK	Inner_1RB	1	1	21.92	0.156	21.96	0.157	22.18	0.165		
		Left	1	1	21.26	0.134	21.34	0.136	21.56	0.143		

NR Band 12												
BW (MHz)	SCS (kHz)	Modulation	RB allocation	RB Size	RB Offset	Conducted Output Power						
						141300 (706.5 MHz)		141500 (707.5 MHz)		141700 (708.5 MHz)		
						(dB m)	(W)	(dB m)	(W)	(dB m)	(W)	
15	15	DFT-S OFDM	BPSK	Inner_1RB Left	1	1	23.26	0.212	23.17	0.207	23.25	0.211
			QPSK		1	1	23.31	0.214	23.30	0.214	23.24	0.211
			16QAM		1	1	22.33	0.171	22.28	0.169	22.21	0.166
			64QAM		1	1	21.02	0.126	21.00	0.126	20.92	0.124
			256QAM	1	1	18.36	0.069	18.19	0.066	18.30	0.068	
			BPSK	Inner_1RB Right	1	77	23.44	0.221	23.52	0.225	23.53	0.225
			QPSK		1	77	23.56	0.227	23.60	0.229	23.59	0.229
			BPSK	Inner_Full	36	18	23.48	0.223	23.54	0.226	23.52	0.225
			QPSK		36	18	23.44	0.221	23.50	0.224	23.42	0.220
			BPSK	Outer_Full	75	0	22.59	0.182	22.53	0.179	22.52	0.179
			QPSK		75	0	22.54	0.179	22.50	0.178	22.55	0.180
			BPSK	Edge_1RB Left	1	0	22.27	0.169	22.21	0.166	22.30	0.170
			QPSK		1	0	22.35	0.172	22.33	0.171	22.21	0.166
			BPSK	Edge_Full Left	2	0	22.39	0.173	22.32	0.171	22.40	0.174
			QPSK		2	0	22.38	0.173	22.36	0.172	22.36	0.172
			BPSK	Edge_1RB Right	1	78	22.50	0.178	22.60	0.182	22.52	0.179
			QPSK		1	78	22.55	0.180	22.64	0.184	22.59	0.182
			BPSK	Edge_Full Right	2	77	22.58	0.181	22.64	0.184	22.60	0.182
		QPSK	2		77	22.57	0.181	22.63	0.183	22.62	0.183	
		CP OFDM	16QAM	QPSK	Inner_1RB Left	1	1	21.96	0.157	21.94	0.156	21.88
16QAM	1			1		21.29	0.135	21.23	0.133	21.24	0.133	

NR Band 13												
BW (MHz)	SCS (kHz)	Modulation	RB allocation	RB Size	RB Offset	Conducted Output Power						
						155900 (779.5 MHz)		156400 (782.0 MHz)		156900 (784.5 MHz)		
						(dB m)	(W)	(dB m)	(W)	(dB m)	(W)	
5	15	DFT-S OFDM	BPSK	Inner_1RB Left	1	1	23.45	0.221	23.42	0.220	23.39	0.218
			QPSK		1	1	23.58	0.228	23.51	0.224	23.57	0.228
			16QAM		1	1	22.45	0.176	22.48	0.177	22.87	0.194
			64QAM		1	1	21.12	0.129	21.45	0.140	21.57	0.144
			256QAM		1	1	18.89	0.077	18.67	0.074	18.66	0.073
			BPSK	Inner_1RB Right	1	23	23.27	0.212	23.31	0.214	23.35	0.216
			QPSK	Right	1	23	23.44	0.221	23.55	0.226	23.49	0.223
			BPSK	Inner_Full	12	6	23.35	0.216	23.60	0.229	23.41	0.219
			QPSK		12	6	23.41	0.219	23.51	0.224	23.55	0.226
			BPSK	Outer_Full	25	0	22.59	0.182	22.40	0.174	22.34	0.171
			QPSK		25	0	22.37	0.173	22.55	0.180	22.35	0.172
			BPSK	Edge_1RB Left	1	0	22.48	0.177	22.67	0.185	22.68	0.185
			QPSK	Left	1	0	22.55	0.180	22.77	0.189	22.44	0.175
			BPSK	Edge_Full Left	2	0	22.67	0.185	22.55	0.180	22.41	0.174
			QPSK	Left	2	0	22.77	0.189	22.41	0.174	22.77	0.189
			BPSK	Edge_1RB Right	1	24	22.67	0.185	22.43	0.175	22.54	0.179
			QPSK	Right	1	24	22.75	0.188	22.44	0.175	22.59	0.182
			BPSK	Edge_Full Right	2	23	22.81	0.191	22.39	0.173	22.68	0.185
		QPSK	Right	2	23	22.73	0.187	22.51	0.178	22.61	0.182	
		CP OFDM	QPSK	Inner_1RB Left	1	1	22.35	0.172	22.12	0.163	22.03	0.160
16QAM	Left		1	1	21.97	0.157	21.79	0.151	21.85	0.153		
NR Band 13												
BW (MHz)	SCS (kHz)	Modulation	RB allocation	RB Size	RB Offset	Conducted Output Power						
						155900 (779.5 MHz)		156400 (782.0 MHz)		156900 (784.5 MHz)		
						(dB m)	(W)	(dB m)	(W)	(dB m)	(W)	
10	15	DFT-S OFDM	BPSK	Inner_1RB Left	1	1	-	-	23.52	0.225	-	-
			QPSK		1	1	-	-	23.61	0.230	-	-
			16QAM		1	1	-	-	22.57	0.181	-	-
			64QAM		1	1	-	-	21.29	0.135	-	-
			256QAM		1	1	-	-	18.43	0.070	-	-
			BPSK	Inner_1RB Right	1	50	-	-	23.16	0.207	-	-
			QPSK	Right	1	50	-	-	23.19	0.208	-	-
			BPSK	Inner_Full	25	12	-	-	23.32	0.215	-	-
			QPSK		25	12	-	-	23.44	0.221	-	-
			BPSK	Outer_Full	50	0	-	-	22.69	0.186	-	-
			QPSK		50	0	-	-	22.89	0.195	-	-
			BPSK	Edge_1RB Left	1	0	-	-	22.88	0.194	-	-
			QPSK	Left	1	0	-	-	22.45	0.176	-	-
			BPSK	Edge_Full Left	2	0	-	-	22.65	0.184	-	-
			QPSK	Left	2	0	-	-	22.57	0.181	-	-
			BPSK	Edge_1RB Right	1	51	-	-	22.58	0.181	-	-
			QPSK	Right	1	51	-	-	22.59	0.182	-	-
			BPSK	Edge_Full Right	2	50	-	-	22.35	0.172	-	-
		QPSK	Right	2	50	-	-	22.67	0.185	-	-	
		CP OFDM	QPSK	Inner_1RB Left	1	1	-	-	22.45	0.176	-	-
16QAM	Left		1	1	-	-	21.83	0.152	-	-		

NR Band 14												
BW (MHz)	SCS (kHz)	Modulation	RB allocation	RB Size	RB Offset	Conducted Output Power						
						158100 (790.5 MHz)		158600 (793.0 MHz)		159100 (795.5 MHz)		
						(dB m)	(W)	(dB m)	(W)	(dB m)	(W)	
5	15	DFT-S OFDM	BPSK	Inner_1RB Left	1	1	23.65	0.232	23.50	0.224	23.52	0.225
			QPSK		1	1	23.72	0.236	23.55	0.226	23.66	0.232
			16QAM		1	1	22.70	0.186	22.56	0.180	22.59	0.182
			64QAM		1	1	21.35	0.136	21.25	0.133	21.32	0.136
			256QAM		1	1	18.69	0.074	18.51	0.071	18.60	0.072
			BPSK	Inner_1RB Right	1	23	23.47	0.222	23.43	0.220	23.43	0.220
			QPSK		1	23	23.61	0.230	23.57	0.228	23.46	0.222
			BPSK	Inner_Full	12	6	23.61	0.230	23.66	0.232	23.55	0.226
			QPSK		12	6	23.60	0.229	23.63	0.231	23.65	0.232
			BPSK	Outer_Full	25	0	22.56	0.180	22.59	0.182	22.46	0.176
			QPSK		25	0	22.57	0.181	22.60	0.182	22.48	0.177
			BPSK	Edge_1RB Left	1	0	22.62	0.183	22.47	0.177	22.50	0.178
			QPSK		1	0	22.75	0.188	22.56	0.180	22.64	0.184
			BPSK	Edge_Full Left	2	0	22.72	0.187	22.45	0.176	22.62	0.183
			QPSK		2	0	22.72	0.187	22.59	0.182	22.61	0.182
			BPSK	Edge_1RB Right	1	24	22.51	0.178	22.47	0.177	22.34	0.171
			QPSK		1	24	22.60	0.182	22.56	0.180	22.48	0.177
			BPSK	Edge_Full Right	2	23	22.64	0.184	22.45	0.176	22.50	0.178
			QPSK		2	23	22.58	0.181	22.54	0.179	22.46	0.176
			CP OFDM	QPSK	Inner_1RB Left	1	1	22.26	0.168	22.10	0.162	22.23
1	1	21.71				0.148	21.56	0.143	21.74	0.149		
NR Band 14												
BW (MHz)	SCS (kHz)	Modulation	RB allocation	RB Size	RB Offset	Conducted Output Power						
								158600 (793.0 MHz)				
								(dB m)	(W)			
10	15	DFT-S OFDM	BPSK	Inner_1RB Left	1	1	-	-	23.62	0.230	-	-
			QPSK		1	1	-	-	23.75	0.237	-	-
			16QAM		1	1	-	-	22.67	0.185	-	-
			64QAM		1	1	-	-	21.39	0.138	-	-
			256QAM		1	1	-	-	18.63	0.073	-	-
			BPSK	Inner_1RB Right	1	50	-	-	23.34	0.216	-	-
			QPSK		1	50	-	-	23.46	0.222	-	-
			BPSK	Inner_Full	25	12	-	-	23.66	0.232	-	-
			QPSK		25	12	-	-	23.63	0.231	-	-
			BPSK	Outer_Full	50	0	-	-	22.56	0.180	-	-
			QPSK		50	0	-	-	22.68	0.185	-	-
			BPSK	Edge_1RB Left	1	0	-	-	22.62	0.183	-	-
			QPSK		1	0	-	-	22.72	0.187	-	-
			BPSK	Edge_Full Left	2	0	-	-	22.70	0.186	-	-
			QPSK		2	0	-	-	22.77	0.189	-	-
			BPSK	Edge_1RB Right	1	51	-	-	22.34	0.171	-	-
			QPSK		1	51	-	-	22.47	0.177	-	-
			BPSK	Edge_Full Right	2	50	-	-	22.46	0.176	-	-
			QPSK		2	50	-	-	22.51	0.178	-	-
			CP OFDM	QPSK	Inner_1RB Left	1	1	-	-	22.26	0.168	-
1	1	-				-	21.73	0.149	-	-		

NR Band 25/2												
BW (MHz)	SCS (kHz)	Modulation	RB allocation	RB Size	RB Offset	Conducted Output Power						
						370500 (1 852.5 MHz)		376500 (1 882.5 MHz)		382500 (1 912.5 MHz)		
						(dB m)	(W)	(dB m)	(W)	(dB m)	(W)	
5	15	DFT-S OFDM	BPSK	Inner_1RB Left	1	1	23.25	0.211	22.78	0.190	23.21	0.209
					1	1	23.39	0.218	22.88	0.194	23.34	0.216
					1	1	22.87	0.194	21.76	0.150	22.17	0.165
					1	1	21.58	0.144	20.44	0.111	20.85	0.122
			16QAM	Inner_1RB Left	1	1	18.97	0.079	18.11	0.065	18.17	0.066
					1	23	22.89	0.195	22.81	0.191	23.20	0.209
					1	23	22.97	0.198	22.89	0.195	23.34	0.216
					12	6	23.01	0.200	22.82	0.191	23.30	0.214
			64QAM	Inner_Full	12	6	23.07	0.203	22.85	0.193	23.27	0.212
					25	0	22.02	0.159	21.88	0.154	22.33	0.171
					25	0	22.05	0.160	21.90	0.155	22.36	0.172
					1	0	22.04	0.160	21.77	0.150	22.30	0.170
			256QAM	Edge_1RB Left	1	0	22.08	0.161	21.88	0.154	22.36	0.172
					2	0	22.10	0.162	21.94	0.156	22.39	0.173
					2	0	22.15	0.164	21.96	0.157	22.38	0.173
					1	24	21.92	0.156	21.84	0.153	22.22	0.167
			BPSK	Edge_1RB Right	1	24	21.98	0.158	21.90	0.155	22.37	0.173
					2	23	22.06	0.161	21.90	0.155	22.33	0.171
		2			23	22.05	0.160	21.93	0.156	22.32	0.171	
		1			1	21.60	0.145	21.50	0.141	21.91	0.155	
CP OFDM	QPSK	Inner_1RB Left	1	1	21.00	0.126	21.11	0.129	21.35	0.136		
			1	1	21.00	0.126	21.11	0.129	21.35	0.136		
NR Band 25/2												
BW (MHz)	SCS (kHz)	Modulation	RB allocation	RB Size	RB Offset	Conducted Output Power						
						371000 (1 855.0 MHz)		376500 (1 882.5 MHz)		382000 (1 910.0 MHz)		
						(dB m)	(W)	(dB m)	(W)	(dB m)	(W)	
10	15	DFT-S OFDM	BPSK	Inner_1RB Left	1	1	23.15	0.207	22.82	0.191	23.55	0.226
					1	1	23.22	0.210	22.90	0.195	23.29	0.213
					1	1	22.07	0.161	21.81	0.152	22.22	0.167
					1	1	20.81	0.121	20.50	0.112	20.92	0.124
			16QAM	Inner_1RB Left	1	1	18.12	0.065	18.22	0.066	18.29	0.067
					1	50	22.84	0.192	22.89	0.195	23.23	0.210
					1	50	22.90	0.195	22.91	0.195	23.29	0.213
					25	12	23.08	0.203	22.89	0.195	23.21	0.209
			64QAM	Inner_Full	25	12	23.06	0.202	22.87	0.194	23.27	0.212
					50	0	22.13	0.163	21.94	0.156	22.28	0.169
					50	0	22.16	0.164	21.95	0.157	22.28	0.169
					1	0	22.05	0.160	21.77	0.150	22.07	0.161
			256QAM	Edge_1RB Left	1	0	22.14	0.164	21.88	0.154	22.15	0.164
					2	0	22.15	0.164	21.89	0.155	22.18	0.165
					2	0	22.16	0.164	21.89	0.155	22.17	0.165
					1	51	21.75	0.150	21.77	0.150	22.12	0.163
			BPSK	Edge_1RB Right	1	51	21.80	0.151	21.83	0.152	22.19	0.166
					2	50	21.82	0.152	21.85	0.153	22.24	0.167
		2			50	21.90	0.155	21.92	0.156	22.27	0.169	
		1			1	21.83	0.152	21.54	0.143	21.87	0.154	
CP OFDM	QPSK	Inner_1RB Left	1	1	21.24	0.133	21.08	0.128	21.31	0.135		
			1	1	21.24	0.133	21.08	0.128	21.31	0.135		

NR Band 25/2												
BW (MHz)	SCS (kHz)	Modulation	RB allocation	RB Size	RB Offset	Conducted Output Power						
						371500 (1 857.5 MHz)		376500 (1 882.5 MHz)		381500 (1 907.5 MHz)		
						(dB m)	(W)	(dB m)	(W)	(dB m)	(W)	
15	15	DFT-S OFDM	BPSK	Inner_1RB Left	1	1	23.09	0.204	22.95	0.197	23.30	0.214
			QPSK		1	1	23.19	0.208	23.02	0.200	23.33	0.215
			16QAM		1	1	22.05	0.160	21.95	0.157	22.27	0.169
			64QAM		1	1	20.81	0.121	20.63	0.116	20.91	0.123
			256QAM	1	1	18.17	0.066	18.08	0.064	18.37	0.069	
			BPSK	Inner_1RB Right	1	77	22.75	0.188	22.99	0.199	23.31	0.214
			QPSK		1	77	22.81	0.191	23.01	0.200	23.34	0.216
			BPSK	Inner_Full	36	18	22.91	0.195	22.99	0.199	23.32	0.215
			QPSK		36	18	22.95	0.197	22.91	0.195	23.33	0.215
			BPSK	Outer_Full	75	0	21.93	0.156	21.87	0.154	22.35	0.172
			QPSK		75	0	21.92	0.156	21.87	0.154	22.30	0.170
			BPSK	Edge_1RB Left	1	0	22.05	0.160	21.89	0.155	22.21	0.166
			QPSK		1	0	22.21	0.166	21.98	0.158	22.29	0.169
			BPSK	Edge_Full Left	2	0	22.15	0.164	21.99	0.158	22.30	0.170
			QPSK		2	0	22.16	0.164	22.00	0.158	22.30	0.170
			BPSK	Edge_1RB Right	1	78	21.79	0.151	21.86	0.153	22.21	0.166
			QPSK		1	78	21.77	0.150	21.83	0.152	22.30	0.170
			BPSK	Edge_Full Right	2	77	21.81	0.152	21.88	0.154	22.29	0.169
		QPSK	2		77	21.85	0.153	21.92	0.156	22.32	0.171	
		CP OFDM	QPSK	Inner_1RB Left	1	1	21.87	0.154	21.68	0.147	21.97	0.157
	16QAM	Left	1	1	21.23	0.133	21.01	0.126	21.35	0.136		
NR Band 25/2												
BW (MHz)	SCS (kHz)	Modulation	RB allocation	RB Size	RB Offset	Conducted Output Power						
						372000 (1 860.0 MHz)		376500 (1 882.5 MHz)		381000 (1 905.0 MHz)		
						(dB m)	(W)	(dB m)	(W)	(dB m)	(W)	
20	15	DFT-S OFDM	BPSK	Inner_1RB Left	1	1	22.98	0.199	22.79	0.190	23.15	0.207
			QPSK		1	1	23.03	0.201	22.85	0.193	23.30	0.214
			16QAM		1	1	21.87	0.154	21.80	0.151	22.12	0.163
			64QAM		1	1	20.68	0.117	20.43	0.110	20.87	0.122
			256QAM	1	1	18.19	0.066	18.09	0.064	18.30	0.068	
			BPSK	Inner_1RB Right	1	104	22.77	0.189	23.01	0.200	23.22	0.210
			QPSK		1	104	22.85	0.193	23.04	0.201	23.31	0.214
			BPSK	Inner_Full	50	25	22.85	0.193	22.95	0.197	23.35	0.216
			QPSK		50	25	22.91	0.195	22.86	0.193	23.32	0.215
			BPSK	Outer_Full	100	0	21.90	0.155	21.94	0.156	22.30	0.170
			QPSK		100	0	21.90	0.155	21.95	0.157	22.33	0.171
			BPSK	Edge_1RB Left	1	0	21.87	0.154	21.74	0.149	22.20	0.166
			QPSK		1	0	21.99	0.158	21.81	0.152	22.23	0.167
			BPSK	Edge_Full Left	2	0	21.98	0.158	21.82	0.152	22.23	0.167
			QPSK		2	0	21.97	0.157	21.83	0.152	22.29	0.169
			BPSK	Edge_1RB Right	1	105	21.76	0.150	21.98	0.158	22.22	0.167
			QPSK		1	105	21.85	0.153	22.02	0.159	22.29	0.169
			BPSK	Edge_Full Right	2	104	21.83	0.152	22.03	0.160	22.25	0.168
		QPSK	2		104	21.83	0.152	22.06	0.161	22.31	0.170	
		CP OFDM	QPSK	Inner_1RB Left	1	1	21.73	0.149	21.56	0.143	21.91	0.155
	16QAM	Left	1	1	21.04	0.127	21.11	0.129	21.28	0.134		

NR Band 25/2												
BW (MHz)	SCS (kHz)	Modulation	RB allocation	RB Size	RB Offset	Conducted Output Power						
						372500 (1 862.5 MHz)		376500 (1 882.5 MHz)		380500 (1 902.5 MHz)		
						(dB m)	(W)	(dB m)	(W)	(dB m)	(W)	
25	15	DFT-S OFDM	BPSK	Inner_1RB Left	1	1	23.05	0.202	22.89	0.195	23.14	0.206
			QPSK		1	1	22.98	0.199	22.75	0.188	23.21	0.209
			16QAM		1	1	21.85	0.153	21.75	0.150	21.98	0.158
			64QAM		1	1	20.55	0.114	20.55	0.114	20.99	0.126
			256QAM	1	1	18.35	0.068	18.05	0.064	18.13	0.065	
			BPSK	Inner_1RB Right	1	131	22.95	0.197	23.02	0.200	23.12	0.205
			QPSK		1	131	22.75	0.188	22.91	0.195	23.11	0.205
			BPSK	Inner_Full	64	32	22.71	0.187	22.96	0.198	23.02	0.200
			QPSK		64	32	22.71	0.187	22.99	0.199	23.16	0.207
			BPSK	Outer_Full	128	0	21.65	0.146	21.95	0.157	22.45	0.176
			QPSK		128	0	21.99	0.158	21.85	0.153	22.35	0.172
			BPSK	Edge_1RB Left	1	0	21.89	0.155	21.79	0.151	22.11	0.163
			QPSK		1	0	21.92	0.156	21.85	0.153	22.33	0.171
			BPSK	Edge_Full Left	2	0	22.02	0.159	21.83	0.152	22.03	0.160
			QPSK		2	0	21.91	0.155	21.93	0.156	22.19	0.166
			BPSK	Edge_1RB Right	1	132	21.85	0.153	21.94	0.156	22.12	0.163
			QPSK		1	132	21.75	0.150	22.01	0.159	22.19	0.166
			BPSK	Edge_Full Right	2	131	21.92	0.156	22.11	0.163	22.15	0.164
		QPSK	2		131	21.82	0.152	22.09	0.162	22.31	0.170	
		CP OFDM	QPSK	Inner_1RB	1	1	21.77	0.150	21.46	0.140	21.85	0.153
	16QAM	Left	1	1	21.11	0.129	21.08	0.128	21.38	0.137		
NR Band 25/2												
BW (MHz)	SCS (kHz)	Modulation	RB allocation	RB Size	RB Offset	Conducted Output Power						
						373000 (1 865.0 MHz)		376500 (1 882.5 MHz)		380000 (1 900.0 MHz)		
						(dB m)	(W)	(dB m)	(W)	(dB m)	(W)	
30	15	DFT-S OFDM	BPSK	Inner_1RB Left	1	1	22.91	0.195	22.86	0.193	23.16	0.207
			QPSK		1	1	23.01	0.200	22.95	0.197	23.23	0.210
			16QAM		1	1	21.95	0.157	21.89	0.155	22.21	0.166
			64QAM		1	1	20.85	0.122	20.59	0.115	20.97	0.125
			256QAM	1	1	18.35	0.068	18.06	0.064	18.05	0.064	
			BPSK	Inner_1RB Right	1	158	22.87	0.194	22.98	0.199	23.02	0.200
			QPSK		1	158	22.95	0.197	23.01	0.200	23.11	0.205
			BPSK	Inner_Full	80	40	22.91	0.195	22.91	0.195	23.15	0.207
			QPSK		80	40	22.81	0.191	22.81	0.191	23.22	0.210
			BPSK	Outer_Full	160	0	21.80	0.151	21.92	0.156	22.23	0.167
			QPSK		160	0	21.85	0.153	21.98	0.158	22.13	0.163
			BPSK	Edge_1RB Left	1	0	21.98	0.158	21.88	0.154	22.30	0.170
			QPSK		1	0	21.92	0.156	21.85	0.153	22.25	0.168
			BPSK	Edge_Full Left	2	0	21.95	0.157	21.86	0.153	22.29	0.169
			QPSK		2	0	21.91	0.155	21.89	0.155	22.19	0.166
			BPSK	Edge_1RB Right	1	159	21.85	0.153	21.91	0.155	22.21	0.166
			QPSK		1	159	21.95	0.157	22.11	0.163	22.19	0.166
			BPSK	Edge_Full Right	2	158	21.93	0.156	22.13	0.163	22.15	0.164
		QPSK	2		158	21.93	0.156	22.05	0.160	22.21	0.166	
		CP OFDM	QPSK	Inner_1RB	1	1	21.83	0.152	21.68	0.147	21.82	0.152
	16QAM	Left	1	1	21.39	0.138	21.10	0.124	21.35	0.136		

NR Band 25/2												
BW (MHz)	SCS (kHz)	Modulation	RB allocation	RB Size	RB Offset	Conducted Output Power						
						374000 (1 870.0 MHz)		376500 (1 882.5 MHz)		379000 (1 895.0 MHz)		
						(dB m)	(W)	(dB m)	(W)	(dB m)	(W)	
40	15	DFT-S OFDM	BPSK	Inner_1RB Left	1	1	22.89	0.195	22.89	0.195	23.39	0.218
			QPSK		1	1	23.01	0.200	22.81	0.191	23.33	0.215
			16QAM		1	1	21.75	0.150	21.95	0.157	22.12	0.163
			64QAM		1	1	20.88	0.122	20.69	0.117	20.87	0.122
			256QAM	1	1	18.35	0.068	18.08	0.064	18.30	0.068	
			BPSK	Inner_1RB Right	1	214	22.59	0.182	22.89	0.195	23.22	0.210
			QPSK		1	214	22.61	0.182	23.12	0.205	23.31	0.214
			BPSK	Inner_Full	108	54	22.69	0.186	23.05	0.202	23.35	0.216
			QPSK		108	54	22.82	0.191	22.95	0.197	23.32	0.215
			BPSK	Outer_Full	216	0	21.80	0.151	21.96	0.157	22.30	0.170
			QPSK		216	0	21.85	0.153	21.88	0.154	22.33	0.171
			BPSK	Edge_1RB Left	1	0	21.77	0.150	21.89	0.155	22.20	0.166
			QPSK		1	0	21.85	0.153	21.71	0.148	22.23	0.167
			BPSK	Edge_Full Left	2	0	21.87	0.154	21.92	0.156	22.23	0.167
			QPSK		2	0	21.67	0.147	21.83	0.152	22.29	0.169
			BPSK	Edge_1RB Right	1	215	21.85	0.153	21.98	0.158	22.22	0.167
			QPSK		1	215	21.71	0.148	22.02	0.159	22.29	0.169
			BPSK	Edge_Full Right	2	214	21.73	0.149	22.03	0.160	22.25	0.168
		QPSK	2		214	21.92	0.156	22.06	0.161	22.31	0.170	
		CP OFDM	16QAM	QPSK	Inner_1RB	1	1	21.86	0.153	21.56	0.143	21.91
16QAM	Left			1	1	21.01	0.126	21.11	0.129	21.28	0.134	

NR Band 26/5_Part 22												
BW (MHz)	SCS (kHz)	Modulation	RB allocation	RB Size	RB Offset	Conducted Output Power						
						165300 (826.5 MHz)		167300 (836.5 MHz)		169300 (846.5 MHz)		
						(dB m)	(W)	(dB m)	(W)	(dB m)	(W)	
5	15	DFT-S OFDM	BPSK	Inner_1RB Left	1	1	23.16	0.207	23.12	0.205	22.89	0.195
			QPSK		1	1	23.36	0.217	23.25	0.211	23.04	0.201
			16QAM		1	1	22.23	0.167	22.18	0.165	21.95	0.157
			64QAM		1	1	21.01	0.126	20.88	0.122	20.70	0.117
			256QAM	1	1	18.36	0.069	18.23	0.067	18.00	0.063	
			BPSK	Inner_1RB Right	1	23	23.18	0.208	23.09	0.204	22.93	0.196
			QPSK		1	23	23.24	0.211	23.14	0.206	23.00	0.200
			BPSK	Inner_Full	12	6	23.33	0.215	23.27	0.212	23.12	0.205
			QPSK		12	6	23.33	0.215	23.26	0.212	23.02	0.200
			BPSK	Outer_Full	25	0	22.26	0.168	22.21	0.166	22.00	0.158
			QPSK		25	0	22.28	0.169	22.22	0.167	22.00	0.158
			BPSK	Edge_1RB Left	1	0	22.24	0.167	22.15	0.164	21.93	0.156
			QPSK		1	0	22.32	0.171	22.22	0.167	22.07	0.161
			BPSK	Edge_Full Left	2	0	22.34	0.171	22.27	0.169	22.10	0.162
			QPSK		2	0	22.33	0.171	22.26	0.168	22.07	0.161
			BPSK	Edge_1RB Right	1	24	22.17	0.165	22.09	0.162	21.91	0.155
			QPSK		1	24	22.33	0.171	22.16	0.164	21.95	0.157
			BPSK	Edge_Full Right	2	23	22.30	0.170	22.15	0.164	21.98	0.158
		QPSK	2		23	22.29	0.169	22.15	0.164	22.04	0.160	
		CP OFDM	QPSK	Inner_1RB Left	1	1	21.99	0.158	21.92	0.156	21.71	0.148
1	1				21.44	0.139	21.29	0.135	21.20	0.132		
NR Band 26/5_Part 22												
BW (MHz)	SCS (kHz)	Modulation	RB allocation	RB Size	RB Offset	Conducted Output Power						
						165800 (829.0 MHz)		167300 (836.5 MHz)		168800 (844.0 MHz)		
						(dB m)	(W)	(dB m)	(W)	(dB m)	(W)	
10	15	DFT-S OFDM	BPSK	Inner_1RB Left	1	1	23.26	0.212	23.34	0.216	23.07	0.203
			QPSK		1	1	23.38	0.218	23.38	0.218	23.20	0.209
			16QAM		1	1	22.21	0.166	22.20	0.166	22.05	0.160
			64QAM		1	1	20.98	0.125	20.96	0.125	20.73	0.118
			256QAM	1	1	18.35	0.068	18.28	0.067	18.07	0.064	
			BPSK	Inner_1RB Right	1	50	23.15	0.207	22.99	0.199	22.96	0.198
			QPSK		1	50	23.23	0.210	23.16	0.207	23.05	0.202
			BPSK	Inner_Full	25	12	23.38	0.218	23.28	0.213	23.14	0.206
			QPSK		25	12	23.40	0.219	23.27	0.212	23.14	0.206
			BPSK	Outer_Full	50	0	22.37	0.173	22.23	0.167	22.09	0.162
			QPSK		50	0	22.34	0.171	22.24	0.167	22.06	0.161
			BPSK	Edge_1RB Left	1	0	22.26	0.168	22.24	0.167	22.01	0.159
			QPSK		1	0	22.34	0.171	22.32	0.171	22.08	0.161
			BPSK	Edge_Full Left	2	0	22.35	0.172	22.32	0.171	22.10	0.162
			QPSK		2	0	22.34	0.171	22.31	0.170	22.11	0.163
			BPSK	Edge_1RB Right	1	51	22.07	0.161	22.00	0.158	21.92	0.156
			QPSK		1	51	22.14	0.164	22.10	0.162	22.02	0.159
			BPSK	Edge_Full Right	2	50	22.15	0.164	22.10	0.162	22.01	0.159
		QPSK	2		50	22.15	0.164	22.10	0.162	22.02	0.159	
		CP OFDM	QPSK	Inner_1RB Left	1	1	21.98	0.158	21.95	0.157	21.70	0.148
1	1				21.41	0.138	21.42	0.139	21.19	0.132		

NR Band 26/5_Part 22												
BW (MHz)	SCS (kHz)	Modulation	RB allocation	RB Size	RB Offset	Conducted Output Power						
						166300 (831.5 MHz)		167300 (836.5 MHz)		168300 (841.5 MHz)		
						(dB m)	(W)	(dB m)	(W)	(dB m)	(W)	
15	15	DFT-S OFDM	BPSK	Inner_1RB Left	1	1	23.20	0.209	23.23	0.210	23.23	0.210
			QPSK		1	1	23.27	0.212	23.41	0.219	23.30	0.214
			16QAM		1	1	22.18	0.165	22.25	0.168	22.28	0.169
			64QAM		1	1	20.95	0.124	21.05	0.127	20.92	0.124
			256QAM	1	1	18.34	0.068	18.44	0.070	18.41	0.069	
			BPSK	Inner_1RB Right	1	77	23.06	0.202	23.01	0.200	23.00	0.200
			QPSK		1	77	23.14	0.206	23.17	0.207	23.07	0.203
			BPSK	Inner_Full	36	18	23.28	0.213	23.30	0.214	23.23	0.210
			QPSK		36	18	23.28	0.213	23.28	0.213	23.23	0.210
			BPSK	Outer_Full	75	0	22.23	0.167	22.28	0.169	22.22	0.167
			QPSK		75	0	22.22	0.167	22.30	0.170	22.22	0.167
			BPSK	Edge_1RB Left	1	0	22.20	0.166	22.30	0.170	22.18	0.165
			QPSK		1	0	22.36	0.172	22.41	0.174	22.26	0.168
			BPSK	Edge_Full Left	2	0	22.35	0.172	22.44	0.175	22.30	0.170
			QPSK		2	0	22.30	0.170	22.40	0.174	22.30	0.170
			BPSK	Edge_1RB Right	1	78	22.09	0.162	22.03	0.160	22.04	0.160
			QPSK		1	78	22.16	0.164	22.17	0.165	22.13	0.163
			BPSK	Edge_Full Right	2	77	22.17	0.165	22.21	0.166	22.13	0.163
		QPSK	2		77	22.19	0.166	22.16	0.164	22.14	0.164	
		CP OFDM	15	16QAM	Inner_1RB Left	1	1	21.92	0.156	22.00	0.158	21.87
1	1					21.35	0.136	21.47	0.140	21.25	0.133	
NR Band 26/5_Part 22												
BW (MHz)	SCS (kHz)	Modulation	RB allocation	RB Size	RB Offset	Conducted Output Power						
						166800 (834.0 MHz)		167300 (836.5 MHz)		167800 (839.0 MHz)		
						(dB m)	(W)	(dB m)	(W)	(dB m)	(W)	
20	15	DFT-S OFDM	BPSK	Inner_1RB Left	1	1	23.31	0.214	23.25	0.211	23.39	0.218
			QPSK		1	1	23.56	0.227	23.42	0.220	23.40	0.219
			16QAM		1	1	22.23	0.167	22.29	0.169	22.34	0.171
			64QAM		1	1	20.98	0.125	21.01	0.126	20.97	0.125
			256QAM	1	1	18.42	0.070	18.37	0.069	18.47	0.070	
			BPSK	Inner_1RB Right	1	104	23.06	0.202	23.05	0.202	23.15	0.207
			QPSK		1	104	23.22	0.210	23.21	0.209	23.14	0.206
			BPSK	Inner_Full	50	25	23.25	0.211	23.31	0.214	23.26	0.212
			QPSK		50	25	23.25	0.211	23.32	0.215	23.25	0.211
			BPSK	Outer_Full	100	0	22.36	0.172	22.40	0.174	22.34	0.171
			QPSK		100	0	22.36	0.172	22.40	0.174	22.33	0.171
			BPSK	Edge_1RB Left	1	0	22.27	0.169	22.20	0.166	22.23	0.167
			QPSK		1	0	22.36	0.172	22.36	0.172	22.35	0.172
			BPSK	Edge_Full Left	2	0	22.38	0.173	22.37	0.173	22.39	0.173
			QPSK		2	0	22.36	0.172	22.28	0.169	22.30	0.170
			BPSK	Edge_1RB Right	1	105	22.00	0.158	22.01	0.159	22.03	0.160
			QPSK		1	105	22.16	0.164	22.09	0.162	22.09	0.162
			BPSK	Edge_Full Right	2	104	22.18	0.165	22.14	0.164	22.09	0.162
		QPSK	2		104	22.11	0.163	22.11	0.163	22.09	0.162	
		CP OFDM	15	16QAM	Inner_1RB Left	1	1	22.02	0.159	21.95	0.157	21.94
1	1					21.41	0.138	21.42	0.139	21.53	0.142	

NR Band 26_Part 90												
BW (MHz)	SCS (kHz)	Modulation	RB allocation	RB Size	RB Offset	Conducted Output Power						
						163300 (816.5 MHz)		163800 (819.0 MHz)		164300 (821.5 MHz)		
						(dB m)	(W)	(dB m)	(W)	(dB m)	(W)	
5	15	DFT-S OFDM	BPSK	Inner_1RB Left	1	1	23.18	0.208	23.22	0.210	23.20	0.209
			QPSK		1	1	23.33	0.215	23.32	0.215	23.36	0.217
			16QAM		1	1	22.23	0.167	22.29	0.169	22.33	0.171
			64QAM		1	1	21.00	0.126	21.01	0.126	21.03	0.127
			256QAM	1	1	18.39	0.069	18.33	0.068	18.37	0.069	
			BPSK	Inner_1RB Right	1	23	23.19	0.208	23.27	0.212	23.21	0.209
			QPSK		1	23	23.28	0.213	23.35	0.216	23.33	0.215
			BPSK	Inner_Full	12	6	23.41	0.219	23.36	0.217	23.43	0.220
			QPSK		12	6	23.41	0.219	23.39	0.218	23.40	0.219
			BPSK	Outer_Full	25	0	22.38	0.173	22.33	0.171	22.35	0.172
			QPSK		25	0	22.40	0.174	22.33	0.171	22.36	0.172
			BPSK	Edge_1RB Left	1	0	22.22	0.167	22.28	0.169	22.29	0.169
			QPSK		1	0	22.30	0.170	22.35	0.172	22.36	0.172
			BPSK	Edge_Full Left	2	0	22.38	0.173	22.37	0.173	22.28	0.169
			QPSK		2	0	22.35	0.172	22.37	0.173	22.30	0.170
			BPSK	Edge_1RB Right	1	24	22.24	0.167	22.29	0.169	22.22	0.167
			QPSK		1	24	22.30	0.170	22.36	0.172	22.30	0.170
			BPSK	Edge_Full Right	2	23	22.33	0.171	22.35	0.172	22.38	0.173
		QPSK	2		23	22.33	0.171	22.36	0.172	22.36	0.172	
			CP OFDM	QPSK	Inner_1RB	1	1	21.98	0.158	21.98	0.158	21.95
	16QAM	Left		1	1	21.45	0.140	21.48	0.141	21.37	0.137	
NR Band 26_Part 90												
BW (MHz)	SCS (kHz)	Modulation	RB allocation	RB Size	RB Offset	Conducted Output Power						
								163800 (819.0 MHz)				
								(dB m)	(W)			
10	15	DFT-S OFDM	BPSK	Inner_1RB Left	1	1	-	-	23.30	0.214	-	-
			QPSK		1	1	-	-	23.52	0.225	-	-
			16QAM		1	1	-	-	22.24	0.167	-	-
			64QAM		1	1	-	-	21.12	0.129	-	-
			256QAM	1	1	-	-	18.34	0.068	-	-	
			BPSK	Inner_1RB Right	1	50	-	-	23.33	0.215	-	-
			QPSK		1	50	-	-	23.46	0.222	-	-
			BPSK	Inner_Full	25	12	-	-	23.50	0.224	-	-
			QPSK		25	12	-	-	23.39	0.218	-	-
			BPSK	Outer_Full	50	0	-	-	22.31	0.170	-	-
			QPSK		50	0	-	-	22.35	0.172	-	-
			BPSK	Edge_1RB Left	1	0	-	-	22.26	0.168	-	-
			QPSK		1	0	-	-	22.33	0.171	-	-
			BPSK	Edge_Full Left	2	0	-	-	22.33	0.171	-	-
			QPSK		2	0	-	-	22.32	0.171	-	-
			BPSK	Edge_1RB Right	1	51	-	-	22.13	0.163	-	-
			QPSK		1	51	-	-	22.27	0.169	-	-
			BPSK	Edge_Full Right	2	50	-	-	22.28	0.169	-	-
		QPSK	2		50	-	-	22.26	0.168	-	-	
			CP OFDM	QPSK	Inner_1RB	1	1	-	-	21.92	0.156	-
	16QAM	Left		1	1	-	-	21.40	0.138	-	-	

NR Band 66												
BW (MHz)	SCS (kHz)	Modulation	RB allocation	RB Size	RB Offset	Conducted Output Power						
						342500 (1 712.5 MHz)		349000 (1 745.0 MHz)		355500 (1 777.5 MHz)		
						(dB m)	(W)	(dB m)	(W)	(dB m)	(W)	
5	15	DFT-S OFDM	BPSK	Inner_1RB Left	1	1	22.78	0.190	23.43	0.220	23.09	0.204
			QPSK		1	1	22.83	0.192	23.48	0.223	23.20	0.209
			16QAM		1	1	21.82	0.152	22.28	0.169	22.05	0.160
			64QAM		1	1	20.50	0.112	20.93	0.124	20.76	0.119
			256QAM	1	1	18.53	0.071	18.50	0.071	18.12	0.065	
			BPSK	Inner_1RB Right	1	23	23.11	0.205	23.13	0.206	23.12	0.205
			QPSK		1	23	23.17	0.207	23.19	0.208	23.20	0.209
			BPSK	Inner_Full	12	6	23.35	0.216	23.33	0.215	23.17	0.207
			QPSK		12	6	23.33	0.215	23.30	0.214	23.19	0.208
			BPSK	Outer_Full	25	0	22.40	0.174	22.58	0.181	22.18	0.165
			QPSK		25	0	22.41	0.174	22.58	0.181	22.19	0.166
			BPSK	Edge_1RB Left	1	0	22.19	0.166	22.45	0.176	22.13	0.163
			QPSK		1	0	22.26	0.168	22.53	0.179	22.20	0.166
			BPSK	Edge_Full Left	2	0	22.25	0.168	22.52	0.179	22.22	0.167
			QPSK		2	0	22.25	0.168	22.53	0.179	22.22	0.167
			BPSK	Edge_1RB Right	1	24	22.32	0.171	22.40	0.174	22.13	0.163
			QPSK		1	24	22.39	0.173	22.48	0.177	22.18	0.165
			BPSK	Edge_Full Right	2	23	22.40	0.174	22.52	0.179	22.24	0.167
		QPSK	2		23	22.42	0.175	22.53	0.179	22.26	0.168	
		CP OFDM	QPSK	Inner_1RB	1	1	21.72	0.149	21.99	0.158	21.82	0.152
	16QAM	Left	1	1	21.10	0.129	21.42	0.139	21.23	0.133		
NR Band 66												
BW (MHz)	SCS (kHz)	Modulation	RB allocation	RB Size	RB Offset	Conducted Output Power						
						343000 (1 715.0 MHz)		349000 (1 745.0 MHz)		355000 (1 775.0 MHz)		
						(dB m)	(W)	(dB m)	(W)	(dB m)	(W)	
10	15	DFT-S OFDM	BPSK	Inner_1RB Left	1	1	22.78	0.190	23.61	0.230	23.10	0.204
			QPSK		1	1	22.83	0.192	23.66	0.232	23.24	0.211
			16QAM		1	1	21.82	0.152	21.82	0.152	22.10	0.162
			64QAM		1	1	20.51	0.112	21.32	0.136	20.77	0.119
			256QAM	1	1	18.41	0.069	18.58	0.072	18.10	0.065	
			BPSK	Inner_1RB Right	1	50	23.08	0.203	23.29	0.213	23.11	0.205
			QPSK		1	50	23.15	0.207	23.36	0.217	23.23	0.210
			BPSK	Inner_Full	25	12	22.91	0.195	23.55	0.226	23.19	0.208
			QPSK		25	12	22.89	0.195	23.57	0.228	23.19	0.208
			BPSK	Outer_Full	50	0	22.15	0.164	22.36	0.172	22.20	0.166
			QPSK		50	0	22.31	0.170	22.63	0.183	22.20	0.166
			BPSK	Edge_1RB Left	1	0	21.95	0.157	22.53	0.179	22.10	0.162
			QPSK		1	0	22.03	0.160	22.62	0.183	22.16	0.164
			BPSK	Edge_Full Left	2	0	22.01	0.159	22.66	0.185	22.16	0.164
			QPSK		2	0	22.03	0.160	22.67	0.185	22.17	0.165
			BPSK	Edge_1RB Right	1	51	22.17	0.165	22.30	0.170	22.10	0.162
			QPSK		1	51	22.28	0.169	22.39	0.173	22.14	0.164
			BPSK	Edge_Full Right	2	50	22.30	0.170	22.39	0.173	22.14	0.164
		QPSK	2		50	22.32	0.171	22.40	0.174	22.16	0.164	
		CP OFDM	QPSK	Inner_1RB	1	1	21.46	0.140	21.90	0.155	21.85	0.153
	16QAM	Left	1	1	20.85	0.122	21.29	0.135	21.25	0.133		

NR Band 66												
BW (MHz)	SCS (kHz)	Modulation	RB allocation	RB Size	RB Offset	Conducted Output Power						
						343500 (1 717.5 MHz)		349000 (1 745.0 MHz)		354500 (1 772.5 MHz)		
						(dB m)	(W)	(dB m)	(W)	(dB m)	(W)	
15	15	DFT-S OFDM	BPSK	Inner_1RB Left	1	1	23.29	0.213	23.71	0.235	23.10	0.204
					1	1	23.33	0.215	23.76	0.238	23.23	0.210
					1	1	22.35	0.172	22.67	0.185	22.06	0.161
					1	1	21.07	0.128	21.40	0.138	20.83	0.121
			QPSK	Inner_1RB Left	1	1	18.67	0.074	18.72	0.074	18.09	0.064
					1	77	23.56	0.227	23.32	0.215	23.22	0.210
					1	77	23.64	0.231	23.39	0.218	23.16	0.207
					36	18	23.15	0.207	23.59	0.229	23.12	0.205
			BPSK	Inner_Full	36	18	22.97	0.198	23.55	0.226	23.16	0.207
					75	0	22.14	0.164	22.58	0.181	22.10	0.162
			QPSK	Outer_Full	75	0	22.53	0.179	22.56	0.180	22.11	0.163
					1	0	22.19	0.166	22.70	0.186	22.14	0.164
			BPSK	Edge_1RB Left	1	0	22.27	0.169	22.76	0.189	22.15	0.164
					2	0	22.24	0.167	22.73	0.187	22.17	0.165
			QPSK	Edge_Full Left	2	0	22.26	0.168	22.76	0.189	22.20	0.166
					1	78	22.58	0.181	22.27	0.169	22.09	0.162
			BPSK	Edge_1RB Right	1	78	22.66	0.185	22.37	0.173	22.13	0.163
					2	77	22.70	0.186	22.36	0.172	22.14	0.164
		QPSK	Edge_Full Right	2	77	22.73	0.187	22.37	0.173	22.17	0.165	
				1	1	21.77	0.150	22.37	0.173	21.81	0.152	
CP OFDM	QPSK	Inner_1RB Left	1	1	21.16	0.131	21.81	0.152	21.20	0.132		
			1	1	21.16	0.131	21.81	0.152	21.20	0.132		
NR Band 66												
BW (MHz)	SCS (kHz)	Modulation	RB allocation	RB Size	RB Offset	Conducted Output Power						
						344000 (1 720.0 MHz)		349000 (1 745.0 MHz)		354000 (1 770.0 MHz)		
						(dB m)	(W)	(dB m)	(W)	(dB m)	(W)	
20	15	DFT-S OFDM	BPSK	Inner_1RB Left	1	1	23.51	0.224	23.66	0.232	23.18	0.208
					1	1	23.47	0.222	23.74	0.237	23.19	0.208
					1	1	22.48	0.177	22.68	0.185	22.14	0.164
					1	1	21.18	0.131	21.39	0.138	20.82	0.121
			QPSK	Inner_1RB Left	1	1	18.38	0.069	18.67	0.074	18.07	0.064
					1	104	23.17	0.207	23.20	0.209	22.95	0.197
					1	104	23.26	0.212	23.27	0.212	23.16	0.207
					50	25	23.36	0.217	23.53	0.225	23.11	0.205
			BPSK	Inner_Full	50	25	23.39	0.218	23.45	0.221	23.11	0.205
					100	0	22.72	0.187	22.60	0.182	22.12	0.163
			QPSK	Outer_Full	100	0	22.79	0.190	22.58	0.181	22.10	0.162
					1	0	22.67	0.185	22.70	0.186	22.09	0.162
			BPSK	Edge_1RB Left	1	0	22.66	0.185	22.77	0.189	22.14	0.164
					2	0	22.64	0.184	22.73	0.187	22.14	0.164
			QPSK	Edge_Full Left	2	0	22.65	0.184	22.76	0.189	22.14	0.164
					1	105	22.47	0.177	22.19	0.166	21.89	0.155
			BPSK	Edge_1RB Right	1	105	22.55	0.180	22.27	0.169	21.99	0.158
					2	104	22.51	0.178	22.27	0.169	21.96	0.157
		QPSK	Edge_Full Right	2	104	22.55	0.180	22.22	0.167	22.04	0.160	
				1	1	21.88	0.154	22.35	0.172	21.82	0.152	
CP OFDM	QPSK	Inner_1RB Left	1	1	21.88	0.154	22.35	0.172	21.82	0.152		
			1	1	21.28	0.134	21.80	0.151	21.17	0.131		

NR Band 66												
BW (MHz)	SCS (kHz)	Modulation	RB allocation	RB Size	RB Offset	Conducted Output Power						
						344500 (1 722.5 MHz)		349000 (1 745.0 MHz)		353500 (1 767.5 MHz)		
						(dB m)	(W)	(dB m)	(W)	(dB m)	(W)	
25	15	DFT-S OFDM	BPSK	Inner_1RB Left	1	1	23.42	0.220	23.72	0.236	23.11	0.205
			QPSK		1	1	23.47	0.222	23.63	0.231	23.36	0.217
			16QAM		1	1	22.37	0.173	22.72	0.187	22.29	0.169
			64QAM		1	1	21.16	0.131	21.46	0.140	20.72	0.118
			256QAM		1	1	18.25	0.067	18.71	0.074	18.03	0.064
			BPSK	Inner_1RB Right	1	131	22.99	0.199	23.31	0.214	22.97	0.198
			QPSK		1	131	23.25	0.211	23.13	0.206	23.07	0.203
			BPSK	Inner_Full	64	32	23.23	0.210	23.44	0.221	23.17	0.207
			QPSK		64	32	23.56	0.227	23.45	0.221	23.08	0.203
			BPSK	Outer_Full	128	0	22.92	0.196	22.66	0.185	22.32	0.171
			QPSK		128	0	22.75	0.188	22.64	0.184	21.92	0.156
			BPSK	Edge_1RB Left	1	0	22.85	0.193	22.75	0.188	22.06	0.161
			QPSK		1	0	22.83	0.192	22.76	0.189	22.25	0.168
			BPSK	Edge_Full Left	2	0	22.80	0.191	22.92	0.196	22.32	0.171
			QPSK		2	0	22.56	0.180	22.74	0.188	22.08	0.161
			BPSK	Edge_1RB Right	1	132	22.52	0.179	22.02	0.159	21.99	0.158
			QPSK		1	132	22.46	0.176	22.41	0.174	22.01	0.159
			BPSK	Edge_Full Right	2	131	22.42	0.175	22.18	0.165	21.84	0.153
			QPSK		2	131	22.40	0.174	22.11	0.163	22.02	0.159
			CP OFDM	15	QPSK	Inner_1RB Left	1	1	21.81	0.152	22.18	0.165
1	1	21.23					0.133	21.38	0.137	21.36	0.137	
NR Band 66												
BW (MHz)	SCS (kHz)	Modulation	RB allocation	RB Size	RB Offset	Conducted Output Power						
						345000 (1 725.0 MHz)		349000 (1 745.0 MHz)		353000 (1 765.0 MHz)		
						(dB m)	(W)	(dB m)	(W)	(dB m)	(W)	
30	15	DFT-S OFDM	BPSK	Inner_1RB Left	1	1	23.53	0.225	23.43	0.220	23.08	0.203
			QPSK		1	1	23.58	0.228	23.47	0.222	23.05	0.202
			16QAM		1	1	22.58	0.181	22.78	0.190	22.12	0.163
			64QAM		1	1	21.16	0.131	21.48	0.141	20.81	0.121
			256QAM		1	1	18.35	0.068	18.94	0.078	18.41	0.069
			BPSK	Inner_1RB Right	1	158	23.11	0.205	23.50	0.224	22.37	0.173
			QPSK		1	158	22.49	0.177	23.55	0.226	22.42	0.175
			BPSK	Inner_Full	80	40	22.89	0.195	23.70	0.234	22.87	0.194
			QPSK		80	40	22.83	0.192	23.23	0.210	22.85	0.193
			BPSK	Outer_Full	160	0	22.30	0.170	22.13	0.163	22.06	0.161
			QPSK		160	0	22.29	0.169	22.35	0.172	22.26	0.168
			BPSK	Edge_1RB Left	1	0	22.09	0.162	22.29	0.169	22.24	0.167
			QPSK		1	0	22.18	0.165	22.35	0.172	22.32	0.171
			BPSK	Edge_Full Left	2	0	22.15	0.164	22.30	0.170	22.33	0.171
			QPSK		2	0	22.16	0.164	22.30	0.170	22.32	0.171
			BPSK	Edge_1RB Right	1	159	22.32	0.171	21.16	0.131	22.23	0.167
			QPSK		1	159	22.38	0.173	21.26	0.134	22.28	0.169
			BPSK	Edge_Full Right	2	158	22.37	0.173	21.20	0.132	22.28	0.169
			QPSK		2	158	22.40	0.174	21.24	0.133	22.28	0.169
			CP OFDM	15	QPSK	Inner_1RB Left	1	1	22.03	0.160	22.17	0.165
1	1	21.16					0.131	21.57	0.144	21.38	0.137	

NR Band 66												
BW (MHz)	SCS (kHz)	Modulation	RB allocation	RB Size	RB Offset	Conducted Output Power						
						346000 (1 730.0 MHz)		349000 (1 745.0 MHz)		352000 (1 760.0 MHz)		
						(dB m)	(W)	(dB m)	(W)	(dB m)	(W)	
40	15	DFT-S OFDM	BPSK	Inner_1RB Left	1	1	23.45	0.221	23.84	0.242	23.36	0.217
			QPSK		1	1	23.41	0.219	23.79	0.239	23.40	0.219
			16QAM		1	1	22.42	0.175	22.68	0.185	22.29	0.169
			64QAM		1	1	21.08	0.128	21.51	0.142	21.04	0.127
			256QAM	1	1	18.35	0.068	18.95	0.079	18.51	0.071	
			BPSK	Inner_1RB Right	1	214	23.12	0.205	23.05	0.202	22.85	0.193
			QPSK		1	214	23.11	0.205	23.12	0.205	22.87	0.194
			BPSK	Inner_Full	108	54	23.05	0.202	23.26	0.212	23.01	0.200
			QPSK		108	54	22.76	0.189	23.64	0.231	22.30	0.170
			BPSK	Outer_Full	216	0	22.15	0.164	22.32	0.171	22.26	0.168
			QPSK		216	0	22.17	0.165	22.61	0.182	21.94	0.156
			BPSK	Edge_1RB Left	1	0	22.25	0.168	22.60	0.182	22.27	0.169
			QPSK		1	0	22.42	0.175	22.67	0.185	22.45	0.176
			BPSK	Edge_Full Left	2	0	22.33	0.171	22.63	0.183	22.36	0.172
			QPSK		2	0	22.56	0.180	22.70	0.186	22.43	0.175
			BPSK	Edge_1RB Right	1	215	22.05	0.160	21.56	0.143	21.17	0.131
		QPSK	1		215	22.14	0.164	21.65	0.146	21.24	0.133	
		BPSK	Edge_Full Right	2	214	22.12	0.163	21.58	0.144	21.22	0.132	
		QPSK		2	214	22.14	0.164	21.60	0.145	21.24	0.133	
		CP OFDM	16QAM	QPSK	Inner_1RB Left	1	1	22.35	0.172	22.37	0.173	22.22
16QAM	1			1		21.56	0.143	21.83	0.152	21.52	0.142	

NR Band 71												
BW (MHz)	SCS (kHz)	Modulation	RB allocation	RB Size	RB Offset	Conducted Output Power						
						133100 (665.5 MHz)		136100 (680.5 MHz)		139100 (695.5 MHz)		
						(dB m)	(W)	(dB m)	(W)	(dB m)	(W)	
5	15	DFT-S OFDM	BPSK	Inner_1RB Left	1	1	23.69	0.234	23.38	0.218	23.39	0.218
					1	1	23.75	0.237	23.51	0.224	23.44	0.221
					1	1	22.70	0.186	22.44	0.175	22.39	0.173
					1	1	21.41	0.138	21.10	0.129	21.10	0.129
			QPSK	Inner_1RB Left	1	1	18.77	0.075	18.49	0.071	18.48	0.070
					1	23	23.68	0.233	23.26	0.212	23.37	0.217
					1	23	23.57	0.228	23.33	0.215	23.47	0.222
					12	6	23.54	0.226	23.52	0.225	23.53	0.225
			QPSK	Inner_Full	12	6	23.64	0.231	23.51	0.224	23.51	0.224
					25	0	22.82	0.191	22.45	0.176	22.56	0.180
					25	0	22.83	0.192	22.47	0.177	22.57	0.181
					1	0	22.71	0.187	22.40	0.174	22.43	0.175
			QPSK	Edge_1RB Left	1	0	22.78	0.190	22.48	0.177	22.52	0.179
					2	0	22.81	0.191	22.50	0.178	22.54	0.179
					2	0	22.81	0.191	22.52	0.179	22.55	0.180
					1	24	22.60	0.182	22.31	0.170	22.42	0.175
			QPSK	Edge_Full Left	1	24	22.69	0.186	22.39	0.173	22.49	0.177
					2	23	22.72	0.187	22.36	0.172	22.52	0.179
		2			23	22.69	0.186	22.36	0.172	22.52	0.179	
		1			1	22.33	0.171	22.07	0.161	22.09	0.162	
CP OFDM	QPSK	Inner_1RB Left	1	1	22.33	0.171	22.07	0.161	22.09	0.162		
			1	1	21.73	0.149	21.54	0.143	21.47	0.140		
NR Band 71												
BW (MHz)	SCS (kHz)	Modulation	RB allocation	RB Size	RB Offset	Conducted Output Power						
						133600 (668.0 MHz)		136100 (680.5 MHz)		138600 (693.0 MHz)		
						(dB m)	(W)	(dB m)	(W)	(dB m)	(W)	
10	15	DFT-S OFDM	BPSK	Inner_1RB Left	1	1	23.74	0.237	23.61	0.230	23.42	0.220
					1	1	23.71	0.235	23.67	0.233	23.48	0.223
					1	1	22.64	0.184	22.56	0.180	22.33	0.171
					1	1	21.42	0.139	21.22	0.132	21.00	0.126
			QPSK	Inner_1RB Left	1	1	18.76	0.075	18.68	0.074	18.43	0.070
					1	50	23.70	0.234	23.42	0.220	23.58	0.228
					1	50	23.77	0.238	23.50	0.224	23.64	0.231
					25	12	23.71	0.235	23.51	0.224	23.48	0.223
			QPSK	Inner_Full	25	12	23.67	0.233	23.51	0.224	23.49	0.223
					50	0	22.77	0.189	22.54	0.180	22.53	0.179
					50	0	22.86	0.193	22.59	0.182	22.51	0.178
					1	0	22.66	0.185	22.57	0.181	22.36	0.172
			QPSK	Edge_1RB Left	1	0	22.73	0.188	22.66	0.185	22.44	0.175
					2	0	22.78	0.190	22.56	0.180	22.43	0.175
					2	0	22.79	0.190	22.62	0.183	22.43	0.175
					1	51	22.61	0.182	22.38	0.173	22.52	0.179
			QPSK	Edge_Full Left	1	51	22.70	0.186	22.37	0.173	22.60	0.182
					2	50	22.72	0.187	22.36	0.172	22.49	0.177
		2			50	22.73	0.188	22.37	0.173	22.60	0.182	
		1			1	22.43	0.175	22.31	0.170	22.10	0.162	
CP OFDM	QPSK	Inner_1RB Left	1	1	22.43	0.175	22.31	0.170	22.10	0.162		
			1	1	21.69	0.148	21.66	0.147	21.49	0.141		

NR Band 71												
BW (MHz)	SCS (kHz)	Modulation	RB allocation	RB Size	RB Offset	Conducted Output Power						
						134100 (670.5 MHz)		136100 (680.5 MHz)		138100 (690.5 MHz)		
						(dB m)	(W)	(dB m)	(W)	(dB m)	(W)	
15	15	DFT-S OFDM	BPSK	Inner_1RB Left	1	1	23.74	0.237	23.58	0.228	23.34	0.216
					1	1	23.69	0.234	23.65	0.232	23.39	0.218
					1	1	22.63	0.183	22.59	0.182	22.34	0.171
					1	1	21.40	0.138	21.30	0.135	21.05	0.127
			QPSK	Inner_1RB Left	1	1	18.79	0.076	18.76	0.075	18.52	0.071
					1	77	23.46	0.222	23.39	0.218	23.37	0.217
					1	77	23.53	0.225	23.45	0.221	23.51	0.224
					36	18	23.71	0.235	23.47	0.222	23.37	0.217
			QPSK	Inner_Full	36	18	23.63	0.231	23.47	0.222	23.35	0.216
					75	0	22.62	0.183	22.51	0.178	22.47	0.177
					75	0	22.63	0.183	22.53	0.179	22.46	0.176
					1	0	22.66	0.185	22.59	0.182	22.33	0.171
			QPSK	Edge_1RB Left	1	0	22.74	0.188	22.67	0.185	22.41	0.174
					2	0	22.76	0.189	22.69	0.186	22.40	0.174
					2	0	22.76	0.189	22.71	0.187	22.42	0.175
					1	78	22.49	0.177	22.40	0.174	22.43	0.175
			QPSK	Edge_Full Left	1	78	22.56	0.180	22.43	0.175	22.52	0.179
					2	77	22.55	0.180	22.47	0.177	22.53	0.179
		2			77	22.57	0.181	22.48	0.177	22.55	0.180	
		1			1	22.32	0.171	22.28	0.169	22.02	0.159	
CP OFDM	QPSK	Inner_1RB Left	1	1	22.32	0.171	22.28	0.169	22.02	0.159		
			1	1	21.71	0.148	21.64	0.146	21.39	0.138		
NR Band 71												
BW (MHz)	SCS (kHz)	Modulation	RB allocation	RB Size	RB Offset	Conducted Output Power						
						134600 (673.0 MHz)		136100 (680.5 MHz)		137600 (688.0 MHz)		
						(dB m)	(W)	(dB m)	(W)	(dB m)	(W)	
20	15	DFT-S OFDM	BPSK	Inner_1RB Left	1	1	23.67	0.233	23.65	0.232	23.48	0.223
					1	1	23.74	0.237	23.73	0.236	23.55	0.226
					1	1	22.57	0.181	22.56	0.180	22.42	0.175
					1	1	21.32	0.136	21.26	0.134	21.11	0.129
			QPSK	Inner_1RB Left	1	1	18.71	0.074	18.70	0.074	18.48	0.070
					1	104	23.30	0.214	23.40	0.219	23.43	0.220
					1	104	23.43	0.220	23.53	0.225	23.56	0.227
					50	25	23.65	0.232	23.43	0.220	23.37	0.217
			QPSK	Inner_Full	50	25	23.66	0.232	23.50	0.224	23.36	0.217
					100	0	22.66	0.185	22.60	0.182	22.55	0.180
					100	0	22.67	0.185	22.58	0.181	22.56	0.180
					1	0	22.63	0.183	22.55	0.180	22.37	0.173
			QPSK	Edge_1RB Left	1	0	22.69	0.186	22.63	0.183	22.45	0.176
					2	0	22.74	0.188	22.68	0.185	22.47	0.177
					2	0	22.70	0.186	22.70	0.186	22.49	0.177
					1	105	22.27	0.169	22.34	0.171	22.36	0.172
			QPSK	Edge_Full Left	1	105	22.31	0.170	22.43	0.175	22.51	0.178
					2	104	22.33	0.171	22.36	0.172	22.48	0.177
		2			104	22.42	0.175	22.43	0.175	22.52	0.179	
		1			1	22.37	0.173	22.31	0.170	22.08	0.161	
CP OFDM	QPSK	Inner_1RB Left	1	1	22.37	0.173	22.31	0.170	22.08	0.161		
			1	1	21.77	0.150	21.70	0.148	21.56	0.143		

ENDC

5A-n2A												
BW (MHz)	SCS (kHz)	Modulation		RB allocation	RB Size	RB Offset	Conducted Output Power					
							371000 (1855.0 MHz)		376000 (1 880.0 MHz)		381000 (1 905.0 MHz)	
							(dB m)	(W)	(dB m)	(W)	(dB m)	(W)
10	15	DFT-S OFDM	BPSK	Inner_1RB	1	1	23.41	0.219	23.09	0.204	23.21	0.209
			QPSK	Left	1	1	23.23	0.210	23.09	0.204	23.20	0.209
			BPSK	Inner_1RB	1	77	23.15	0.207	23.30	0.214	22.51	0.178
			QPSK	Right	1	77	23.28	0.213	23.16	0.207	22.16	0.164
12A-n2A												
BW (MHz)	SCS (kHz)	Modulation		RB allocation	RB Size	RB Offset	Conducted Output Power					
							371000 (1855.0 MHz)		376000 (1 880.0 MHz)		381000 (1 905.0 MHz)	
							(dB m)	(W)	(dB m)	(W)	(dB m)	(W)
10	15	DFT-S OFDM	BPSK	Inner_1RB	1	1	23.29	0.213	22.94	0.197	23.27	0.212
			QPSK	Left	1	1	23.21	0.209	22.91	0.195	23.20	0.209
			BPSK	Inner_1RB	1	77	23.33	0.215	23.04	0.201	22.46	0.176
			QPSK	Right	1	77	23.39	0.218	22.95	0.197	22.38	0.173
13A-n2A												
BW (MHz)	SCS (kHz)	Modulation		RB allocation	RB Size	RB Offset	Conducted Output Power					
							371000 (1855.0 MHz)		376000 (1 880.0 MHz)		381000 (1 905.0 MHz)	
							(dB m)	(W)	(dB m)	(W)	(dB m)	(W)
10	15	DFT-S OFDM	BPSK	Inner_1RB	1	1	23.33	0.215	23.19	0.208	23.23	0.210
			QPSK	Left	1	1	23.35	0.216	23.16	0.207	23.17	0.207
			BPSK	Inner_1RB	1	77	23.21	0.209	23.25	0.211	22.91	0.195
			QPSK	Right	1	77	23.11	0.205	23.17	0.207	22.77	0.189
14A-n2A												
BW (MHz)	SCS (kHz)	Modulation		RB allocation	RB Size	RB Offset	Conducted Output Power					
							371000 (1855.0 MHz)		376000 (1 880.0 MHz)		381000 (1 905.0 MHz)	
							(dB m)	(W)	(dB m)	(W)	(dB m)	(W)
10	15	DFT-S OFDM	BPSK	Inner_1RB	1	1	23.31	0.214	23.27	0.212	23.12	0.205
			QPSK	Left	1	1	23.25	0.211	23.22	0.210	23.07	0.203
			BPSK	Inner_1RB	1	77	23.27	0.212	22.97	0.198	22.42	0.175
			QPSK	Right	1	77	23.26	0.212	22.99	0.199	22.34	0.171
71A-n2A												
BW (MHz)	SCS (kHz)	Modulation		RB allocation	RB Size	RB Offset	Conducted Output Power					
							371000 (1855.0 MHz)		376000 (1 880.0 MHz)		381000 (1 905.0 MHz)	
							(dB m)	(W)	(dB m)	(W)	(dB m)	(W)
10	15	DFT-S OFDM	BPSK	Inner_1RB	1	1	23.22	0.210	23.01	0.200	23.15	0.207
			QPSK	Left	1	1	23.12	0.205	23.15	0.207	23.11	0.205
			BPSK	Inner_1RB	1	77	23.15	0.207	23.17	0.207	22.41	0.174
			QPSK	Right	1	77	23.08	0.203	23.08	0.203	22.31	0.170

2A-n5A												
BW (MHz)	SCS (kHz)	Modulation		RB allocation	RB Size	RB Offset	Conducted Output Power					
							166800 (834.0 MHz)		167300 (836.5 MHz)		167800 (839.0 MHz)	
							(dB m)	(W)	(dB m)	(W)	(dB m)	(W)
20	15	DFT-S OFDM	BPSK	Inner_1RB	1	1	23.25	0.211	23.05	0.202	23.20	0.209
			QPSK	Left	1	1	23.17	0.207	23.05	0.202	23.07	0.203
			BPSK	Inner_1RB	1	50	23.22	0.210	23.03	0.201	23.07	0.203
			QPSK	Right	1	50	23.22	0.210	23.09	0.204	23.03	0.201
7A-n5A												
BW (MHz)	SCS (kHz)	Modulation		RB allocation	RB Size	RB Offset	Conducted Output Power					
							166800 (834.0 MHz)		167300 (836.5 MHz)		167800 (839.0 MHz)	
							(dB m)	(W)	(dB m)	(W)	(dB m)	(W)
20	15	DFT-S OFDM	BPSK	Inner_1RB	1	1	23.38	0.218	23.39	0.218	23.38	0.218
			QPSK	Left	1	1	23.13	0.206	23.25	0.211	23.21	0.209
			BPSK	Inner_1RB	1	50	23.43	0.220	23.19	0.208	23.27	0.212
			QPSK	Right	1	50	23.39	0.218	23.11	0.205	23.10	0.204
66A-n5A												
BW (MHz)	SCS (kHz)	Modulation		RB allocation	RB Size	RB Offset	Conducted Output Power					
							166800 (834.0 MHz)		167300 (836.5 MHz)		167800 (839.0 MHz)	
							(dB m)	(W)	(dB m)	(W)	(dB m)	(W)
20	15	DFT-S OFDM	BPSK	Inner_1RB	1	1	23.31	0.214	23.37	0.217	23.29	0.213
			QPSK	Left	1	1	23.24	0.211	23.31	0.214	23.22	0.210
			BPSK	Inner_1RB	1	50	23.26	0.212	23.22	0.210	23.12	0.205
			QPSK	Right	1	50	23.29	0.213	23.21	0.209	23.00	0.200

5A-n66A												
BW (MHz)	SCS (kHz)	Modulation		RB allocation	RB Size	RB Offset	Conducted Output Power					
							346000 (1 730.0 MHz)		349000 (1 745.0 MHz)		352000 (1 760.0 MHz)	
							(dB m)	(W)	(dB m)	(W)	(dB m)	(W)
40	15	DFT-S OFDM	BPSK	Inner_1RB	1	1	23.06	0.202	22.92	0.196	23.05	0.202
			QPSK	Left	1	1	23.07	0.203	22.80	0.191	23.04	0.201
			BPSK	Inner_1RB	1	214	22.89	0.195	22.85	0.193	22.83	0.192
			QPSK	Right	1	214	23.01	0.200	22.87	0.194	22.95	0.197
7A-n66A												
BW (MHz)	SCS (kHz)	Modulation		RB allocation	RB Size	RB Offset	Conducted Output Power					
							346000 (1 730.0 MHz)		349000 (1 745.0 MHz)		352000 (1 760.0 MHz)	
							(dB m)	(W)	(dB m)	(W)	(dB m)	(W)
40	15	DFT-S OFDM	BPSK	Inner_1RB	1	1	23.14	0.206	22.62	0.183	22.56	0.180
			QPSK	Left	1	1	23.10	0.204	23.14	0.206	23.03	0.201
			BPSK	Inner_1RB	1	214	22.58	0.181	22.69	0.186	22.78	0.190
			QPSK	Right	1	214	23.15	0.207	22.79	0.190	23.07	0.203
12A-n66A												
BW (MHz)	SCS (kHz)	Modulation		RB allocation	RB Size	RB Offset	Conducted Output Power					
							346000 (1 730.0 MHz)		349000 (1 745.0 MHz)		352000 (1 760.0 MHz)	
							(dB m)	(W)	(dB m)	(W)	(dB m)	(W)
40	15	DFT-S OFDM	BPSK	Inner_1RB	1	1	22.94	0.197	23.11	0.205	22.53	0.179
			QPSK	Left	1	1	23.03	0.201	22.74	0.188	22.56	0.180
			BPSK	Inner_1RB	1	214	23.01	0.200	22.97	0.198	23.01	0.200
			QPSK	Right	1	214	22.96	0.198	22.93	0.196	22.89	0.195
13A-n66A												
BW (MHz)	SCS (kHz)	Modulation		RB allocation	RB Size	RB Offset	Conducted Output Power					
							346000 (1 730.0 MHz)		349000 (1 745.0 MHz)		352000 (1 760.0 MHz)	
							(dB m)	(W)	(dB m)	(W)	(dB m)	(W)
40	15	DFT-S OFDM	BPSK	Inner_1RB	1	1	22.85	0.193	23.01	0.200	22.79	0.190
			QPSK	Left	1	1	22.98	0.199	22.95	0.197	22.72	0.187
			BPSK	Inner_1RB	1	214	22.79	0.190	22.78	0.190	22.97	0.198
			QPSK	Right	1	214	22.89	0.195	22.88	0.194	22.95	0.197
14A-n66A												
BW (MHz)	SCS (kHz)	Modulation		RB allocation	RB Size	RB Offset	Conducted Output Power					
							346000 (1 730.0 MHz)		349000 (1 745.0 MHz)		352000 (1 760.0 MHz)	
							(dB m)	(W)	(dB m)	(W)	(dB m)	(W)
40	15	DFT-S OFDM	BPSK	Inner_1RB	1	1	22.89	0.195	22.97	0.198	22.96	0.198
			QPSK	Left	1	1	22.88	0.194	22.96	0.198	22.73	0.187
			BPSK	Inner_1RB	1	214	22.86	0.193	22.75	0.188	22.76	0.189
			QPSK	Right	1	214	22.87	0.194	22.62	0.183	22.87	0.194
71A-n66A												
BW (MHz)	SCS (kHz)	Modulation		RB allocation	RB Size	RB Offset	Conducted Output Power					
							346000 (1 730.0 MHz)		349000 (1 745.0 MHz)		352000 (1 760.0 MHz)	
							(dB m)	(W)	(dB m)	(W)	(dB m)	(W)
40	15	DFT-S OFDM	BPSK	Inner_1RB	1	1	22.99	0.199	23.15	0.207	22.73	0.187
			QPSK	Left	1	1	22.88	0.194	22.88	0.194	22.89	0.195
			BPSK	Inner_1RB	1	214	22.90	0.195	22.83	0.192	22.68	0.185
			QPSK	Right	1	214	22.84	0.192	22.79	0.190	22.56	0.180

2A-n71A												
BW (MHz)	SCS (kHz)	Modulation		RB allocation	RB Size	RB Offset	Conducted Output Power					
							133600 (668.0 MHz)		136100 (680.5 MHz)		138600 (693.0 MHz)	
							(dB m)	(W)	(dB m)	(W)	(dB m)	(W)
10	15	DFT-S OFDM	BPSK	Inner_1RB	1	1	23.31	0.214	23.17	0.207	23.12	0.205
			QPSK	Left	1	1	22.91	0.195	23.13	0.206	23.10	0.204
			BPSK	Inner_1RB	1	50	23.43	0.220	23.11	0.205	23.11	0.205
			QPSK	Right	1	50	23.12	0.205	23.03	0.201	23.06	0.202
66A-n71A												
BW (MHz)	SCS (kHz)	Modulation		RB allocation	RB Size	RB Offset	Conducted Output Power					
							133600 (668.0 MHz)		136100 (680.5 MHz)		138600 (693.0 MHz)	
							(dB m)	(W)	(dB m)	(W)	(dB m)	(W)
10	15	DFT-S OFDM	BPSK	Inner_1RB	1	1	23.08	0.203	23.16	0.207	22.89	0.195
			QPSK	Left	1	1	23.02	0.200	23.07	0.203	22.89	0.195
			BPSK	Inner_1RB	1	50	23.20	0.209	23.01	0.200	23.04	0.201
			QPSK	Right	1	50	23.15	0.207	22.92	0.196	22.94	0.197

Note ;

The ENDC combination were compared at the bandwidth of the worst output of the SA mode.

4. Occupied Bandwidth

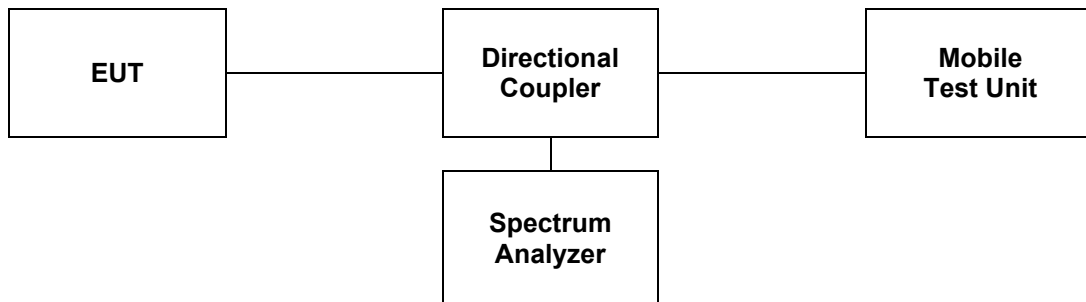
4.1. Limit

CFR 47, Section FCC §2.1049.

4.2. Test Procedure

The test follows section 5.4.4 of ANSI C63.26-2015.

- a. The spectrum analyzer center frequency is set to the nominal EUT channel center frequency. The frequency span for the spectrum analyzer shall be set wide enough to capture all modulation. products including the emission skirts (typically a span of $1.5 \times \text{OBW}$ is sufficient).
- b. The nominal IF filter 3 dB bandwidth (RBW) shall be in the range of 1 % to 5 % of the anticipated OBW, and the VBW shall be set $\geq 3 \times \text{RBW}$.
- c. Set the reference level of the instrument as required to prevent the signal amplitude from exceeding the maximum spectrum analyzer input mixer level for linear operation. See guidance provided in 4.2.3.
- d. Set the detection mode to peak, and the trace mode to max-hold.
- e. If the instrument does not have a 99 % OBW function, recover the trace data points and sum directly in linear power terms. Place the recovered amplitude data points, beginning at the lowest frequency, in a running sum until 0.5 % of the total is reached. Record that frequency as the lower OBW frequency. Repeat the process until 99.5 % of the total is reached and record that frequency as the upper OBW frequency. The 99 % power OBW can be determined by computing the difference these two frequencies.
- f. The OBW shall be reported and plot(s) of the measuring instrument display shall be provided with the test report. The frequency and amplitude axis and scale shall be clearly labeled. Tabular data can be reported in addition to the plot(s).



4.3 Test Results

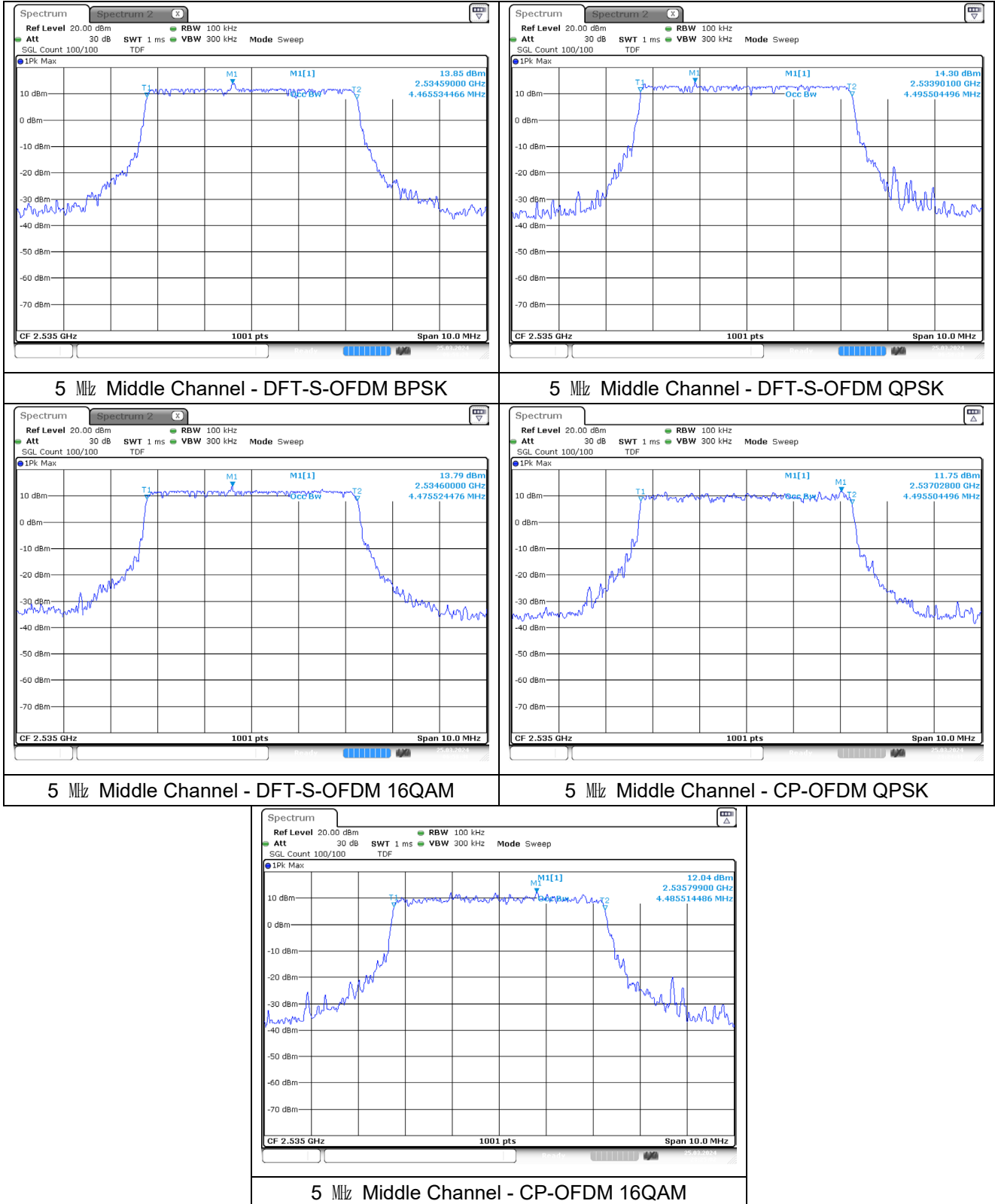
Ambient temperature : (23 ± 1) °C
 Relative humidity : 47 % R.H.

Band	SCS (kHz)	BW (MHz)	Frequency (MHz)	Occupied Bandwidth (MHz)				
				DFT-S-OFDM BPSK	DFT-S-OFDM QPSK	DFT-S-OFDM 16QAM	CP-OFDM QPSK	CP-OFDM 16QAM
7	15	5	2 535.0	4.466	4.496	4.476	4.496	4.486
		10		8.931	8.971	8.931	9.291	9.271
		15		13.487	13.457	13.516	14.146	14.146
		20		17.942	17.902	17.942	18.941	18.941
Band	SCS (kHz)	BW (MHz)	Frequency (MHz)	Occupied Bandwidth (MHz)				
				DFT-S-OFDM BPSK	DFT-S-OFDM QPSK	DFT-S-OFDM 16QAM	CP-OFDM QPSK	CP-OFDM 16QAM
12	15	5	707.5	4.496	4.486	4.486	4.486	4.476
		10		8.911	8.931	8.911	9.251	9.251
		15		13.427	13.457	13.516	14.146	14.116
Band	SCS (kHz)	BW (MHz)	Frequency (MHz)	Occupied Bandwidth (MHz)				
				DFT-S-OFDM BPSK	DFT-S-OFDM QPSK	DFT-S-OFDM 16QAM	CP-OFDM QPSK	CP-OFDM 16QAM
13	15	5	782.0	4.476	4.515	4.476	4.505	4.486
		10		8.871	8.891	8.951	9.231	9.251
Band	SCS (kHz)	BW (MHz)	Frequency (MHz)	Occupied Bandwidth (MHz)				
				DFT-S-OFDM BPSK	DFT-S-OFDM QPSK	DFT-S-OFDM 16QAM	CP-OFDM QPSK	CP-OFDM 16QAM
14	15	5	793.0	4.476	4.486	4.486	4.505	4.476
		10		8.891	8.931	8.931	9.271	9.251
Band	SCS (kHz)	BW (MHz)	Frequency (MHz)	Occupied Bandwidth (MHz)				
				DFT-S-OFDM BPSK	DFT-S-OFDM QPSK	DFT-S-OFDM 16QAM	CP-OFDM QPSK	CP-OFDM 16QAM
25/2	15	5	1 882.5	4.486	4.466	4.476	4.496	4.505
		10		8.911	8.931	8.971	9.271	9.271
		15		13.546	13.516	13.487	14.176	14.146
		20		17.902	17.942	17.942	18.941	18.981
		25		22.877	22.927	22.927	23.826	23.826
		30		28.651	28.591	28.591	28.651	28.591
		40		38.601	38.761	38.681	38.521	38.601

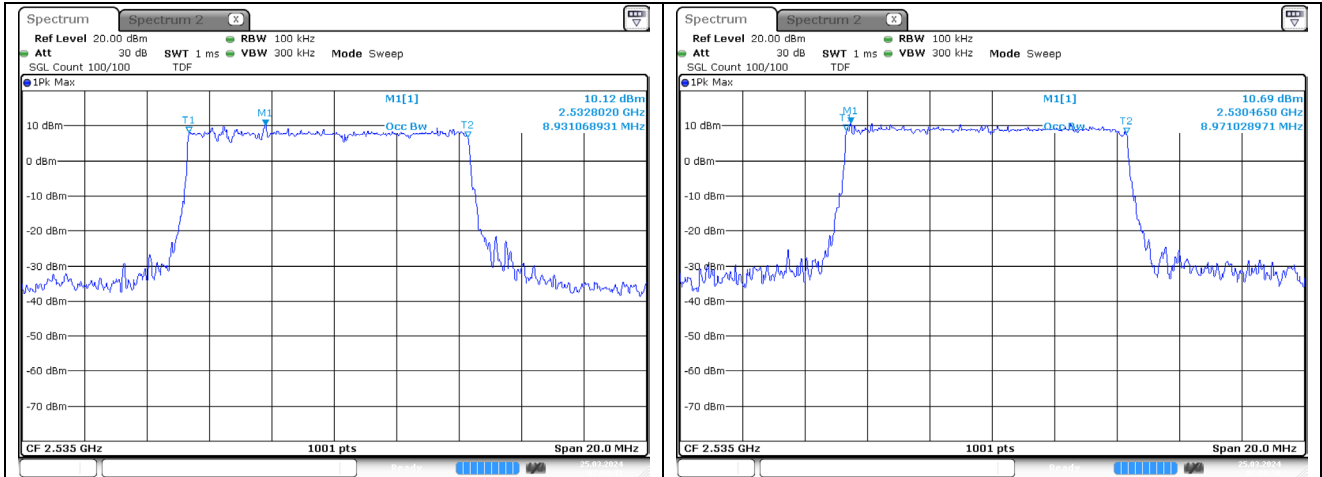
Band	SCS (kHz)	BW (MHz)	Frequency (MHz)	Occupied Bandwidth (MHz)				
				DFT-S-OFDM BPSK	DFT-S-OFDM QPSK	DFT-S-OFDM 16QAM	CP-OFDM QPSK	CP-OFDM 16QAM
26/5 Part 22	15	5	836.5	4.466	4.505	4.476	4.496	4.496
		10		8.951	8.931	8.951	9.271	9.271
		15		13.546	13.487	13.546	14.176	14.146
		20		17.982	17.942	17.942	18.941	18.941
Band	SCS (kHz)	BW (MHz)	Frequency (MHz)	Occupied Bandwidth (MHz)				
				DFT-S-OFDM BPSK	DFT-S-OFDM QPSK	DFT-S-OFDM 16QAM	CP-OFDM QPSK	CP-OFDM 16QAM
26 Part 90	15	5	819.0	4.476	4.496	4.476	4.496	4.496
		10		8.951	8.951	8.911	9.271	9.271
Band	SCS (kHz)	BW (MHz)	Frequency (MHz)	Occupied Bandwidth (MHz)				
				DFT-S-OFDM BPSK	DFT-S-OFDM QPSK	DFT-S-OFDM 16QAM	CP-OFDM QPSK	CP-OFDM 16QAM
66	15	5	1 745.0	4.476	4.466	4.486	4.505	4.466
		10		8.911	8.911	8.911	9.291	9.271
		15		13.487	13.487	13.516	14.086	14.146
		20		17.902	17.862	17.862	18.901	18.901
		25		22.827	22.877	22.927	23.776	23.726
		30		28.472	28.531	28.531	28.472	28.591
		40		38.521	38.601	38.521	38.521	38.601
Band	SCS (kHz)	BW (MHz)	Frequency (MHz)	Occupied Bandwidth (MHz)				
				DFT-S-OFDM BPSK	DFT-S-OFDM QPSK	DFT-S-OFDM 16QAM	CP-OFDM QPSK	CP-OFDM 16QAM
71	15	5	680.5	4.466	4.466	4.476	4.496	4.496
		10		8.911	8.911	8.931	9.251	9.271
		15		13.487	13.457	13.457	14.146	14.086
		20		17.902	17.862	17.902	18.941	18.941

- Test plots

NR band 7

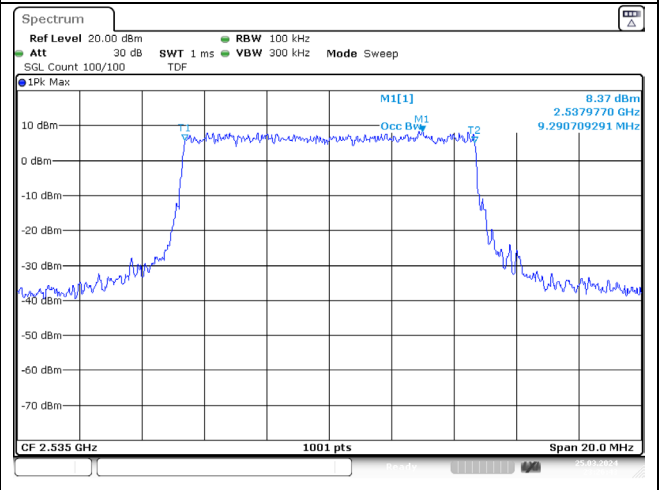
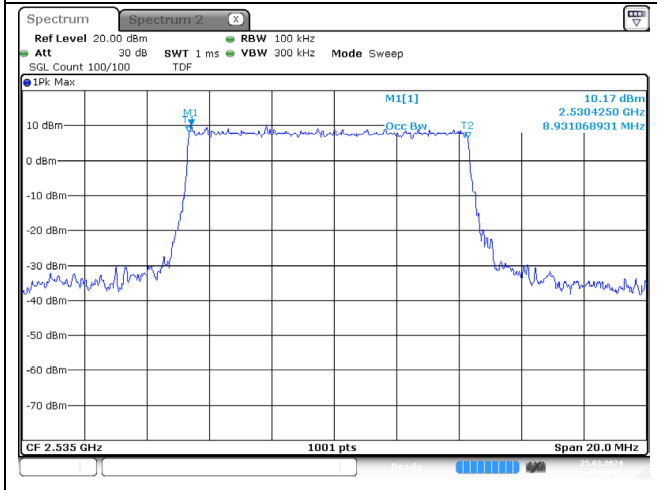


NR band 7



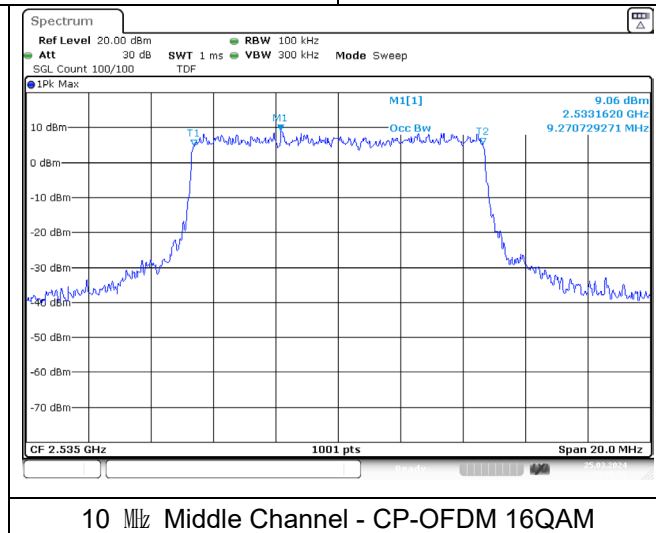
10 MHz Middle Channel - DFT-S-OFDM BPSK

10 MHz Middle Channel - DFT-S-OFDM QPSK



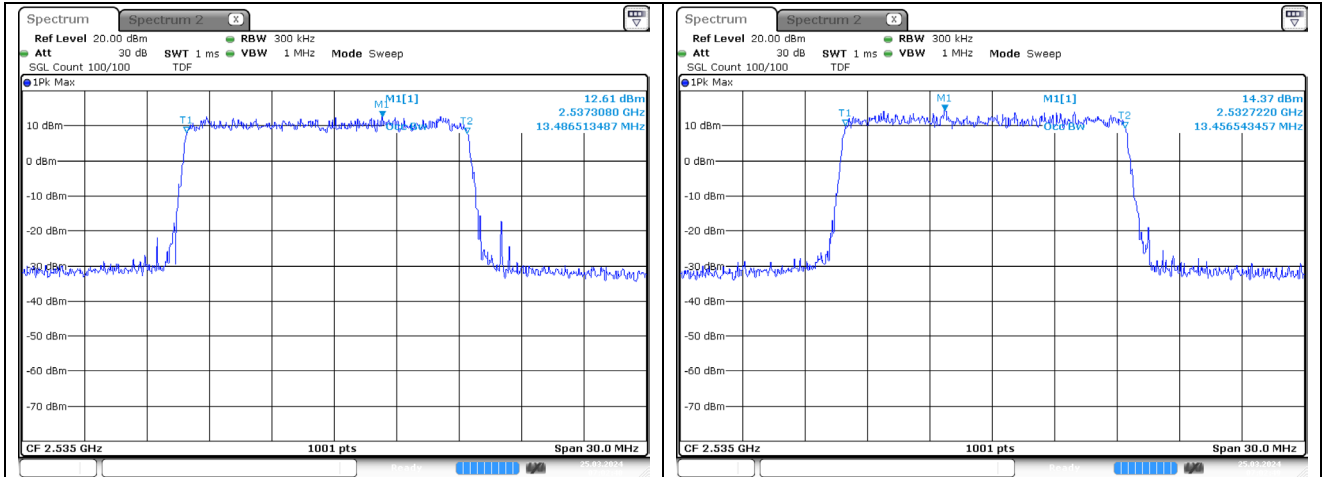
10 MHz Middle Channel - DFT-S-OFDM 16QAM

10 MHz Middle Channel - CP-OFDM QPSK



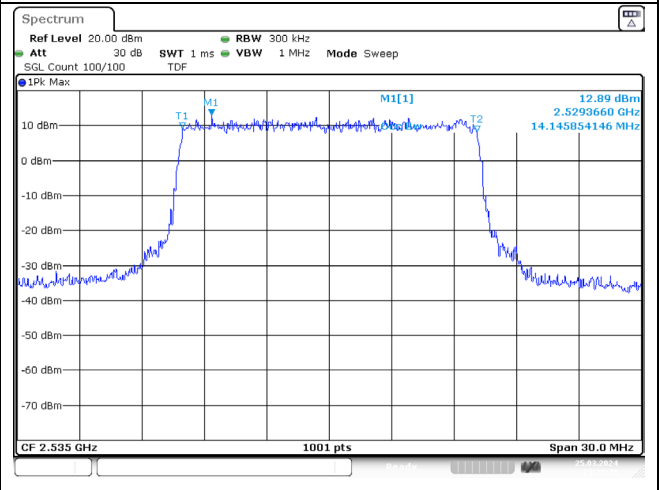
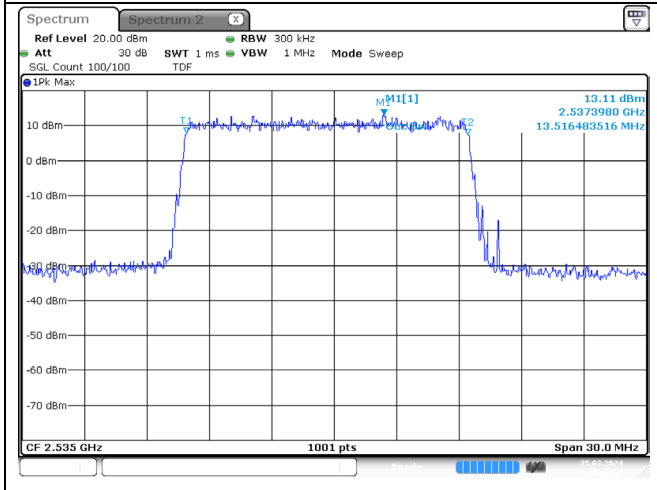
10 MHz Middle Channel - CP-OFDM 16QAM

NR band 7



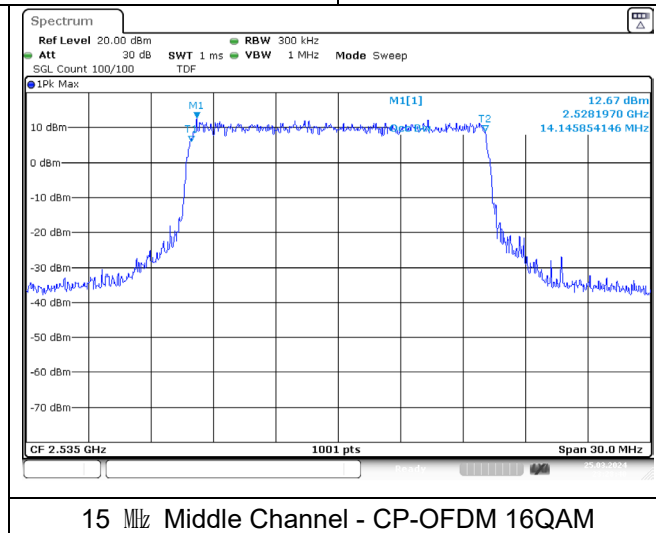
15 MHz Middle Channel - DFT-S-OFDM BPSK

15 MHz Middle Channel - DFT-S-OFDM QPSK



15 MHz Middle Channel - DFT-S-OFDM 16QAM

15 MHz Middle Channel - CP-OFDM QPSK



15 MHz Middle Channel - CP-OFDM 16QAM