


# **Test setup photos of EUT**


## 1. Orthogonal plane of EUT

- The testing was set in the three orthogonal planes and measured for each position (X, Y, Z).


### X-axis



### Y-axis



**Z-axis**




**Model name: ATC5CPL004**

## 2. Photos of Radiated Spurious Emission Test (Below 1 GHz)




Model name: ATC5CPL004

### 3. Photo of Radiated Spurious Emission Test (Above 1 GHz)




### 4. Photo of Conducted test




Model name: ATC5CPL004

## 5. Photo of DFS test



Model name: ATC5CPL004

**6. Photos of AC Conducted Test**



**Model name: ATC5CPL004**