




RF Conducted Test Setup; Connected Equipment*




RF Conducted Test Setup; EUT*

*Applies to measurement of spurious band edge, and hopping parameters.


Radiated Emissions Photographs



EUT Front (LIU antenna visible in background.)



EUT Rear



LIU Support Equipment - Outside Chamber



RF Conducted Test Setup; EUT*



RF Conducted Test Setup; Connected Equipment with LIU*
(LIU on left couples commands to EUT by radiated means.)

*Applies to measurement of spurious antenna-port conducted emissions, fundamental power, and occupied bandwidth.