

1 Setup Photos

1.1.1 RF Conducted Test Setup



Figure 1: RF Conducted Test Setup

1.1.2 Radiated Spurious Emissions Test Setup




Figure 2: Spurious Emissions Setup, 30MHz – 18GHz, 4-Channel WRU




Figure 3: Spurious Emissions Setup, 18MHz – 25GHz, 4-Channel WRU




Figure 4: Spurious Emissions Setup, 30MHz – 18GHz, 3-Channel WRU