



FCC RADIO TEST REPORT

FCC ID : YZKOAP100
Equipment : DUAL-BAND 11AC WAVE 2 OUTDOOR AP
Brand Name : Edgecore
Model Name : OAP100
Applicant : Edgecore Networks Corporation
No. 1, Creation Rd. III, Science Park Hsin Chu
30077, Taiwan
Manufacturer (1) : Accton Technology Corporation
No. 1, Creation Rd. III, Science Park Hsin Chu
30077, Taiwan
Manufacturer (2) : Accton Technology Corporation Zhunan Factory
1F.& 5F, No. 1, Keyi St., Zhunan Township, Miaoli
County 350 - TAIWAN
Standard : 47 CFR FCC Part 15.247

The product was received on Jul. 27, 2019, and testing was started from Aug. 15, 2019 and completed on Oct. 09, 2019. We, SPORTON INTERNATIONAL INC. EMC & Wireless Communications Laboratory, would like to declare that the tested sample has been evaluated in accordance with the procedures given in ANSI C63.10-2013 and shown compliance with the applicable technical standards.

The report must not be used by the client to claim product certification, approval, or endorsement by TAF or any agency of government.

The test results in this report apply exclusively to the tested model / sample. Without written approval of SPORTON INTERNATIONAL INC. EMC & Wireless Communications Laboratory, the test report shall not be reproduced except in full.


Approved by: Cliff Chang

SPORTON INTERNATIONAL INC. EMC & Wireless Communications Laboratory
No. 52, Huaya 1st Rd., Guishan Dist., Taoyuan City, Taiwan (R.O.C.)



Table of Contents

History of this test report.....3

Summary of Test Result.....4

1 General Description5

1.1 Information.....5

1.2 Applicable Standards8

1.3 Testing Location Information.....8

1.4 Measurement Uncertainty8

2 Test Configuration of EUT9

2.1 Test Channel Mode9

2.2 The Worst Case Measurement Configuration.....11

2.3 EUT Operation during Test12

2.4 Accessories13

2.5 Support Equipment.....13

2.6 Test Setup Diagram14

3 Transmitter Test Result17

3.1 AC Power-line Conducted Emissions17

3.2 DTS Bandwidth19

3.3 Maximum Conducted Output Power20

3.4 Power Spectral Density23

3.5 Emissions in Non-restricted Frequency Bands25

3.6 Emissions in Restricted Frequency Bands.....26

4 Test Equipment and Calibration Data30

Appendix A. Test Results of AC Power-line Conducted Emissions

Appendix B. Test Results of DTS Bandwidth

Appendix C. Test Results of Maximum Conducted Output Power

Appendix D. Test Results of Power Spectral Density

Appendix E. Test Results of Emissions in Non-restricted Frequency Bands

Appendix F. Test Results of Emissions in Restricted Frequency Bands

Appendix G. Test Photos

Photographs of EUT v01



Summary of Test Result

Report Clause	Ref Std. Clause	Test Items	Result (PASS/FAIL)	Remark
1.1.2	15.203	Antenna Requirement	PASS	-
3.1	15.207	AC Power-line Conducted Emissions	PASS	-
3.2	15.247(a)	DTS Bandwidth	PASS	-
3.3	15.247(b)	Maximum Conducted Output Power	PASS	-
3.4	15.247(e)	Power Spectral Density	PASS	-
3.5	15.247(d)	Emissions in Non-restricted Frequency Bands	PASS	-
3.6	15.247(d)	Emissions in Restricted Frequency Bands	PASS	-

Declaration of Conformity:

The test results with all measurement uncertainty excluded are presented in accordance with the regulation limits or requirements declared by manufacturers.

Comments and Explanations:

The declared of product specification for EUT presented in the report are provided by the manufacturer, and the manufacturer takes all the responsibilities for the accuracy of product specification.

Reviewed by: **Sam Chen**
Report Producer: **Sandy Chuang**



1 General Description

1.1 Information

1.1.1 RF General Information

Frequency Range (MHz)	IEEE Std. 802.11	Ch. Frequency (MHz)	Channel Number
2400-2483.5	b, g, n (HT20)	2412-2462	1-11 [11]
2400-2483.5	n (HT40)	2422-2452	3-9 [7]

Band	Mode	BWch (MHz)	Nant
2.4-2.4835GHz	802.11b	20	2TX
2.4-2.4835GHz	802.11g	20	2TX
2.4-2.4835GHz	802.11n HT20	20	2TX
2.4-2.4835GHz	802.11n HT40	40	2TX

Note:

- ♦ 11b mode uses a combination of DSSS-DBPSK, DQPSK, CCK modulation.
- ♦ 11g, HT20 and HT40 use a combination of OFDM-BPSK, QPSK, 16QAM, 64QAM modulation.
- ♦ BWch is the nominal channel bandwidth.
- ♦ Nss-Min is the minimum number of spatial streams.
- ♦ Nant is the number of outputs. e.g., 2(2,3) means have 2 outputs for port 2 and port 3. 2 means have 2 outputs for port 1 and port 2.



1.1.2 Antenna Information

Ant.	Port	Brand	Model Name	Antenna Type	Connector	Gain (dBi)
1	1/2	ACCTON	OAP 100 -1018-EC	Patch Array Antenna	I-PEX	Note 1
2	1/2	ACCTON	OAP 100 -1018-EC	Patch Array Antenna	I-PEX	
3	1/2	ACCTON	OAP 100 -1018-EC	PCB Dipole Antenna	I-PEX	
4	1/2	ACCTON	OAP 100 -1018-EC	Patch Array Antenna	I-PEX	
5	1	ACCTON	OAP100-1018-EC	PCB Dipole Antenna	I-PEX	
6	1	Master Wave	OAP100-1018-EC	Chip Antenna	I-PEX	
7	1	Master Wave	8615 Outdoor Antenna	External omni antenna	I-PEX	

Note 1

Ant.	Port	Gain (dBi)				
		2.4GHz	5GHz	Bluetooth	GPS	LTE
1	1	-	15.5	-	-	-
2	2	-	11.1	-	-	-
3	1	5.6	-	-	-	-
4	2	10.4	-	-	-	-
5	1	-	-	4.5	-	-
6	1	-	-	-	3.76	-
7	1	-	-	-	-	2.87

Note 2: The above information was declared by manufacturer.

<For 2.4GHz Band>

For IEEE 802.11b/g/n mode (2TX/2RX)

Port 1 and Port 2 can be used as transmitting/receiving antenna.

Port 1 and Port 2 could transmit/receive simultaneously.

<For 5GHz Band>

Because Ant. 1 and Ant. 2 are the same type antennas, only the higher gain antenna "Ant. 1" was tested and recorded in the report.

For IEEE 802.11a/n/ac mode (2TX/2RX)

Port 1 and Port 2 can be used as transmitting/receiving antenna.

Port 1 and Port 2 could transmit/receive simultaneously.

<Bluetooth>

Only Port 1 can be used as transmitting/receiving antenna.



1.1.3 Mode Test Duty Cycle

<Ant. 3> PCB Dipole Antenna

Mode	DC	DCF(dB)	T(s)	VBW(Hz) ≥ 1/T
802.11b	0.995	0.02	n/a (DC>=0.98)	n/a (DC>=0.98)
802.11g	0.962	0.17	2.07m	1k
802.11n HT20	0.984	0.07	n/a (DC>=0.98)	n/a (DC>=0.98)
802.11n HT40	0.966	0.15	2.434m	1k

<Ant. 4> Patch Array Antenna

Mode	DC	DCF(dB)	T(s)	VBW(Hz) ≥ 1/T
802.11b	0.992	0.03	n/a (DC>=0.98)	n/a (DC>=0.98)
802.11g	0.964	0.16	2.074m	1k
802.11n HT20	0.985	0.07	n/a (DC>=0.98)	n/a (DC>=0.98)
802.11n HT40	0.966	0.15	2.43m	1k

Note:

- ◆ DC is Duty Cycle.
- ◆ DCF is Duty Cycle Factor.

1.1.4 EUT Operational Condition

EUT Power Type	From PoE or DC 24V			
Beamforming Function	<input type="checkbox"/>	With beamforming	<input checked="" type="checkbox"/>	Without beamforming
Function	<input checked="" type="checkbox"/>	Point-to-multipoint	<input type="checkbox"/>	Point-to-point
Test Software Version	QRCT V3.0.264.0			

Note: The above information was declared by manufacturer.



1.2 Applicable Standards

According to the specifications of the manufacturer, the EUT must comply with the requirements of the following standards:

- ♦ 47 CFR FCC Part 15
- ♦ ANSI C63.10-2013
- ♦ FCC KDB 558074 D01 v05r02
- ♦ FCC KDB 662911 D01 v02r01
- ♦ FCC KDB 414788 D01 v01r01

1.3 Testing Location Information

Testing Location		
<input type="checkbox"/>	HWA YA	ADD : No. 52, Huaya 1st Rd., Guishan Dist., Taoyuan City, Taiwan (R.O.C.) TEL : 886-3-327-3456 FAX : 886-3-327-0973
<input checked="" type="checkbox"/>	JHUBEI	ADD : No.8, Lane 724, Bo-ai St., Jhubei City, HsinChu County 302, Taiwan, R.O.C. TEL : 886-3-656-9065 FAX : 886-3-656-9085

Test Condition	Test Site No.	Test Engineer	Test Environment	Test Date
RF Conducted	TH02-CB	Owen Hsu	24.5-25.5°C / 56-58 %	Aug. 15, 2019~ Sep. 05, 2019
Radiated (Below 1GHz)	03CH05-CB	Eason Chen	24.9-25.9°C / 59-63 %	Aug. 23, 2019~ Oct. 07, 2019
Radiated (Above 1GHz)	03CH03-CB	Eason Chen	23.8-26.2°C / 59-62 %	Aug. 23, 2019~ Oct. 07, 2019
AC Conduction	CO01-CB	Rick Yeh	25-26°C / 47-48 %	Oct. 09, 2019

Test site Designation No. TW0006 with FCC.
Test site registered number IC 4086D with Industry Canada.

1.4 Measurement Uncertainty

ISO/IEC 17025 requires that an estimate of the measurement uncertainties associated with the emissions test results be included in the report. The measurement uncertainties given below are based on a 95% confidence level (based on a coverage factor (k=2))

Test Items	Uncertainty	Remark
Conducted Emission (150kHz ~ 30MHz)	2.0 dB	Confidence levels of 95%
Radiated Emission (30MHz ~ 1,000MHz)	4.3 dB	Confidence levels of 95%
Radiated Emission (1GHz ~ 18GHz)	4.3 dB	Confidence levels of 95%
Radiated Emission (18GHz ~ 40GHz)	5.1 dB	Confidence levels of 95%
Conducted Emission	2.4 dB	Confidence levels of 95%
Output Power Measurement	1.5 dB	Confidence levels of 95%
Power Density Measurement	2.4 dB	Confidence levels of 95%
Bandwidth Measurement	2%	Confidence levels of 95%



2 Test Configuration of EUT

2.1 Test Channel Mode

<Ant. 3> PCB Dipole Antenna

Mode	PowerSetting
802.11b_Nss1,(1Mbps)_2TX	-
2412MHz	24.5
2437MHz	26.5
2462MHz	24
802.11g_Nss1,(6Mbps)_2TX	-
2412MHz	19
2417MHz	21.5
2437MHz	25.5
2457MHz	21
2462MHz	19.5
802.11n HT20_Nss1,(MCS0)_2TX	-
2412MHz	17
2417MHz	23
2437MHz	25.5
2457MHz	21
2462MHz	17.5
802.11n HT40_Nss1,(MCS0)_2TX	-
2422MHz	15.5
2427MHz	16.5
2437MHz	21
2447MHz	17.5
2452MHz	16.5



<Ant. 4> Patch Array Antenna

Mode	PowerSetting
802.11b_Nss1,(1Mbps)_2TX	-
2412MHz	22
2437MHz	22
2457MHz	22
2462MHz	22
802.11g_Nss1,(6Mbps)_2TX	-
2412MHz	16
2417MHz	19.5
2437MHz	22
2457MHz	19
2462MHz	15.5
802.11n HT20_Nss1,(MCS0)_2TX	-
2412MHz	15.5
2417MHz	20
2437MHz	22
2457MHz	19.5
2462MHz	15
802.11n HT40_Nss1,(MCS0)_2TX	-
2422MHz	14
2427MHz	14.5
2437MHz	18
2447MHz	15
2452MHz	13.5



2.2 The Worst Case Measurement Configuration

The Worst Case Mode for Following Conformance Tests	
Tests Item	AC power-line conducted emissions
Condition	AC power-line conducted measurement for line and neutral
Operating Mode	CTX
1	LTE Band 1+Ant. 3_2.4GHz+PoE 1
2	LTE Band 1+Ant. 3_DC 24V
Mode 1 has been evaluated to be the worst case among Mode 1~2, thus measurement for Mode 3 ~ 5 will follow this same test mode.	
3	LTE Band 1+Ant. 4_2.4GHz+PoE 1
4	LTE Band 1+Ant. 1_5GHz+PoE 1
5	LTE Band 1+Ant. 5_Bluetooth LE+PoE 1
For operating mode 1 is the worst case and it was record in this test report.	

The Worst Case Mode for Following Conformance Tests	
Tests Item	DTS Bandwidth Maximum Conducted Output Power Power Spectral Density Emissions in Non-restricted Frequency Bands
Test Condition	Conducted measurement at transmit chains



The Worst Case Mode for Following Conformance Tests	
Tests Item	Emissions in Restricted Frequency Bands
Test Condition	Radiated measurement If EUT consist of multiple antenna assembly (multiple antenna are used in EUT regardless of spatial multiplexing MIMO configuration), the radiated test should be performed with highest antenna gain of each antenna type.
Operating Mode < 1GHz	CTX
The EUT can be placed in Y-axis and Z-axis. EUT Y axis has been evaluated to be the worst case at Emissions in Restricted Frequency Bands <Above 1GHz>; thus, the measurement will follow this same test configuration.	
1	LTE Band 1+Ant. 3_2.4GHz+PoE 2 - EUT in Y axis
2	LTE Band 1+Ant. 3_DC 24V - EUT in Y axis
Mode 1 has been evaluated to be the worst case among Mode 1~2, thus measurement for Mode 3 ~ 5 will follow this same test mode.	
3	LTE Band 1+Ant. 4_2.4GHz+PoE 2 - EUT in Y axis
4	LTE Band 1+Ant. 1_5GHz+PoE 2 - EUT in Y axis
5	LTE Band 1+Ant. 5_Bluetooth LE+PoE 2 - EUT in Y axis
For operating mode 5 is the worst case and it was record in this test report.	
Operating Mode > 1GHz	CTX
The EUT can be placed in Y-axis and Z-axis. After evaluating, Y-axis was the worst case, so the test will follow this same test configuration.	
1	Ant. 3 - EUT in Y axis
2	Ant. 4 - EUT in Y axis

The Worst Case Mode for Following Conformance Tests	
Tests Item	Simultaneous Transmission Analysis - Co-location RF Exposure Evaluation
Operating Mode	
1	WLAN 2.4GHz + WLAN 5GHz + Bluetooth LE + LTE
Refer to Sporton Test Report No.: FA972347 for Co-location RF Exposure Evaluation.	

Note: The PoE below are for measurement only, would not be marketed.

The PoE information as below:

Support Unit	Brand	Model Number
PoE 1	PowerDsine	PD-3501G/AC
PoE 2	GME	GME40B-480135FDA

2.3 EUT Operation during Test

The EUT was programmed to be in continuously transmitting mode.



2.4 Accessories

Wall-mounted rack*1

2.5 Support Equipment

For AC Conduction:

Support Equipment				
No.	Equipment	Brand Name	Model Name	FCC ID
A	PoE 1	PowerDsine	PD-3501G/AC	N/A
B	LTE module	QUECTEL	EC25-J	N/A
C	LAN NB	DELL	E6430	N/A

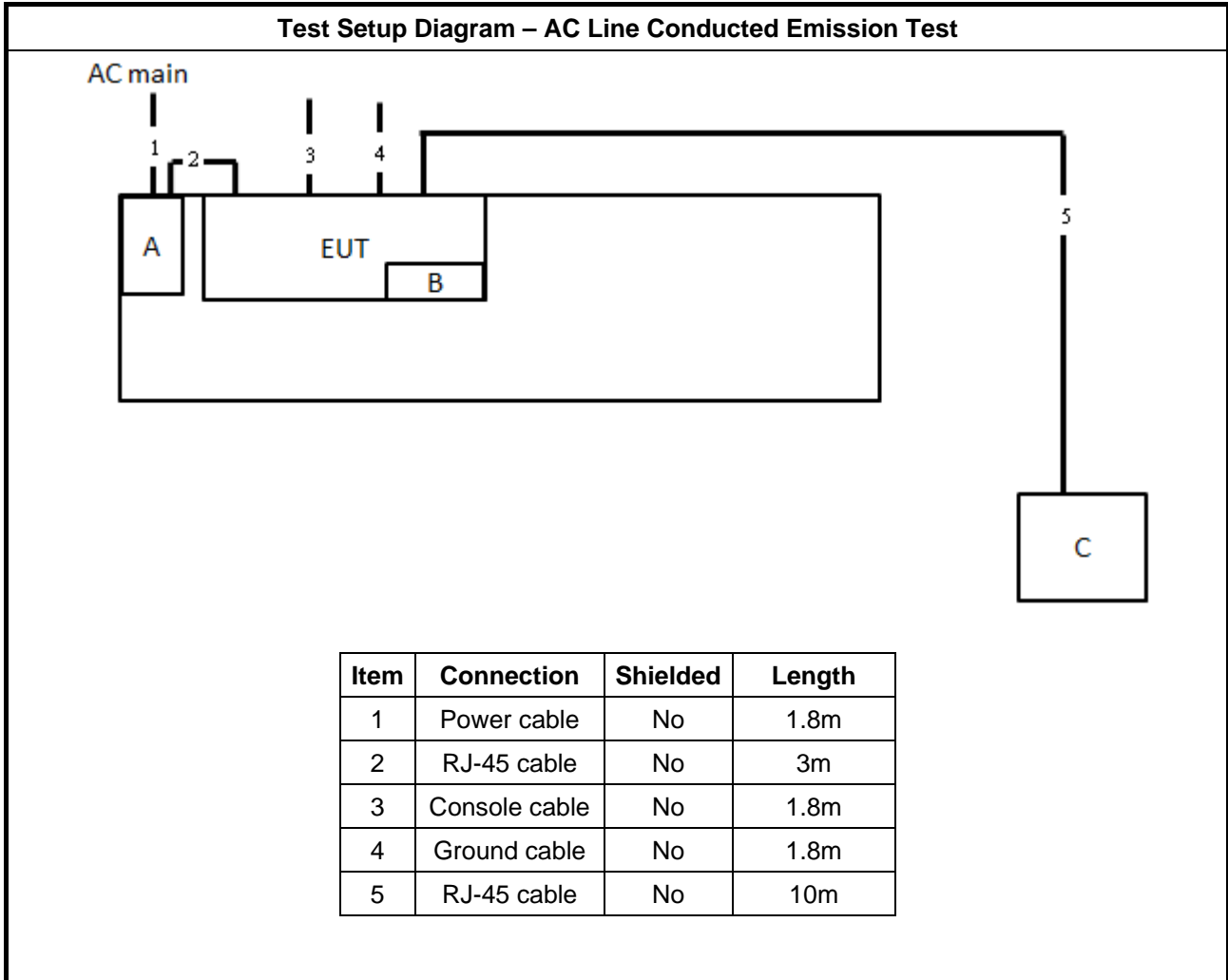
For Radiated:

Support Equipment				
No.	Equipment	Brand Name	Model Name	FCC ID
A	PoE 2	GME	GME40B-480135FDA	N/A
B	NB	DELL	E4300	N/A

For RF Conducted:

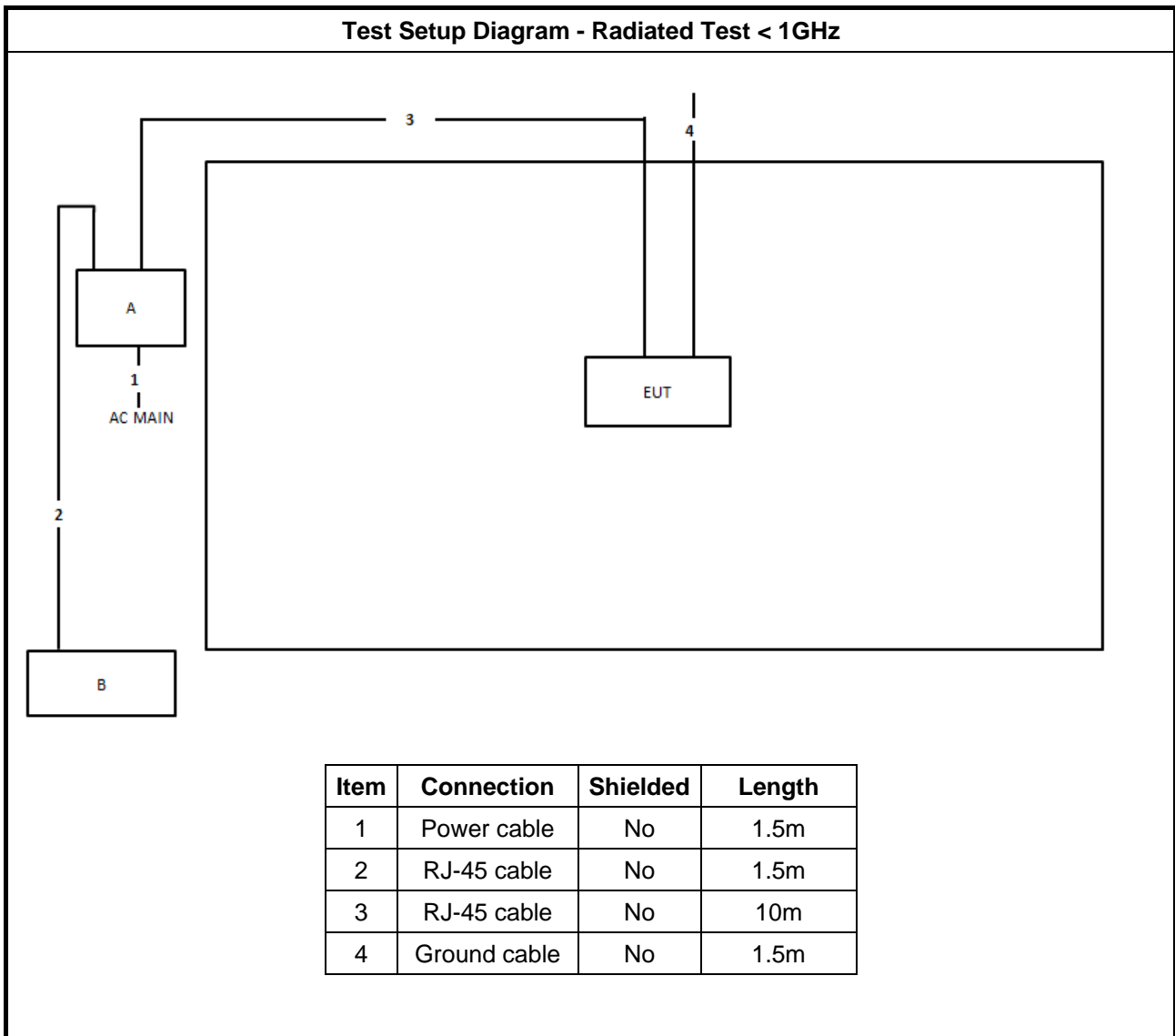
Support Equipment				
No.	Equipment	Brand Name	Model Name	FCC ID
A	NB	DELL	E4300	N/A
B	PoE 2	GME	GME40B-480135FDA	N/A

2.6 Test Setup Diagram



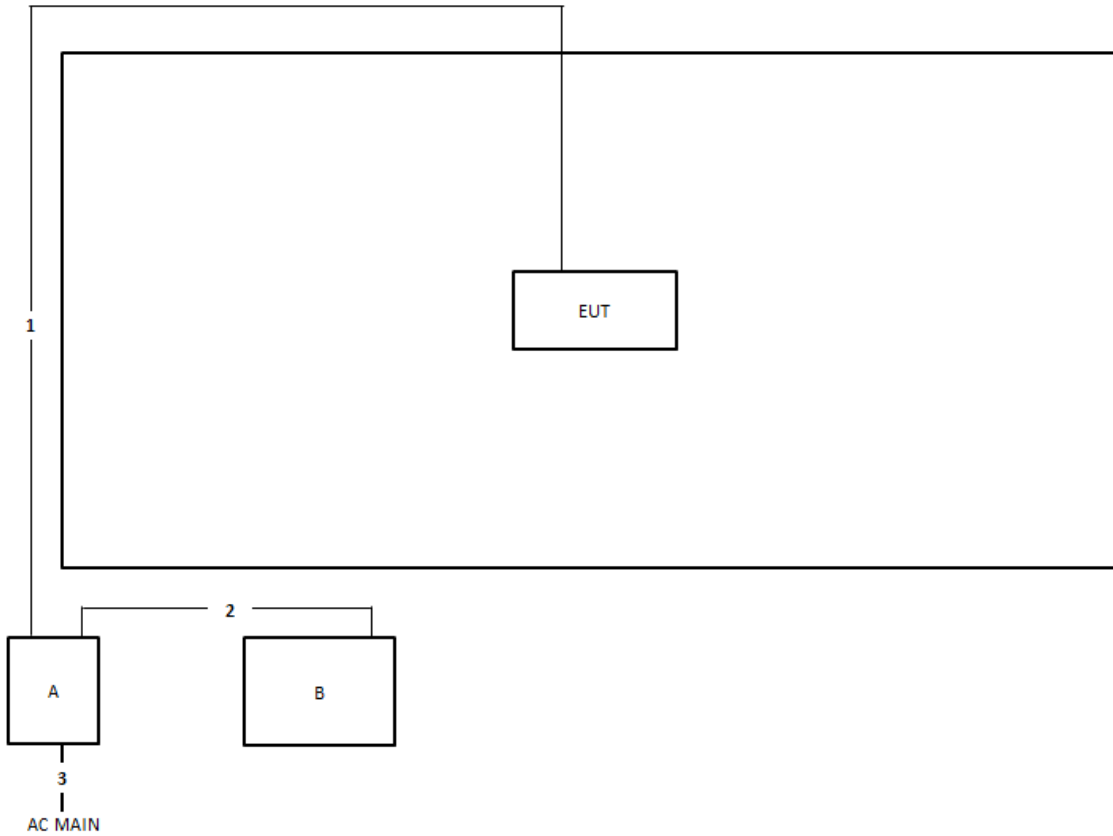


Test Setup Diagram - Radiated Test < 1GHz



Item	Connection	Shielded	Length
1	Power cable	No	1.5m
2	RJ-45 cable	No	1.5m
3	RJ-45 cable	No	10m
4	Ground cable	No	1.5m

Test Setup Diagram - Radiated Test > 1GHz



Item	Connection	Shielded	Length
1	RJ-45 cable	No	10m
2	RJ-45 cable	No	1.5m
3	Power cable	No	1.5m



3 Transmitter Test Result

3.1 AC Power-line Conducted Emissions

3.1.1 AC Power-line Conducted Emissions Limit

AC Power-line Conducted Emissions Limit		
Frequency Emission (MHz)	Quasi-Peak	Average
0.15-0.5	66 - 56 *	56 - 46 *
0.5-5	56	46
5-30	60	50

Note 1: * Decreases with the logarithm of the frequency.

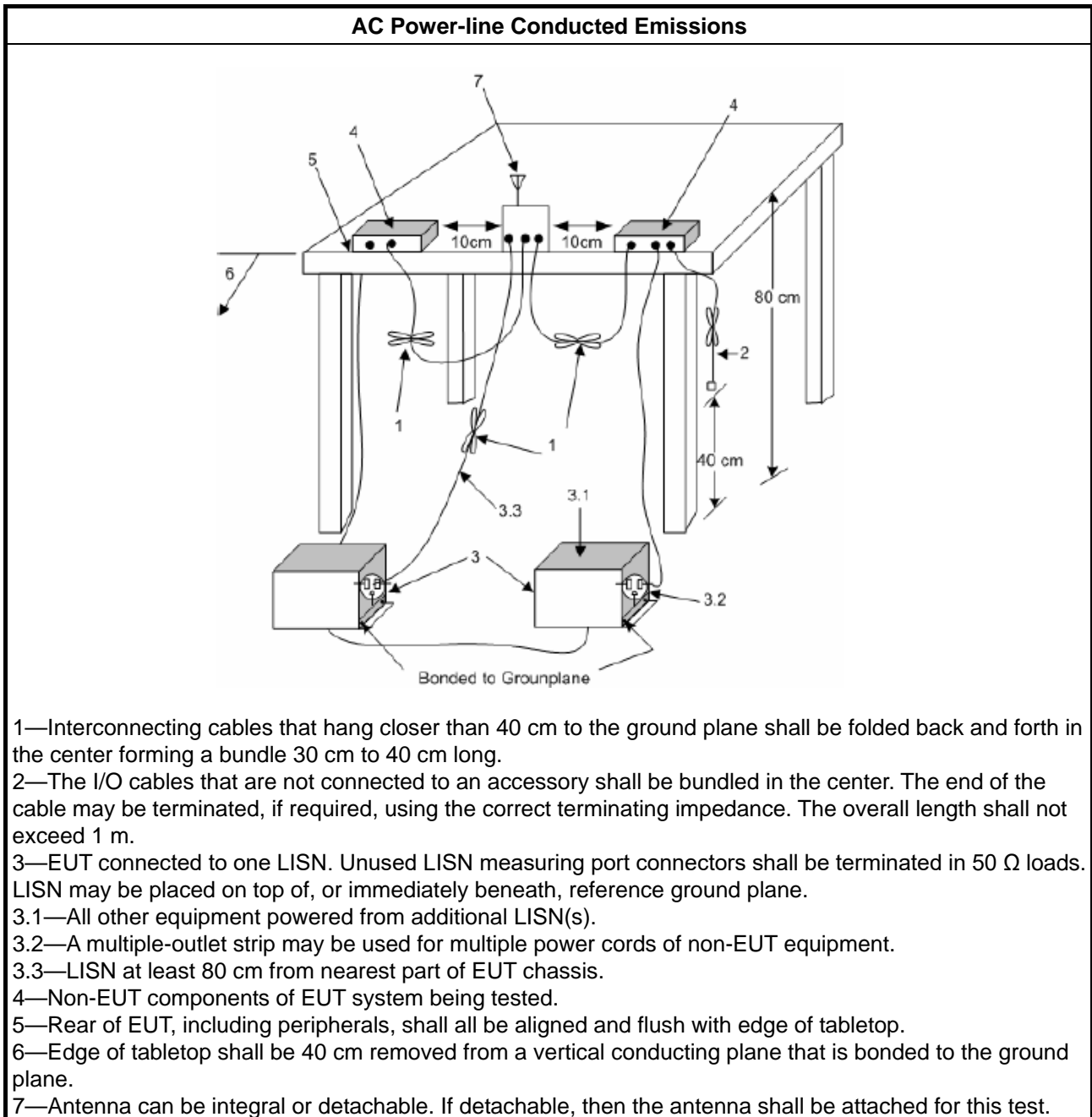
3.1.2 Measuring Instruments

Refer a test equipment and calibration data table in this test report.

3.1.3 Test Procedures

Test Method
<input checked="" type="checkbox"/> Refer as ANSI C63.10-2013, clause 6.2 for AC power-line conducted emissions.

3.1.4 Test Setup



3.1.5 Test Result of AC Power-line Conducted Emissions

Refer as Appendix A

3.2 DTS Bandwidth

3.2.1 6dB Bandwidth Limit

6dB Bandwidth Limit
Systems using digital modulation techniques:
<ul style="list-style-type: none"> ▪ 6 dB bandwidth \geq 500 kHz.

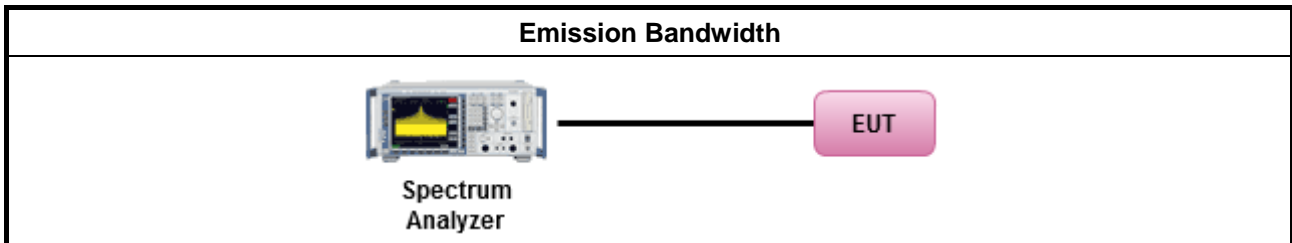
3.2.2 Measuring Instruments

Refer a test equipment and calibration data table in this test report.

3.2.3 Test Procedures

Test Method
<ul style="list-style-type: none"> ▪ For the emission bandwidth shall be measured using one of the options below:
<input checked="" type="checkbox"/> Refer as FCC KDB 558074, clause 8.2 & C63.10 clause 11.8.1 Option 1 for 6 dB bandwidth measurement.
<input type="checkbox"/> Refer as FCC KDB 558074, clause 8.2 & C63.10 clause 11.8.2 Option 2 for 6 dB bandwidth measurement.
<input type="checkbox"/> Refer as ANSI C63.10, clause 6.9.1 for occupied bandwidth testing.

3.2.4 Test Setup



3.2.5 Test Result of Emission Bandwidth

Refer as Appendix B



3.3 Maximum Conducted Output Power

3.3.1 Maximum Conducted Output Power Limit

Maximum Conducted Output Power Limit	
	<ul style="list-style-type: none"> ▪ If $G_{TX} \leq 6$ dBi, then $P_{Out} \leq 30$ dBm (1 W)
	<ul style="list-style-type: none"> ▪ Point-to-multipoint systems (P2M): If $G_{TX} > 6$ dBi, then $P_{Out} = 30 - (G_{TX} - 6)$ dBm
	<ul style="list-style-type: none"> ▪ Point-to-point systems (P2P): If $G_{TX} > 6$ dBi, then $P_{Out} = 30 - (G_{TX} - 6)/3$ dBm
	<ul style="list-style-type: none"> ▪ Smart antenna system (SAS):
	<ul style="list-style-type: none"> - Single beam: If $G_{TX} > 6$ dBi, then $P_{Out} = 30 - (G_{TX} - 6)/3$ dBm
	<ul style="list-style-type: none"> - Overlap beam: If $G_{TX} > 6$ dBi, then $P_{Out} = 30 - (G_{TX} - 6)/3$ dBm
	<ul style="list-style-type: none"> - Aggregate power on all beams: If $G_{TX} > 6$ dBi, then $P_{Out} = 30 - (G_{TX} - 6)/3 + 8$ dB dBm
<p>P_{Out} = maximum peak conducted output power or maximum conducted output power in dBm, G_{TX} = the maximum transmitting antenna directional gain in dBi.</p>	

3.3.2 Measuring Instruments


Refer a test equipment and calibration data table in this test report.



3.3.3 Test Procedures

Test Method	
<ul style="list-style-type: none"> ▪ Maximum Peak Conducted Output Power 	
	<input type="checkbox"/> Refer as FCC KDB 558074, clause 8.3.1.1 & C63.10 clause 11.9.1.1 (RBW ≥ EBW method).
	<input type="checkbox"/> Refer as FCC KDB 558074, clause 8.3.1.3 & C63.10 clause 11.9.1.3 (peak power meter).
<ul style="list-style-type: none"> ▪ Maximum Conducted Output Power 	
[duty cycle ≥ 98% or external video / power trigger]	
	<input type="checkbox"/> Refer as FCC KDB 558074, clause 8.3.2.2 & C63.10 clause 11.9.2.2.2 Method AVGSA-1.
	<input type="checkbox"/> Refer as FCC KDB 558074, clause 8.3.2.2 & C63.10 clause 11.9.2.2.3 Method AVGSA-1A. (alternative)
duty cycle < 98% and average over on/off periods with duty factor	
	<input type="checkbox"/> Refer as FCC KDB 558074, clause 8.3.2.2 & C63.10 clause 11.9.2.2.4 Method AVGSA-2.
	<input type="checkbox"/> Refer as FCC KDB 558074, clause 8.3.2.2 & C63.10 clause 11.9.2.2.5 Method AVGSA-2A (alternative)
	<input type="checkbox"/> Refer as FCC KDB 558074, clause 8.3.2.2 & C63.10 clause 11.9.2.2.6 Method AVGSA-3
	<input type="checkbox"/> Refer as FCC KDB 558074, clause 8.3.2.2 & C63.10 clause 11.9.2.2.7 Method AVGSA-3A (alternative)
Measurement using a power meter (PM)	
	<input checked="" type="checkbox"/> Refer as FCC KDB 558074, clause 8.3.2.3 & C63.10 clause 11.9.2.3.1 Method AVGPM (using an RF average power meter).
	<input type="checkbox"/> Refer as FCC KDB 558074, clause 8.3.2.3 & C63.10 clause 11.9.2.3.2 Method AVGPM-G (using an gate RF average power meter).
<ul style="list-style-type: none"> ▪ For conducted measurement. 	
	<ul style="list-style-type: none"> ▪ If the EUT supports multiple transmit chains using options given below: Refer as FCC KDB 662911, In-band power measurements. Using the measure-and-sum approach, measured all transmit ports individually. Sum the power (in linear power units e.g., mW) of all ports for each individual sample and save them.
	<ul style="list-style-type: none"> ▪ If multiple transmit chains, EIRP calculation could be following as methods: $P_{total} = P_1 + P_2 + \dots + P_n$ (calculated in linear unit [mW] and transfer to log unit [dBm]) $EIRP_{total} = P_{total} + DG$

3.3.4 Test Setup



3.3.5 Test Result of Maximum Conducted Output Power

Refer as Appendix C



3.4 Power Spectral Density

3.4.1 Power Spectral Density Limit

Power Spectral Density Limit
<ul style="list-style-type: none"> Power Spectral Density (PSD) \leq 8 dBm/3kHz

3.4.2 Measuring Instruments

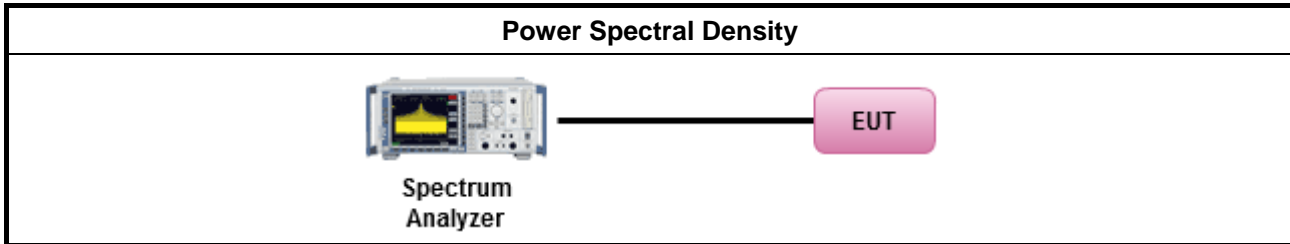
Refer a test equipment and calibration data table in this test report.

3.4.3 Test Procedures

Test Method
<ul style="list-style-type: none"> Peak power spectral density procedures that the same method as used to determine the conducted output power. If maximum peak conducted output power was measured to demonstrate compliance to the output power limit, then the peak PSD procedure below (Method PKPSD) shall be used. If maximum conducted output power was measured to demonstrate compliance to the output power limit, then one of the average PSD procedures shall be used, as applicable based on the following criteria (the peak PSD procedure is also an acceptable option).
<input checked="" type="checkbox"/> Refer as FCC KDB 558074, clause 8.4 & C63.10 clause 11.10.2 Method PKPSD. [duty cycle \geq 98% or external video / power trigger]
<input type="checkbox"/> Refer as FCC KDB 558074, clause 8.4 & C63.10 clause 11.10.3 Method AVGPSD-1.
<input type="checkbox"/> Refer as FCC KDB 558074, clause 8.4 & C63.10 clause 11.10.5 Method AVGPSD-2.
<input type="checkbox"/> Refer as FCC KDB 558074, clause 8.4 & C63.10 clause 11.10.7 Method AVGPSD-3. duty cycle < 98% and average over on/off periods with duty factor
<input type="checkbox"/> Refer as FCC KDB 558074, clause 8.4 & C63.10 clause 11.10.4 Method AVGPSD-1A. (alternative).
<input type="checkbox"/> Refer as FCC KDB 558074, clause 8.4 & C63.10 clause 11.10.6 Method AVGPSD-2A. (alternative)
<input type="checkbox"/> Refer as FCC KDB 558074, clause 8.4 & C63.10 clause 11.10.8 Method AVGPSD-3A. (alternative)
<ul style="list-style-type: none"> For conducted measurement. <ul style="list-style-type: none"> If The EUT supports multiple transmit chains using options given below: <ul style="list-style-type: none"> <input checked="" type="checkbox"/> Option 1: Measure and sum the spectra across the outputs. Refer as FCC KDB 662911, In-band power spectral density (PSD). Sample all transmit ports simultaneously using a spectrum analyzer for each transmit port. Where the trace bin-by-bin of each transmit port summing can be performed. (i.e., in the first spectral bin of output 1 is summed with that in the first spectral bin of output 2 and that from the first spectral bin of output 3, and so on up to the NTX output to obtain the value for the first frequency bin of the summed spectrum.). Add up the amplitude (power) values for the different transmit chains and use this as the new data trace. <input type="checkbox"/> Option 2: Measure and sum spectral maxima across the outputs. With this technique, spectra are measured at each output of the device at the required resolution bandwidth. The maximum value (peak) of each spectrum is determined. These maximum values are then summed mathematically in linear power units across the outputs. These operations shall be performed separately over frequency spans that have different out-of-band or spurious emission limits,

- Option 3: Measure and add $10 \log(N)$ dB, where N is the number of transmit chains. Refer as FCC KDB 662911, In-band power spectral density (PSD). Performed at each transmit chains and each transmit chains shall be compared with the limit have been reduced with $10 \log(N)$. Or each transmit chains shall be add $10 \log(N)$ to compared with the limit.

3.4.4 Test Setup



3.4.5 Test Result of Power Spectral Density

Refer as Appendix D

3.5 Emissions in Non-restricted Frequency Bands

3.5.1 Emissions in Non-restricted Frequency Bands Limit

Un-restricted Band Emissions Limit	
RF output power procedure	Limit (dBc)
Peak output power procedure	20
Average output power procedure	30

Note 1: If the peak output power procedure is used to measure the fundamental emission power to demonstrate compliance to requirements, then the peak conducted output power measured within any 100 kHz outside the authorized frequency band shall be attenuated by at least 20 dB relative to the maximum measured in-band peak PSD level.

Note 2: If the average output power procedure is used to measure the fundamental emission power to demonstrate compliance to requirements, then the power in any 100 kHz outside of the authorized frequency band shall be attenuated by at least 30 dB relative to the maximum measured in-band average PSD level.

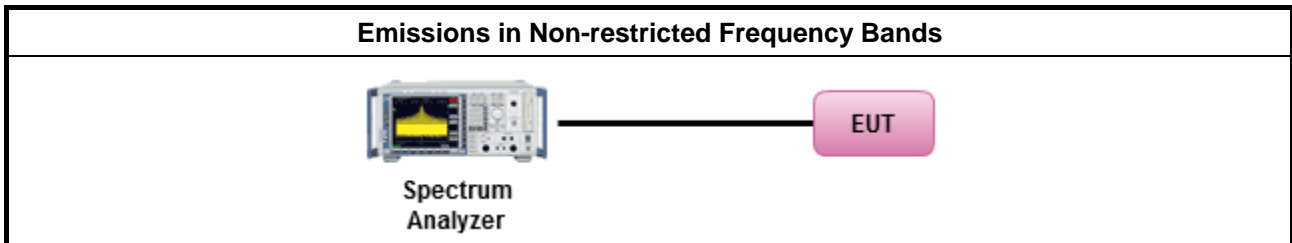
3.5.2 Measuring Instruments

Refer a test equipment and calibration data table in this test report.

3.5.3 Test Procedures

Test Method
<ul style="list-style-type: none"> Refer as FCC KDB 558074, clause 8.5 for unwanted emissions into non-restricted bands.

3.5.4 Test Setup



3.5.5 Test Result of Emissions in Non-restricted Frequency Bands

Refer as Appendix E



3.6 Emissions in Restricted Frequency Bands

3.6.1 Emissions in Restricted Frequency Bands Limit

Restricted Band Emissions Limit			
Frequency Range (MHz)	Field Strength (uV/m)	Field Strength (dBuV/m)	Measure Distance (m)
0.009~0.490	2400/F(kHz)	48.5 - 13.8	300
0.490~1.705	24000/F(kHz)	33.8 - 23	30
1.705~30.0	30	29	30
30~88	100	40	3
88~216	150	43.5	3
216~960	200	46	3
Above 960	500	54	3

Note 1: Test distance for frequencies at or above 30 MHz, measurements may be performed at a distance other than the limit distance provided they are not performed in the near field and the emissions to be measured can be detected by the measurement equipment. When performing measurements at a distance other than that specified, the results shall be extrapolated to the specified distance using an extrapolation factor of 20 dB/decade (inverse of linear distance for field-strength measurements, inverse of linear distance-squared for power-density measurements).

Note 2: Test distance for frequencies at below 30 MHz, measurements may be performed at a distance closer than the EUT limit distance; however, an attempt should be made to avoid making measurements in the near field. When performing measurements below 30 MHz at a closer distance than the limit distance, the results shall be extrapolated to the specified distance by either making measurements at a minimum of two or more distances on at least one radial to determine the proper extrapolation factor or by using the square of an inverse linear distance extrapolation factor (40 dB/decade). The test report shall specify the extrapolation method used to determine compliance of the EUT.

Note 3: Using the distance of 1m during the test for above 18 GHz, and the test value to correct for the distance factor at 3m.

3.6.2 Measuring Instruments

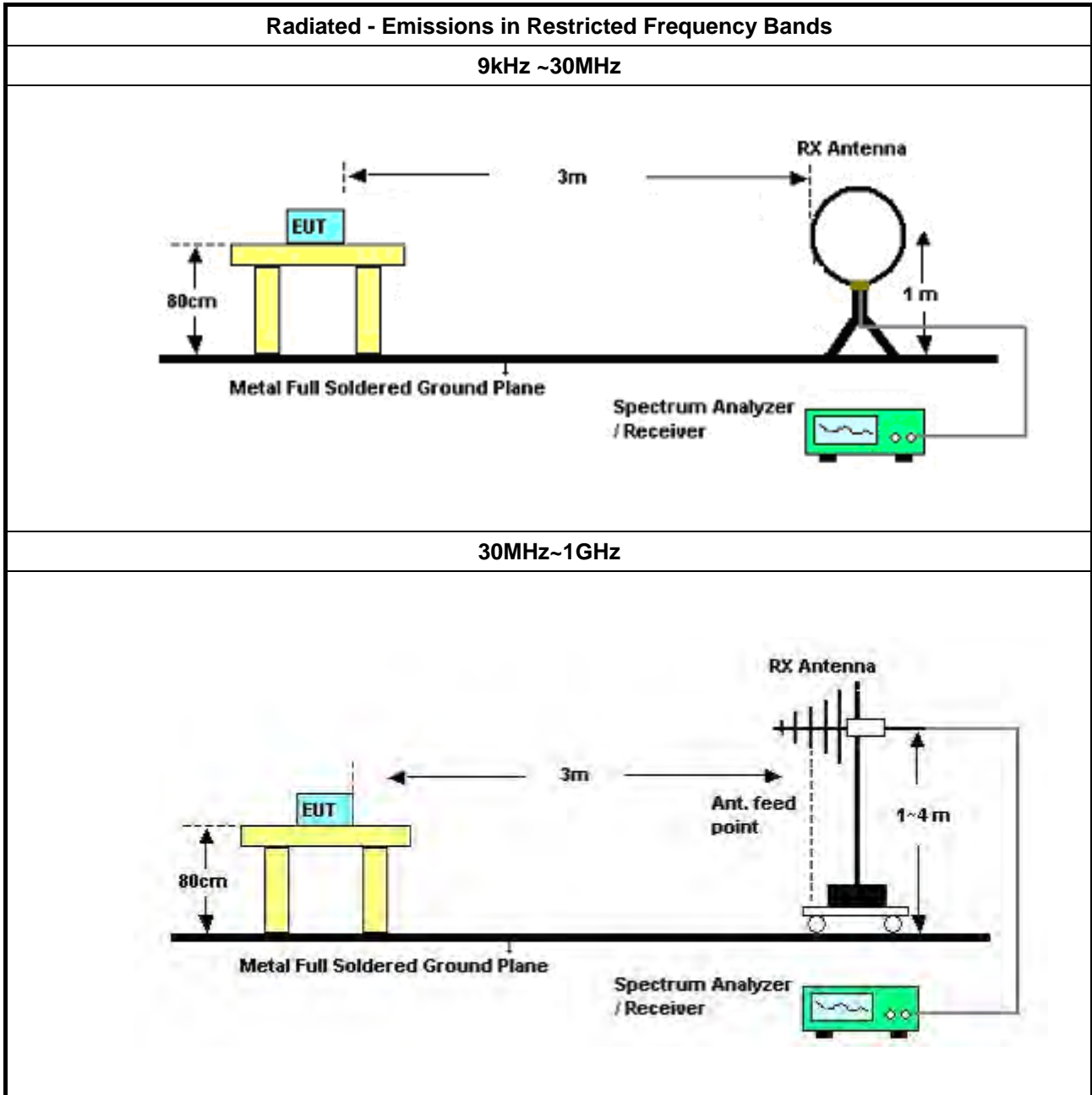
Refer a test equipment and calibration data table in this test report.

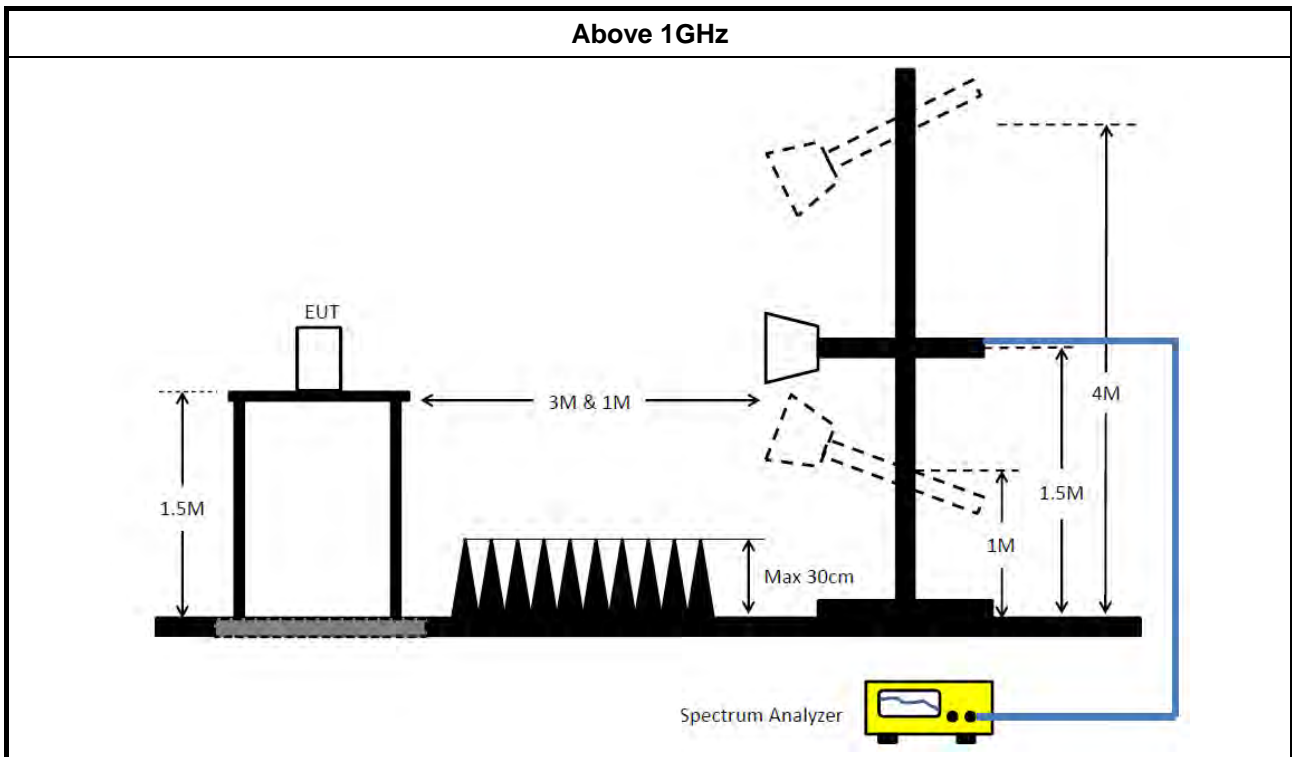


3.6.3 Test Procedures

Test Method	
<ul style="list-style-type: none"> ▪ The average emission levels shall be measured in [duty cycle \geq 98 or duty factor]. 	
<ul style="list-style-type: none"> ▪ Refer as ANSI C63.10, clause 6.10.3 band-edge testing shall be performed at the lowest frequency channel and highest frequency channel within the allowed operating band. 	
<ul style="list-style-type: none"> ▪ For the transmitter unwanted emissions shall be measured using following options below: 	
	<ul style="list-style-type: none"> ▪ Refer as FCC KDB 558074, clause 8.6 for unwanted emissions into restricted bands.
	<input type="checkbox"/> Refer as FCC KDB 558074, clause 8.6 & C63.10 clause 11.12.2.5.1(trace averaging for duty cycle \geq 98%).
	<input type="checkbox"/> Refer as FCC KDB 558074, clause 8.6 & C63.10 clause 11.12.2.5.2(trace averaging + duty factor).
	<input checked="" type="checkbox"/> Refer as FCC KDB 558074, clause 8.6 & C63.10 clause 11.12.2.5.3(Reduced VBW \geq 1/T).
	<input type="checkbox"/> Refer as ANSI C63.10, clause 11.12.2.5.3 (Reduced VBW). VBW \geq 1/T, where T is pulse time.
	<input type="checkbox"/> Refer as ANSI C63.10, clause 7.5 average value of pulsed emissions.
	<input checked="" type="checkbox"/> Refer as FCC KDB 558074, clause 8.6 & C63.10 clause 11.12.2.4 measurement procedure peak limit.
<ul style="list-style-type: none"> ▪ For the transmitter band-edge emissions shall be measured using following options below: 	
	<ul style="list-style-type: none"> ▪ Refer as FCC KDB 558074 clause 8.7 & C63.10 clause 11.13.1, When the performing peak or average radiated measurements, emissions within 2 MHz of the authorized band edge may be measured using the marker-delta method described below.
	<ul style="list-style-type: none"> ▪ Refer as FCC KDB 558074, clause 8.7 (ANSI C63.10, clause 6.10.6) for marker-delta method for band-edge measurements.
	<ul style="list-style-type: none"> ▪ Refer as FCC KDB 558074, clause 8.7 for narrower resolution bandwidth (100kHz) using the band power and summing the spectral levels (i.e., 1 MHz).
	<ul style="list-style-type: none"> ▪ For conducted unwanted emissions into restricted bands (absolute emission limits). Devices with multiple transmit chains using options given below: (1) Measure and sum the spectra across the outputs or (2) Measure and add 10 log(N) dB
	<ul style="list-style-type: none"> ▪ For FCC KDB 662911 The methodology described here may overestimate array gain, thereby resulting in apparent failures to satisfy the out-of-band limits even if the device is actually compliant. In such cases, compliance may be demonstrated by performing radiated tests around the frequencies at which the apparent failures occurred.

3.6.4 Test Setup





3.6.5 Measurement Results Calculation

The measured Level is calculated using:

Corrected Reading: Antenna Factor + Cable Loss + Read Level - Preamp Factor = Level.

3.6.6 Emissions in Restricted Frequency Bands (Below 30MHz)

There is a comparison data of both open-field test site and alternative test site - semi-Anechoic chamber according to KDB414788 Radiated Test Site, and the result came out very similar.

All amplitude of spurious emissions that are attenuated by more than 20 dB below the permissible value has no need to be reported.

The radiated emissions were investigated from 9 kHz or the lowest frequency generated within the device, up to the 10 harmonic or 40 GHz, whichever is appropriate.

3.6.7 Test Result of Emissions in Restricted Frequency Bands

Refer as Appendix F



4 Test Equipment and Calibration Data

Instrument	Manufacturer	Model No.	Serial No.	Characteristics	Calibration Date	Calibration Due Date	Remark
EMI Receiver	Agilent	N9038A	My52260123	9kHz ~ 8.45GHz	Jan. 28, 2019	Jan. 29, 2020	Conduction (CO01-CB)
LISN	F.C.C.	FCC-LISN-50-16-2	04083	150kHz ~ 100MHz	Dec. 24, 2018	Dec. 23, 2019	Conduction (CO01-CB)
LISN	Schwarzbeck	NSLK 8127	8127647	9kHz ~ 30MHz	Jan. 11, 2019	Jan. 10, 2020	Conduction (CO01-CB)
COND Cable	Woken	Cable	Low cable-CO01	9kHz ~ 30MHz	May 21, 2019	May 20, 2020	Conduction (CO01-CB)
Software	Audix	E3	6.120210n	-	N.C.R.	N.C.R.	Conduction (CO01-CB)
Loop Antenna	Teseq	HLA 6120	24155	9kHz - 30 MHz	Mar. 29, 2019	Mar. 28, 2020	Radiation (03CH05-CB)
Bilog Antenna with 6dB Attenuator	TESE & EMCI	CBL 6112D & N-6-06	35236 & AT-N0610	30MHz ~ 2GHz	Mar. 28, 2019	Mar. 27, 2020	Radiation (03CH05-CB)
Pre-Amplifier	EMCI	EMC330N	980331	20MHz ~ 3GHz	May 02, 2019	May 01, 2020	Radiation (03CH05-CB)
Spectrum Analyzer	R&S	FSP40	100304	9kHz ~ 40GHz	Aug. 15, 2019	Aug. 14, 2020	Radiation (03CH05-CB)
EMI Test Receiver	R&S	ESCS	826547/017	9kHz ~ 2.75GHz	May 15, 2019	May 14, 2020	Radiation (03CH05-CB)
RF Cable-low	Woken	RG402	LOW Cable-04+23	30MHz~1GHz	Oct. 08, 2018	Oct. 07, 2019	Radiation (03CH05-CB)
RF Cable-high	Woken	RG402	High Cable-04+23	30MHz~18GHz	Oct. 08, 2018	Oct. 07, 2019	Radiation (03CH05-CB)
Horn Antenna	ETS · Lindgren	3115	6821	750MHz~18GHz	Jan. 24, 2019	Jan. 23, 2020	Radiation (03CH03-CB)
Horn Antenna	Schwarzbeck	BBHA 9170	BBHA9170252	15GHz ~ 40GHz	Jun. 27, 2019	Jun. 26, 2020	Radiation (03CH03-CB)
Pre-Amplifier	Agilent	8449B	3008A02097	1GHz ~ 26.5GHz	Dec. 20, 2018	Dec. 19, 2019	Radiation (03CH03-CB)
Pre-Amplifier	MITEQ	TTA1840-35-HG	1864479	18GHz ~ 40GHz	Jul. 03, 2019	Jul. 02, 2020	Radiation (03CH03-CB)
Spectrum Analyzer	R&S	FSP40	100019	9kHz ~ 40GHz	Jun. 19, 2019	Jun. 18, 2020	Radiation (03CH03-CB)
RF Cable-high	Woken	RG402	High Cable-20+27	1GHz ~ 18GHz	Oct. 07, 2019	Oct. 06, 2020	Radiation (03CH03-CB)
RF Cable-high	Woken	RG402	High Cable-27	1GHz ~ 18GHz	Oct. 07, 2019	Oct. 06, 2020	Radiation (03CH03-CB)
RF Cable-high	Woken	RG402	High Cable-40G#1	18GHz ~ 40 GHz	Jul. 24, 2019	Jul. 23, 2020	Radiation (03CH03-CB)
RF Cable-high	Woken	RG402	High Cable-40G#2	18GHz ~ 40 GHz	Jul. 24, 2019	Jul. 23, 2020	Radiation (03CH03-CB)
Spectrum analyzer	R&S	FSV40	101027	9kHz~40GHz	Jul. 02, 2019	Jul. 01, 2020	Conducted (TH02-CB)



Instrument	Manufacturer	Model No.	Serial No.	Characteristics	Calibration Date	Calibration Due Date	Remark
Power Sensor	Agilent	E9327A	US40442088	50MHz~18GHz	Jan. 15, 2019	Jan. 14, 2020	Conducted (TH02-CB)
Power Meter	Agilent	E4416A	GB41291199	50MHz~18GHz	Jan. 15, 2019	Jan. 14, 2020	Conducted (TH02-CB)
RF Cable-high	Woken	RG402	High Cable-01	1 GHz – 26.5 GHz	Oct. 08, 2018	Oct. 07, 2019	Conducted (TH02-CB)
RF Cable-high	Woken	RG402	High Cable-02	1 GHz – 26.5 GHz	Oct. 08, 2018	Oct. 07, 2019	Conducted (TH02-CB)
RF Cable-high	Woken	RG402	High Cable-3	1 GHz – 26.5 GHz	Oct. 24, 2018	Oct. 23, 2019	Conducted (TH02-CB)
RF Cable-high	Woken	RG402	High Cable-04	1 GHz – 26.5 GHz	Oct. 08, 2018	Oct. 07, 2019	Conducted (TH02-CB)
RF Cable-high	Woken	RG402	High Cable-05	1 GHz – 26.5 GHz	Oct. 08, 2018	Oct. 07, 2019	Conducted (TH02-CB)
RF Cable-high	Woken	RG402	High Cable-01	1 GHz – 26.5 GHz	Oct. 08, 2018	Oct. 07, 2019	Conducted (TH02-CB)

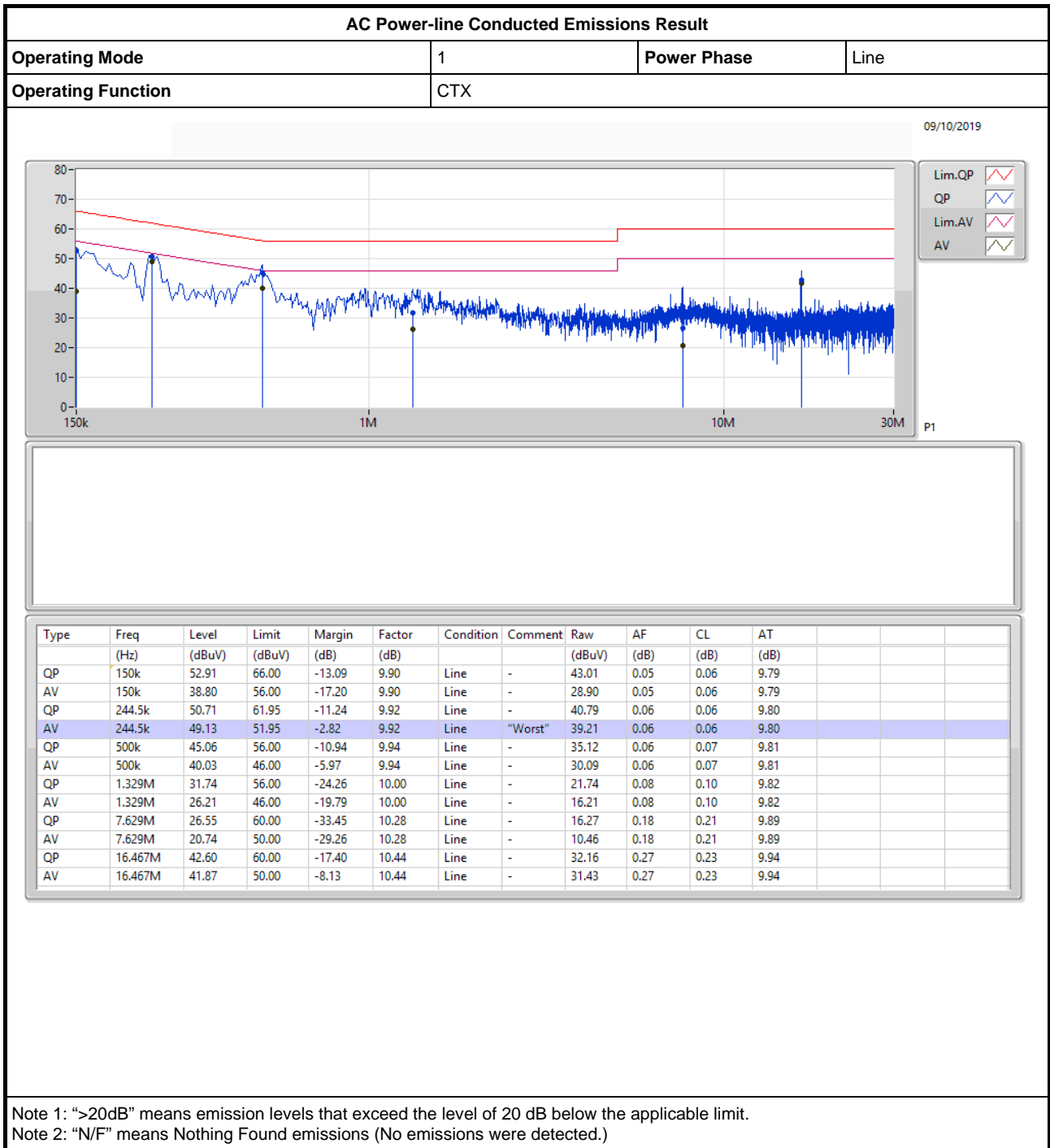
Note: Calibration Interval of instruments listed above is one year.

NCR means Non-Calibration required.



AC Power-line Conducted Emissions Result

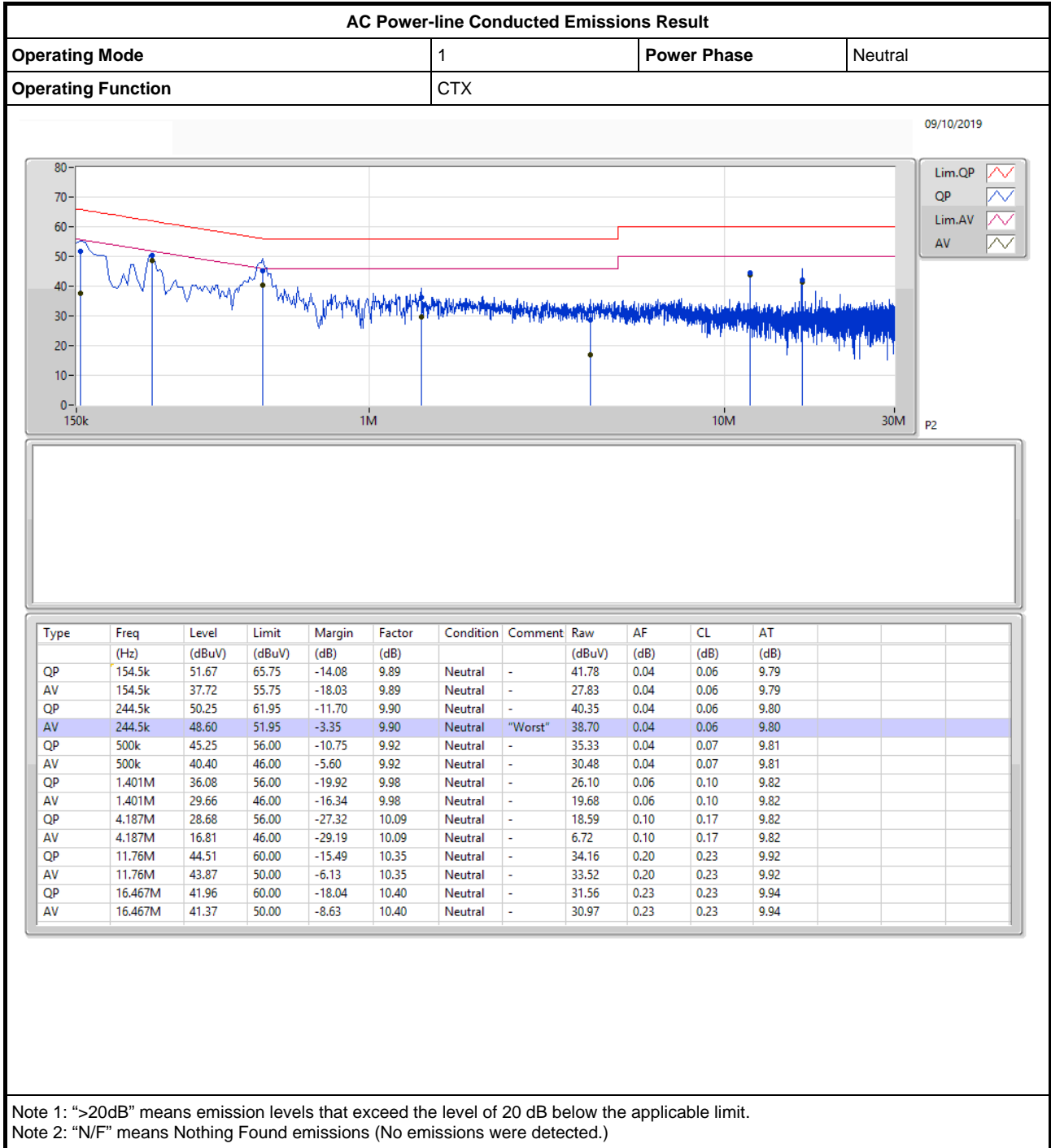
Appendix A





AC Power-line Conducted Emissions Result

Appendix A





<Ant. 3> PCB Dipole Antenna

Summary

Mode	Max-N dB (Hz)	Max-OBW (Hz)	ITU-Code	Min-N dB (Hz)	Min-OBW (Hz)
2.4-2.4835GHz	-	-	-	-	-
802.11b_Nss1,(1Mbps)_2TX	9.525M	15.521M	15M5G1D	8M	12.872M
802.11g_Nss1,(6Mbps)_2TX	16.325M	17.456M	17M5D1D	16.275M	16.372M
802.11n HT20_Nss1,(MCS0)_2TX	17.575M	18.403M	18M4D1D	17.125M	17.586M
802.11n HT40_Nss1,(MCS0)_2TX	35.25M	35.95M	35M9D1D	33.35M	35.861M

Max-N dB = Maximum 6dB down bandwidth; **Max-OBW** = Maximum 99% occupied bandwidth;

Min-N dB = Minimum 6dB down bandwidth; **Min-OBW** = Minimum 99% occupied bandwidth;

Result

Mode	Result	Limit (Hz)	Port 1-N dB (Hz)	Port 1-OBW (Hz)	Port 2-N dB (Hz)	Port 2-OBW (Hz)
802.11b_Nss1,(1Mbps)_2TX	-	-	-	-	-	-
2412MHz	Pass	500k	8.075M	13.207M	8.55M	12.915M
2437MHz	Pass	500k	9.1M	15.521M	9.025M	13.671M
2462MHz	Pass	500k	9.525M	13.362M	8M	12.872M
802.11g_Nss1,(6Mbps)_2TX	-	-	-	-	-	-
2412MHz	Pass	500k	16.325M	16.388M	16.325M	16.397M
2437MHz	Pass	500k	16.275M	17.456M	16.325M	16.577M
2462MHz	Pass	500k	16.325M	16.42M	16.325M	16.372M
802.11n HT20_Nss1,(MCS0)_2TX	-	-	-	-	-	-
2412MHz	Pass	500k	17.55M	17.595M	17.55M	17.606M
2437MHz	Pass	500k	17.125M	18.403M	17.55M	17.749M
2462MHz	Pass	500k	17.575M	17.609M	17.525M	17.586M
802.11n HT40_Nss1,(MCS0)_2TX	-	-	-	-	-	-
2422MHz	Pass	500k	35.25M	35.95M	35.05M	35.861M
2437MHz	Pass	500k	33.35M	35.916M	35.25M	35.902M
2452MHz	Pass	500k	35.25M	35.882M	35.05M	35.901M

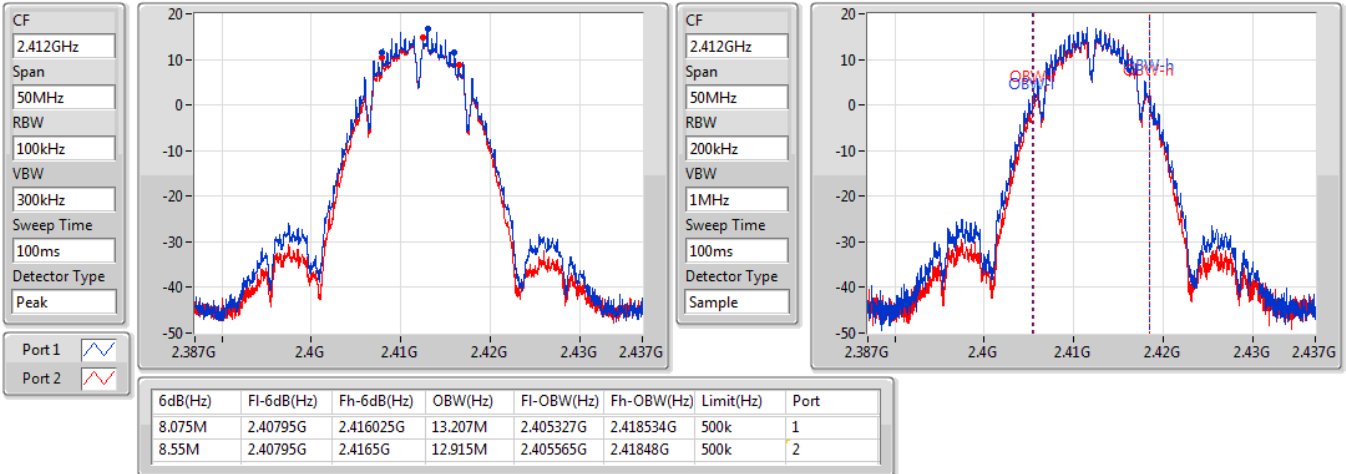
Port X-N dB = Port X 6dB down bandwidth; Port X-OBW = Port X 99% occupied bandwidth;

802.11b_Nss1,(1Mbps)_2TX

EBW

2412MHz

24/08/2019

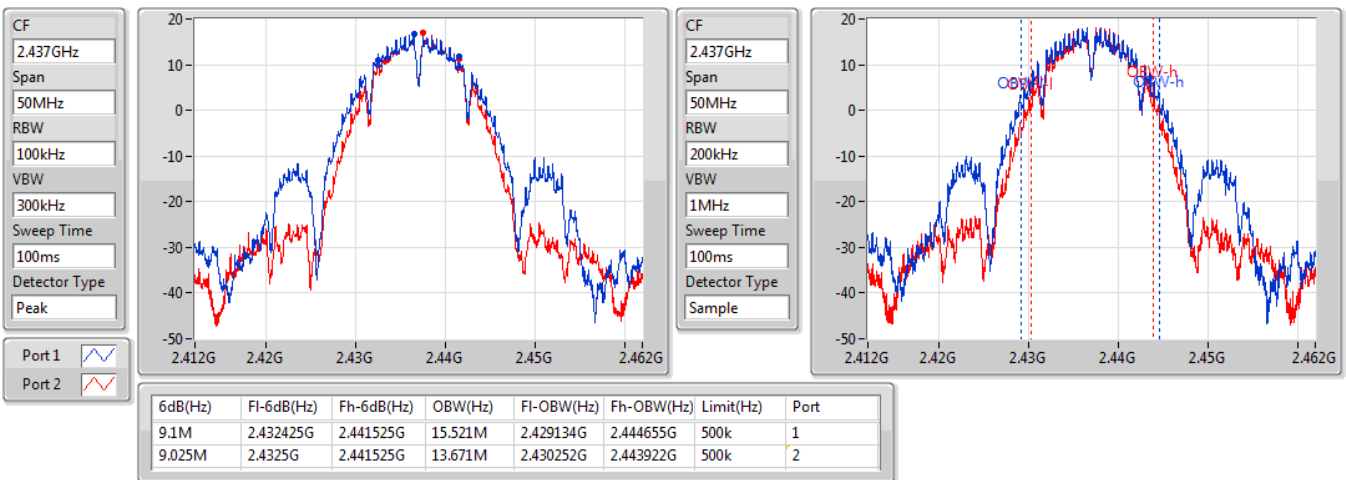


802.11b_Nss1,(1Mbps)_2TX

EBW

2437MHz

24/08/2019



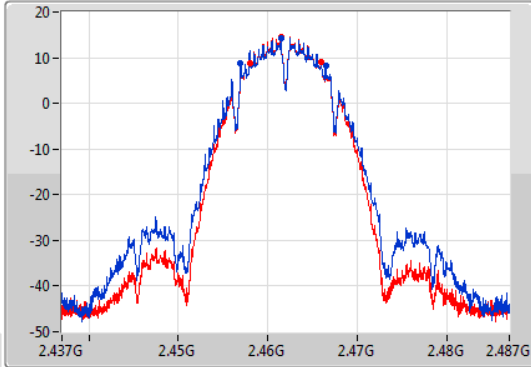
802.11b_Nss1,(1Mbps)_2TX

EBW

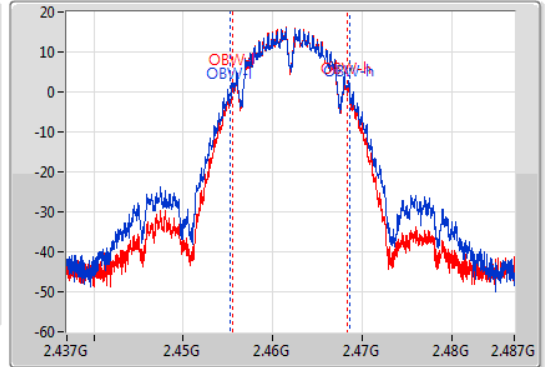
2462MHz

24/08/2019

CF
2.462GHz
Span
50MHz
RBW
100kHz
VBW
300kHz
Sweep Time
100ms
Detector Type
Peak



CF
2.462GHz
Span
50MHz
RBW
200kHz
VBW
1MHz
Sweep Time
100ms
Detector Type
Sample



6dB(Hz)	Fl-6dB(Hz)	Fh-6dB(Hz)	OBW(Hz)	Fl-OBW(Hz)	Fh-OBW(Hz)	Limit(Hz)	Port
9.525M	2.456975G	2.4665G	13.362M	2.455265G	2.468628G	500k	1
8M	2.457975G	2.465975G	12.872M	2.455535G	2.468406G	500k	2

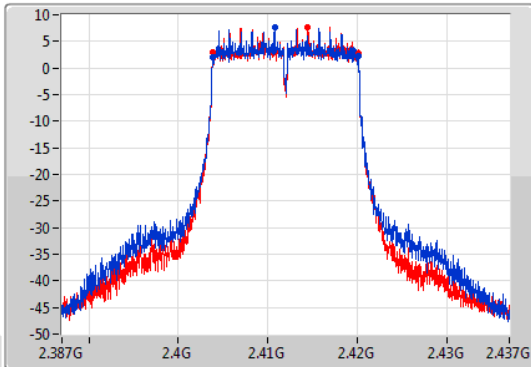
802.11g_Nss1,(6Mbps)_2TX

EBW

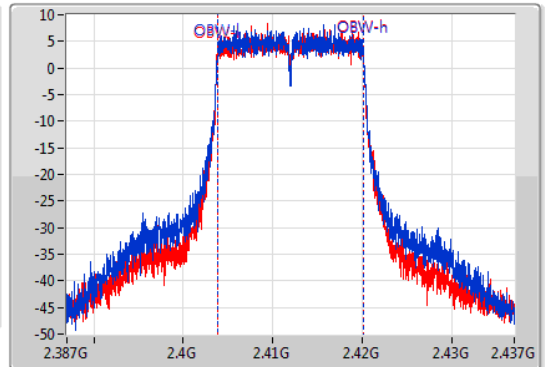
2412MHz

24/08/2019

CF
2.412GHz
Span
50MHz
RBW
100kHz
VBW
300kHz
Sweep Time
100ms
Detector Type
Peak



CF
2.412GHz
Span
50MHz
RBW
200kHz
VBW
1MHz
Sweep Time
100ms
Detector Type
Sample



6dB(Hz)	Fl-6dB(Hz)	Fh-6dB(Hz)	OBW(Hz)	Fl-OBW(Hz)	Fh-OBW(Hz)	Limit(Hz)	Port
16.325M	2.403825G	2.42015G	16.388M	2.403794G	2.420182G	500k	1
16.325M	2.403825G	2.42015G	16.397M	2.403787G	2.420184G	500k	2

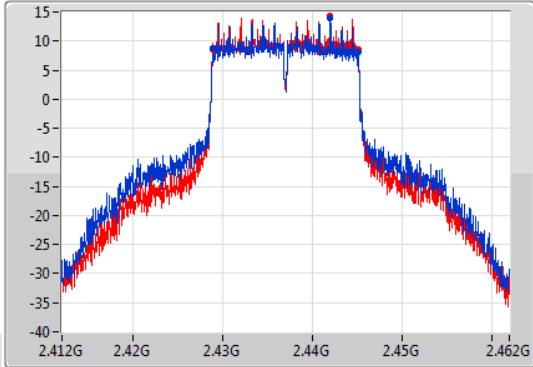
802.11g_Nss1,(6Mbps)_2TX

EBW

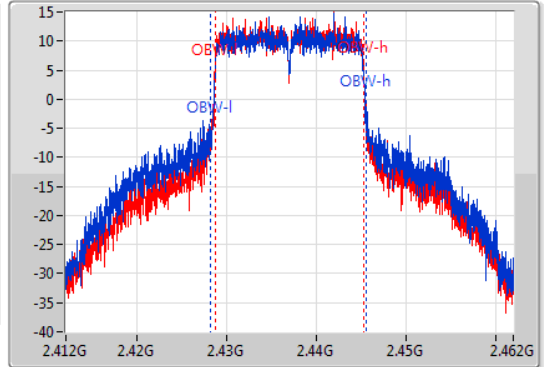
2437MHz

24/08/2019

CF
2.437GHz
Span
50MHz
RBW
100kHz
VBW
300kHz
Sweep Time
100ms
Detector Type
Peak



CF
2.437GHz
Span
50MHz
RBW
200kHz
VBW
1MHz
Sweep Time
100ms
Detector Type
Sample



6dB(Hz)	Fl-6dB(Hz)	Fh-6dB(Hz)	OBW(Hz)	Fl-OBW(Hz)	Fh-OBW(Hz)	Limit(Hz)	Port
16.275M	2.42885G	2.445125G	17.456M	2.428128G	2.445583G	500k	1
16.325M	2.428825G	2.44515G	16.577M	2.428698G	2.445275G	500k	2

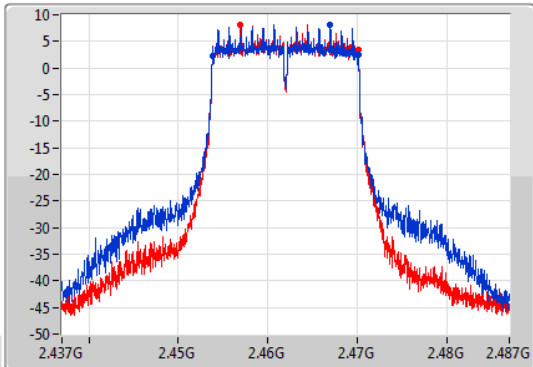
802.11g_Nss1,(6Mbps)_2TX

EBW

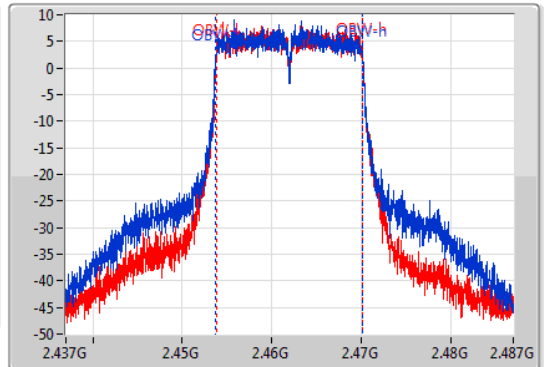
2462MHz

24/08/2019

CF
2.462GHz
Span
50MHz
RBW
100kHz
VBW
300kHz
Sweep Time
100ms
Detector Type
Peak



CF
2.462GHz
Span
50MHz
RBW
200kHz
VBW
1MHz
Sweep Time
100ms
Detector Type
Sample



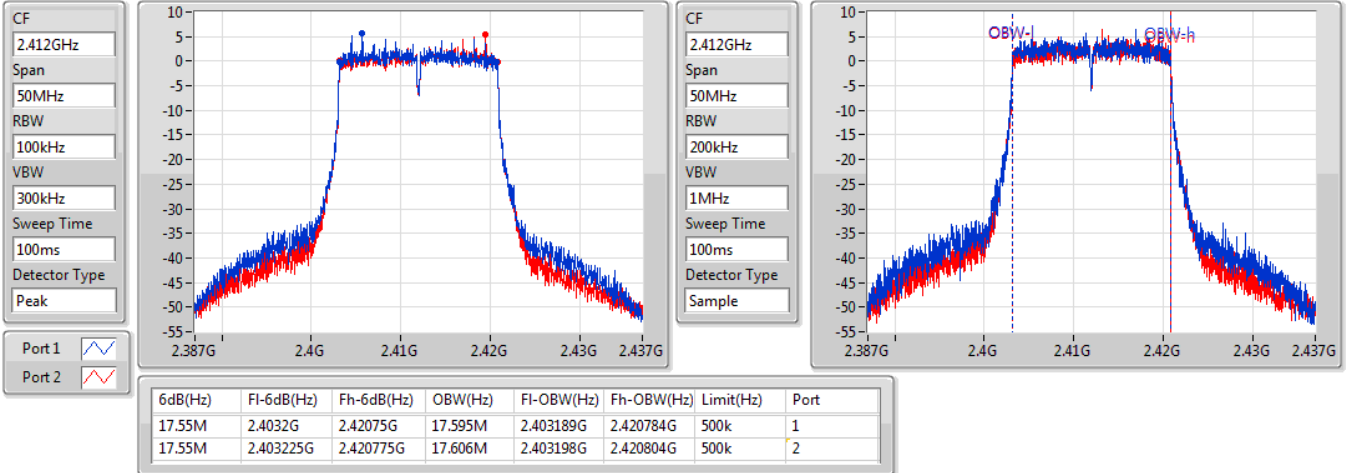
6dB(Hz)	Fl-6dB(Hz)	Fh-6dB(Hz)	OBW(Hz)	Fl-OBW(Hz)	Fh-OBW(Hz)	Limit(Hz)	Port
16.325M	2.453825G	2.47015G	16.42M	2.45377G	2.470189G	500k	1
16.325M	2.453825G	2.47015G	16.372M	2.453802G	2.470174G	500k	2

802.11n HT20_Nss1,(MCS0)_2TX

EBW

2412MHz

24/08/2019

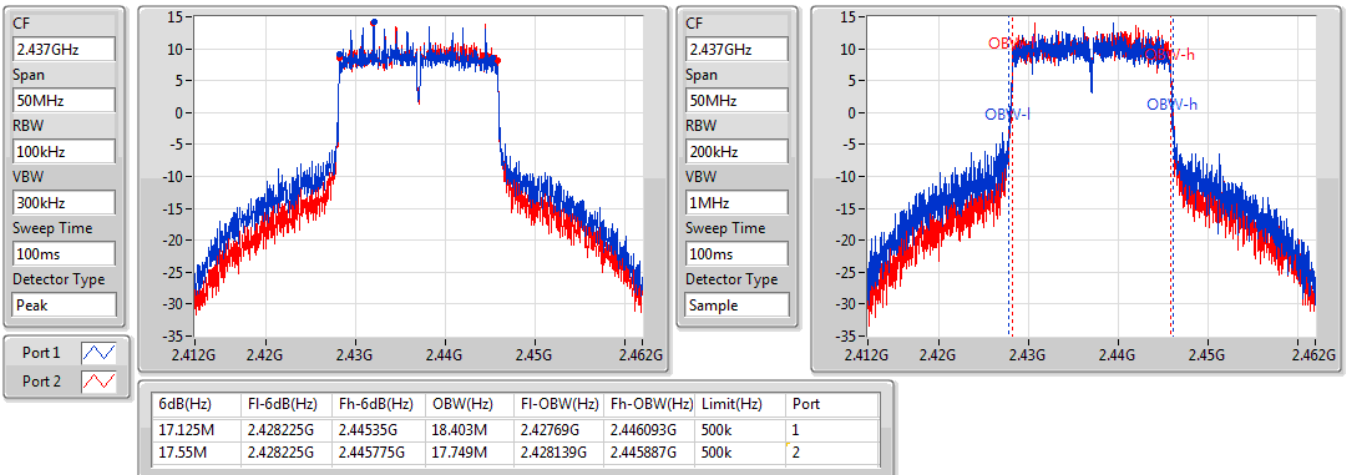


802.11n HT20_Nss1,(MCS0)_2TX

EBW

2437MHz

24/08/2019



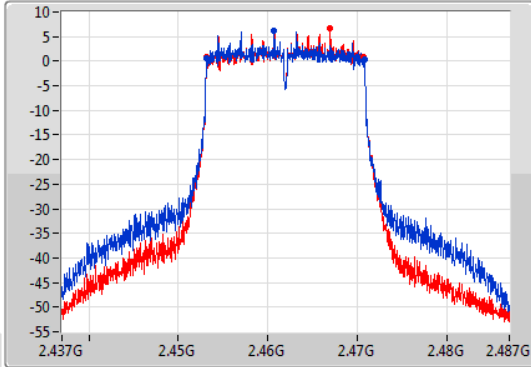
802.11n HT20_Nss1,(MCS0)_2TX

EBW

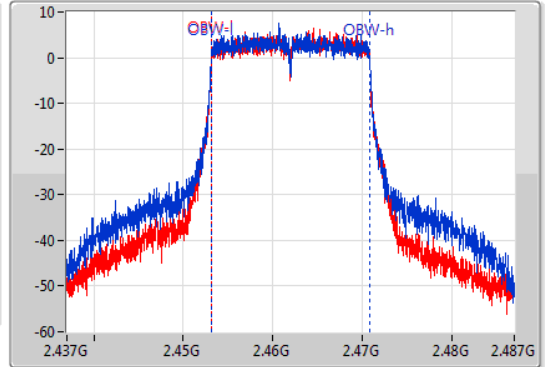
2462MHz

24/08/2019

CF
2.462GHz
Span
50MHz
RBW
100kHz
VBW
300kHz
Sweep Time
100ms
Detector Type
Peak
Port 1
Port 2



CF
2.462GHz
Span
50MHz
RBW
200kHz
VBW
1MHz
Sweep Time
100ms
Detector Type
Sample



6dB(Hz)	Fl-6dB(Hz)	Fh-6dB(Hz)	OBW(Hz)	Fl-OBW(Hz)	Fh-OBW(Hz)	Limit(Hz)	Port
17.575M	2.4532G	2.470775G	17.609M	2.453185G	2.470794G	500k	1
17.525M	2.453225G	2.47075G	17.586M	2.453202G	2.470789G	500k	2

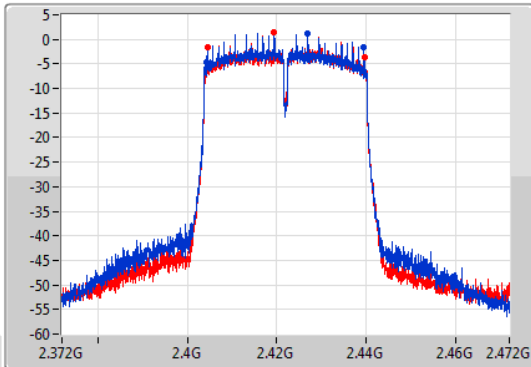
802.11n HT40_Nss1,(MCS0)_2TX

EBW

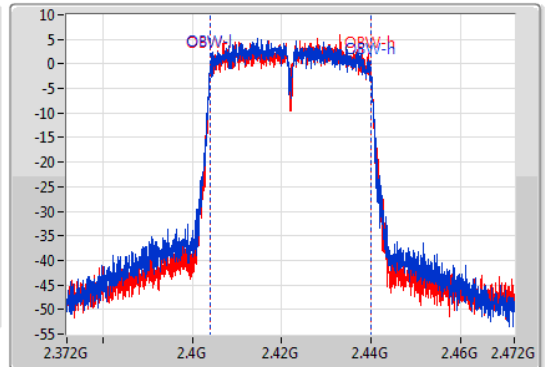
2422MHz

24/08/2019

CF
2.422GHz
Span
100MHz
RBW
100kHz
VBW
300kHz
Sweep Time
100ms
Detector Type
Peak
Port 1
Port 2



CF
2.422GHz
Span
100MHz
RBW
510kHz
VBW
2MHz
Sweep Time
100ms
Detector Type
Sample



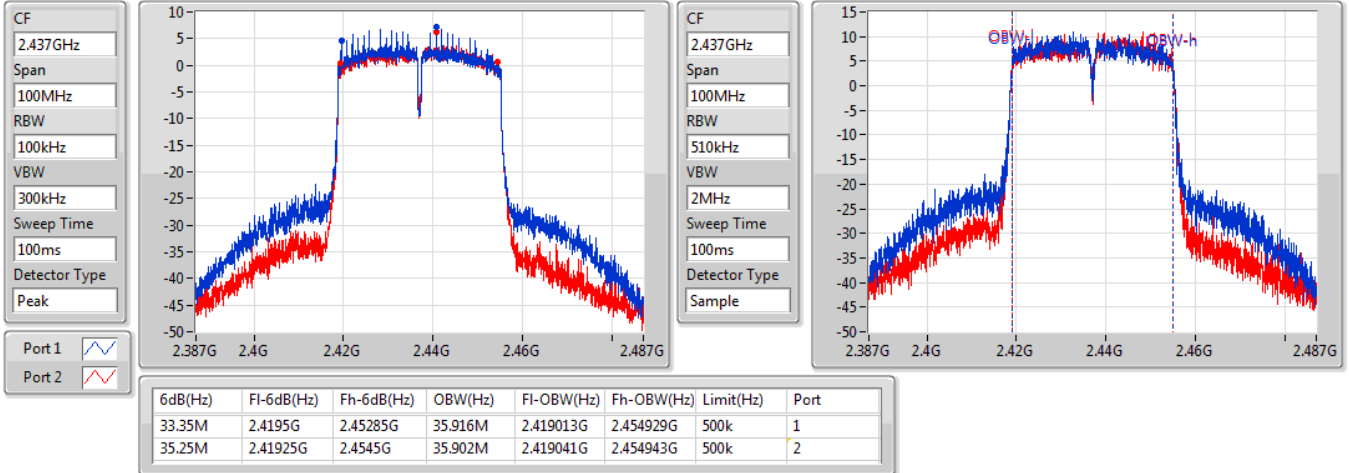
6dB(Hz)	Fl-6dB(Hz)	Fh-6dB(Hz)	OBW(Hz)	Fl-OBW(Hz)	Fh-OBW(Hz)	Limit(Hz)	Port
35.25M	2.40425G	2.4395G	35.95M	2.403988G	2.439939G	500k	1
35.05M	2.4045G	2.43955G	35.861M	2.404053G	2.439914G	500k	2

802.11n HT40_Nss1,(MCS0)_2TX

EBW

2437MHz

24/08/2019

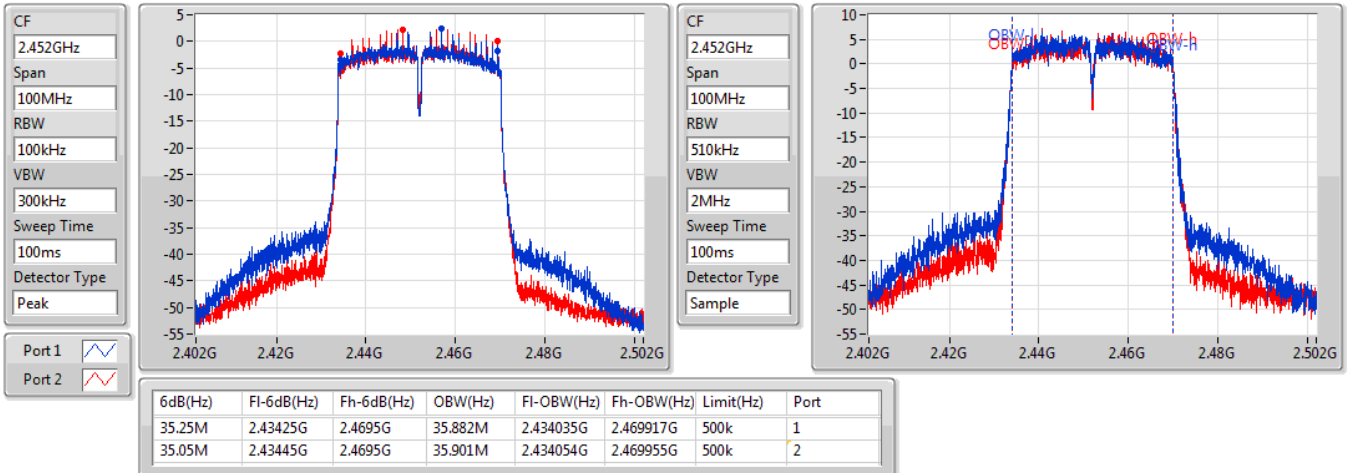


802.11n HT40_Nss1,(MCS0)_2TX

EBW

2452MHz

24/08/2019





<Ant. 4> Patch Array Antenna

Summary

Mode	Max-N dB (Hz)	Max-OBW (Hz)	ITU-Code	Min-N dB (Hz)	Min-OBW (Hz)
2.4-2.4835GHz	-	-	-	-	-
802.11b_Nss1,(1Mbps)_2TX	8.5M	13.143M	13M1G1D	7.575M	12.769M
802.11g_Nss1,(6Mbps)_2TX	16.35M	16.467M	16M5D1D	16.325M	16.367M
802.11n HT20_Nss1,(MCS0)_2TX	17.575M	17.641M	17M6D1D	17.55M	17.591M
802.11n HT40_Nss1,(MCS0)_2TX	35.3M	35.932M	35M9D1D	33.75M	35.882M

Max-N dB = Maximum 6dB down bandwidth; **Max-OBW** = Maximum 99% occupied bandwidth;

Min-N dB = Minimum 6dB down bandwidth; **Min-OBW** = Minimum 99% occupied bandwidth;

Result

Mode	Result	Limit (Hz)	Port 1-N dB (Hz)	Port 1-OBW (Hz)	Port 2-N dB (Hz)	Port 2-OBW (Hz)
802.11b_Nss1,(1Mbps)_2TX	-	-	-	-	-	-
2412MHz	Pass	500k	8.025M	13.018M	8.075M	12.844M
2437MHz	Pass	500k	8.025M	12.969M	7.575M	12.769M
2462MHz	Pass	500k	8.5M	13.143M	7.575M	12.769M
802.11g_Nss1,(6Mbps)_2TX	-	-	-	-	-	-
2412MHz	Pass	500k	16.325M	16.442M	16.35M	16.417M
2437MHz	Pass	500k	16.325M	16.467M	16.325M	16.392M
2462MHz	Pass	500k	16.325M	16.392M	16.325M	16.367M
802.11n HT20_Nss1,(MCS0)_2TX	-	-	-	-	-	-
2412MHz	Pass	500k	17.55M	17.591M	17.55M	17.591M
2437MHz	Pass	500k	17.55M	17.641M	17.55M	17.591M
2462MHz	Pass	500k	17.575M	17.616M	17.55M	17.591M
802.11n HT40_Nss1,(MCS0)_2TX	-	-	-	-	-	-
2422MHz	Pass	500k	35.3M	35.882M	35.1M	35.882M
2437MHz	Pass	500k	34.25M	35.932M	35.05M	35.932M
2452MHz	Pass	500k	35.15M	35.882M	33.75M	35.882M

Port X-N dB = Port X 6dB down bandwidth; Port X-OBW = Port X 99% occupied bandwidth;

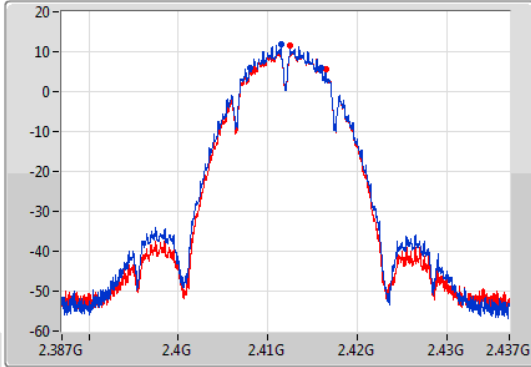
802.11b_Nss1,(1Mbps)_2TX

EBW

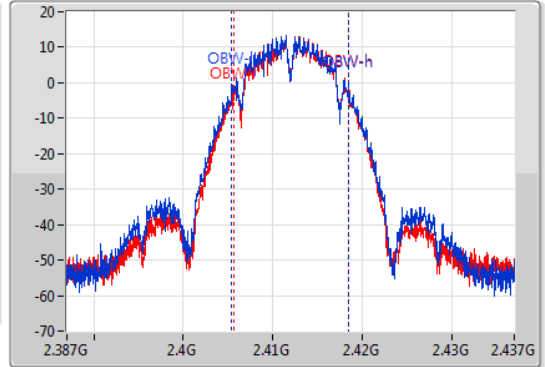
2412MHz

31/08/2019

CF
2.412GHz
Span
50MHz
RBW
100kHz
VBW
300kHz
Sweep Time
100ms
Detector Type
Peak
Port 1
Port 2



CF
2.412GHz
Span
50MHz
RBW
200kHz
VBW
1MHz
Sweep Time
100ms
Detector Type
Sample



6dB(Hz)	Fl-6dB(Hz)	Fh-6dB(Hz)	OBW(Hz)	Fl-OBW(Hz)	Fh-OBW(Hz)	Limit(Hz)	Port
8.025M	2.407975G	2.416G	13.018M	2.405453G	2.418472G	500k	1
8.075M	2.408425G	2.4165G	12.844M	2.405628G	2.418472G	500k	2

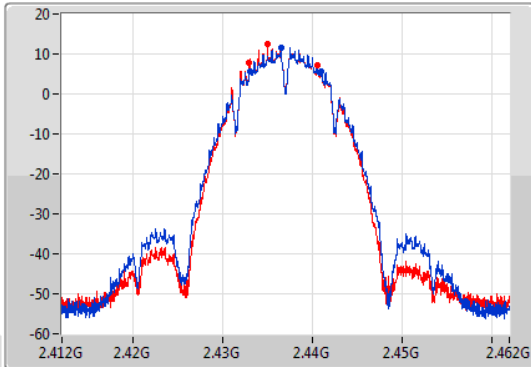
802.11b_Nss1,(1Mbps)_2TX

EBW

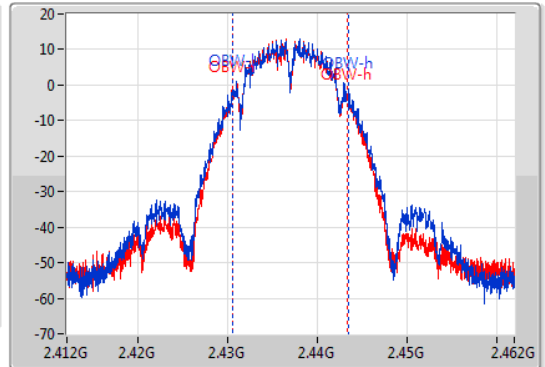
2437MHz

31/08/2019

CF
2.437GHz
Span
50MHz
RBW
100kHz
VBW
300kHz
Sweep Time
100ms
Detector Type
Peak
Port 1
Port 2



CF
2.437GHz
Span
50MHz
RBW
200kHz
VBW
1MHz
Sweep Time
100ms
Detector Type
Sample



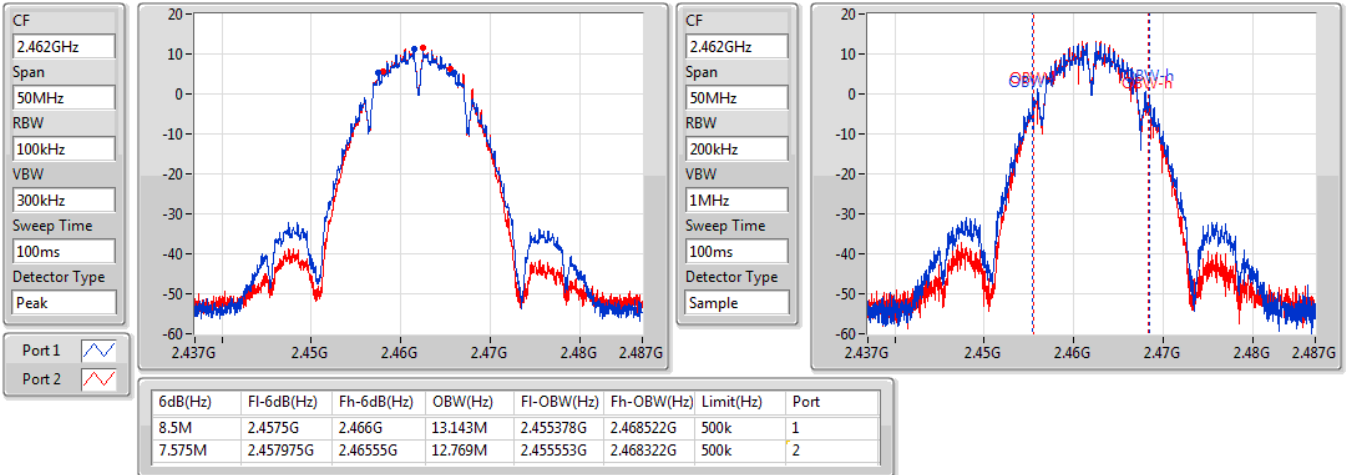
6dB(Hz)	Fl-6dB(Hz)	Fh-6dB(Hz)	OBW(Hz)	Fl-OBW(Hz)	Fh-OBW(Hz)	Limit(Hz)	Port
8.025M	2.432975G	2.441G	12.969M	2.430478G	2.443447G	500k	1
7.575M	2.43295G	2.440525G	12.769M	2.430553G	2.443322G	500k	2

802.11b_Nss1,(1Mbps)_2TX

EBW

2462MHz

31/08/2019

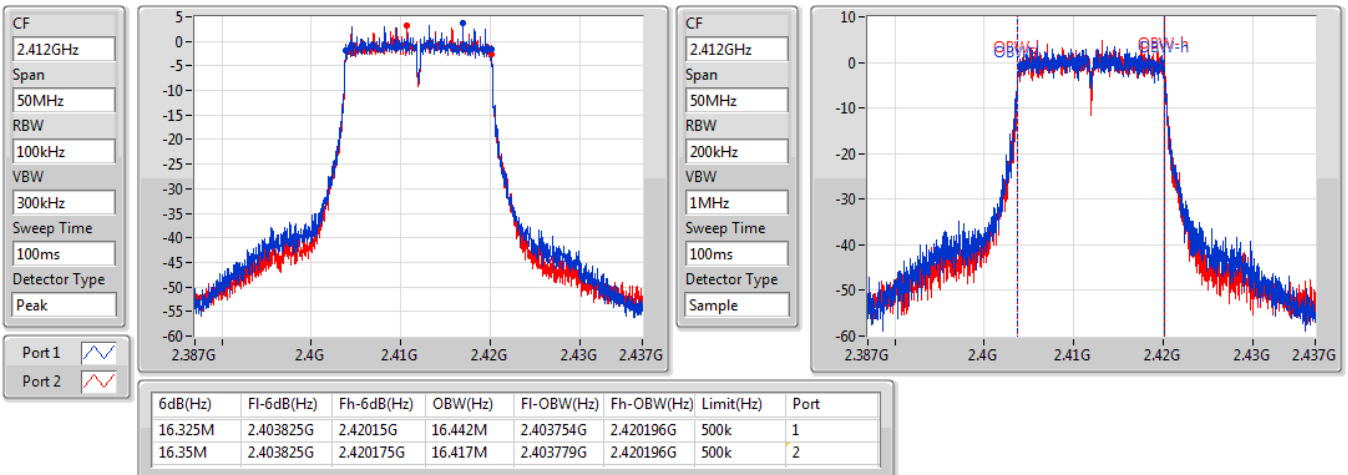


802.11g_Nss1,(6Mbps)_2TX

EBW

2412MHz

31/08/2019



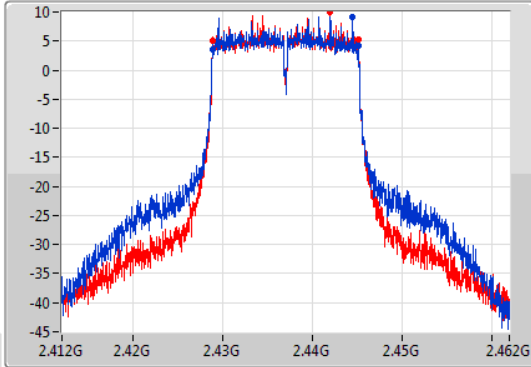
802.11g_Nss1,(6Mbps)_2TX

EBW

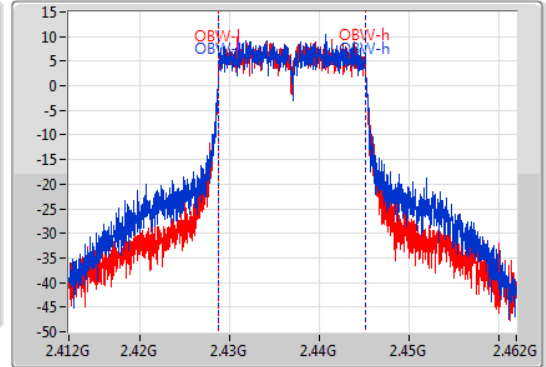
2437MHz

31/08/2019

CF
2.437GHz
Span
50MHz
RBW
100kHz
VBW
300kHz
Sweep Time
100ms
Detector Type
Peak
Port 1
Port 2



CF
2.437GHz
Span
50MHz
RBW
200kHz
VBW
1MHz
Sweep Time
100ms
Detector Type
Sample



6dB(Hz)	Fl-6dB(Hz)	Fh-6dB(Hz)	OBW(Hz)	Fl-OBW(Hz)	Fh-OBW(Hz)	Limit(Hz)	Port
16.325M	2.428825G	2.44515G	16.467M	2.428729G	2.445196G	500k	1
16.325M	2.428825G	2.44515G	16.392M	2.428779G	2.445171G	500k	2

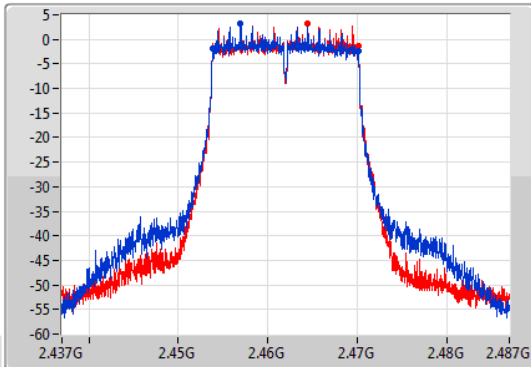
802.11g_Nss1,(6Mbps)_2TX

EBW

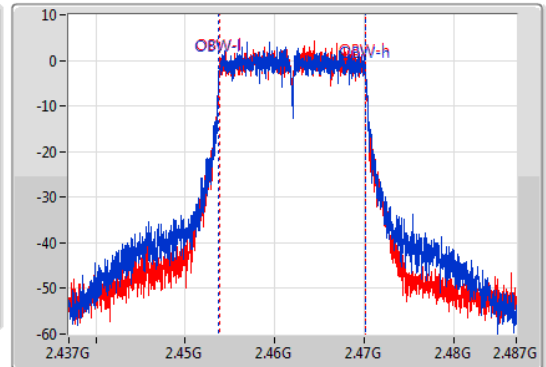
2462MHz

31/08/2019

CF
2.462GHz
Span
50MHz
RBW
100kHz
VBW
300kHz
Sweep Time
100ms
Detector Type
Peak
Port 1
Port 2



CF
2.462GHz
Span
50MHz
RBW
200kHz
VBW
1MHz
Sweep Time
100ms
Detector Type
Sample



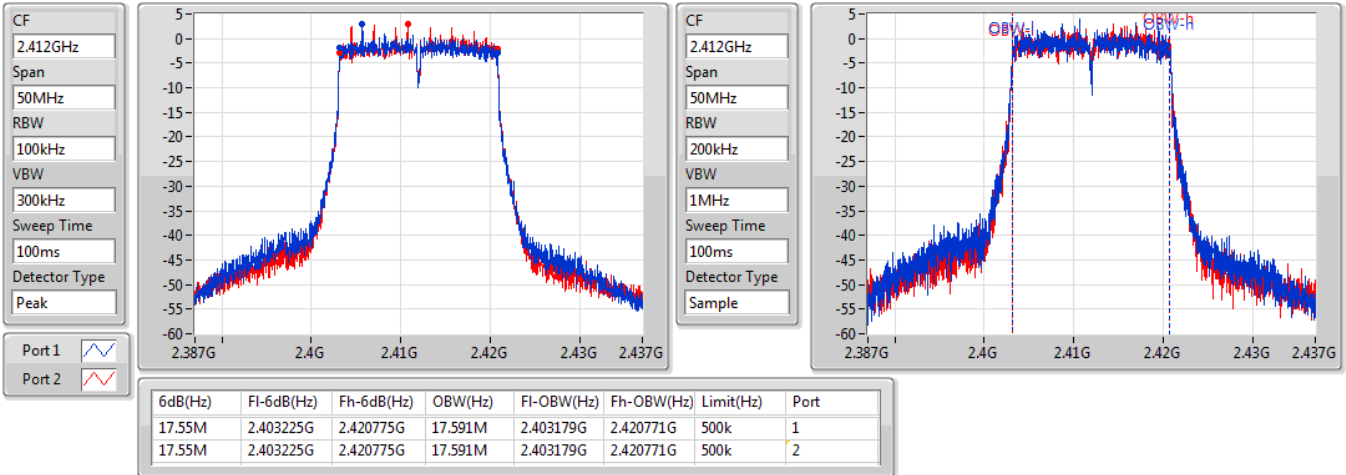
6dB(Hz)	Fl-6dB(Hz)	Fh-6dB(Hz)	OBW(Hz)	Fl-OBW(Hz)	Fh-OBW(Hz)	Limit(Hz)	Port
16.325M	2.453825G	2.47015G	16.392M	2.453779G	2.470171G	500k	1
16.325M	2.453825G	2.47015G	16.367M	2.453804G	2.470171G	500k	2

802.11n HT20_Nss1,(MCS0)_2TX

EBW

2412MHz

31/08/2019

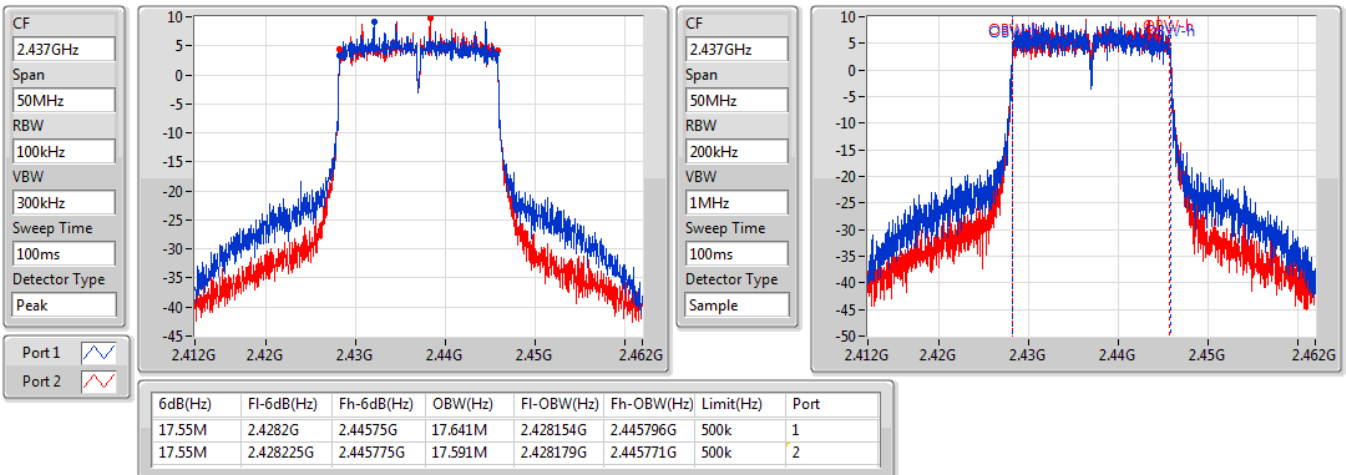


802.11n HT20_Nss1,(MCS0)_2TX

EBW

2437MHz

31/08/2019

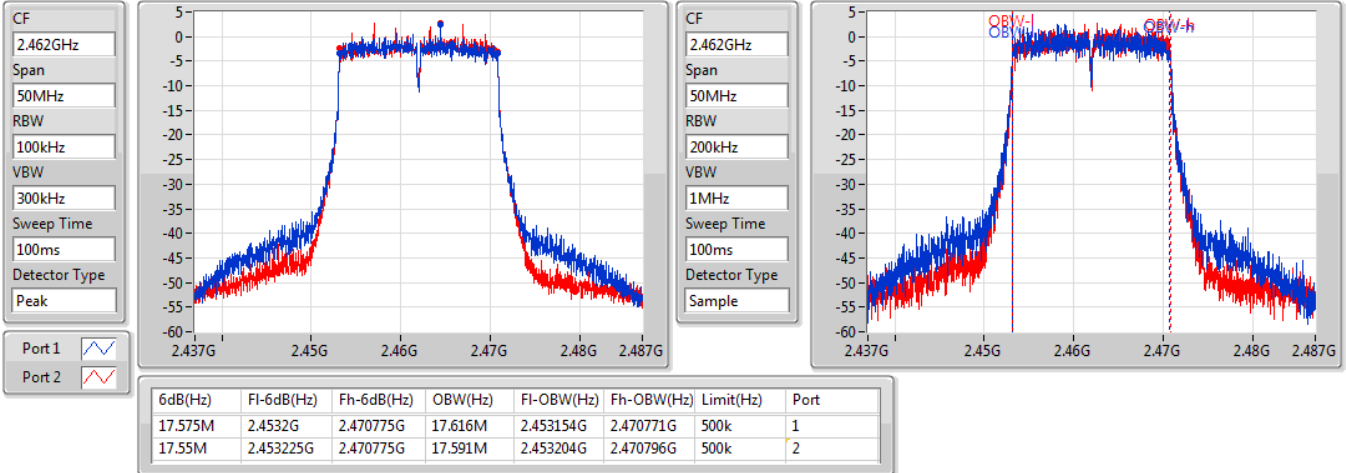


802.11n HT20_Nss1,(MCS0)_2TX

EBW

2462MHz

31/08/2019

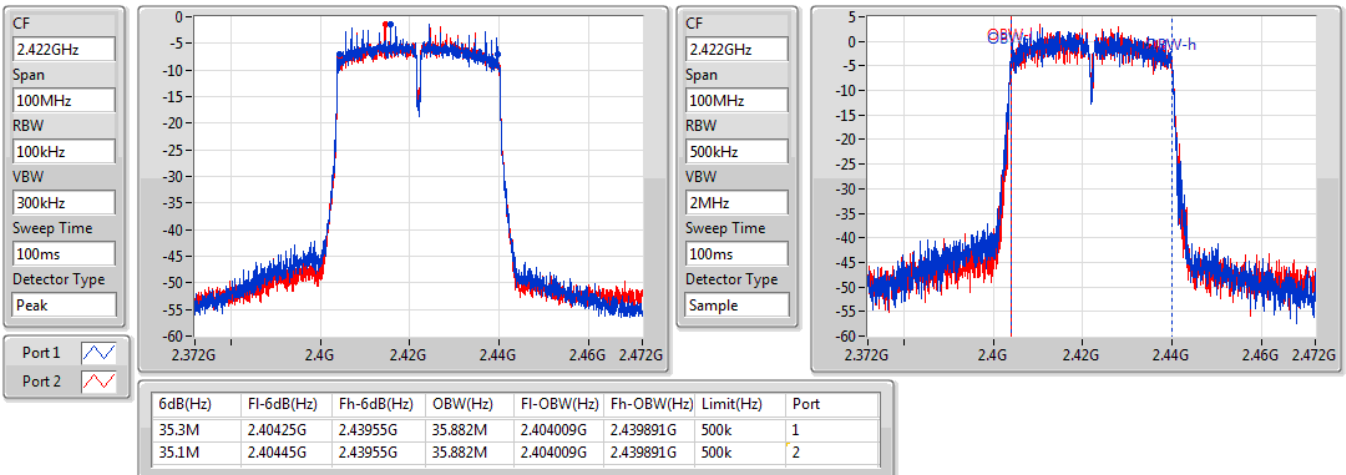


802.11n HT40_Nss1,(MCS0)_2TX

EBW

2422MHz

31/08/2019

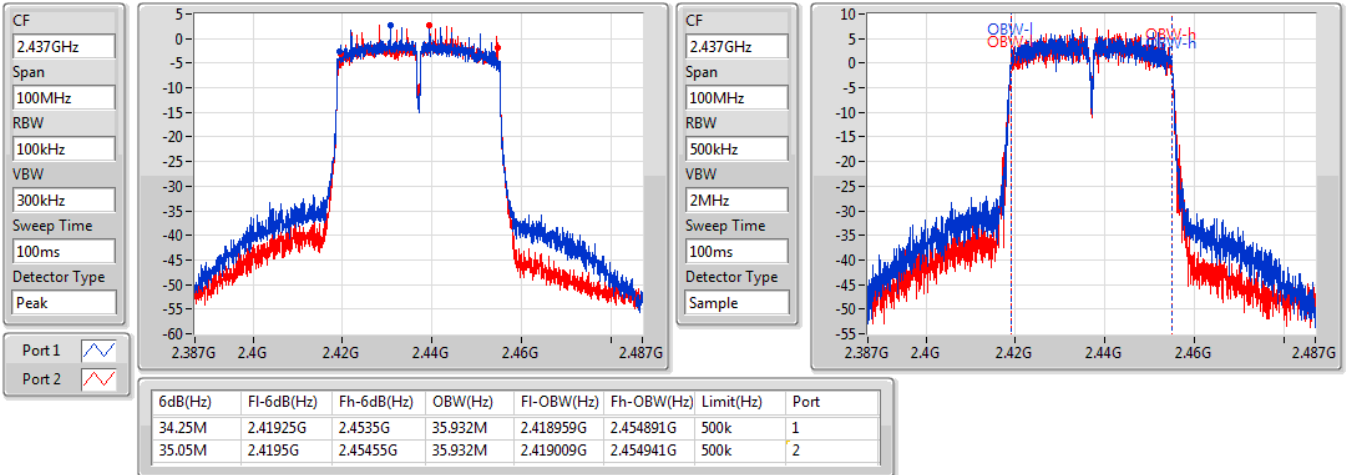


802.11n HT40_Nss1,(MCS0)_2TX

EBW

2437MHz

31/08/2019

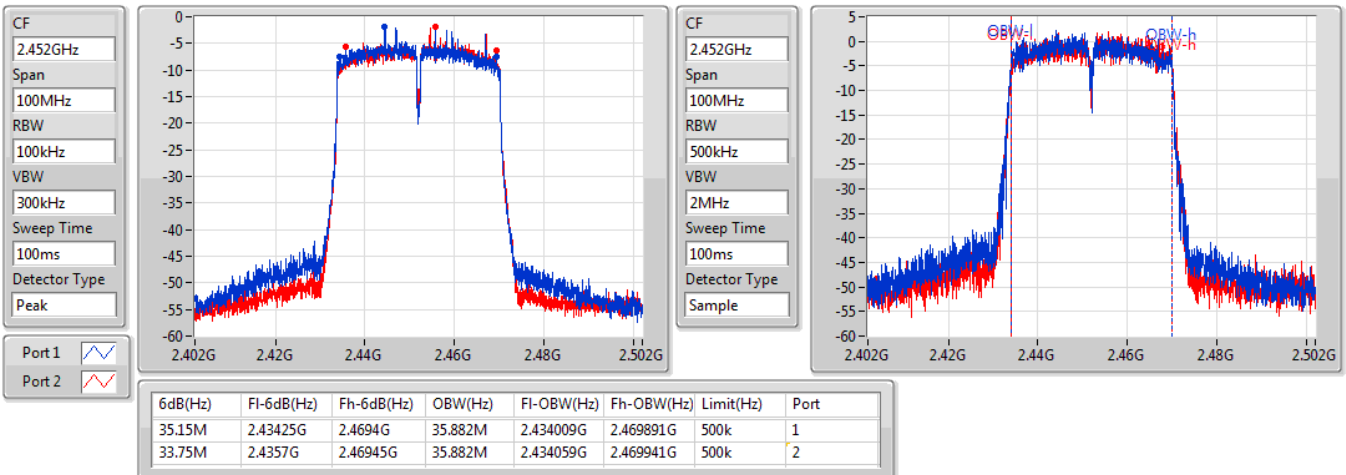


802.11n HT40_Nss1,(MCS0)_2TX

EBW

2452MHz

31/08/2019





<Ant. 3> PCB Dipole Antenna

Summary

Mode	Total Power (dBm)	Total Power (W)
2.4-2.4835GHz	-	-
802.11b_Nss1,(1Mbps)_2TX	29.82	0.95940
802.11g_Nss1,(6Mbps)_2TX	27.85	0.60954
802.11n HT20_Nss1,(MCS0)_2TX	27.96	0.62517
802.11n HT40_Nss1,(MCS0)_2TX	23.93	0.24717



Result

Mode	Result	DG (dBi)	Port 1 (dBm)	Port 2 (dBm)	Total Power (dBm)	Power Limit (dBm)
802.11b_Nss1,(1Mbps)_2TX	-	-	-	-	-	-
2412MHz	Pass	5.60	24.82	24.39	27.62	30.00
2437MHz	Pass	5.60	26.95	26.66	29.82	30.00
2462MHz	Pass	5.60	23.91	24.08	27.01	30.00
802.11g_Nss1,(6Mbps)_2TX	-	-	-	-	-	-
2412MHz	Pass	5.60	19.17	18.88	22.04	30.00
2417MHz	Pass	5.60	21.51	21.37	24.45	30.00
2437MHz	Pass	5.60	24.52	25.13	27.85	30.00
2457MHz	Pass	5.60	21.06	21.14	24.11	30.00
2462MHz	Pass	5.60	19.62	19.64	22.64	30.00
802.11n HT20_Nss1,(MCS0)_2TX	-	-	-	-	-	-
2412MHz	Pass	5.60	17.17	17.02	20.11	30.00
2417MHz	Pass	5.60	22.97	22.71	25.85	30.00
2437MHz	Pass	5.60	24.67	25.21	27.96	30.00
2457MHz	Pass	5.60	20.88	21.26	24.08	30.00
2462MHz	Pass	5.60	17.83	17.88	20.87	30.00
802.11n HT40_Nss1,(MCS0)_2TX	-	-	-	-	-	-
2422MHz	Pass	5.60	15.41	15.22	18.33	30.00
2427MHz	Pass	5.60	16.60	16.36	19.49	30.00
2437MHz	Pass	5.60	20.99	20.84	23.93	30.00
2447MHz	Pass	5.60	17.57	17.32	20.46	30.00
2452MHz	Pass	5.60	16.63	16.47	19.56	30.00

DG = Directional Gain; **Port X** = Port X output power



<Ant. 4> Patch Array Antenna

Summary

Mode	Total Power (dBm)	Total Power (W)
2.4-2.4835GHz	-	-
802.11b_Nss1,(1Mbps)_2TX	25.33	0.34119
802.11g_Nss1,(6Mbps)_2TX	25.18	0.32961
802.11n HT20_Nss1,(MCS0)_2TX	25.23	0.33343
802.11n HT40_Nss1,(MCS0)_2TX	21.11	0.12912



Result

Mode	Result	DG (dBi)	Port 1 (dBm)	Port 2 (dBm)	Total Power (dBm)	Power Limit (dBm)
802.11b_Nss1,(1Mbps)_2TX	-	-	-	-	-	-
2412MHz	Pass	10.40	22.49	22.15	25.33	25.60
2437MHz	Pass	10.40	22.23	22.41	25.33	25.60
2457MHz	Pass	10.40	22.32	22.01	25.18	25.60
2462MHz	Pass	10.40	21.96	22.05	25.02	25.60
802.11g_Nss1,(6Mbps)_2TX	-	-	-	-	-	-
2412MHz	Pass	10.40	16.26	16.26	19.27	25.60
2417MHz	Pass	10.40	19.74	19.70	22.73	25.60
2437MHz	Pass	10.40	22.11	22.22	25.18	25.60
2457MHz	Pass	10.40	19.02	19.19	22.12	25.60
2462MHz	Pass	10.40	15.71	15.77	18.75	25.60
802.11n HT20_Nss1,(MCS0)_2TX	-	-	-	-	-	-
2412MHz	Pass	10.40	15.71	15.80	18.77	25.60
2417MHz	Pass	10.40	20.34	20.10	23.23	25.60
2437MHz	Pass	10.40	22.12	22.31	25.23	25.60
2457MHz	Pass	10.40	19.61	19.82	22.73	25.60
2462MHz	Pass	10.40	15.13	15.41	18.28	25.60
802.11n HT40_Nss1,(MCS0)_2TX	-	-	-	-	-	-
2422MHz	Pass	10.40	14.04	14.02	17.04	25.60
2427MHz	Pass	10.40	14.67	14.51	17.60	25.60
2437MHz	Pass	10.40	18.14	18.05	21.11	25.60
2447MHz	Pass	10.40	15.06	15.02	18.05	25.60
2452MHz	Pass	10.40	13.58	13.58	16.59	25.60

DG = Directional Gain; **Port X** = Port X output power



<Ant. 3> PCB Dipole Antenna

Summary

Mode	PD (dBm/RBW)
2.4-2.4835GHz	-
802.11b_Nss1,(1Mbps)_2TX	-2.16
802.11g_Nss1,(6Mbps)_2TX	-7.09
802.11n HT20_Nss1,(MCS0)_2TX	-6.81
802.11n HT40_Nss1,(MCS0)_2TX	-14.04

RBW=3 kHz.

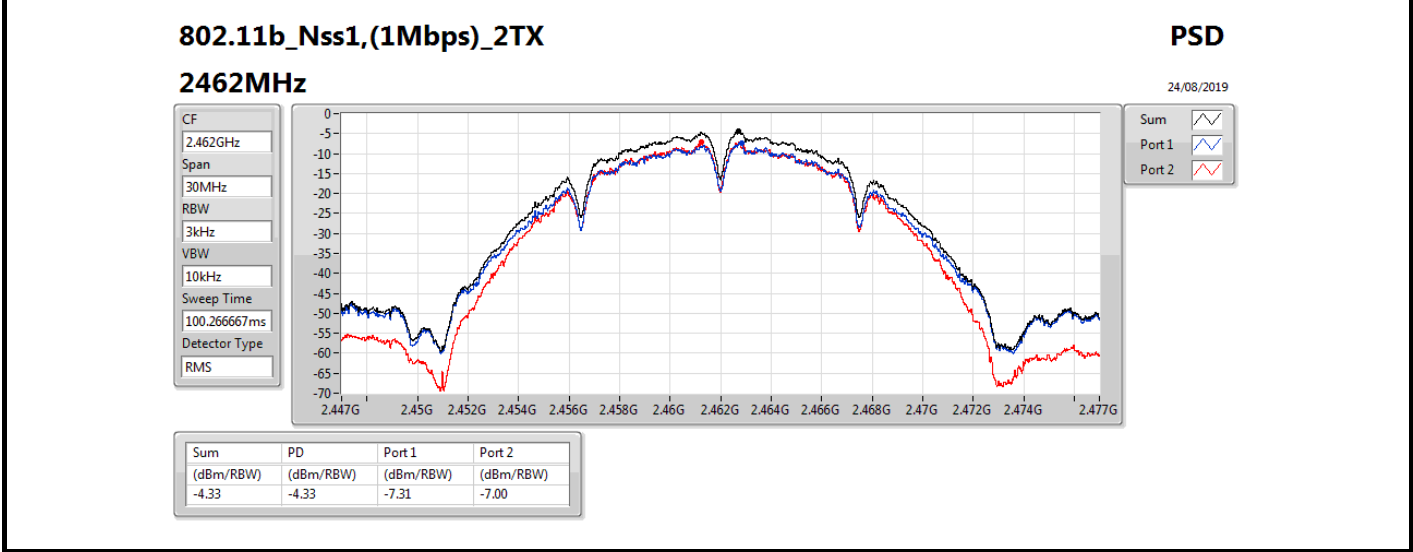
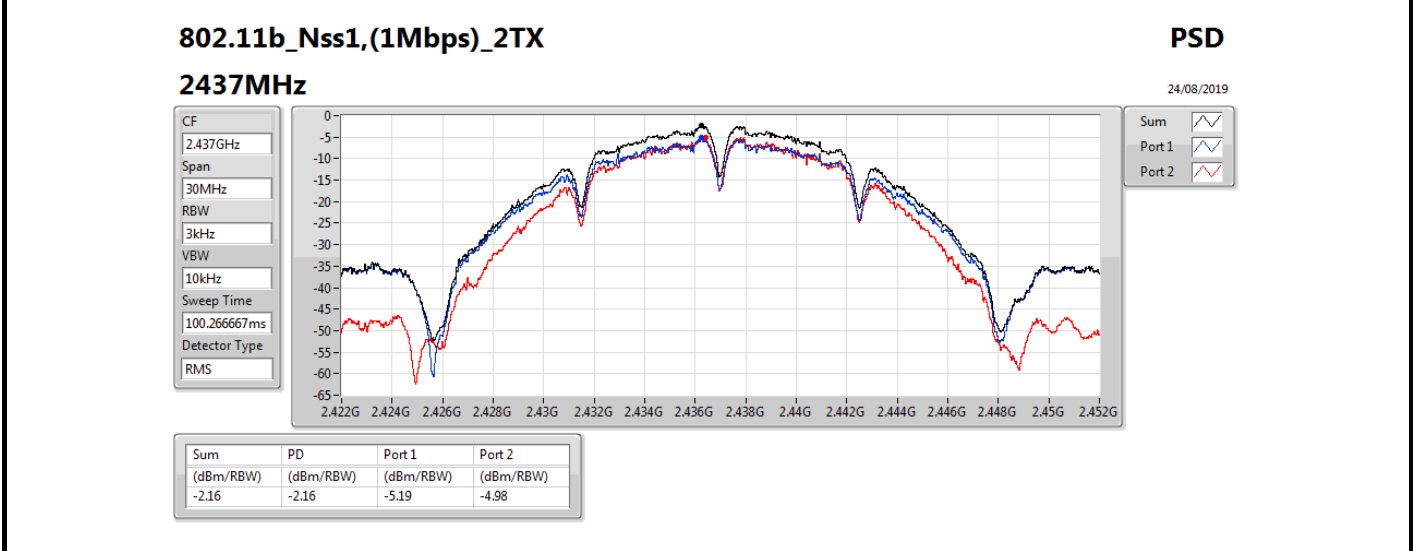
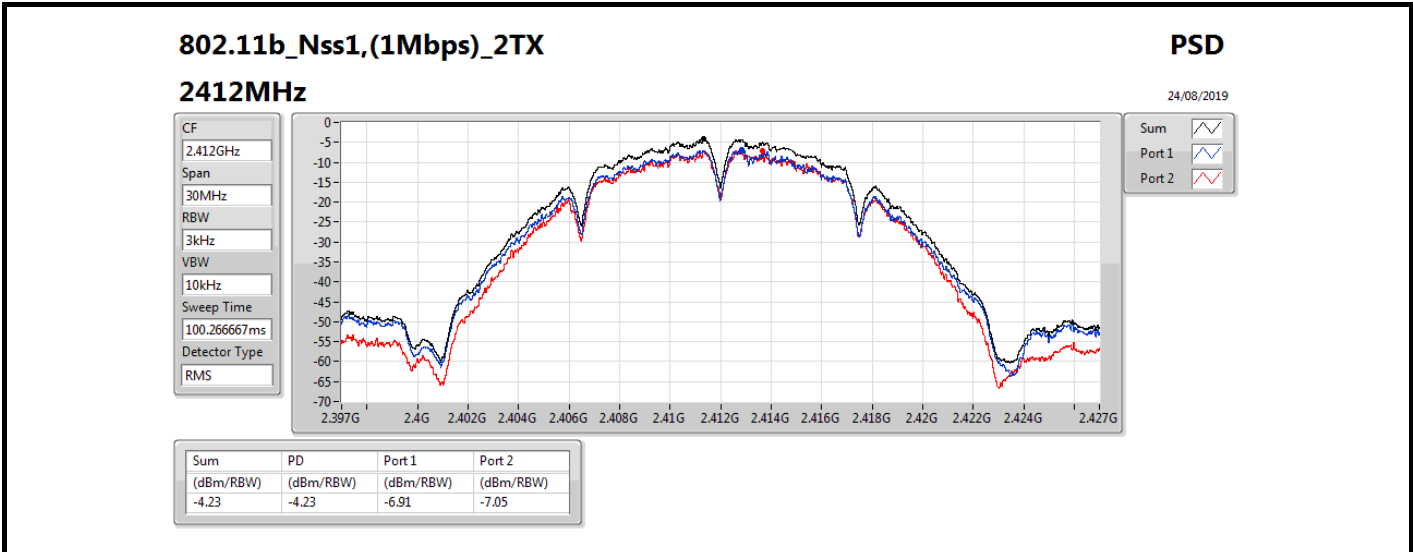


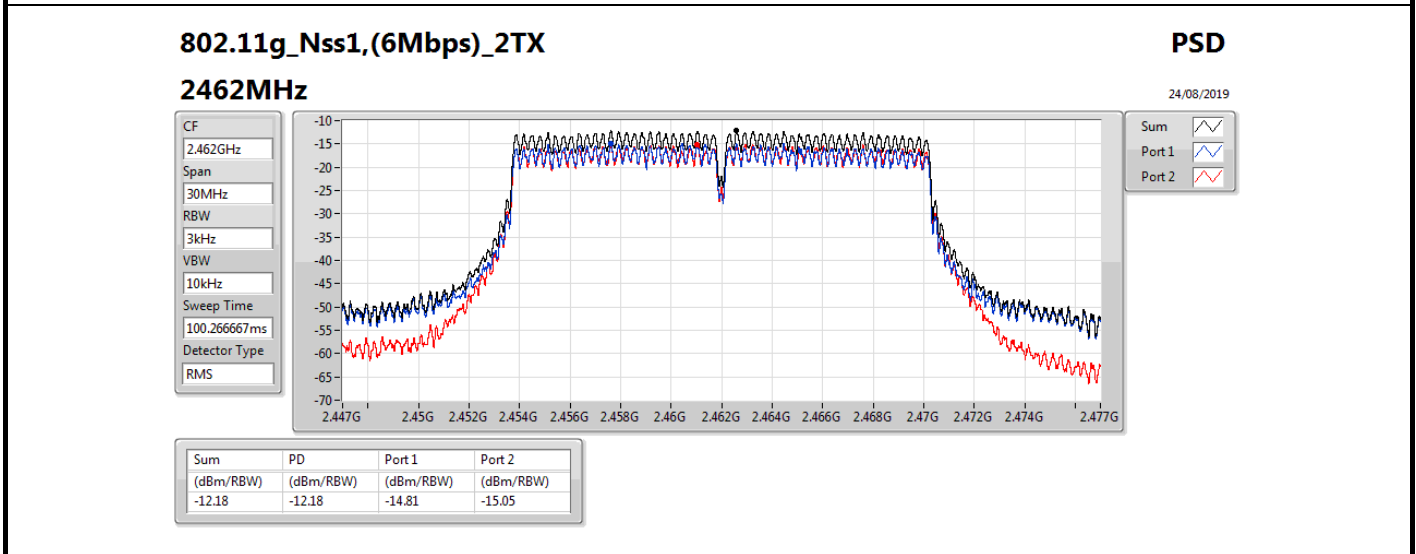
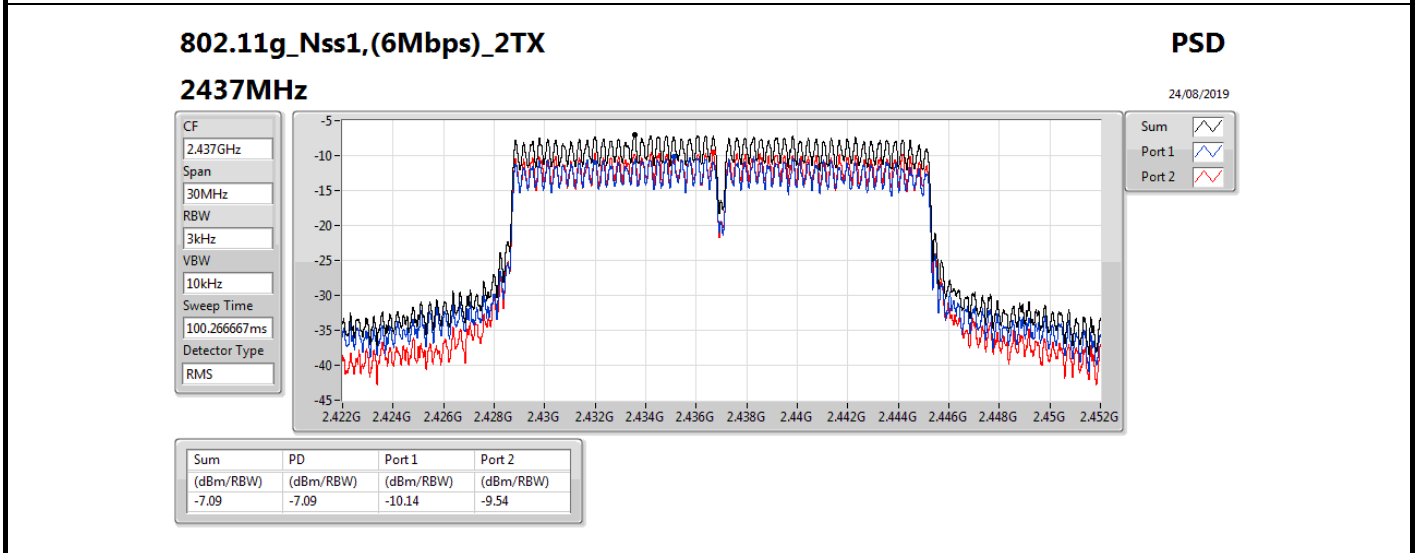
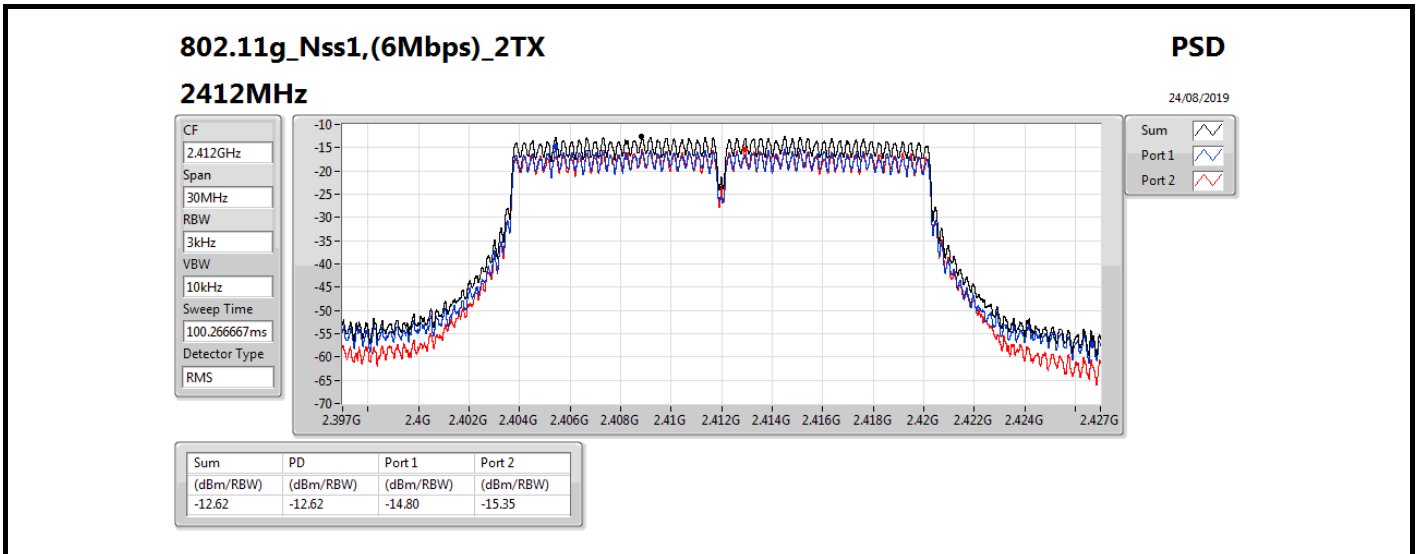
Result

Mode	Result	DG (dBi)	Port 1 (dBm/RBW)	Port 2 (dBm/RBW)	PD (dBm/RBW)	PD Limit (dBm/RBW)
802.11b_Nss1,(1Mbps)_2TX	-	-	-	-	-	-
2412MHz	Pass	8.61	-6.91	-7.05	-4.23	5.39
2437MHz	Pass	8.61	-5.19	-4.98	-2.16	5.39
2462MHz	Pass	8.61	-7.31	-7.00	-4.33	5.39
802.11g_Nss1,(6Mbps)_2TX	-	-	-	-	-	-
2412MHz	Pass	8.61	-14.80	-15.35	-12.62	5.39
2437MHz	Pass	8.61	-10.14	-9.54	-7.09	5.39
2462MHz	Pass	8.61	-14.81	-15.05	-12.18	5.39
802.11n HT20_Nss1,(MCS0)_2TX	-	-	-	-	-	-
2412MHz	Pass	8.61	-17.52	-17.59	-14.95	5.39
2437MHz	Pass	8.61	-10.03	-9.26	-6.81	5.39
2462MHz	Pass	8.61	-16.67	-16.84	-14.16	5.39
802.11n HT40_Nss1,(MCS0)_2TX	-	-	-	-	-	-
2422MHz	Pass	8.61	-22.44	-22.45	-19.44	5.39
2437MHz	Pass	8.61	-16.77	-17.02	-14.04	5.39
2452MHz	Pass	8.61	-20.78	-21.01	-18.34	5.39

DG = Directional Gain; RBW=3 kHz;

PD = trace bin-by-bin of each transmits port summing can be performed maximum power density; Port X = Port X power density;





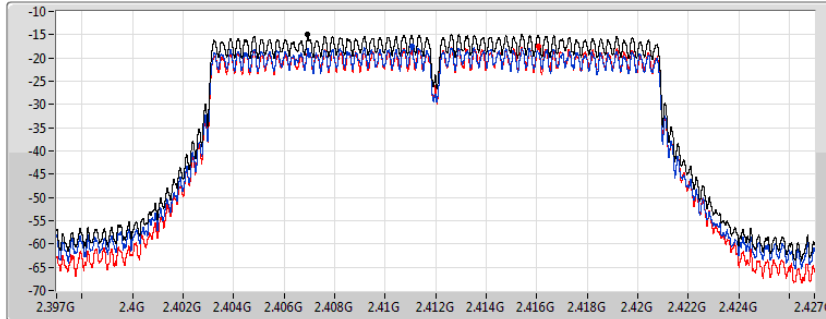
802.11n HT20_Nss1,(MCS0)_2TX

PSD

2412MHz

24/08/2019

CF
2.412GHz
Span
30MHz
RBW
3kHz
VBW
10kHz
Sweep Time
100.266667ms
Detector Type
RMS



Sum
Port 1
Port 2

Sum	PD	Port 1	Port 2
(dBm/RBW)	(dBm/RBW)	(dBm/RBW)	(dBm/RBW)
-14.95	-14.95	-17.52	-17.59

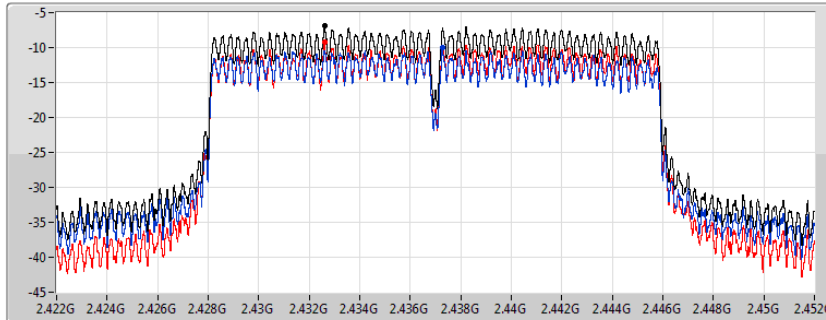
802.11n HT20_Nss1,(MCS0)_2TX

PSD

2437MHz

24/08/2019

CF
2.437GHz
Span
30MHz
RBW
3kHz
VBW
10kHz
Sweep Time
100.266667ms
Detector Type
RMS



Sum
Port 1
Port 2

Sum	PD	Port 1	Port 2
(dBm/RBW)	(dBm/RBW)	(dBm/RBW)	(dBm/RBW)
-6.81	-6.81	-10.03	-9.26

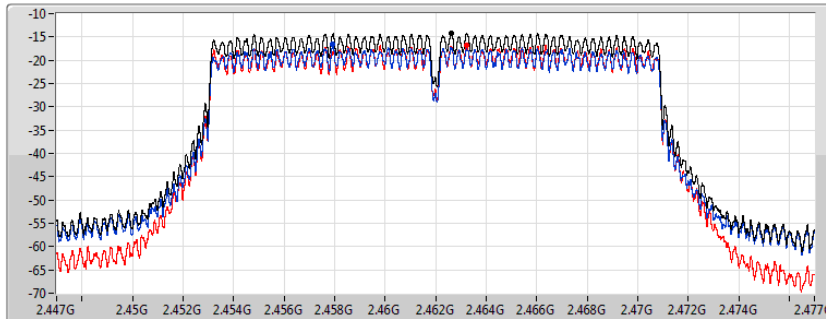
802.11n HT20_Nss1,(MCS0)_2TX

PSD

2462MHz

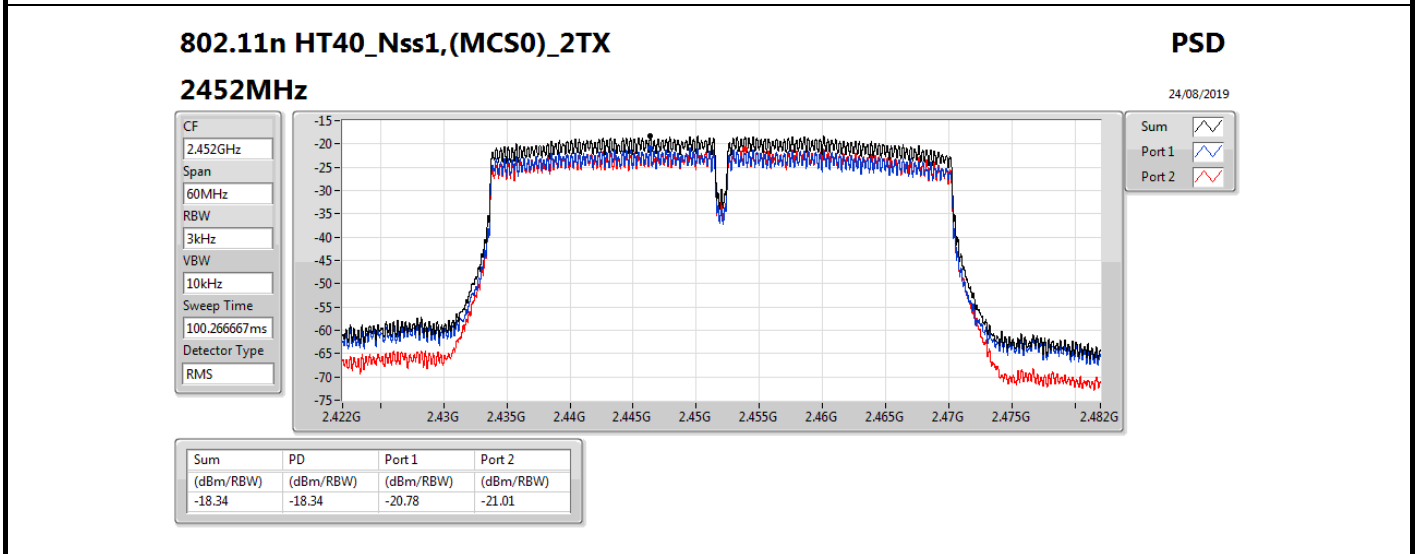
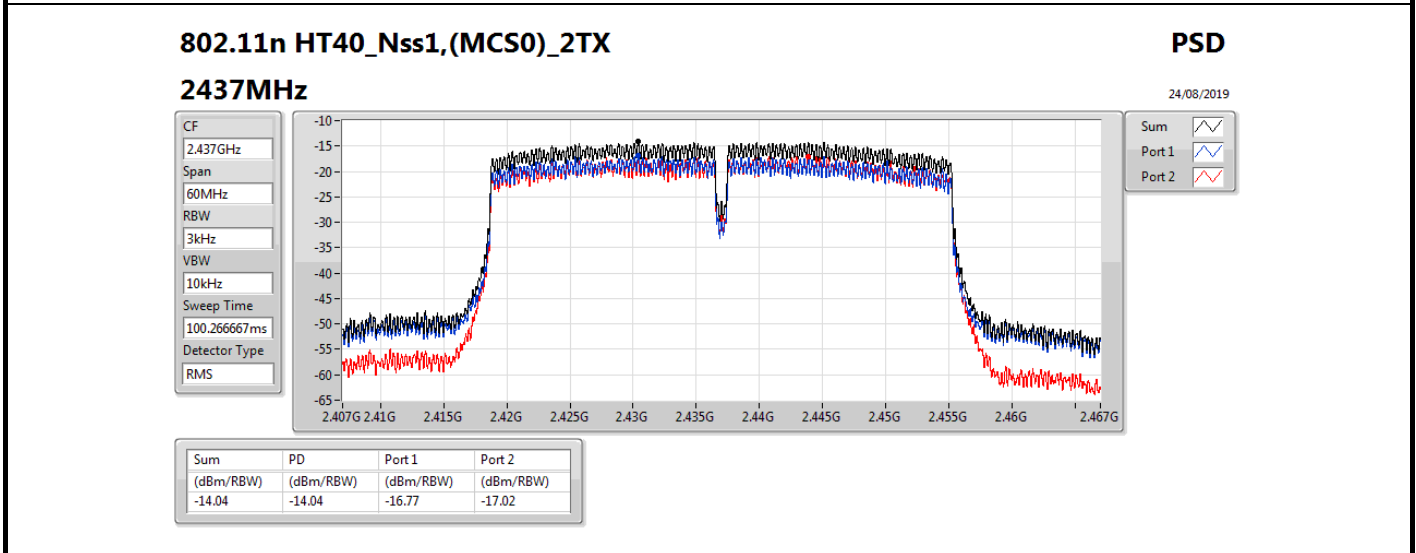
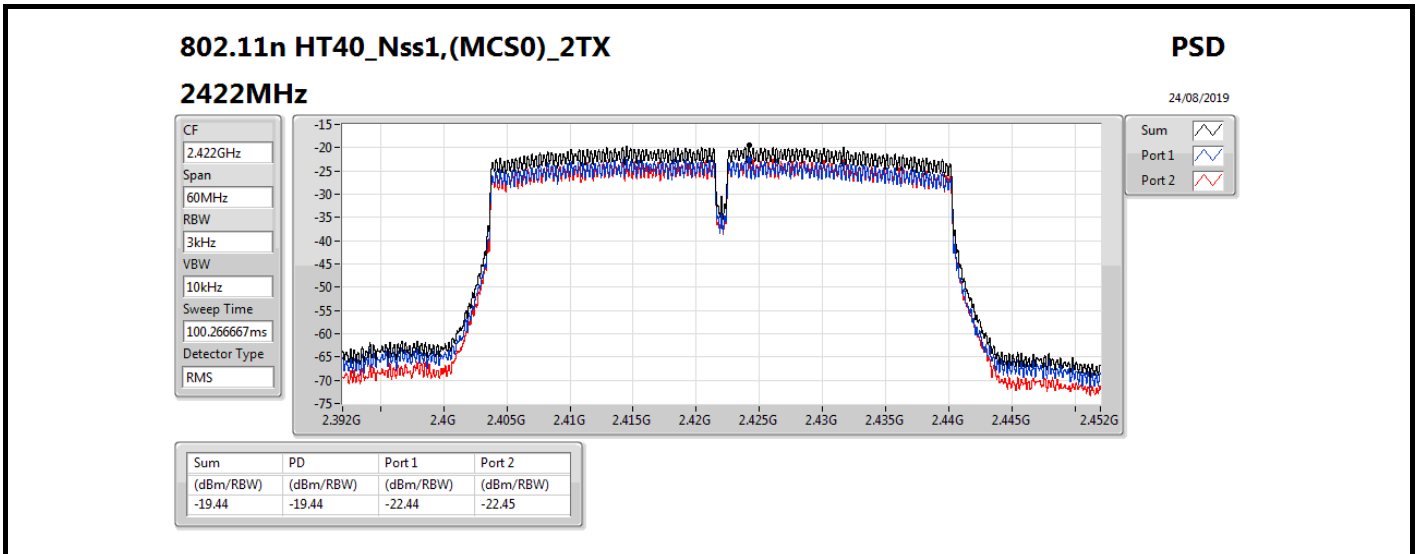
24/08/2019

CF
2.462GHz
Span
30MHz
RBW
3kHz
VBW
10kHz
Sweep Time
100.266667ms
Detector Type
RMS



Sum
Port 1
Port 2

Sum	PD	Port 1	Port 2
(dBm/RBW)	(dBm/RBW)	(dBm/RBW)	(dBm/RBW)
-14.16	-14.16	-16.67	-16.84





<Ant. 4> Patch Array Antenna

Summary

Mode	PD (dBm/RBW)
2.4-2.4835GHz	-
802.11b_Nss1,(1Mbps)_2TX	-1.50
802.11g_Nss1,(6Mbps)_2TX	-3.64
802.11n HT20_Nss1,(MCS0)_2TX	-3.59
802.11n HT40_Nss1,(MCS0)_2TX	-9.60

RBW=3 kHz.

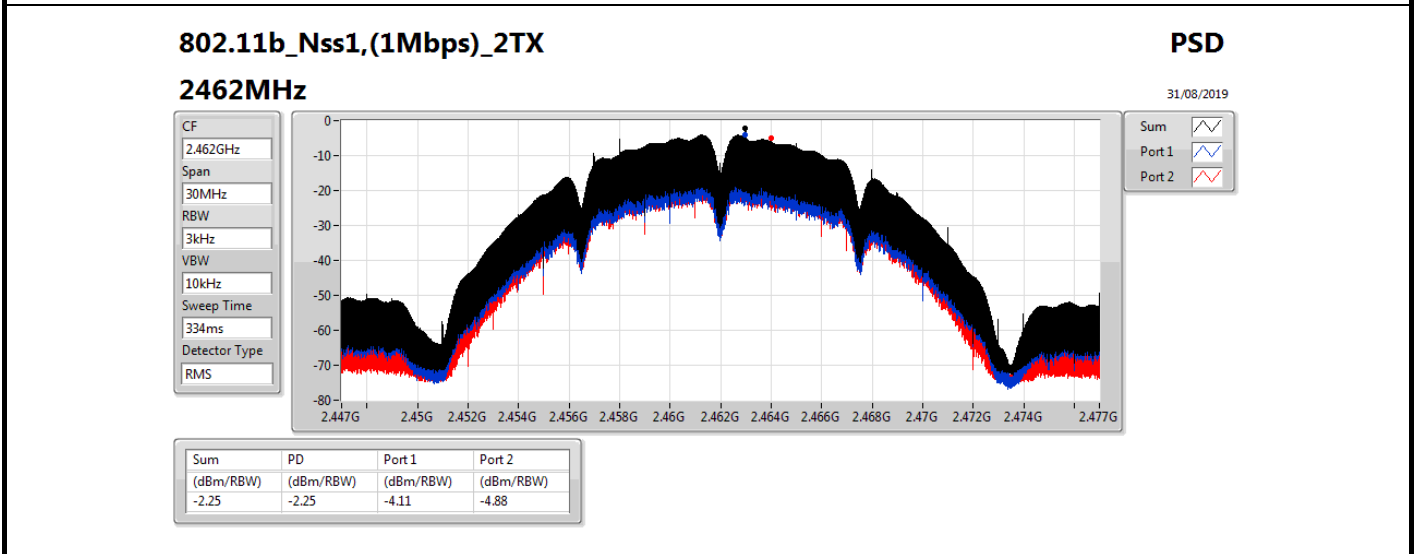
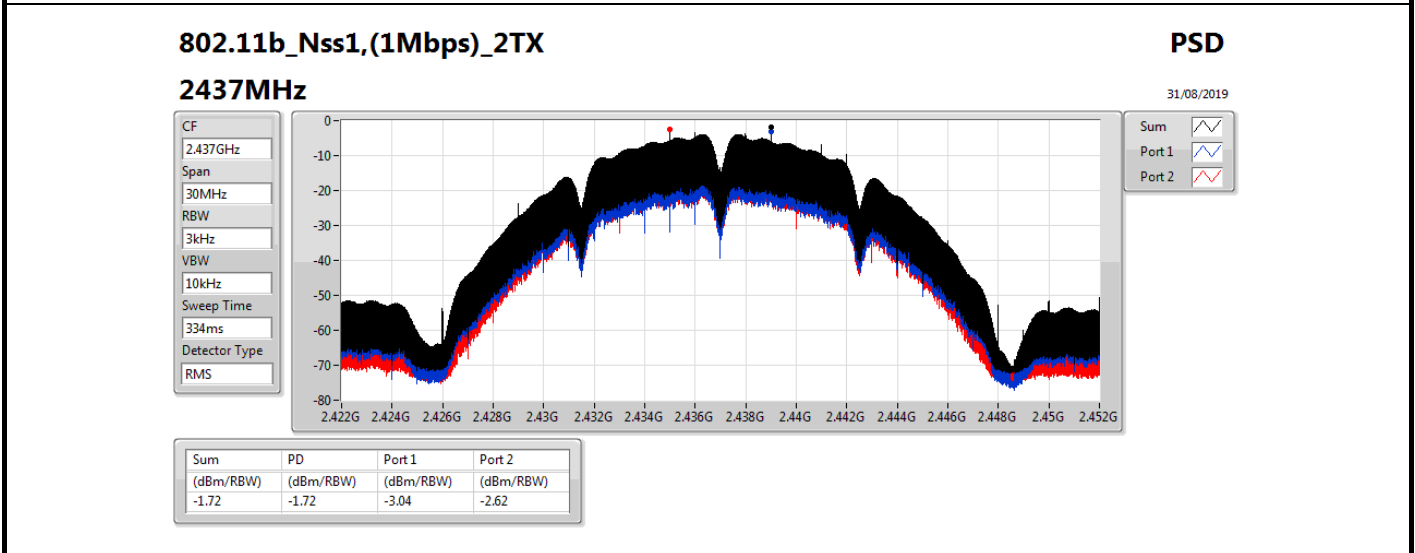
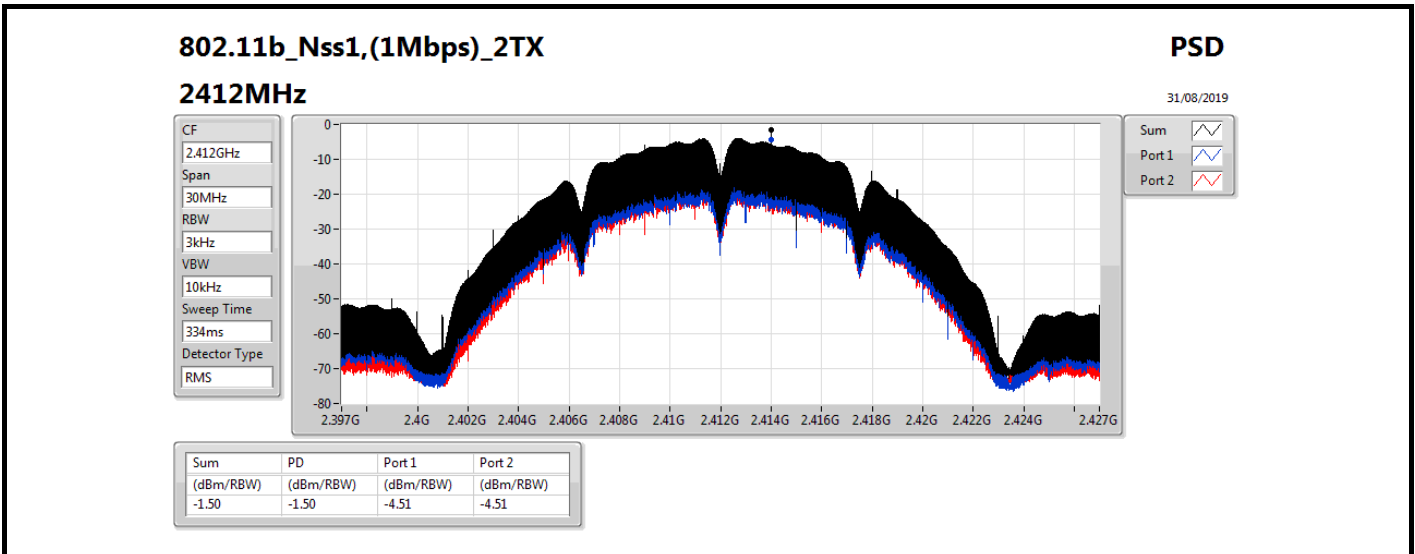


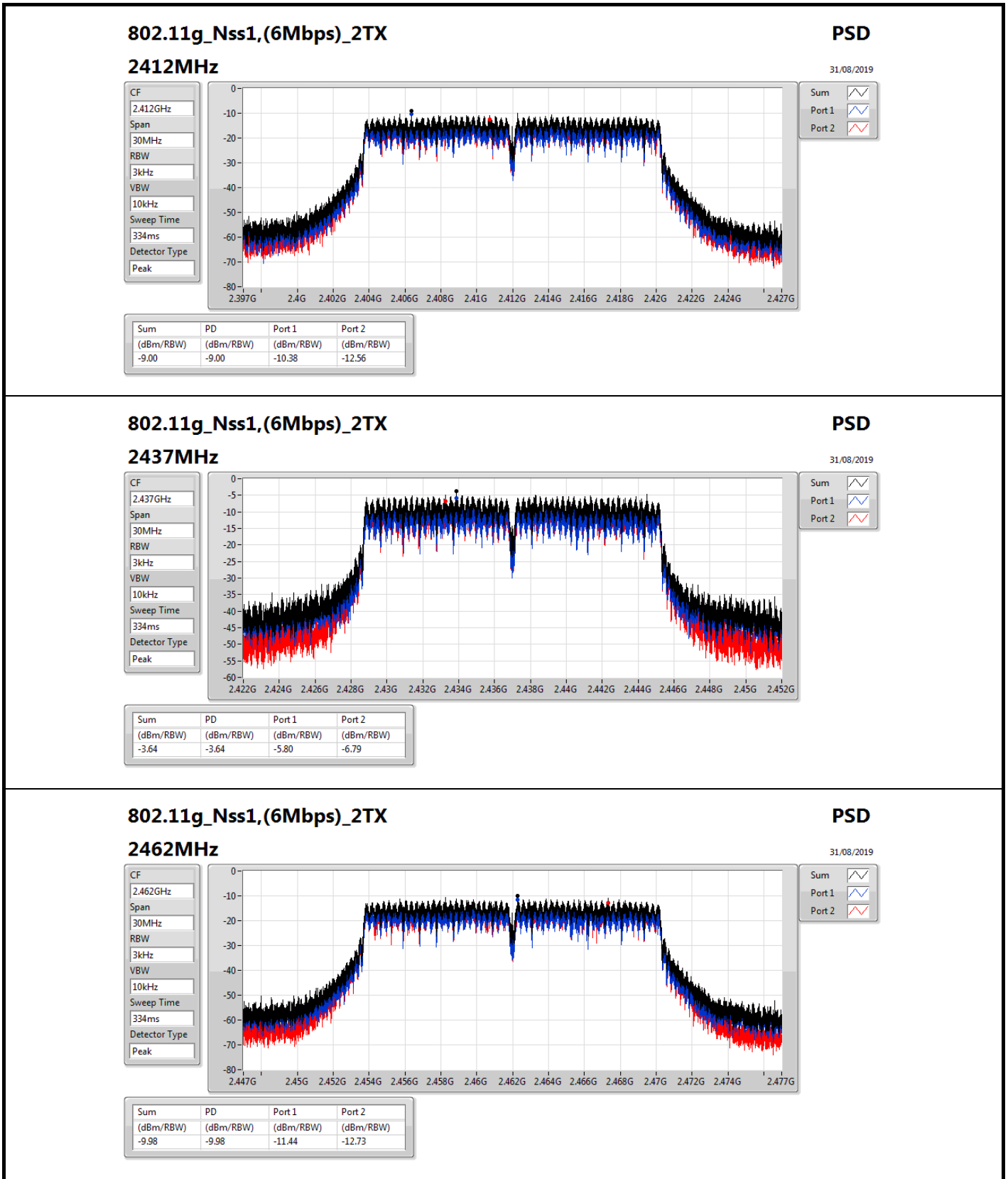
Result

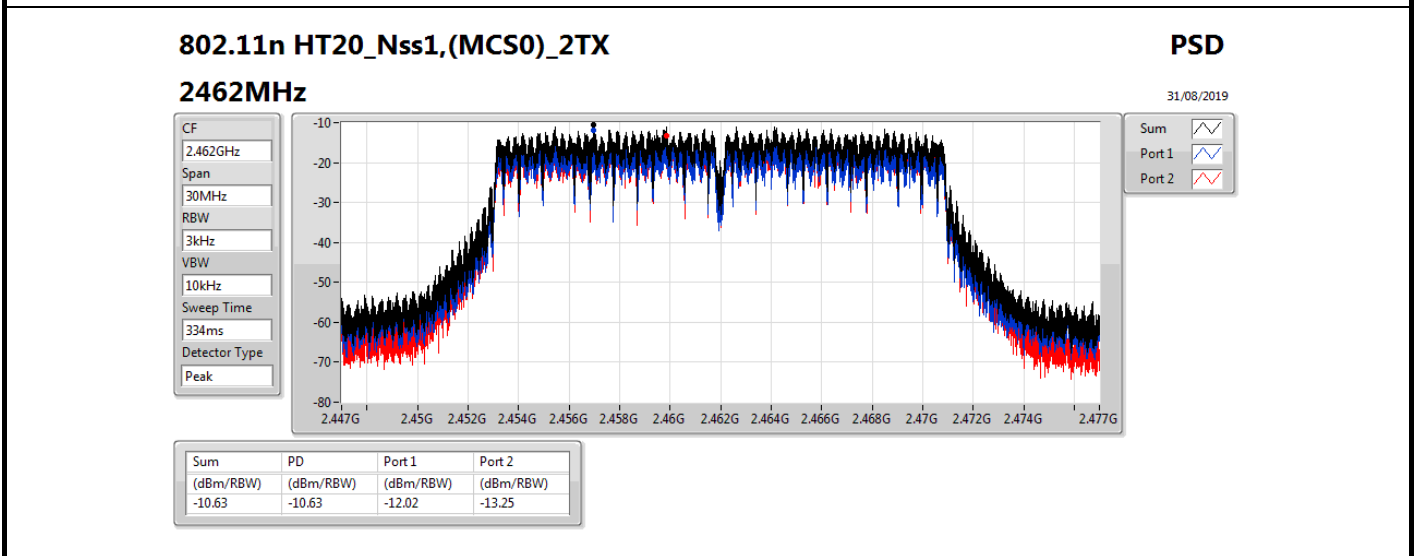
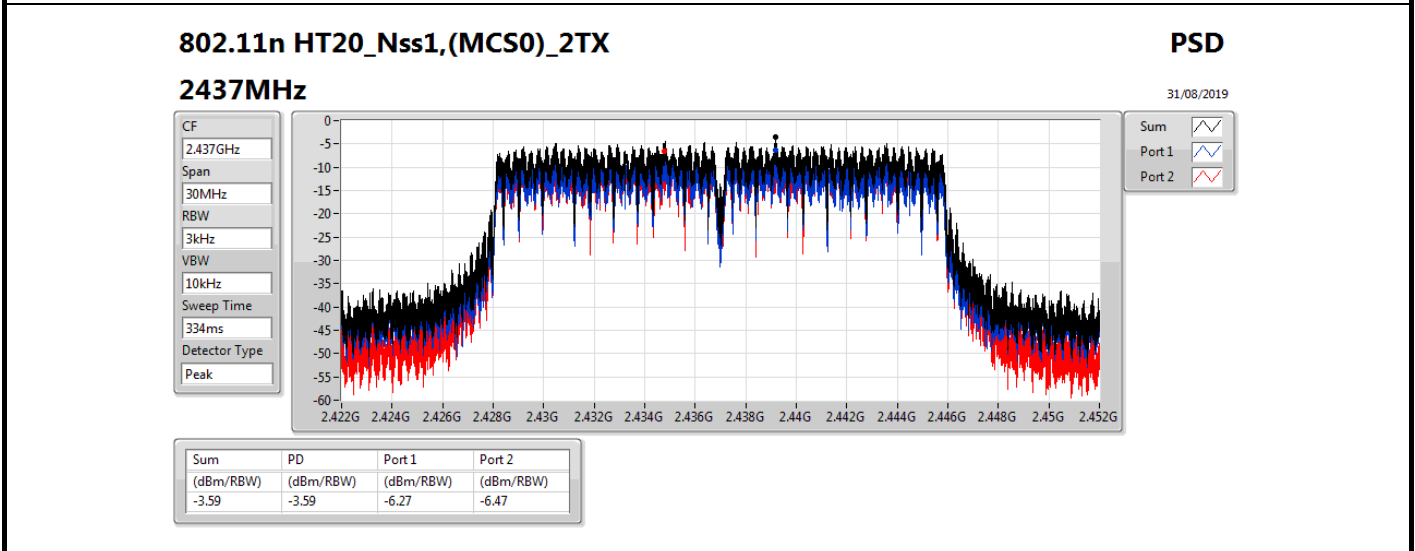
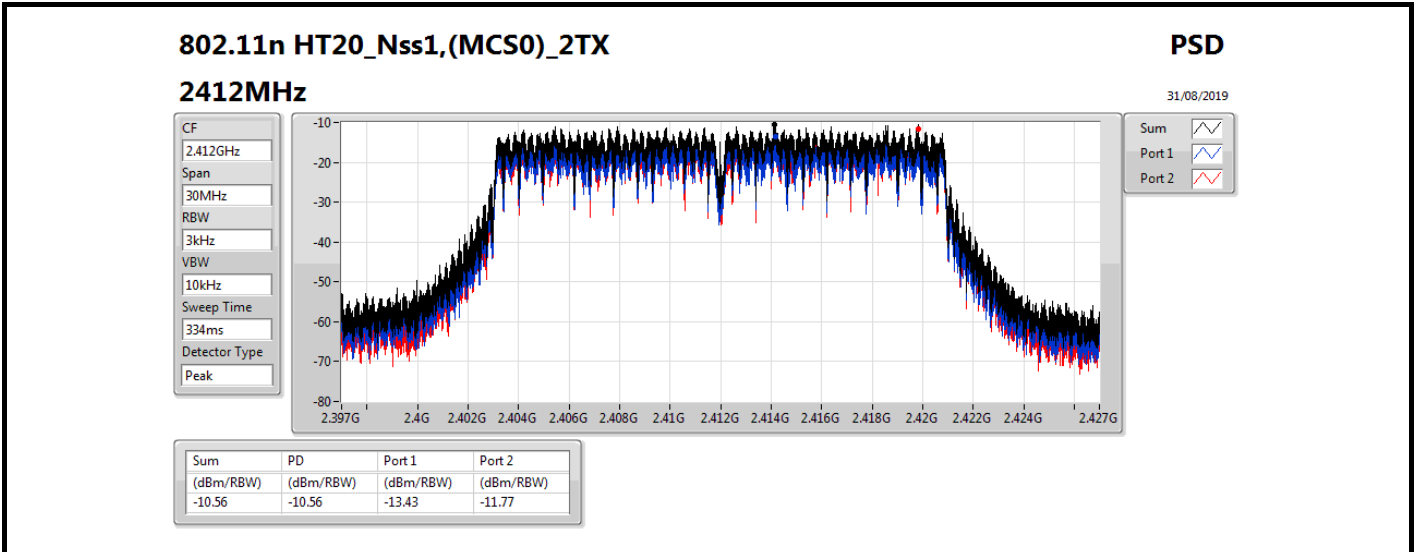
Mode	Result	DG (dBi)	Port 1 (dBm/RBW)	Port 2 (dBm/RBW)	PD (dBm/RBW)	PD Limit (dBm/RBW)
802.11b_Nss1,(1Mbps)_2TX	-	-	-	-	-	-
2412MHz	Pass	13.41	-4.51	-4.51	-1.50	0.59
2437MHz	Pass	13.41	-3.04	-2.62	-1.72	0.59
2462MHz	Pass	13.41	-4.11	-4.88	-2.25	0.59
802.11g_Nss1,(6Mbps)_2TX	-	-	-	-	-	-
2412MHz	Pass	13.41	-10.38	-12.56	-9.00	0.59
2437MHz	Pass	13.41	-5.80	-6.79	-3.64	0.59
2462MHz	Pass	13.41	-11.44	-12.73	-9.98	0.59
802.11n HT20_Nss1,(MCS0)_2TX	-	-	-	-	-	-
2412MHz	Pass	13.41	-13.43	-11.77	-10.56	0.59
2437MHz	Pass	13.41	-6.27	-6.47	-3.59	0.59
2462MHz	Pass	13.41	-12.02	-13.25	-10.63	0.59
802.11n HT40_Nss1,(MCS0)_2TX	-	-	-	-	-	-
2422MHz	Pass	13.41	-15.71	-16.13	-14.49	0.59
2437MHz	Pass	13.41	-11.59	-13.08	-9.60	0.59
2452MHz	Pass	13.41	-17.46	-17.16	-14.69	0.59

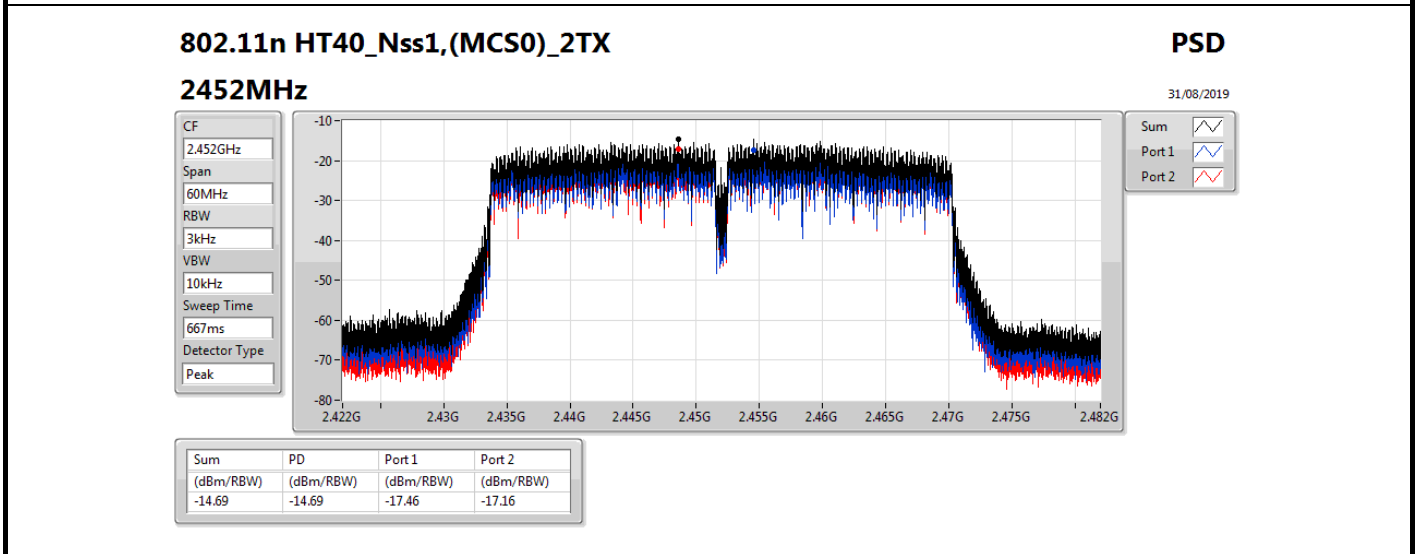
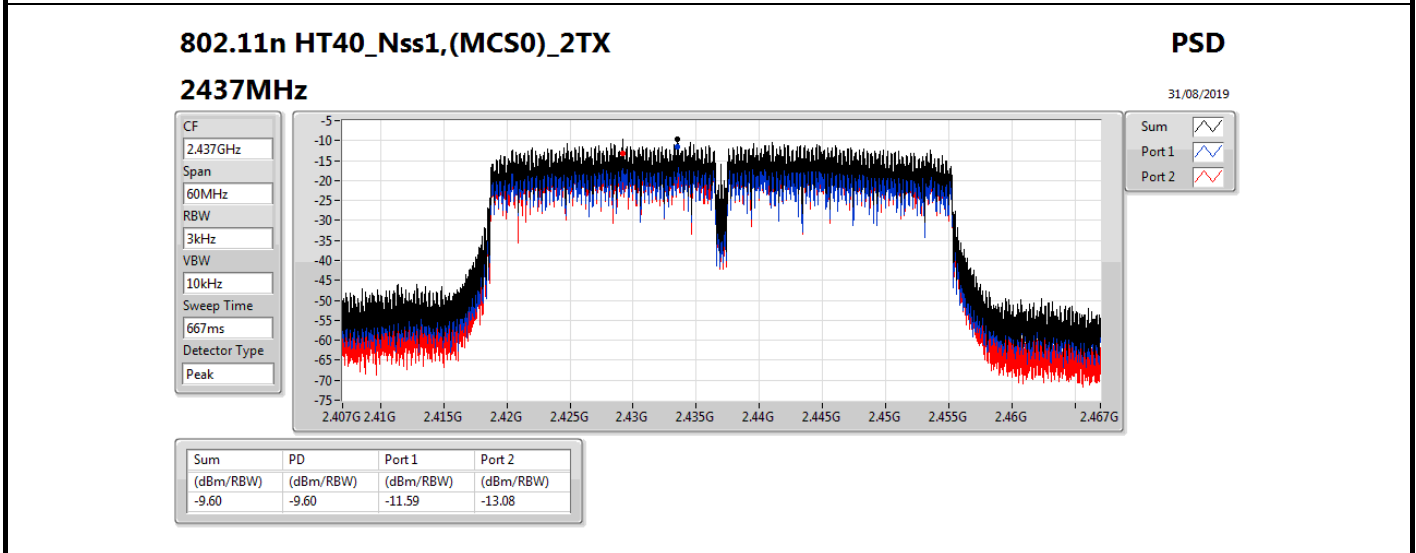
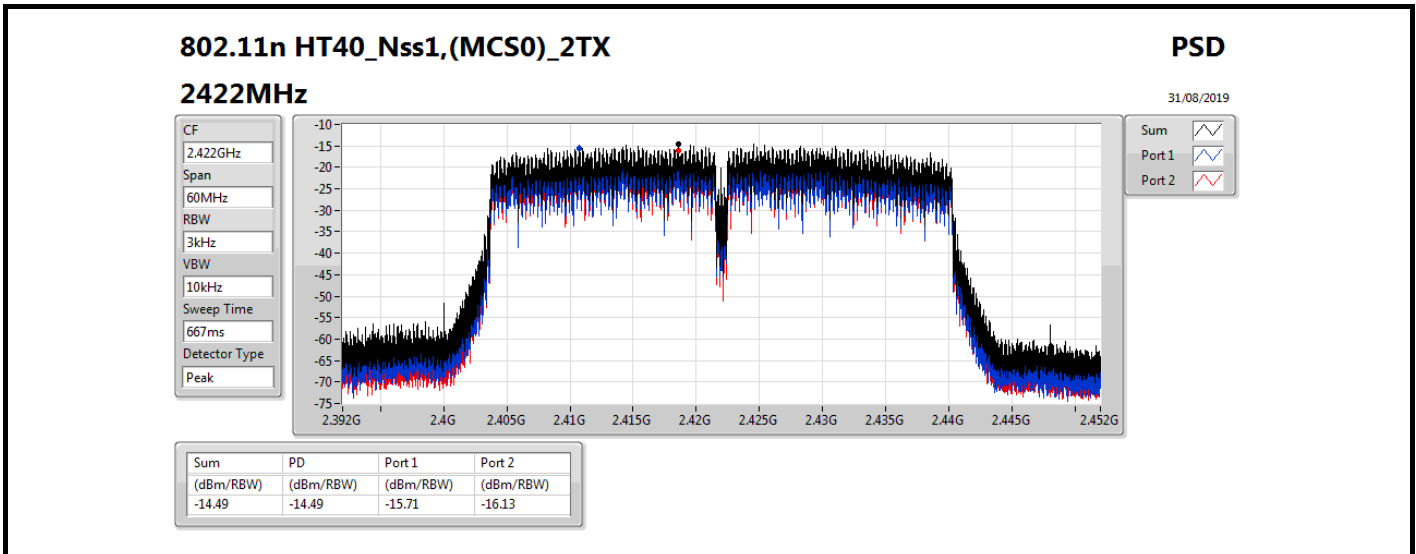
DG = Directional Gain; RBW=3 kHz;

PD = trace bin-by-bin of each transmits port summing can be performed maximum power density; Port X = Port X power density;











<Ant. 3> PCB Dipole Antenna

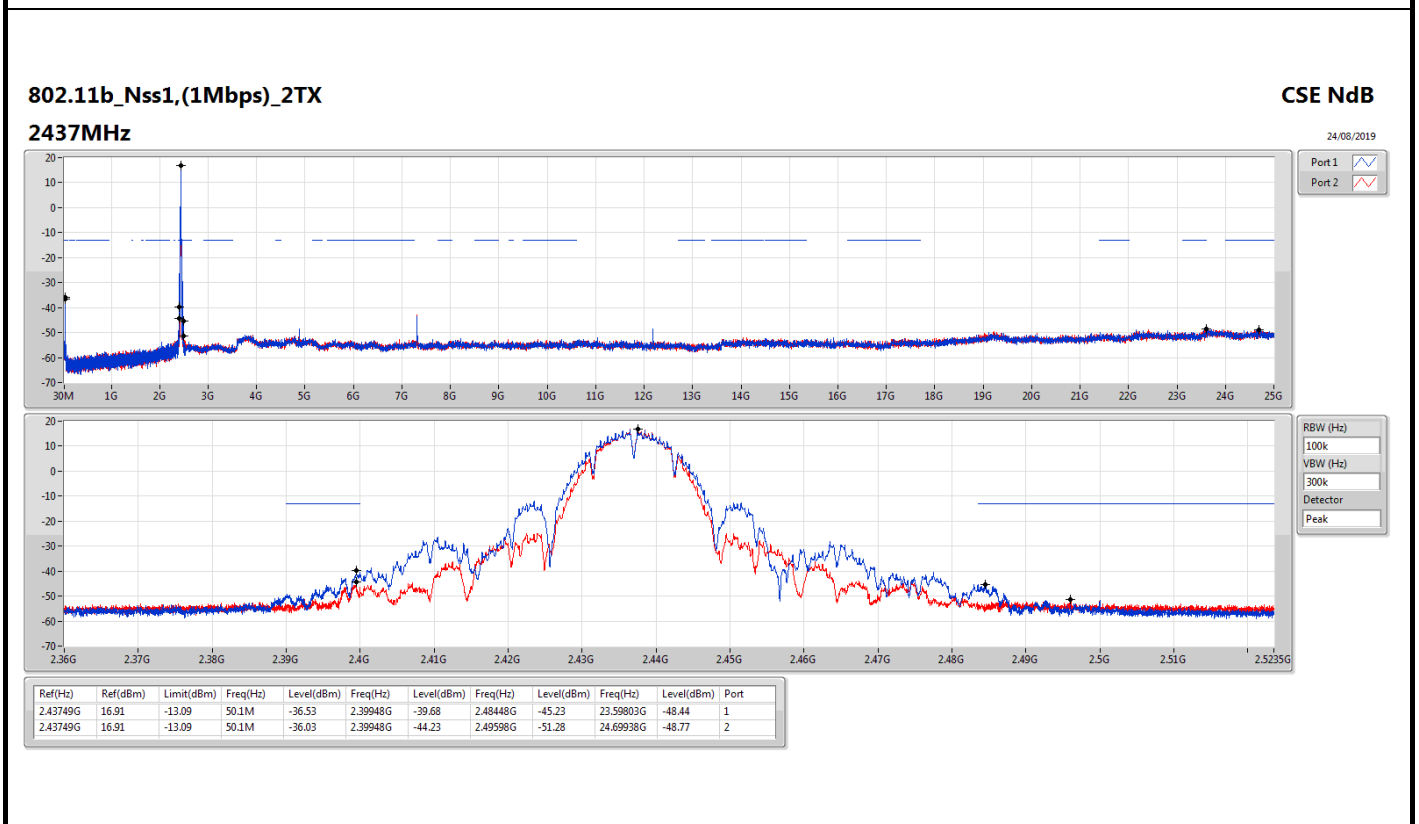
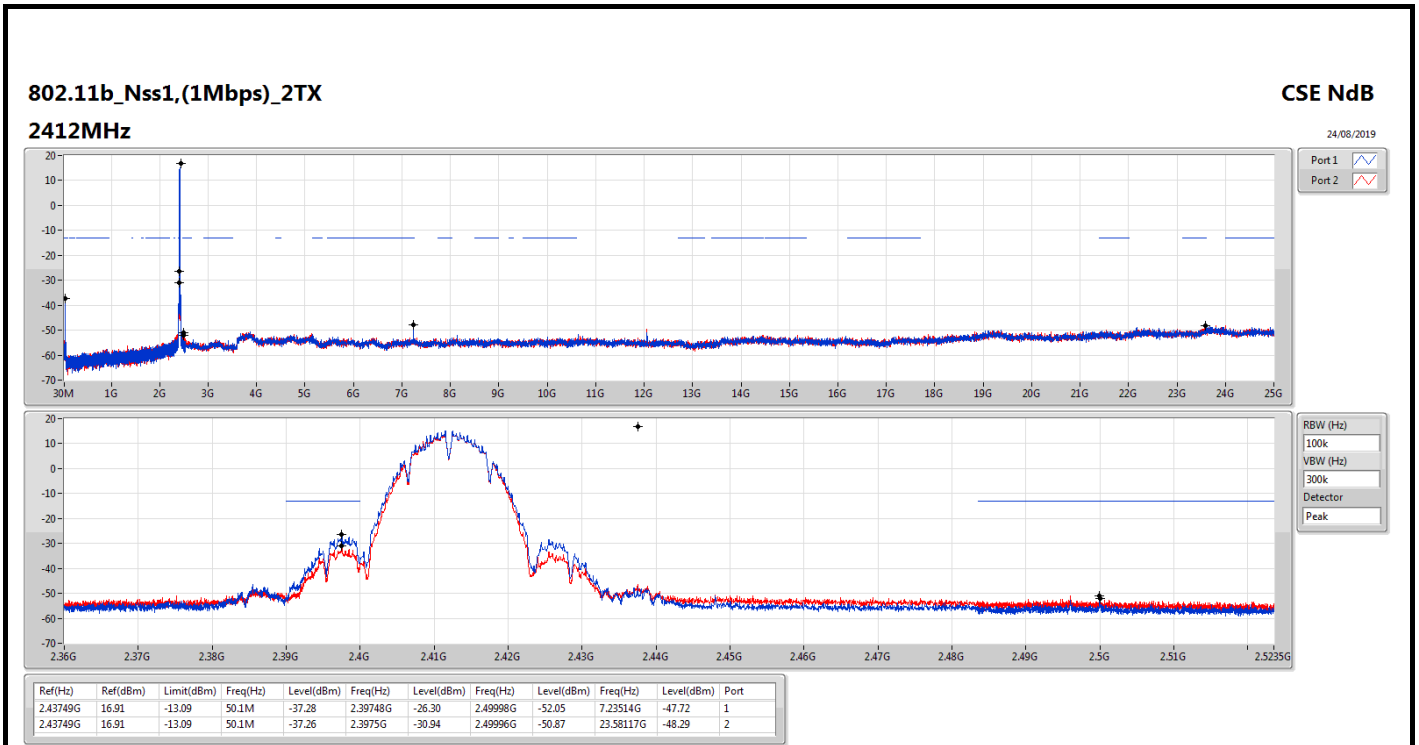
Summary

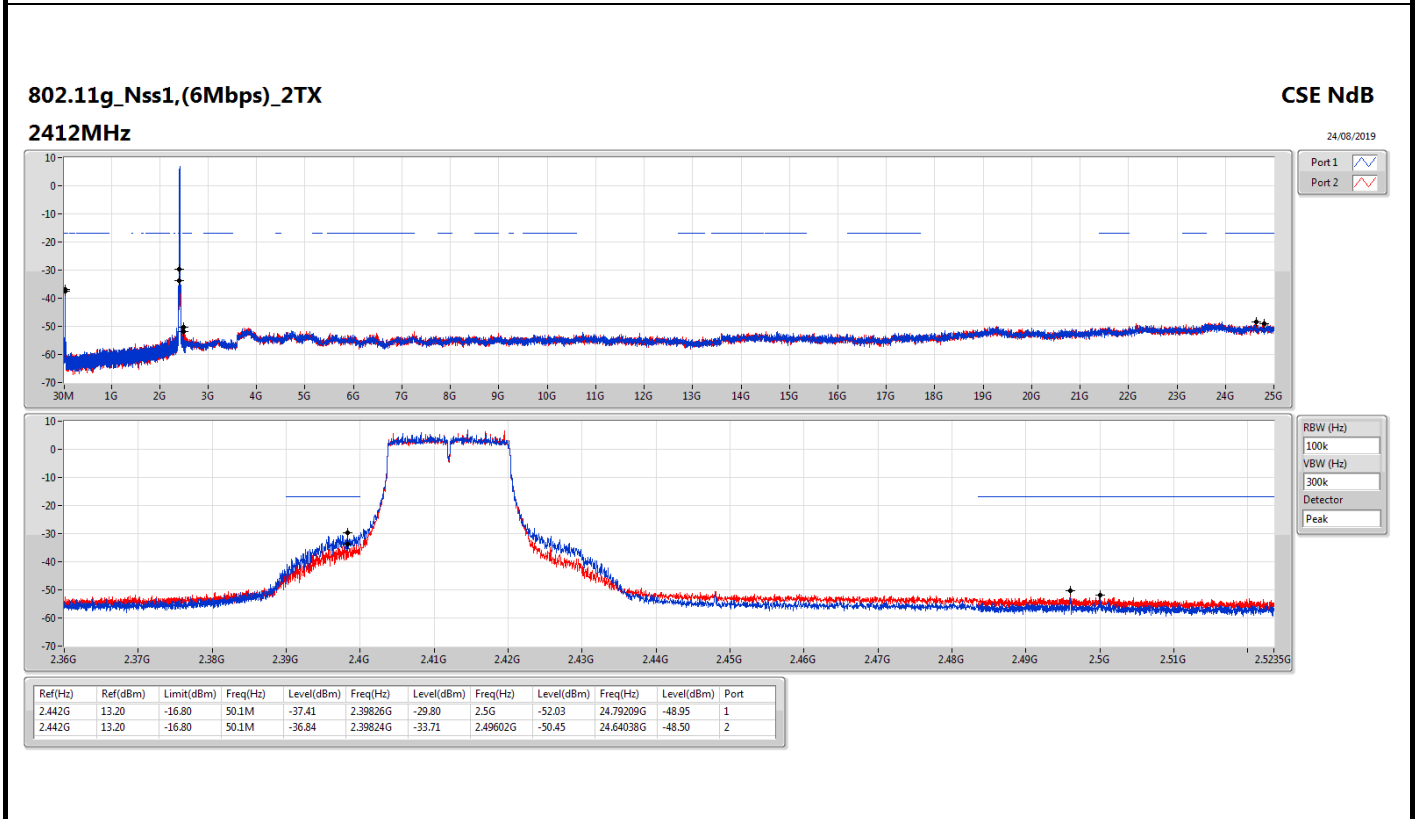
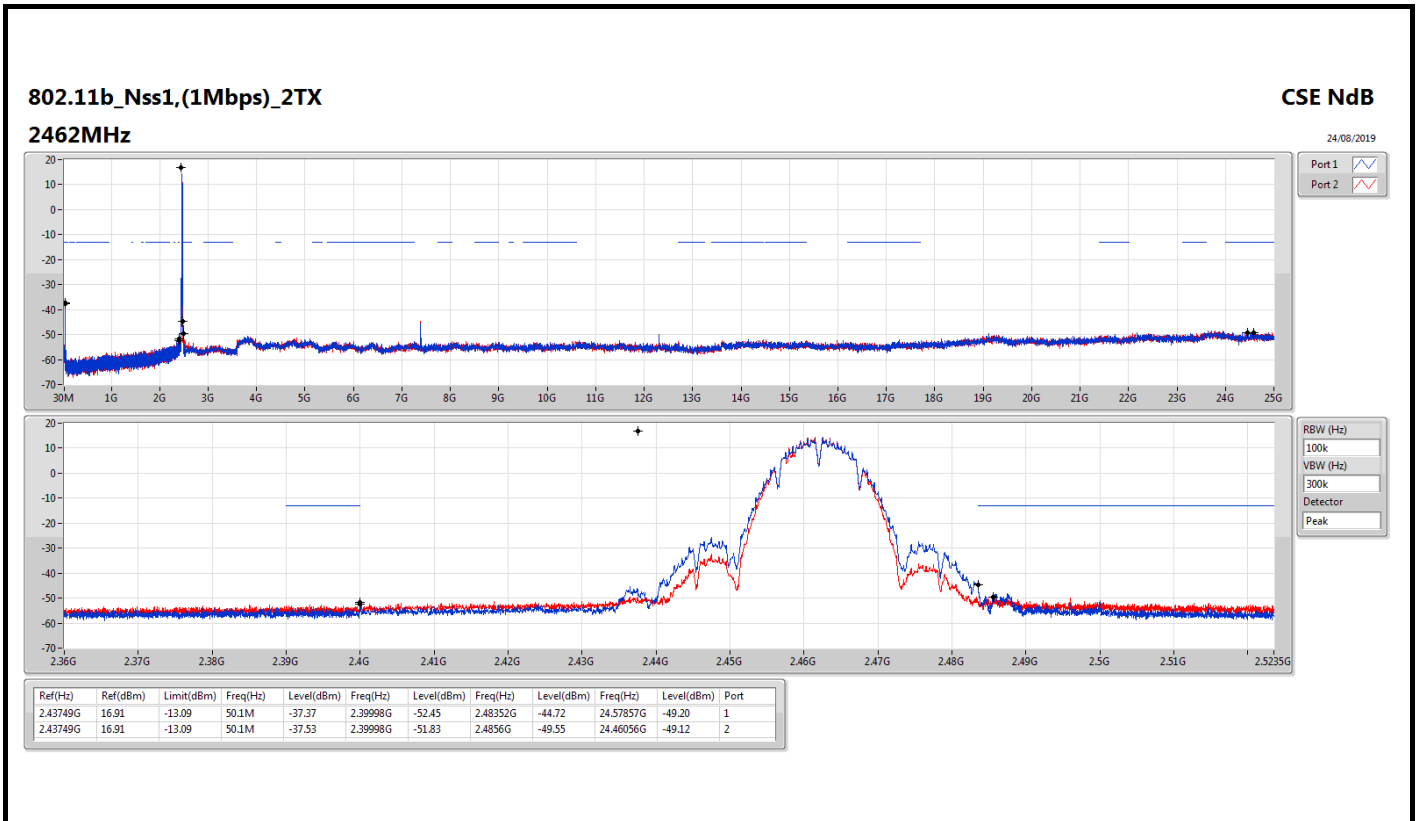
Mode	Result	Ref (Hz)	Ref (dBm)	Limit (dBm)	Freq (Hz)	Level (dBm)	Freq (Hz)	Level (dBm)	Freq (Hz)	Level (dBm)	Freq (Hz)	Level (dBm)	Port
2.4-2.4835GHz	-	-	-	-	-	-	-	-	-	-	-	-	-
802.11b_Nss1,(1Mbps)_2TX	Pass	2.43749G	16.91	-13.09	50.1M	-37.28	2.39748G	-26.30	2.49998G	-52.05	7.23514G	-47.72	1
802.11g_Nss1,(6Mbps)_2TX	Pass	2.442G	13.20	-16.80	50.1M	-37.41	2.39826G	-29.80	2.5G	-52.03	24.79209G	-48.95	1
802.11n HT20_Nss1,(MCS0)_2TX	Pass	2.442G	12.58	-17.42	50.1M	-37.60	2.39986G	-34.16	2.496G	-51.90	24.60104G	-48.85	1
802.11n HT40_Nss1,(MCS0)_2TX	Pass	2.43073G	6.50	-23.50	50.04M	-37.58	2.39952G	-30.45	2.48382G	-41.36	24.70272G	-48.82	1

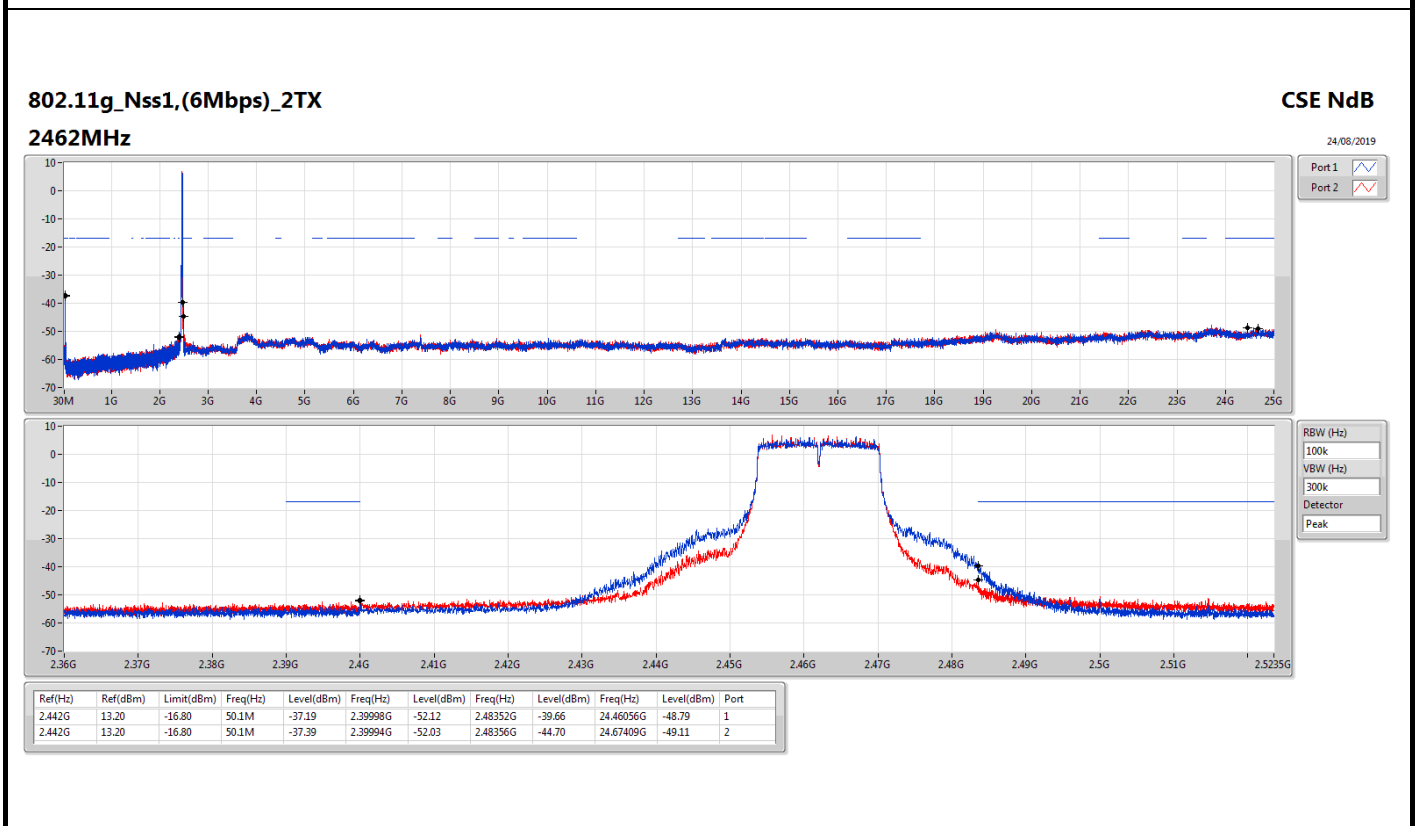
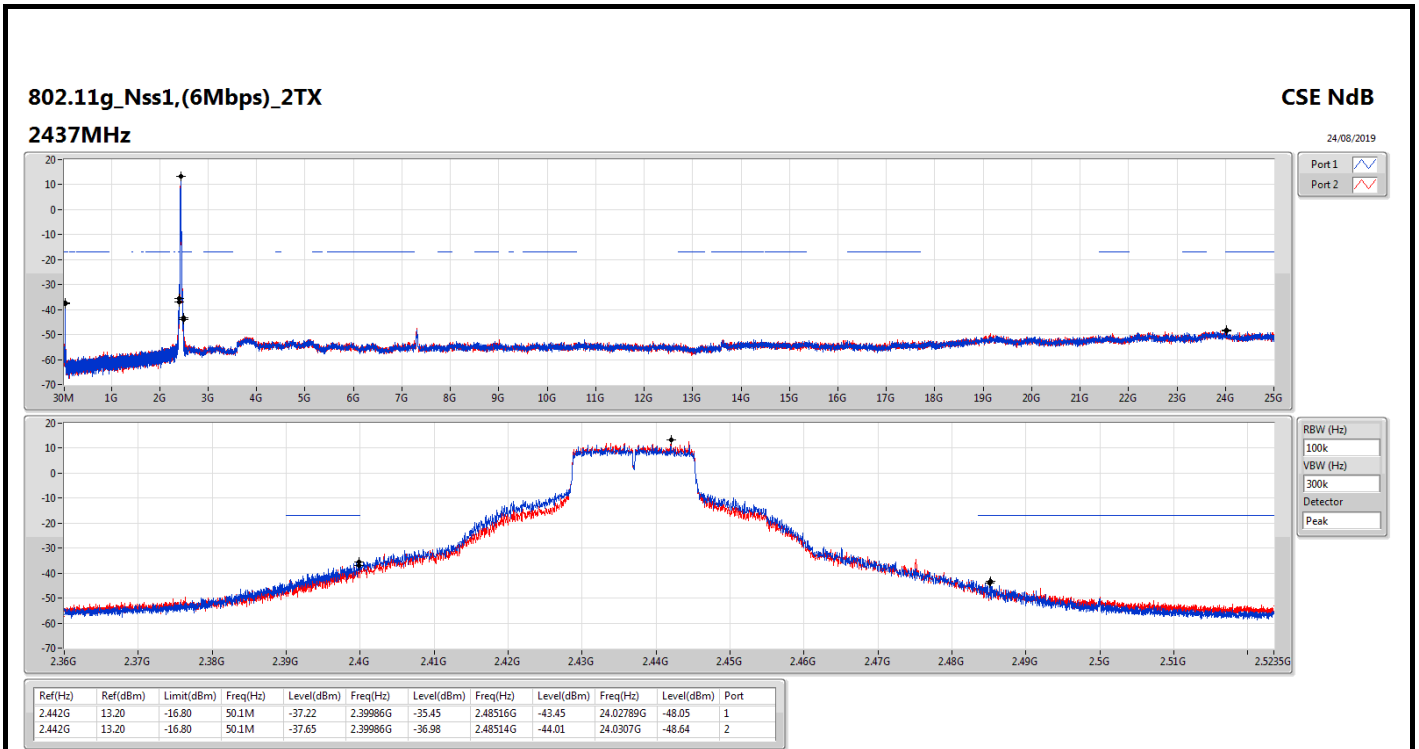


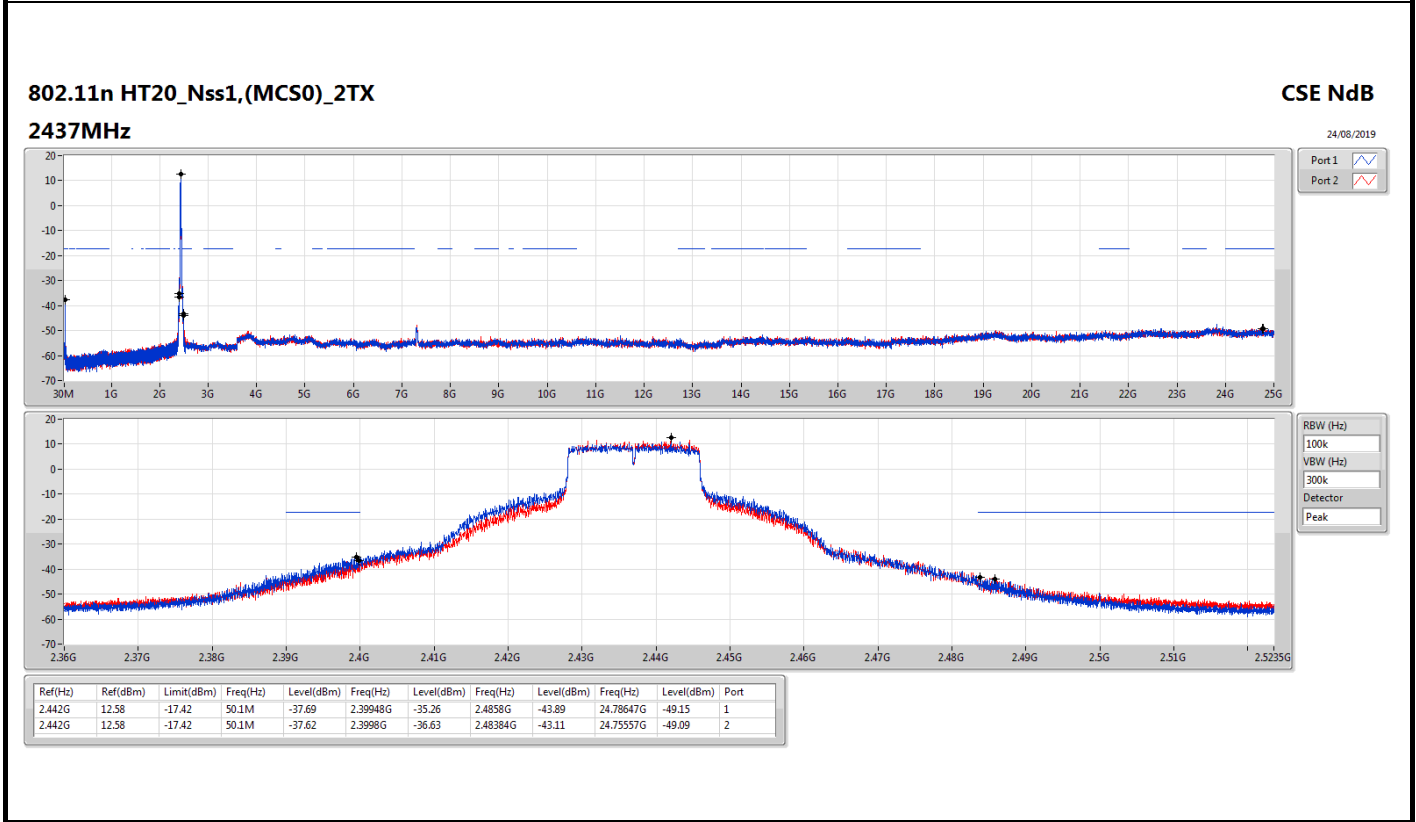
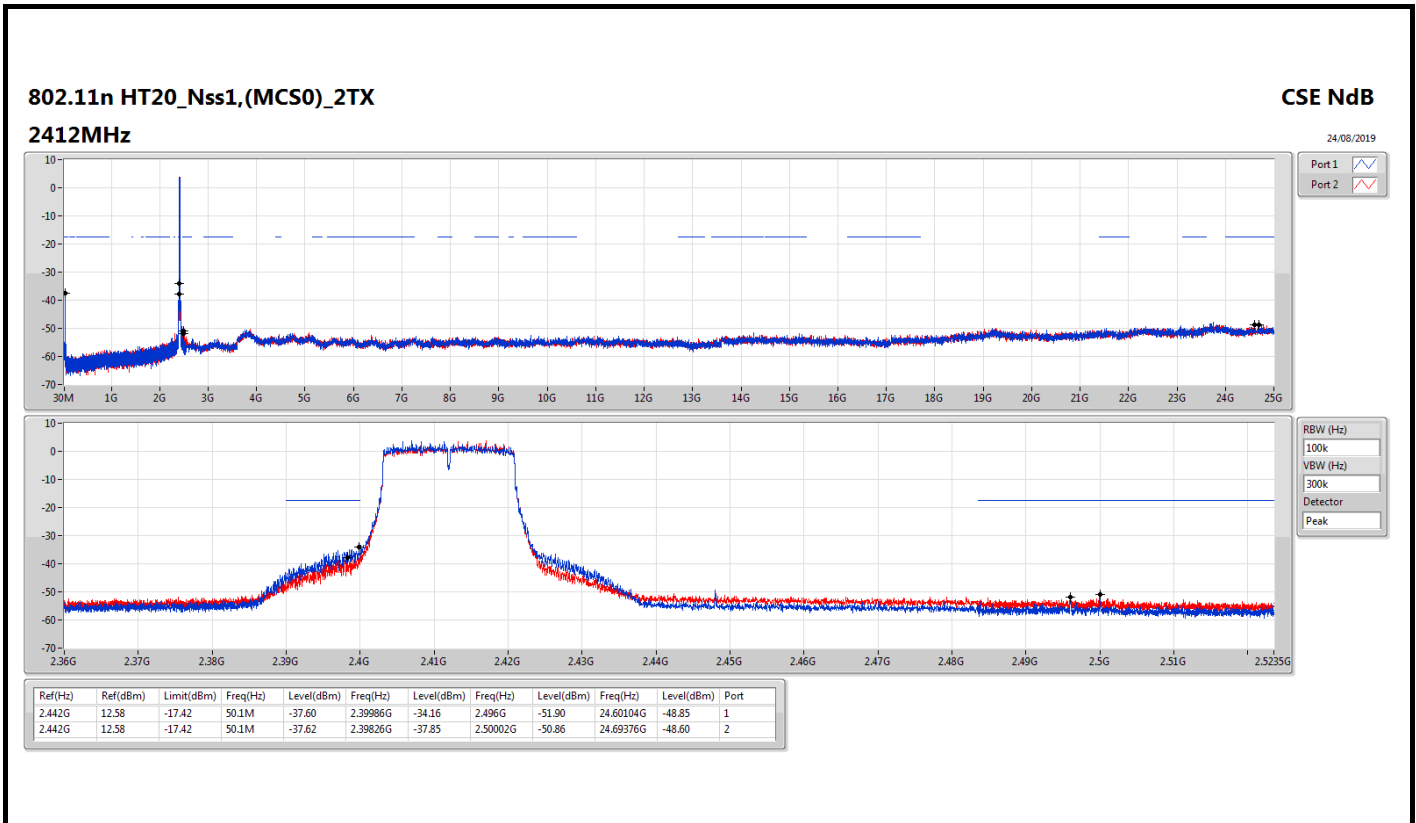
Result

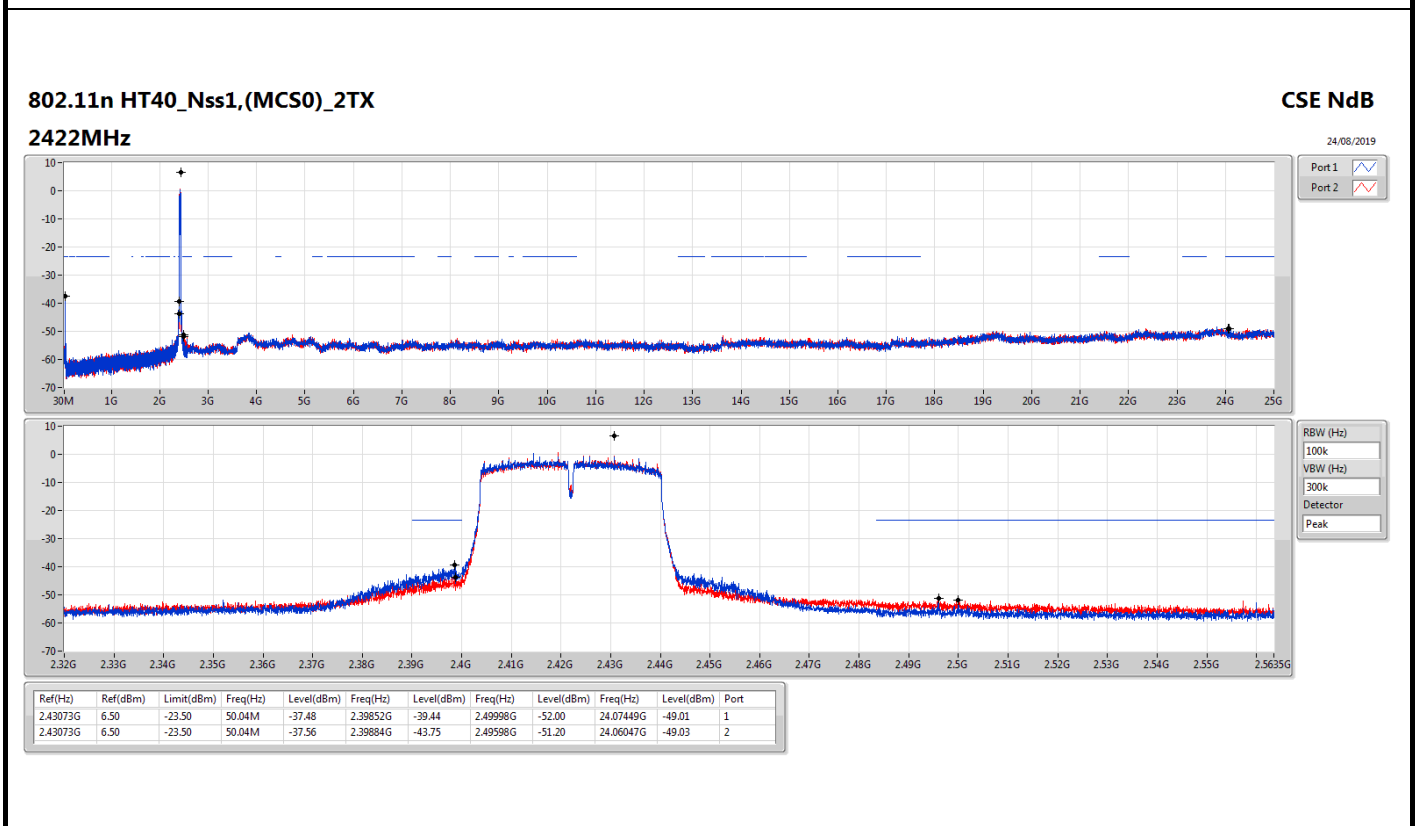
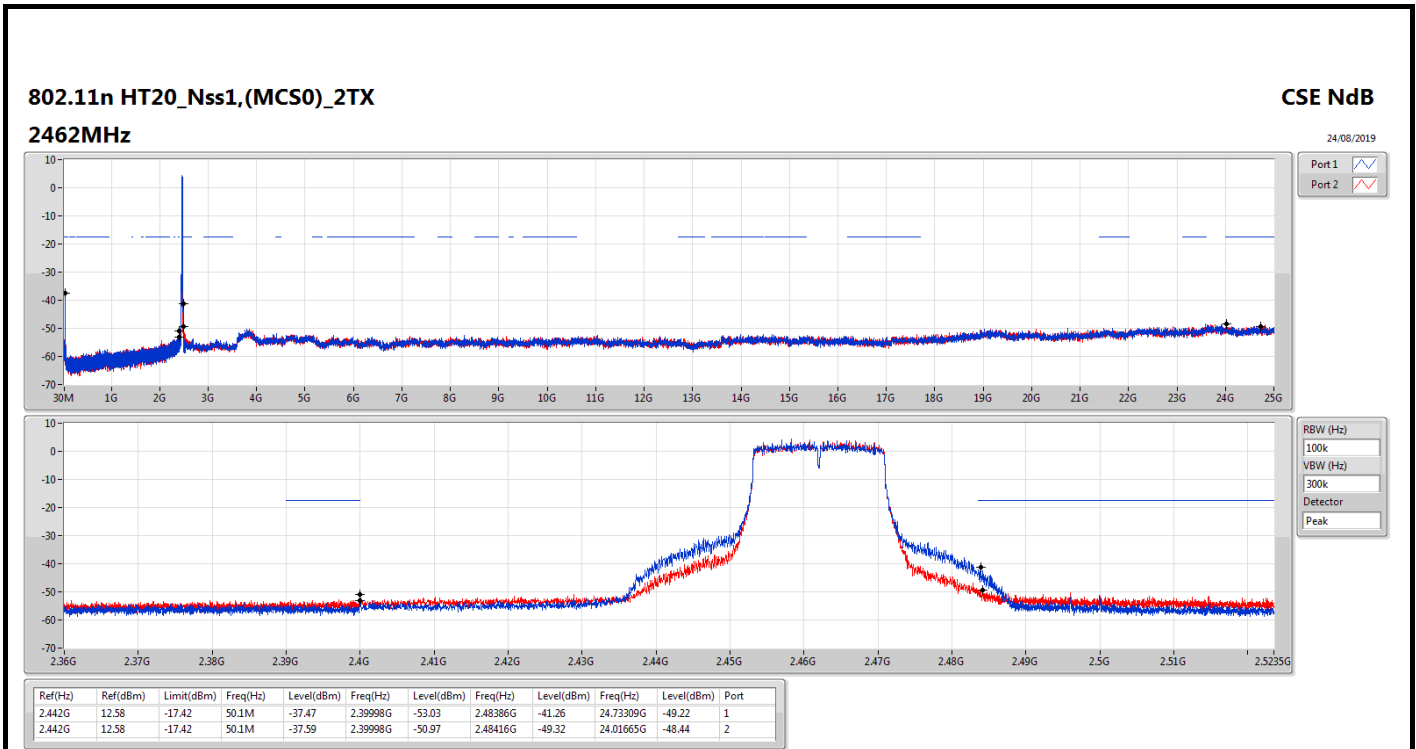
Mode	Result	Ref (Hz)	Ref (dBm)	Limit (dBm)	Freq (Hz)	Level (dBm)	Freq (Hz)	Level (dBm)	Freq (Hz)	Level (dBm)	Freq (Hz)	Level (dBm)	Port
802.11b_Nss1,(1Mbps)_2TX	-	-	-	-	-	-	-	-	-	-	-	-	-
2412MHz	Pass	2.43749G	16.91	-13.09	50.1M	-37.28	2.39748G	-26.30	2.49998G	-52.05	7.23514G	-47.72	1
2412MHz	Pass	2.43749G	16.91	-13.09	50.1M	-37.26	2.3975G	-30.94	2.49996G	-50.87	23.58117G	-48.29	2
2437MHz	Pass	2.43749G	16.91	-13.09	50.1M	-36.53	2.39948G	-39.68	2.48448G	-45.23	23.59803G	-48.44	1
2437MHz	Pass	2.43749G	16.91	-13.09	50.1M	-36.03	2.39948G	-44.23	2.49598G	-51.28	24.69938G	-48.77	2
2462MHz	Pass	2.43749G	16.91	-13.09	50.1M	-37.37	2.39998G	-52.45	2.48352G	-44.72	24.57857G	-49.20	1
2462MHz	Pass	2.43749G	16.91	-13.09	50.1M	-37.53	2.39998G	-51.83	2.4856G	-49.55	24.46056G	-49.12	2
802.11g_Nss1,(6Mbps)_2TX	-	-	-	-	-	-	-	-	-	-	-	-	-
2412MHz	Pass	2.442G	13.20	-16.80	50.1M	-37.41	2.39826G	-29.80	2.5G	-52.03	24.79209G	-48.95	1
2412MHz	Pass	2.442G	13.20	-16.80	50.1M	-36.84	2.39824G	-33.71	2.49602G	-50.45	24.64038G	-48.50	2
2437MHz	Pass	2.442G	13.20	-16.80	50.1M	-37.22	2.39986G	-35.45	2.48516G	-43.45	24.02789G	-48.05	1
2437MHz	Pass	2.442G	13.20	-16.80	50.1M	-37.65	2.39986G	-36.98	2.48514G	-44.01	24.0307G	-48.64	2
2462MHz	Pass	2.442G	13.20	-16.80	50.1M	-37.19	2.39998G	-52.12	2.48352G	-39.66	24.46056G	-48.79	1
2462MHz	Pass	2.442G	13.20	-16.80	50.1M	-37.39	2.39994G	-52.03	2.48356G	-44.70	24.67409G	-49.11	2
802.11n HT20_Nss1,(MCS0)_2TX	-	-	-	-	-	-	-	-	-	-	-	-	-
2412MHz	Pass	2.442G	12.58	-17.42	50.1M	-37.60	2.39986G	-34.16	2.496G	-51.90	24.60104G	-48.85	1
2412MHz	Pass	2.442G	12.58	-17.42	50.1M	-37.62	2.39826G	-37.85	2.50002G	-50.86	24.69376G	-48.60	2
2437MHz	Pass	2.442G	12.58	-17.42	50.1M	-37.69	2.39948G	-35.26	2.4858G	-43.89	24.78647G	-49.15	1
2437MHz	Pass	2.442G	12.58	-17.42	50.1M	-37.62	2.3998G	-36.63	2.48384G	-43.11	24.75557G	-49.09	2
2462MHz	Pass	2.442G	12.58	-17.42	50.1M	-37.47	2.39998G	-53.03	2.48386G	-41.26	24.73309G	-49.22	1
2462MHz	Pass	2.442G	12.58	-17.42	50.1M	-37.59	2.39998G	-50.97	2.48416G	-49.32	24.01665G	-48.44	2
802.11n HT40_Nss1,(MCS0)_2TX	-	-	-	-	-	-	-	-	-	-	-	-	-
2422MHz	Pass	2.43073G	6.50	-23.50	50.04M	-37.48	2.39852G	-39.44	2.49998G	-52.00	24.07449G	-49.01	1
2422MHz	Pass	2.43073G	6.50	-23.50	50.04M	-37.56	2.39884G	-43.75	2.49598G	-51.20	24.06047G	-49.03	2
2437MHz	Pass	2.43073G	6.50	-23.50	50.04M	-37.58	2.39952G	-30.45	2.48382G	-41.36	24.70272G	-48.82	1
2437MHz	Pass	2.43073G	6.50	-23.50	50.04M	-37.57	2.39948G	-36.54	2.48762G	-43.23	24.78966G	-49.20	2
2452MHz	Pass	2.43073G	6.50	-23.50	50.04M	-37.28	2.39996G	-51.16	2.48446G	-41.67	24.52603G	-49.18	1
2452MHz	Pass	2.43073G	6.50	-23.50	50.04M	-37.15	2.39996G	-52.03	2.48442G	-49.45	23.59211G	-49.16	2

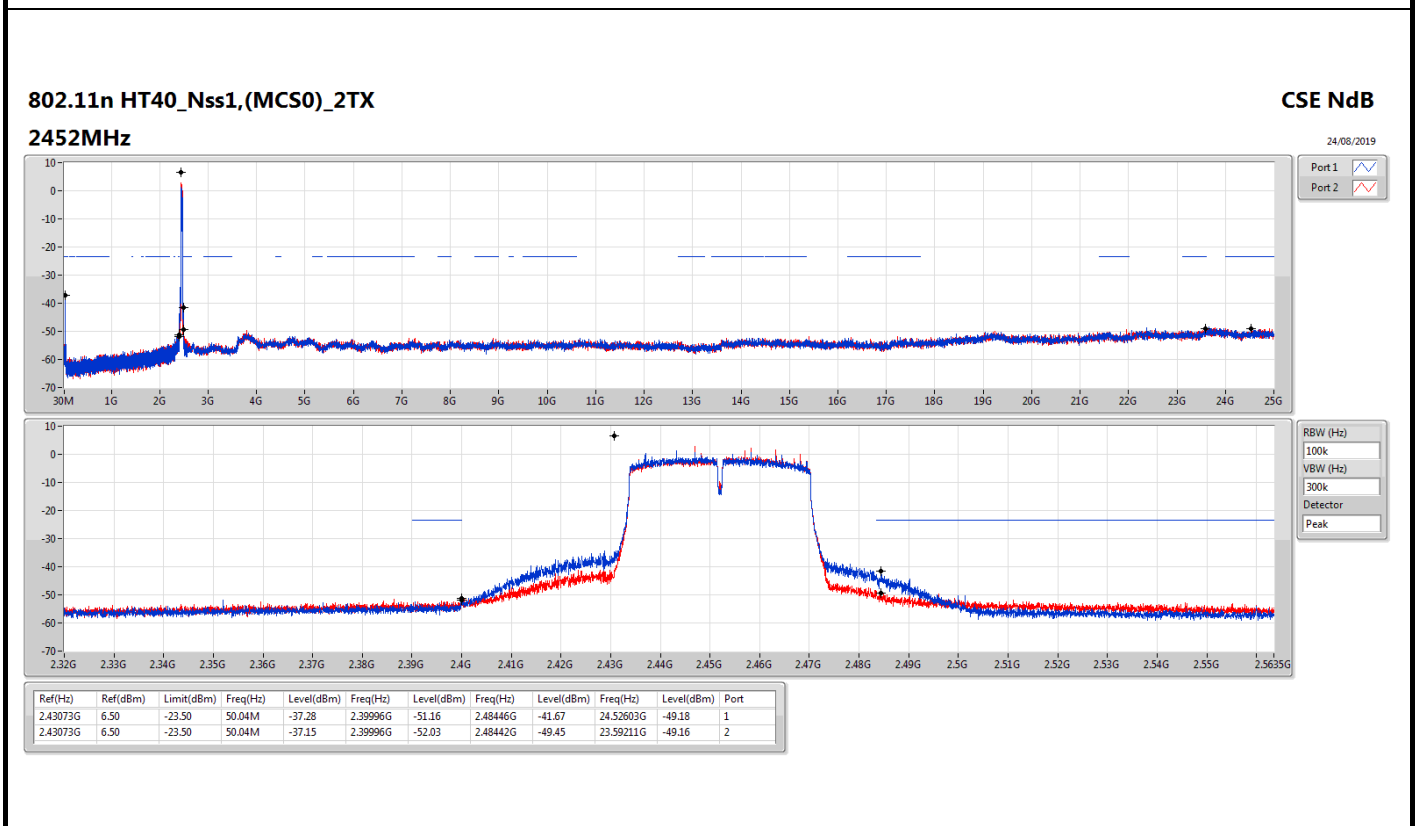
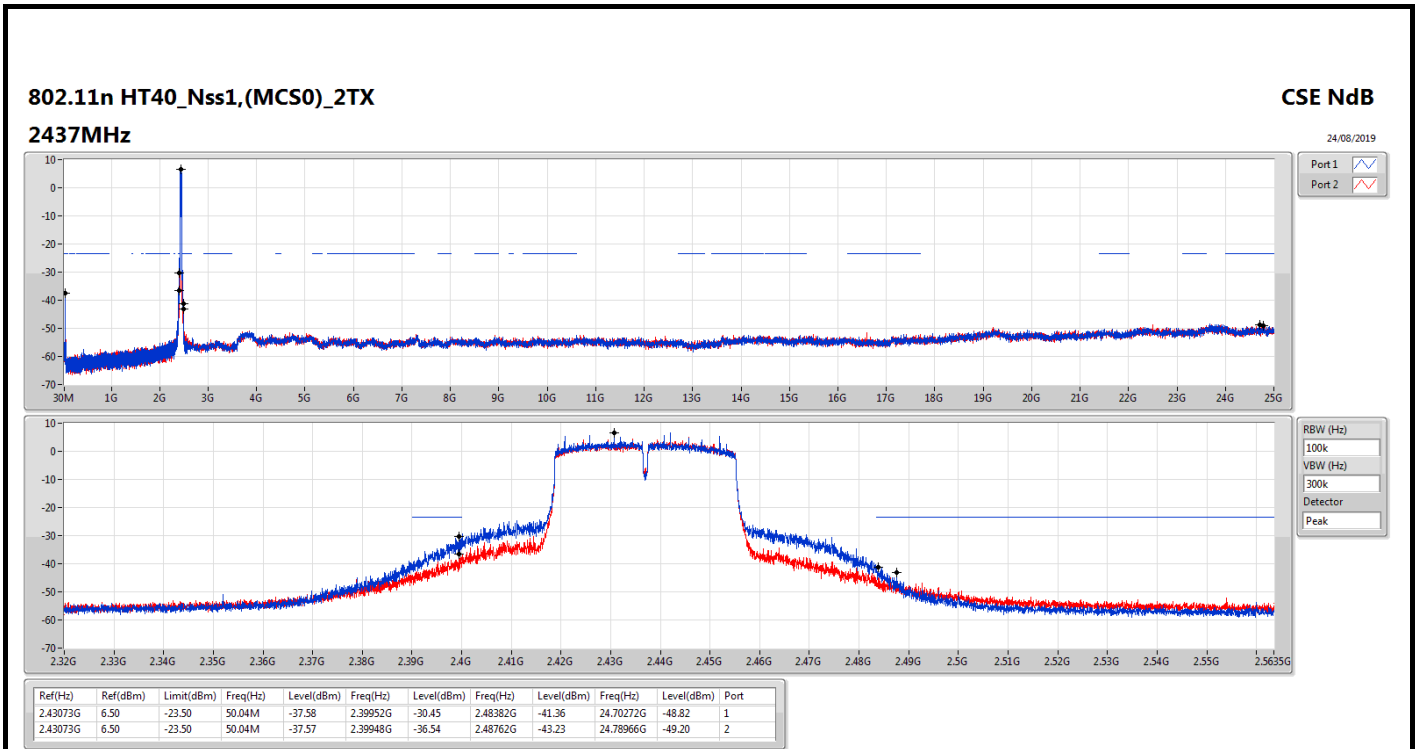














<Ant. 4> Patch Array Antenna

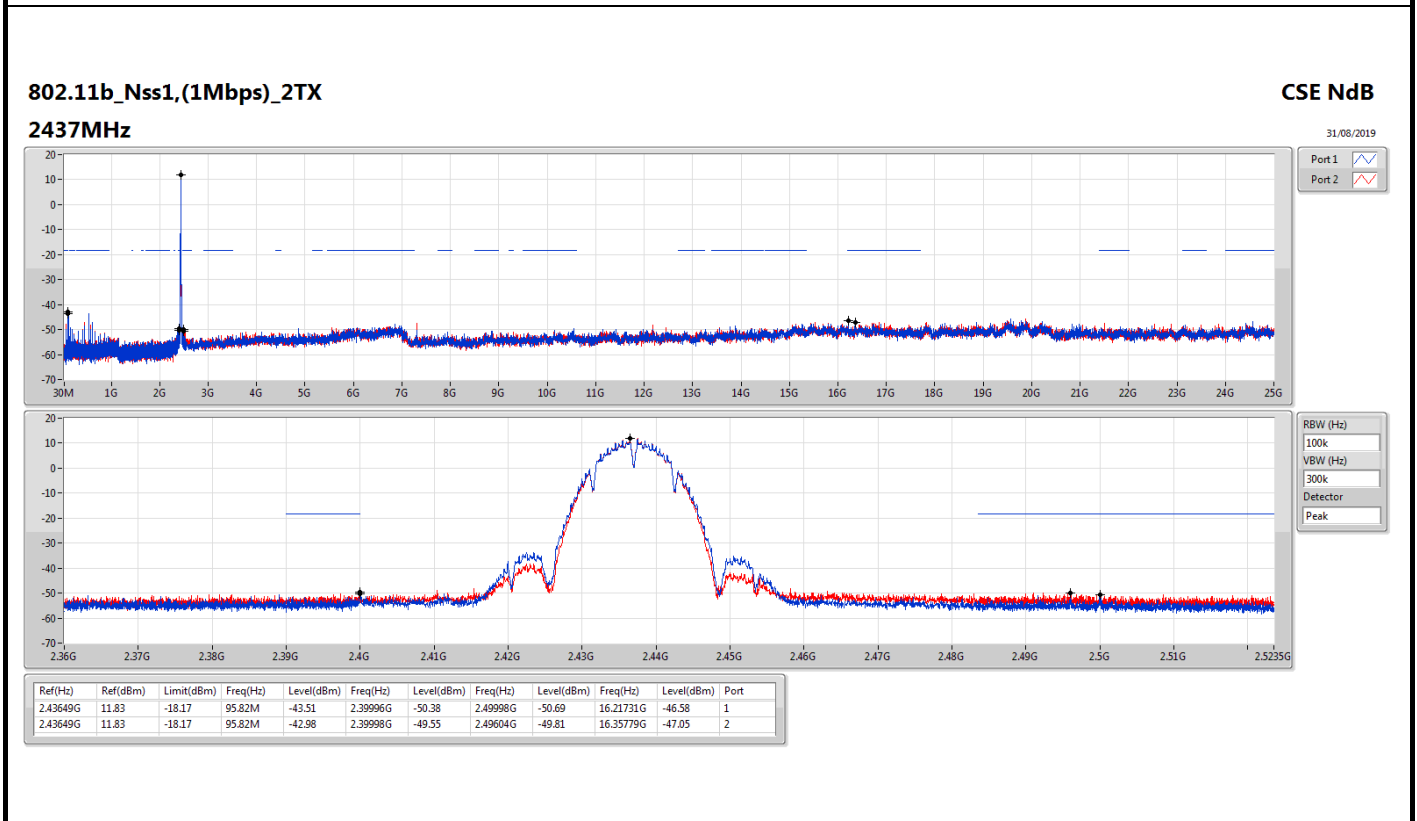
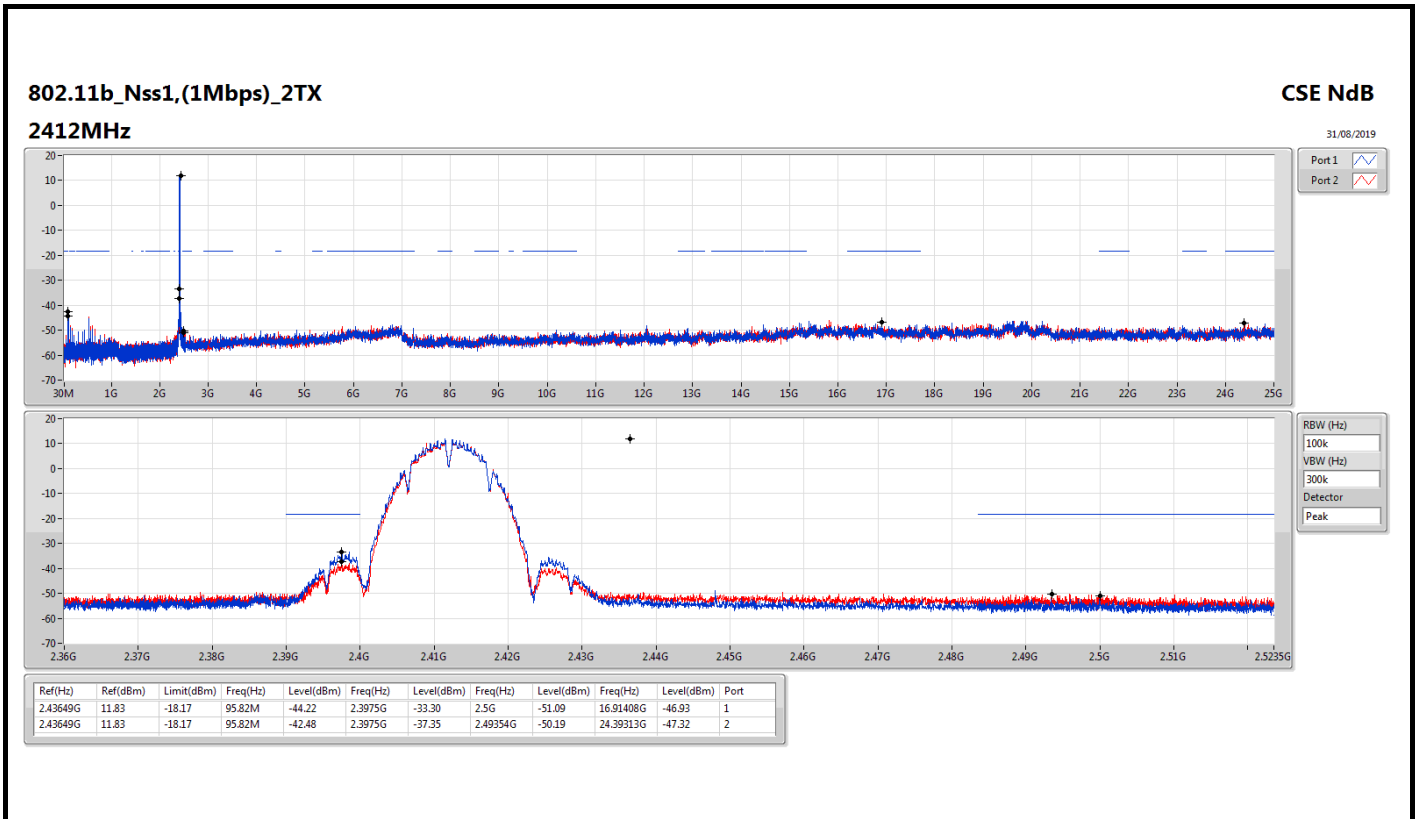
Summary

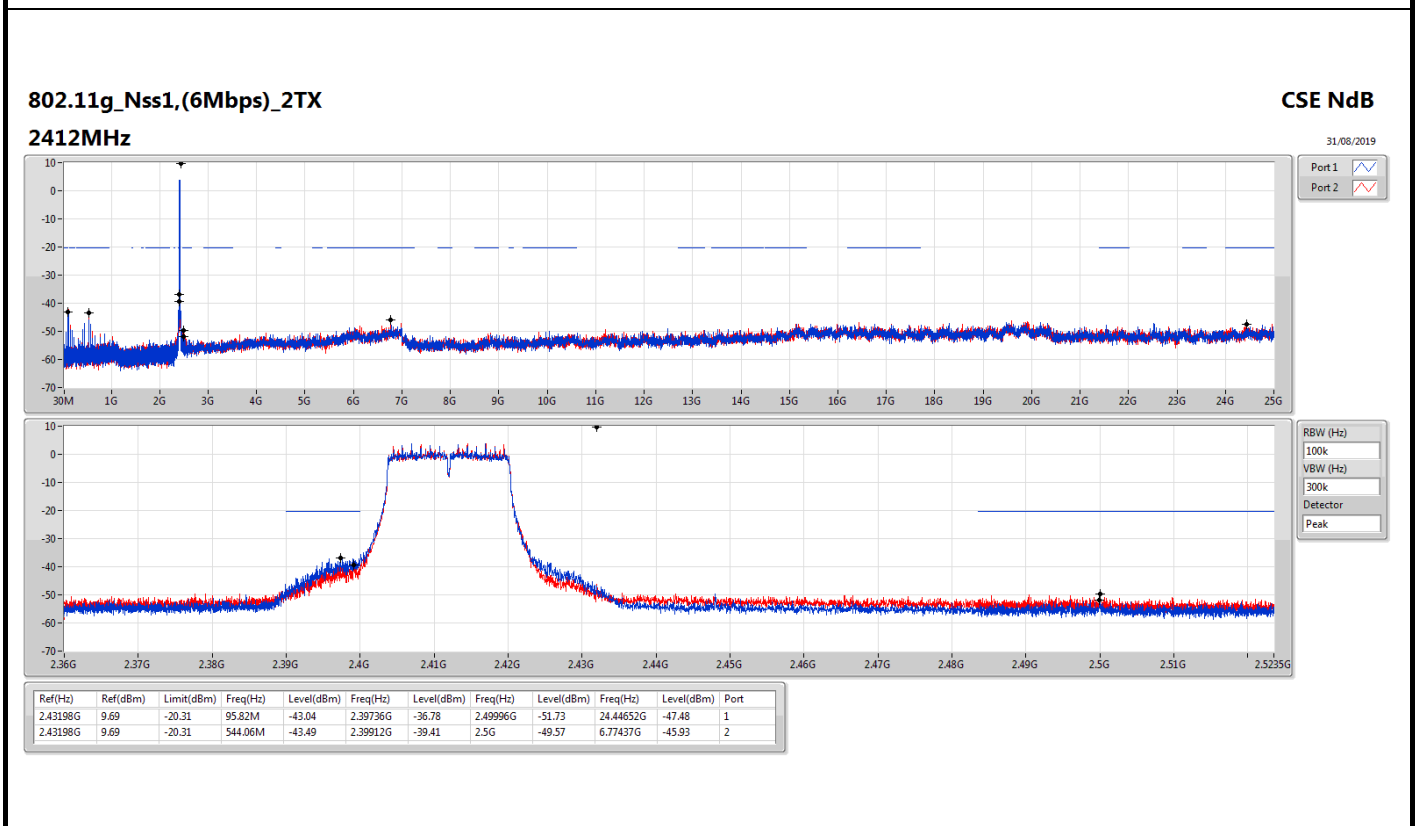
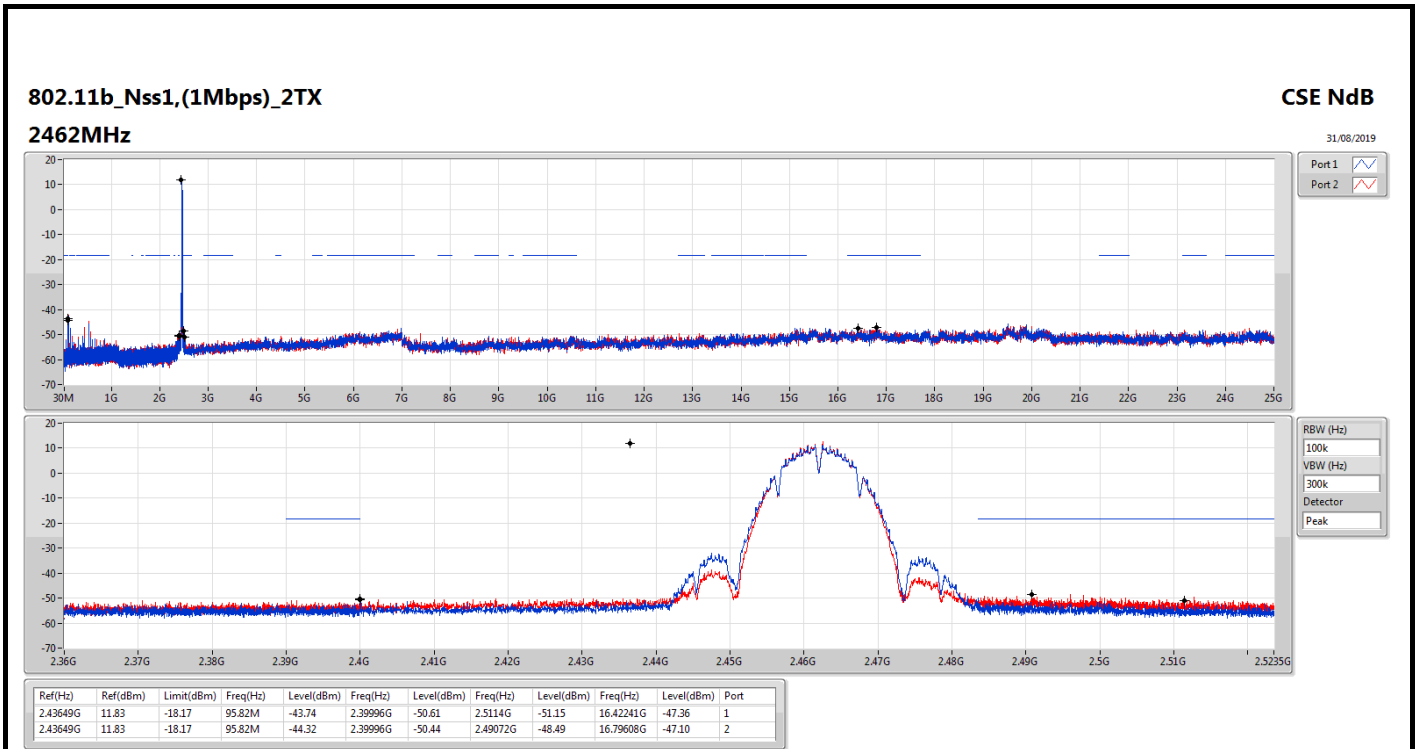
Mode	Result	Ref (Hz)	Ref (dBm)	Limit (dBm)	Freq (Hz)	Level (dBm)	Freq (Hz)	Level (dBm)	Freq (Hz)	Level (dBm)	Freq (Hz)	Level (dBm)	Port
2.4-2.4835GHz	-	-	-	-	-	-	-	-	-	-	-	-	-
802.11b_Nss1,(1Mbps)_2TX	Pass	2.43649G	11.83	-18.17	95.82M	-44.22	2.3975G	-33.30	2.5G	-51.09	16.91408G	-46.93	1
802.11g_Nss1,(6Mbps)_2TX	Pass	2.43198G	9.69	-20.31	95.82M	-43.04	2.39736G	-36.78	2.49996G	-51.73	24.44652G	-47.48	1
802.11n HT20_Nss1,(MCS0)_2TX	Pass	2.43824G	9.76	-20.24	544.06M	-44.87	2.3995G	-36.73	2.49596G	-51.09	16.44488G	-46.65	1
802.11n HT40_Nss1,(MCS0)_2TX	Pass	2.43198G	3.25	-26.75	95.84M	-41.91	2.39948G	-36.46	2.48446G	-48.62	24.49518G	-46.33	1

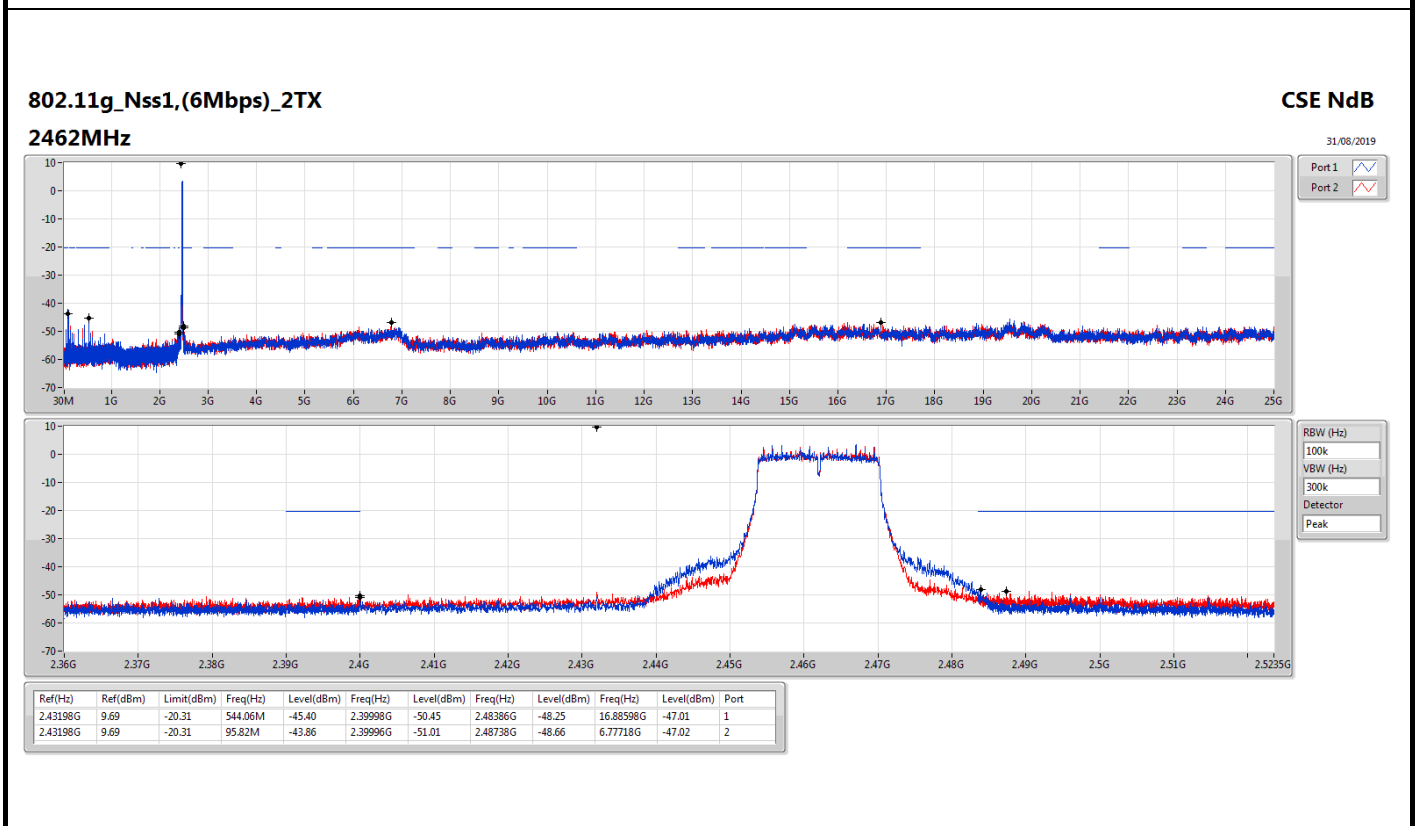
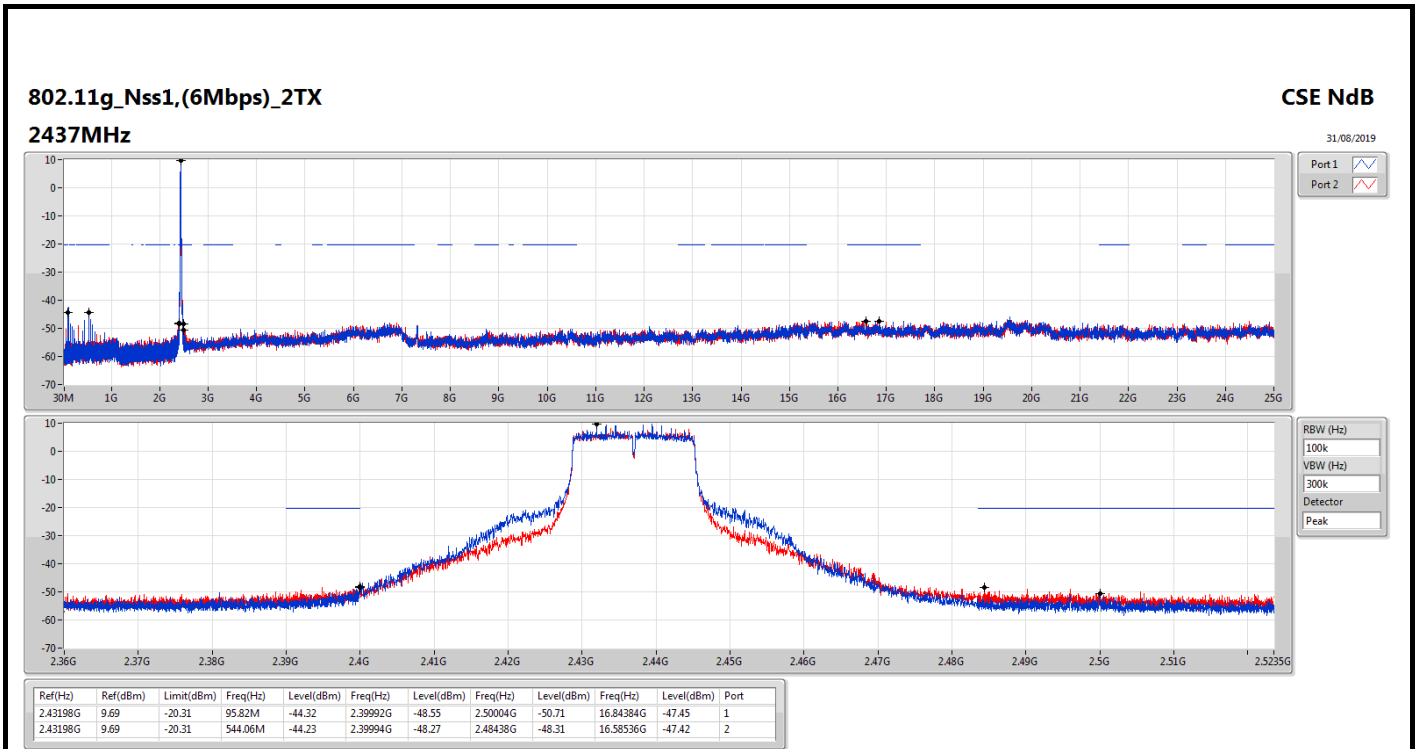


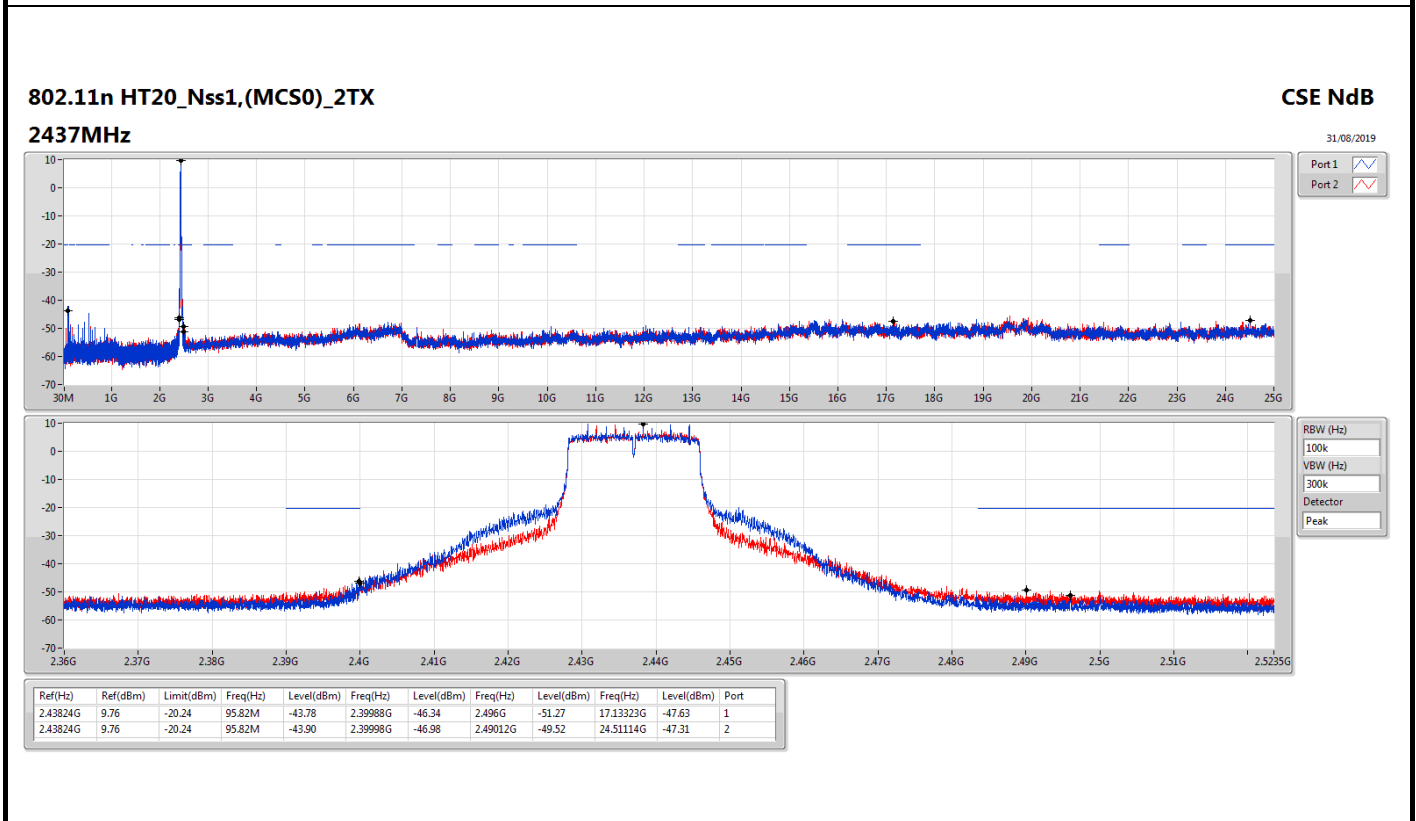
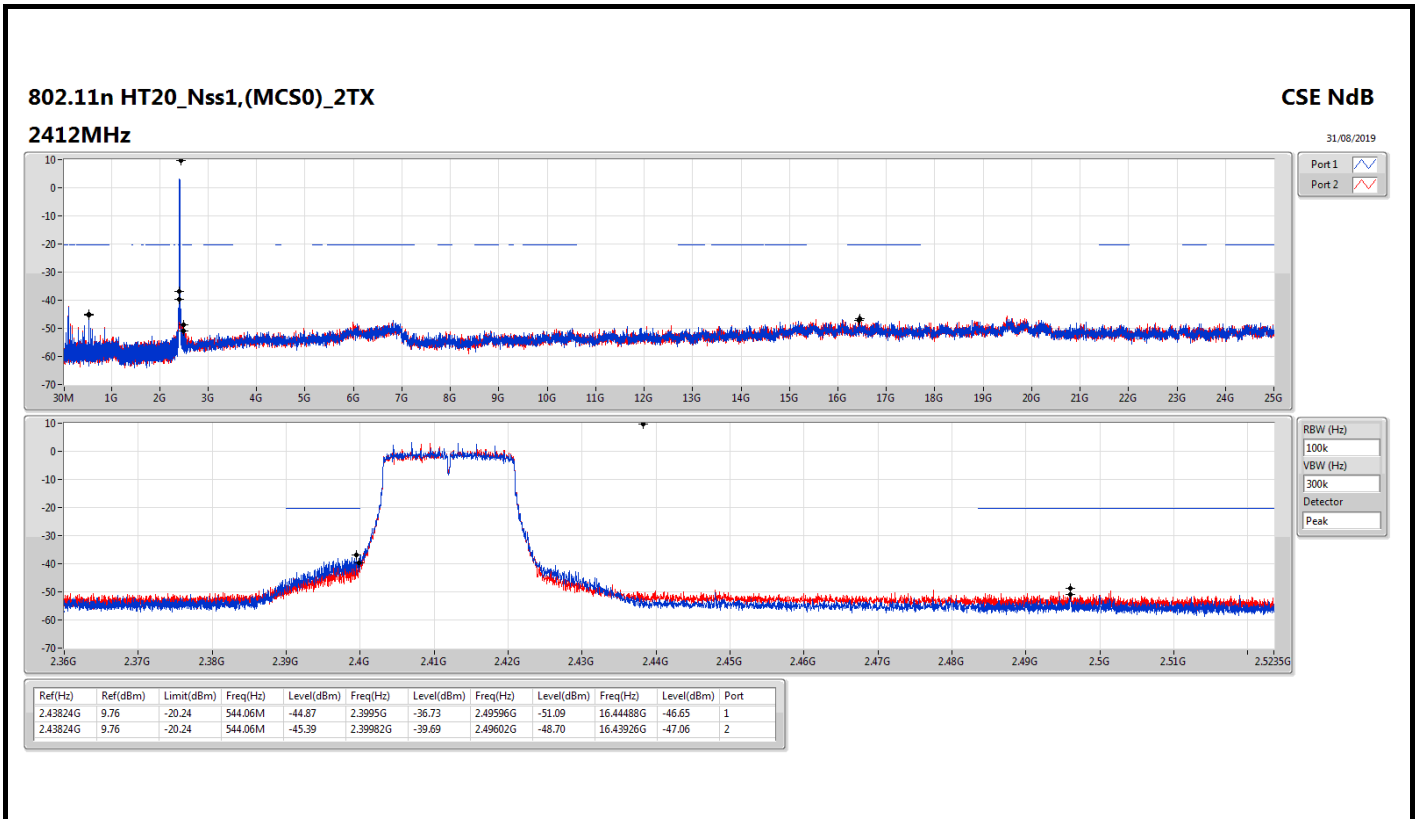
Result

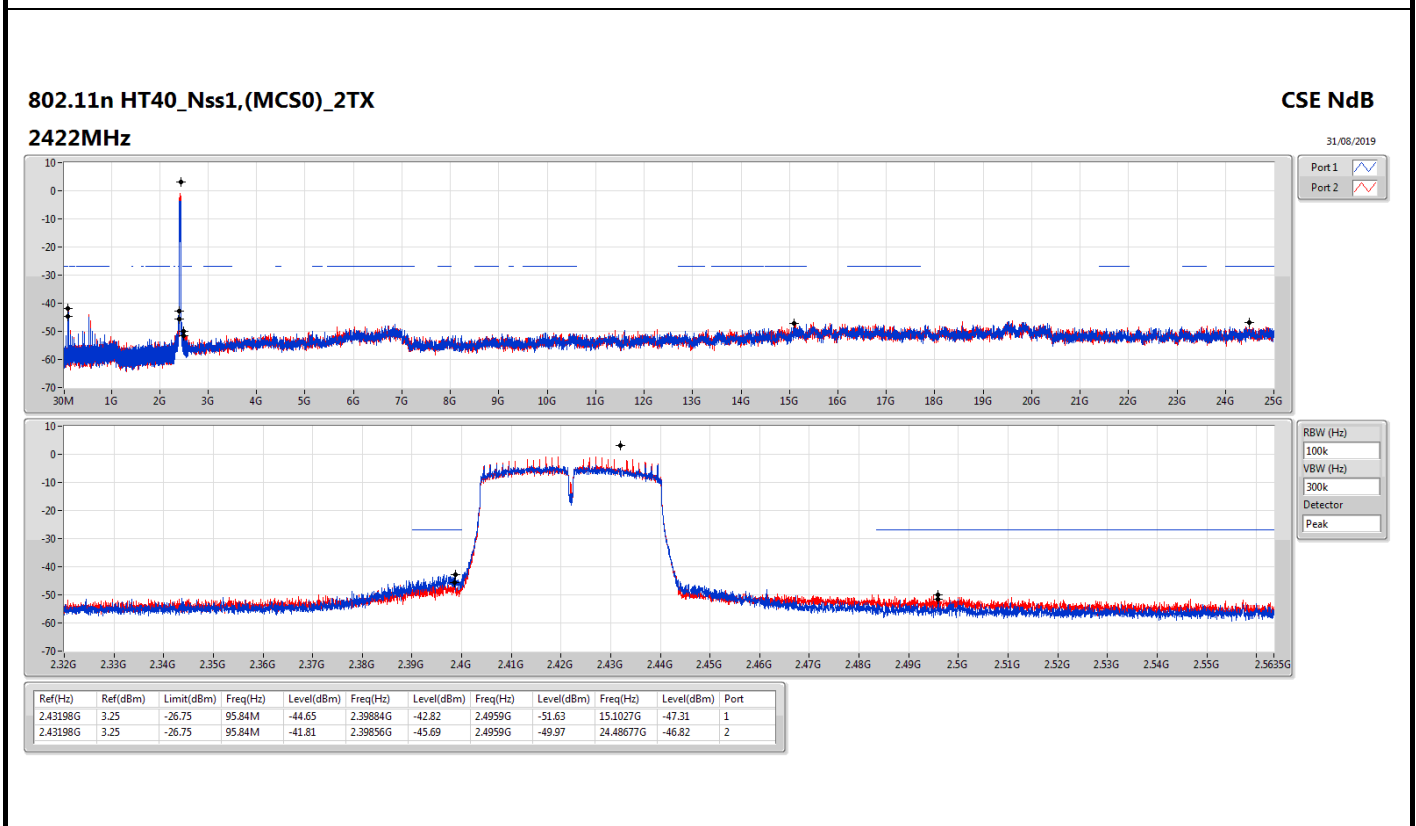
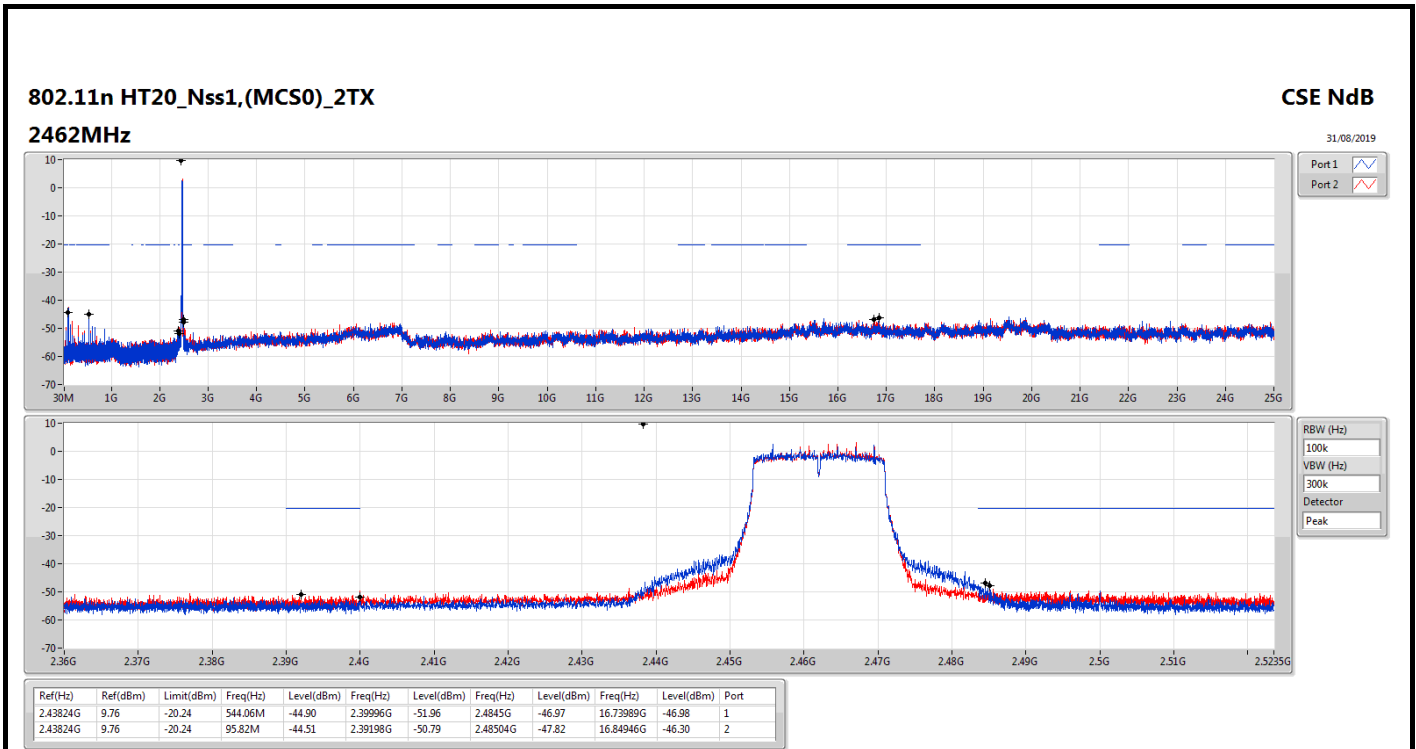
Mode	Result	Ref (Hz)	Ref (dBm)	Limit (dBm)	Freq (Hz)	Level (dBm)	Freq (Hz)	Level (dBm)	Freq (Hz)	Level (dBm)	Freq (Hz)	Level (dBm)	Port
802.11b_Nss1,(1Mbps)_2TX	-	-	-	-	-	-	-	-	-	-	-	-	-
2412MHz	Pass	2.43649G	11.83	-18.17	95.82M	-44.22	2.3975G	-33.30	2.5G	-51.09	16.91408G	-46.93	1
2412MHz	Pass	2.43649G	11.83	-18.17	95.82M	-42.48	2.3975G	-37.35	2.49354G	-50.19	24.39313G	-47.32	2
2437MHz	Pass	2.43649G	11.83	-18.17	95.82M	-43.51	2.39996G	-50.38	2.49998G	-50.69	16.21731G	-46.58	1
2437MHz	Pass	2.43649G	11.83	-18.17	95.82M	-42.98	2.39998G	-49.55	2.49604G	-49.81	16.35779G	-47.05	2
2462MHz	Pass	2.43649G	11.83	-18.17	95.82M	-43.74	2.39996G	-50.61	2.5114G	-51.15	16.42241G	-47.36	1
2462MHz	Pass	2.43649G	11.83	-18.17	95.82M	-44.32	2.39996G	-50.44	2.49072G	-48.49	16.79608G	-47.10	2
802.11g_Nss1,(6Mbps)_2TX	-	-	-	-	-	-	-	-	-	-	-	-	-
2412MHz	Pass	2.43198G	9.69	-20.31	95.82M	-43.04	2.39736G	-36.78	2.49996G	-51.73	24.44652G	-47.48	1
2412MHz	Pass	2.43198G	9.69	-20.31	544.06M	-43.49	2.39912G	-39.41	2.5G	-49.57	6.77437G	-45.93	2
2437MHz	Pass	2.43198G	9.69	-20.31	95.82M	-44.32	2.39992G	-48.55	2.50004G	-50.71	16.84384G	-47.45	1
2437MHz	Pass	2.43198G	9.69	-20.31	544.06M	-44.23	2.39994G	-48.27	2.48438G	-48.31	16.58536G	-47.42	2
2462MHz	Pass	2.43198G	9.69	-20.31	544.06M	-45.40	2.39998G	-50.45	2.48386G	-48.25	16.88598G	-47.01	1
2462MHz	Pass	2.43198G	9.69	-20.31	95.82M	-43.86	2.39996G	-51.01	2.48738G	-48.66	6.77718G	-47.02	2
802.11n HT20_Nss1,(MCS0)_2TX	-	-	-	-	-	-	-	-	-	-	-	-	-
2412MHz	Pass	2.43824G	9.76	-20.24	544.06M	-44.87	2.3995G	-36.73	2.49596G	-51.09	16.44488G	-46.65	1
2412MHz	Pass	2.43824G	9.76	-20.24	544.06M	-45.39	2.39982G	-39.69	2.49602G	-48.70	16.43926G	-47.06	2
2437MHz	Pass	2.43824G	9.76	-20.24	95.82M	-43.78	2.39988G	-46.34	2.496G	-51.27	17.13323G	-47.63	1
2437MHz	Pass	2.43824G	9.76	-20.24	95.82M	-43.90	2.39998G	-46.98	2.49012G	-49.52	24.51114G	-47.31	2
2462MHz	Pass	2.43824G	9.76	-20.24	544.06M	-44.90	2.39996G	-51.96	2.4845G	-46.97	16.73989G	-46.98	1
2462MHz	Pass	2.43824G	9.76	-20.24	95.82M	-44.51	2.39198G	-50.79	2.48504G	-47.82	16.84946G	-46.30	2
802.11n HT40_Nss1,(MCS0)_2TX	-	-	-	-	-	-	-	-	-	-	-	-	-
2422MHz	Pass	2.43198G	3.25	-26.75	95.84M	-44.65	2.39884G	-42.82	2.4959G	-51.63	15.1027G	-47.31	1
2422MHz	Pass	2.43198G	3.25	-26.75	95.84M	-41.81	2.39856G	-45.69	2.4959G	-49.97	24.48677G	-46.82	2
2437MHz	Pass	2.43198G	3.25	-26.75	95.84M	-41.91	2.39948G	-36.46	2.48446G	-48.62	24.49518G	-46.33	1
2437MHz	Pass	2.43198G	3.25	-26.75	95.84M	-44.14	2.39952G	-40.54	2.49598G	-49.30	16.73776G	-46.82	2
2452MHz	Pass	2.43198G	3.25	-26.75	95.84M	-44.55	2.39996G	-50.92	2.48442G	-48.10	16.73776G	-47.32	1
2452MHz	Pass	2.43198G	3.25	-26.75	95.84M	-42.18	2.39076G	-52.89	2.50734G	-50.67	17.04626G	-46.83	2

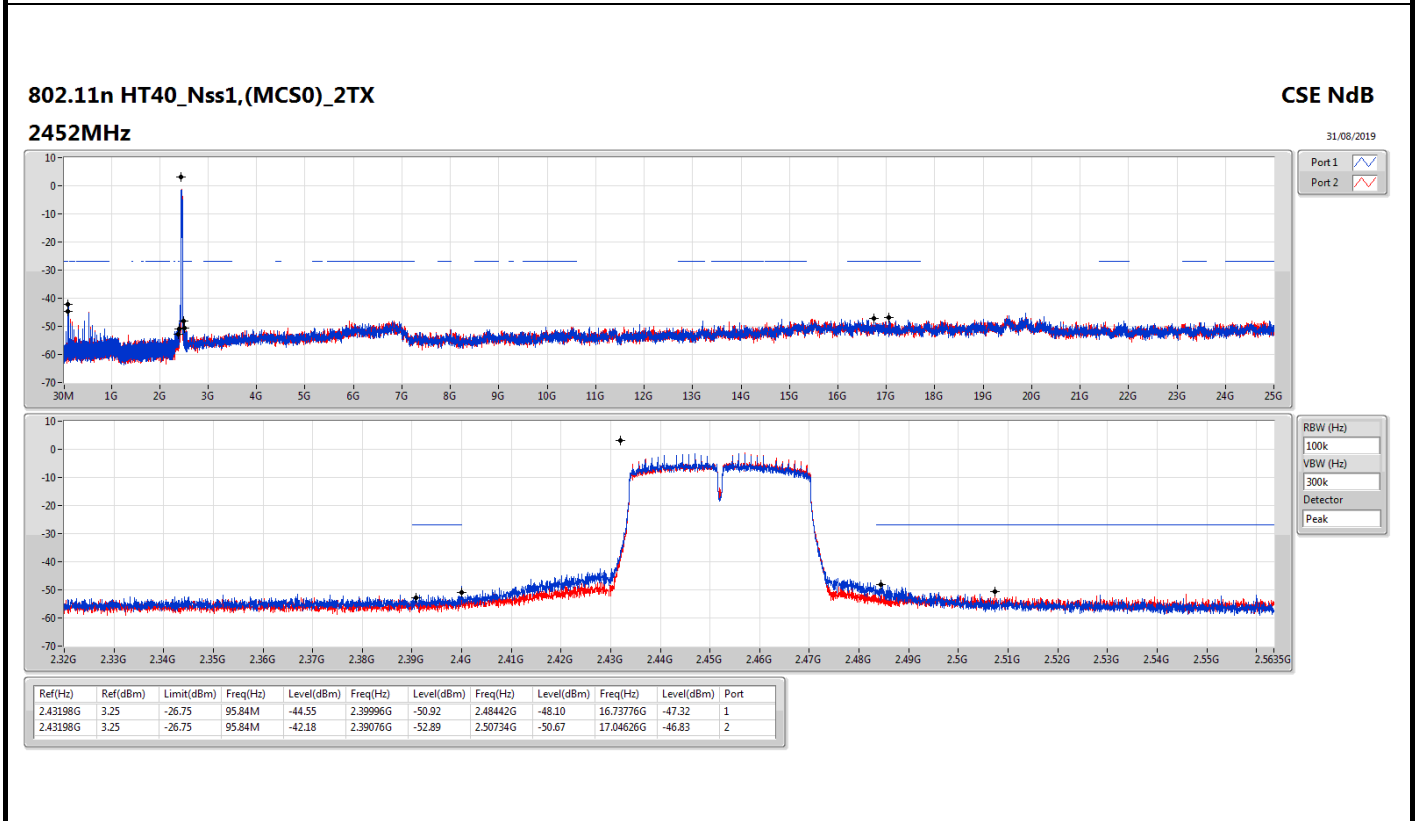
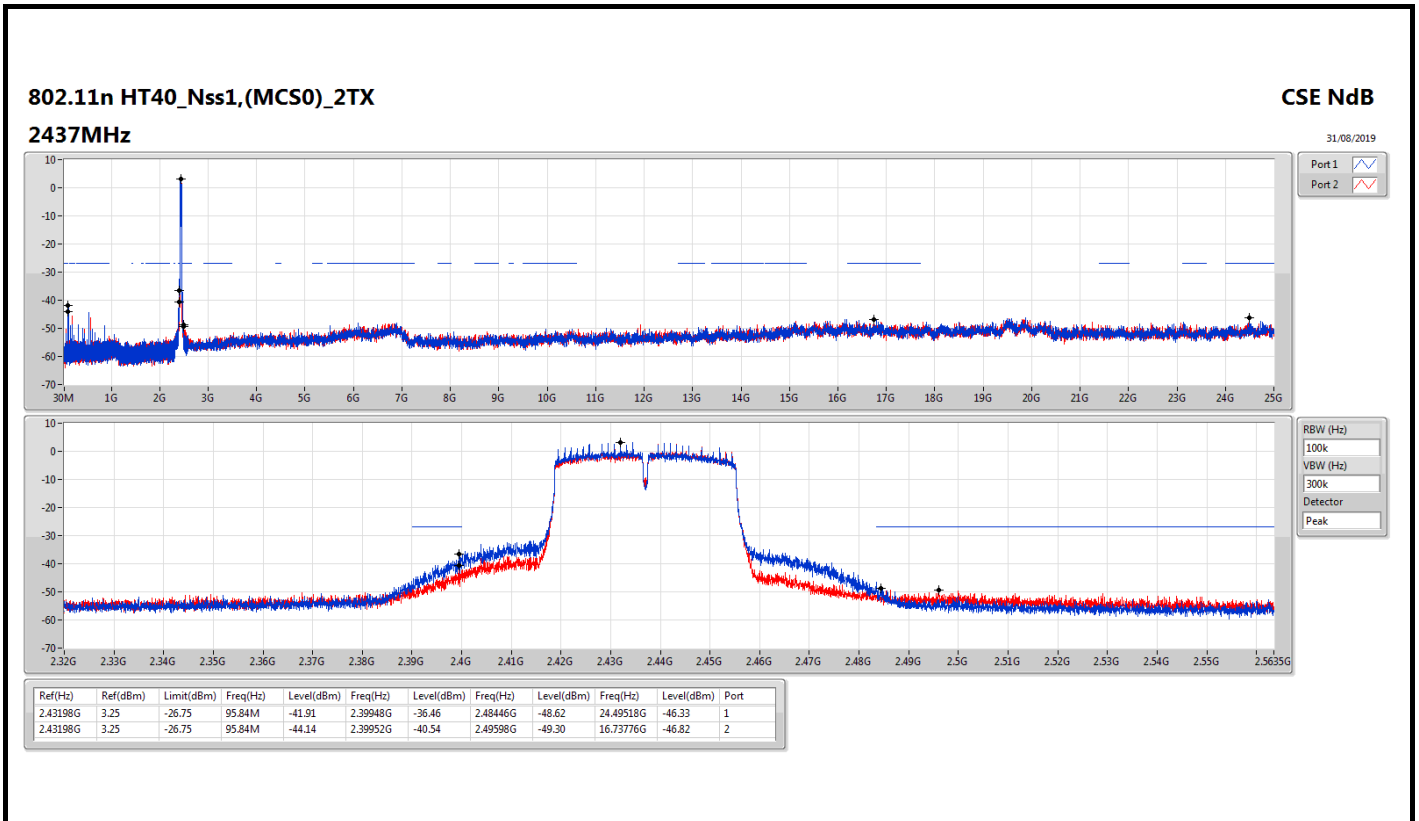














RSE below 1GHz Result											
Operating Mode	5				Polarization	Vertical					
Operating Function	CTX										
	Freq	Level	Limit	Over	Read	CableAntenna	Preamp	A/Pos	T/Pos	Remark	Pol/Phase
	MHz	dBuV/m	dBuV/m	dB	dBuV	dB	dB/m	dB	cm	deg	
1	31.94	35.84	40.00	-4.16	42.16	0.71	24.51	31.54	100	186 QP	VERTICAL
2	54.25	33.69	40.00	-6.31	50.73	0.92	13.83	31.79	150	356 QP	VERTICAL
3	575.14	37.49	46.00	-8.51	41.86	3.20	24.75	32.32	150	178 QP	VERTICAL
4	673.11	34.36	46.00	-11.64	37.98	3.35	25.55	32.52	150	183 QP	VERTICAL
5	696.39	34.02	46.00	-11.98	37.46	3.45	25.60	32.49	125	1 QP	VERTICAL
6	958.29	45.39	46.00	-0.61	45.28	4.12	28.06	32.07	100	181 QP	VERTICAL

Note 1: ">20dB" means emission levels that exceed the level of 20 dB below the applicable limit.
 Note 2: "N/F" means Nothing Found emissions (No emissions were detected.)



RSE below 1GHz Result												
Operating Mode	5	Polarization	Horizontal									
Operating Function	CTX											
<div style="text-align: right;">Date: 2019-10-07 Time: 20:46:46</div>												
	Freq	Level	Limit									
	MHz	dBuV/m	dBuV/m									
			Line									
			Over									
			Limit									
			dB									
	Read	CableAntenna	Preamp									
	Level	Loss	Factor									
	dBuV	dB	dB/m									
			dB									
	A/Pos	T/Pos	Remark									
	cm	deg										
			Pol/Phase									
1	30.97	29.64	40.00	-10.36	35.40	0.69	25.11	31.56	150	164	QP	HORIZONTAL
2	294.81	36.52	46.00	-9.48	46.70	2.20	19.70	32.08	125	90	QP	HORIZONTAL
3	575.14	40.30	46.00	-5.70	44.67	3.20	24.75	32.32	150	56	QP	HORIZONTAL
4	623.64	37.70	46.00	-8.30	41.64	3.28	25.19	32.41	125	1	QP	HORIZONTAL
5	746.83	35.64	46.00	-10.36	38.18	3.63	26.17	32.34	125	100	QP	HORIZONTAL
6	958.29	43.80	46.00	-2.20	43.69	4.12	28.06	32.07	125	164	QP	HORIZONTAL

Note 1: ">20dB" means emission levels that exceed the level of 20 dB below the applicable limit.
 Note 2: "N/F" means Nothing Found emissions (No emissions were detected.)



<Ant. 3> PCB Dipole Antenna

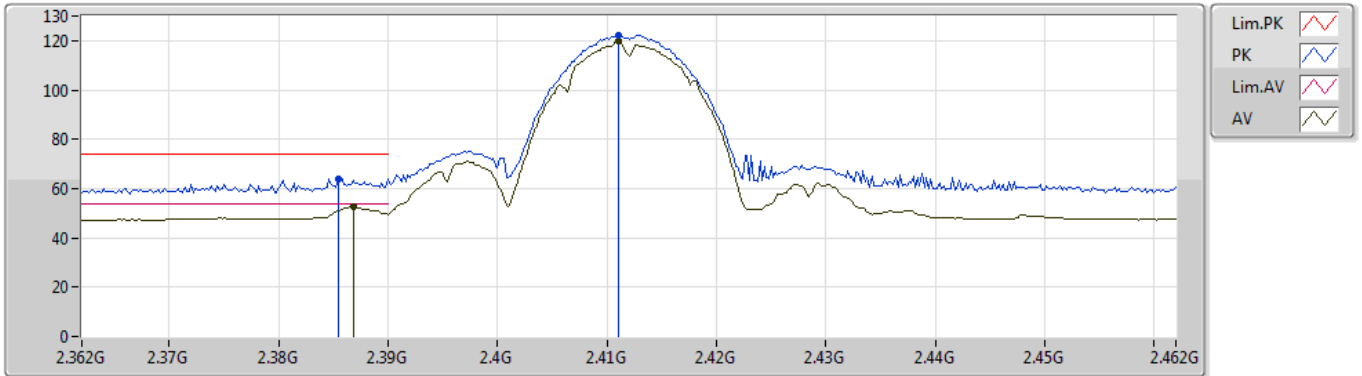
Summary

Mode	Result	Type	Freq (Hz)	Level (dBuV/m)	Limit (dBuV/m)	Margin (dB)	Factor (dB)	Dist (m)	Condition	Azimuth (°)	Height (m)	Comments
2.4-2.4835GHz	-	-	-	-	-	-	-	-	-	-	-	-
802.11g_Nss1,(6Mbps)_2TX	Pass	AV	2.4835G	53.93	54.00	-0.07	31.39	3	Vertical	23	2.05	-

802.11b_Nss1,(1Mbps)_2TX

30/08/2019

2412MHz_TX



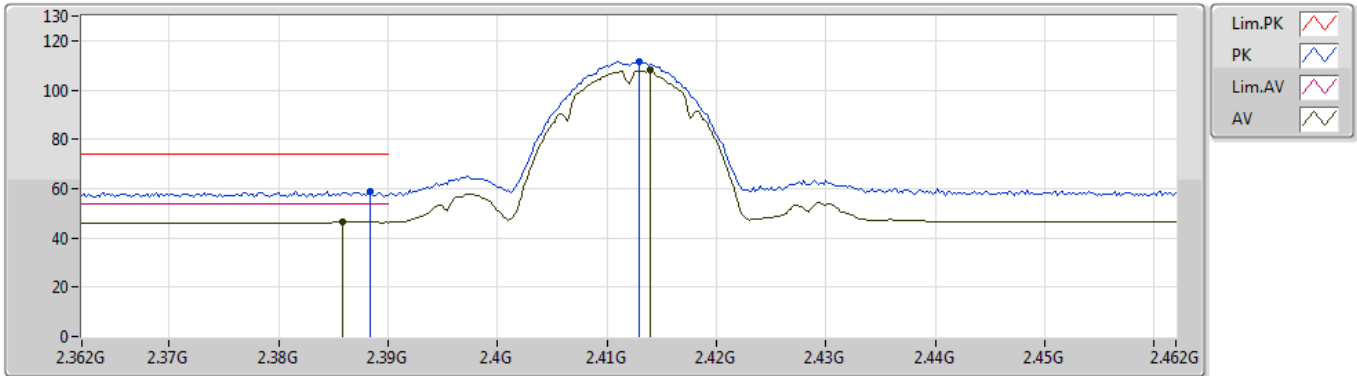
EUT Y_2TX ANT(Port 7&8)
 Setting 24.5
 02-B-4
 FSU(100015)

Type	Freq (Hz)	Level (dBuV/m)	Limit (dBuV/m)	Margin (dB)	Factor (dB)	Dist (m)	Condition	Azimuth (°)	Height (m)	Comment	Raw (dBuV)
PK	2.3854G	64.09	74.00	-9.91	31.19	3	Vertical	22	1.83	-	32.90
AV	2.3868G	52.54	54.00	-1.46	31.20	3	Vertical	22	1.83	-	21.34
PK	2.411G	122.30	Inf	-Inf	31.25	3	Vertical	22	1.83	-	91.05
AV	2.411G	120.14	Inf	-Inf	31.25	3	Vertical	22	1.83	-	88.89

802.11b_Nss1,(1Mbps)_2TX

30/08/2019

2412MHz_TX



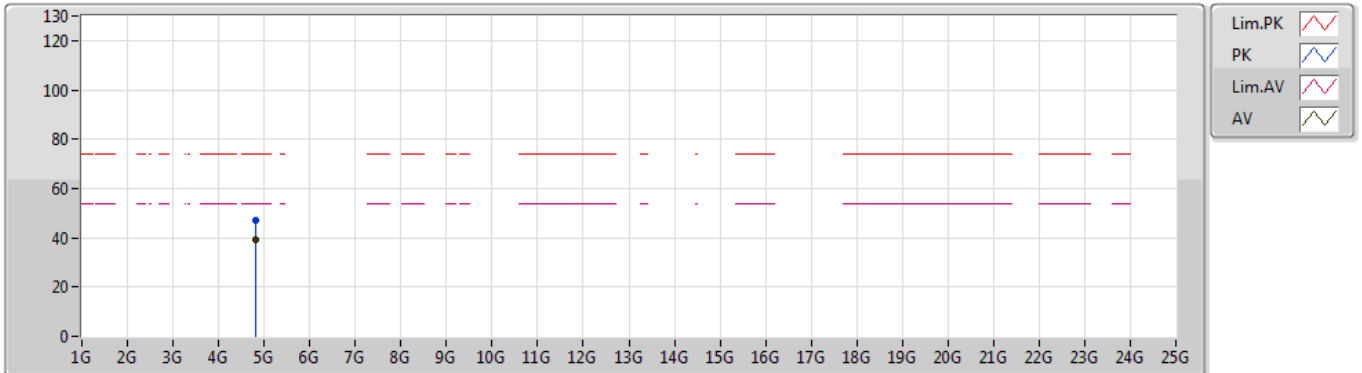
EUT Y_2TX ANT(Port 7&8)
 Setting 24.5
 02-B-4
 FSU(100015)

Type	Freq (Hz)	Level (dBuV/m)	Limit (dBuV/m)	Margin (dB)	Factor (dB)	Dist (m)	Condition	Azimuth (°)	Height (m)	Comment	Raw (dBuV)
PK	2.3884G	58.76	74.00	-15.24	31.20	3	Horizontal	2	2.00	-	27.56
AV	2.3858G	46.52	54.00	-7.48	31.19	3	Horizontal	2	2.00	-	15.33
PK	2.413G	111.70	Inf	-Inf	31.26	3	Horizontal	2	2.00	-	80.44
AV	2.414G	108.28	Inf	-Inf	31.26	3	Horizontal	2	2.00	-	77.02

802.11b_Nss1,(1Mbps)_2TX

30/08/2019

2412MHz_TX



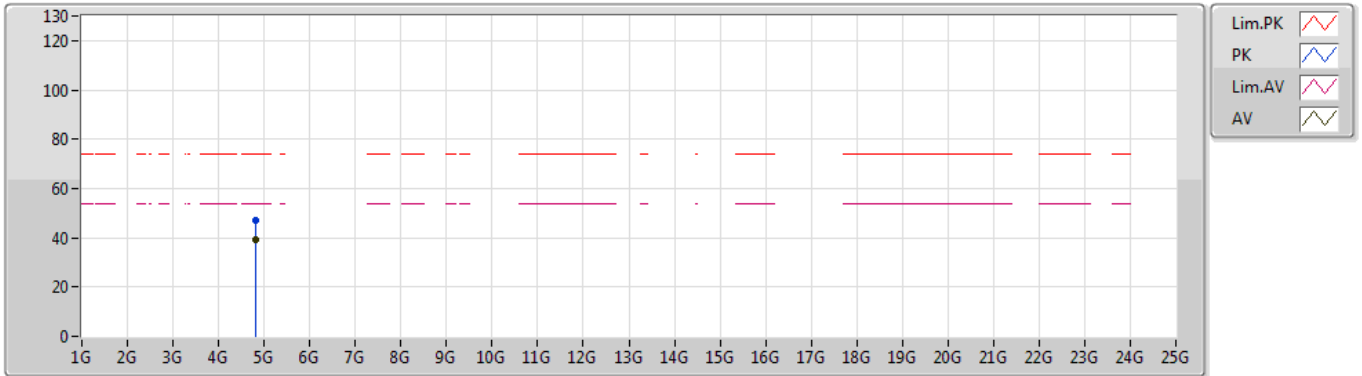
EUT Y_2TX ANT(Port 7&8)
 Setting 24.5
 02-G-3
 FSU(100015)

Type	Freq (Hz)	Level (dBuV/m)	Limit (dBuV/m)	Margin (dB)	Factor (dB)	Dist (m)	Condition	Azimuth (°)	Height (m)	Comment	Raw (dBuV)
PK	4.82388G	47.01	74.00	-26.99	7.17	3	Vertical	326	1.52	-	39.84
AV	4.824G	39.26	54.00	-14.74	7.17	3	Vertical	326	1.52	-	32.09

802.11b_Nss1,(1Mbps)_2TX

30/08/2019

2412MHz_TX



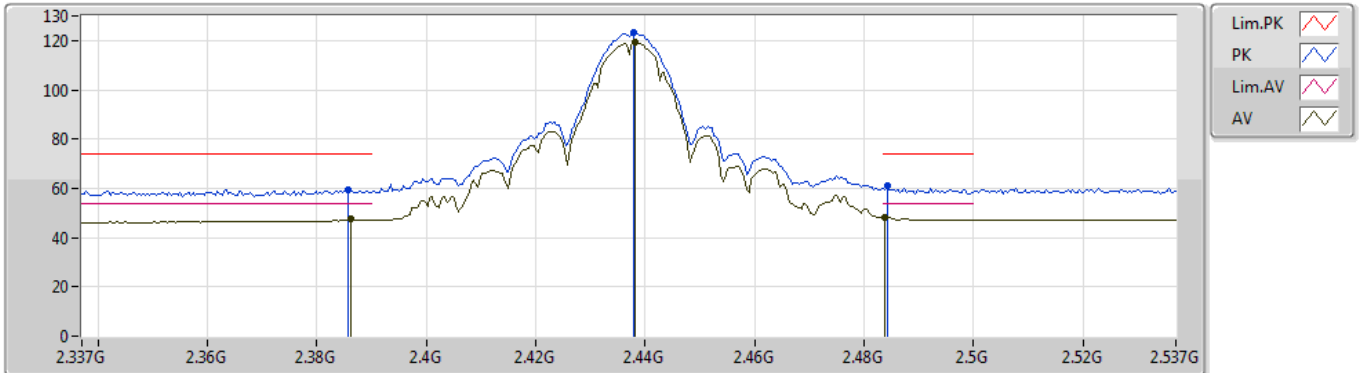
EUT Y_2TX ANT(Port 7&8)
 Setting 24.5
 02-G-3
 FSU(100015)

Type	Freq (Hz)	Level (dBuV/m)	Limit (dBuV/m)	Margin (dB)	Factor (dB)	Dist (m)	Condition	Azimuth (°)	Height (m)	Comment	Raw (dBuV)
PK	4.82384G	47.26	74.00	-26.74	7.17	3	Horizontal	294	1.66	-	40.09
AV	4.824G	39.49	54.00	-14.51	7.17	3	Horizontal	294	1.66	-	32.32

802.11b_Nss1,(1Mbps)_2TX

30/08/2019

2437MHz_TX



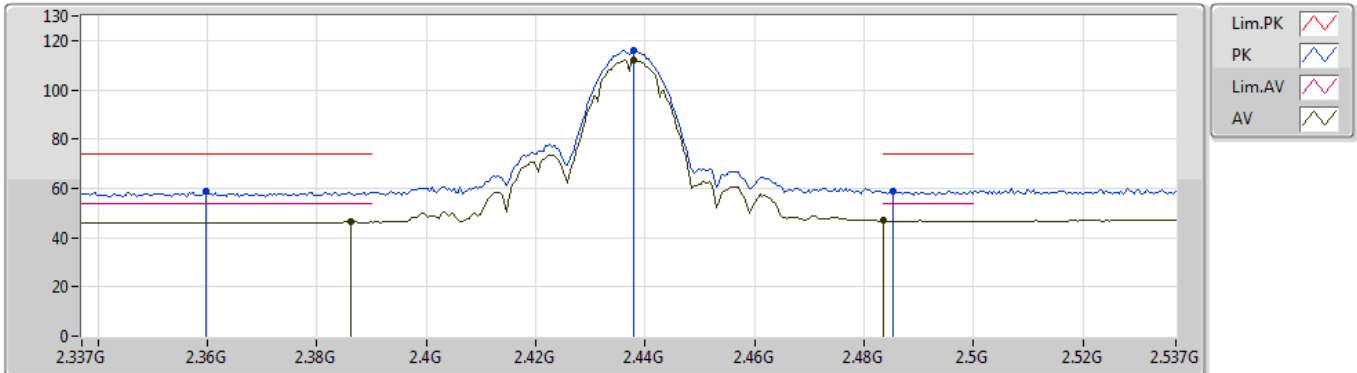
EUT Y_2TX ANT(Port 7&8)
 Setting 26.5
 02-B-4
 FSU(100015)

Type	Freq (Hz)	Level (dBuV/m)	Limit (dBuV/m)	Margin (dB)	Factor (dB)	Dist (m)	Condition	Azimuth (°)	Height (m)	Comment	Raw (dBuV)
PK	2.3858G	59.48	74.00	-14.52	31.19	3	Vertical	5	2.70	-	28.29
AV	2.3862G	47.45	54.00	-6.55	31.20	3	Vertical	5	2.70	-	16.25
PK	2.4378G	123.32	Inf	-Inf	31.31	3	Vertical	5	2.70	-	92.01
AV	2.4382G	119.13	Inf	-Inf	31.31	3	Vertical	5	2.70	-	87.82
PK	2.4842G	60.89	74.00	-13.11	31.39	3	Vertical	5	2.70	-	29.50
AV	2.4838G	48.25	54.00	-5.75	31.39	3	Vertical	5	2.70	-	16.86

802.11b_Nss1,(1Mbps)_2TX

30/08/2019

2437MHz_TX



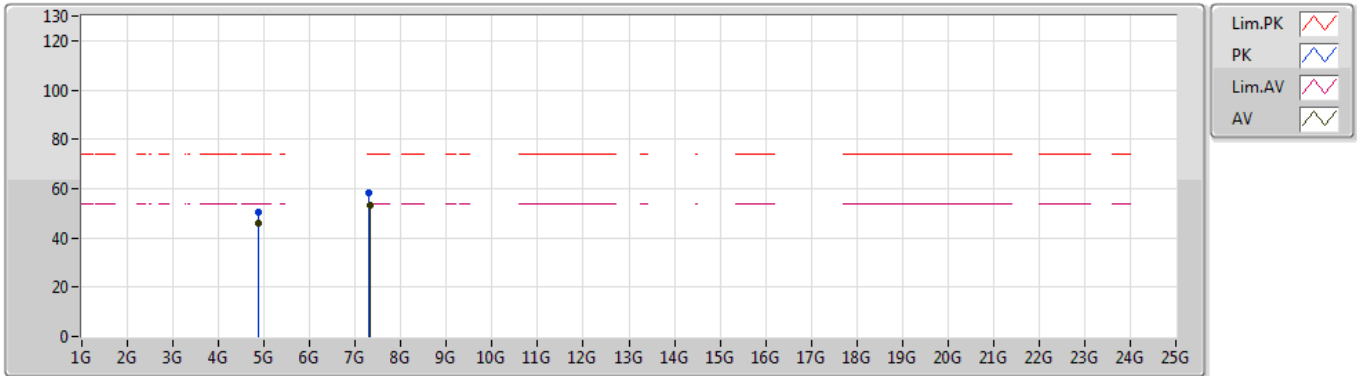
EUT Y_2TX ANT(Port 7&8)
 Setting 26.5
 02-B-4
 FSU(100015)

Type	Freq (Hz)	Level (dBuV/m)	Limit (dBuV/m)	Margin (dB)	Factor (dB)	Dist (m)	Condition	Azimuth (°)	Height (m)	Comment	Raw (dBuV)
PK	2.3598G	58.61	74.00	-15.39	31.13	3	Horizontal	280	2.74	-	27.48
AV	2.3862G	46.32	54.00	-7.68	31.20	3	Horizontal	280	2.74	-	15.12
PK	2.4378G	116.04	Inf	-Inf	31.31	3	Horizontal	280	2.74	-	84.73
AV	2.4378G	112.10	Inf	-Inf	31.31	3	Horizontal	280	2.74	-	80.79
PK	2.4854G	59.06	74.00	-14.94	31.40	3	Horizontal	280	2.74	-	27.66
AV	2.4835G	46.79	54.00	-7.21	31.39	3	Horizontal	280	2.74	-	15.40

802.11b_Nss1,(1Mbps)_2TX

30/08/2019

2437MHz_TX



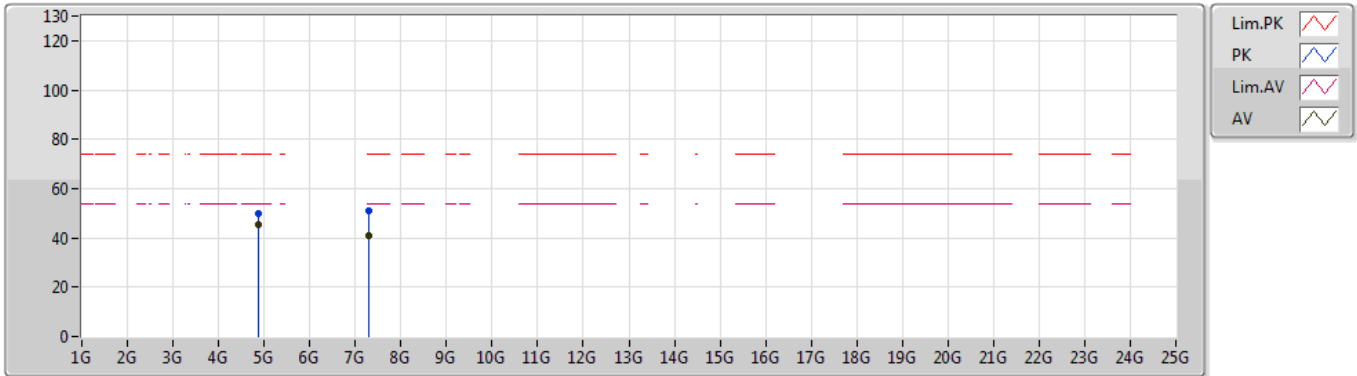
EUT Y_2TX ANT(Port 7&8)
 Setting 26.5
 02-G-3
 FSU(100015)

Type	Freq (Hz)	Level (dBuV/m)	Limit (dBuV/m)	Margin (dB)	Factor (dB)	Dist (m)	Condition	Azimuth (°)	Height (m)	Comment	Raw (dBuV)
PK	4.87404G	50.31	74.00	-23.69	7.28	3	Vertical	0	1.30	-	43.03
AV	4.87396G	45.89	54.00	-8.11	7.28	3	Vertical	0	1.30	-	38.61
PK	7.31008G	58.06	74.00	-15.94	10.54	3	Vertical	40	2.13	-	47.52
AV	7.31196G	53.46	54.00	-0.54	10.55	3	Vertical	40	2.13	-	42.91

802.11b_Nss1,(1Mbps)_2TX

30/08/2019

2437MHz_TX



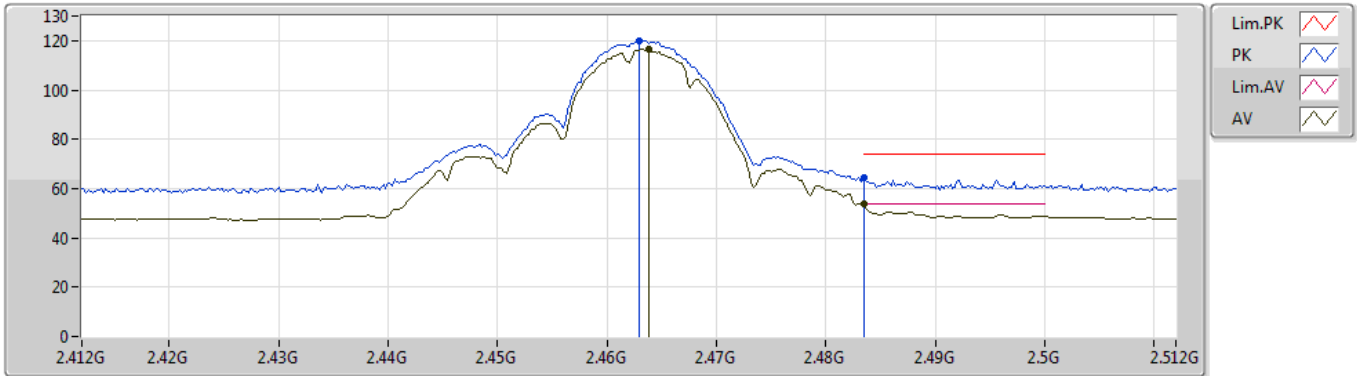
EUT Y_2TX ANT(Port 7&8)
 Setting 26.5
 02-G-3
 FSU(100015)

Type	Freq (Hz)	Level (dBuV/m)	Limit (dBuV/m)	Margin (dB)	Factor (dB)	Dist (m)	Condition	Azimuth (°)	Height (m)	Comment	Raw (dBuV)
PK	4.874G	50.12	74.00	-23.88	7.28	3	Horizontal	229	1.39	-	42.84
AV	4.874G	45.43	54.00	-8.57	7.28	3	Horizontal	229	1.39	-	38.15
PK	7.30916G	51.00	74.00	-23.00	10.54	3	Horizontal	54	1.54	-	40.46
AV	7.30996G	40.78	54.00	-13.22	10.54	3	Horizontal	54	1.54	-	30.24

802.11b_Nss1,(1Mbps)_2TX

30/08/2019

2462MHz_TX



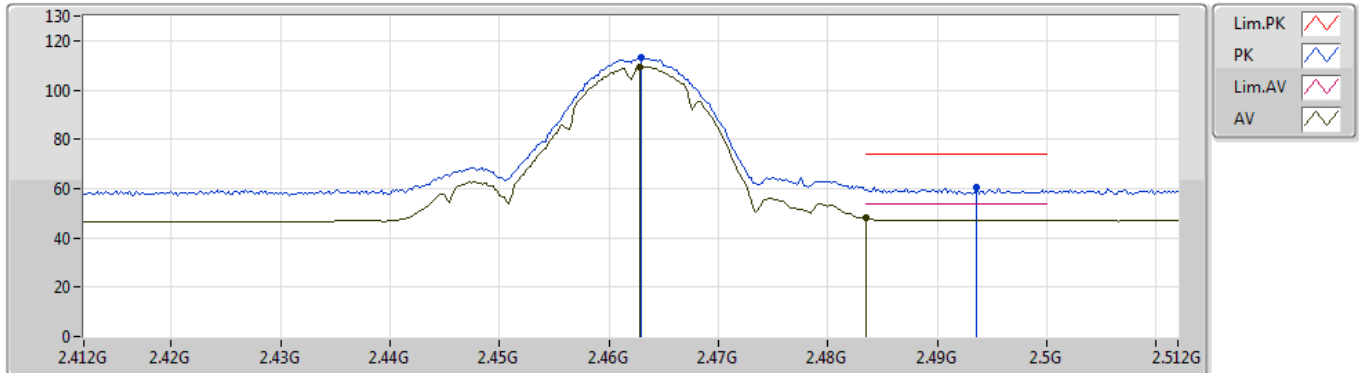
EUT Y_2TX ANT(Port 7&8)
 Setting 24
 02-B-4
 FSU(100015)

Type	Freq (Hz)	Level (dBuV/m)	Limit (dBuV/m)	Margin (dB)	Factor (dB)	Dist (m)	Condition	Azimuth (°)	Height (m)	Comment	Raw (dBuV)
PK	2.463G	120.17	Inf	-Inf	31.36	3	Vertical	30	1.88	-	88.81
AV	2.4638G	116.31	Inf	-Inf	31.36	3	Vertical	30	1.88	-	84.95
PK	2.4835G	64.65	74.00	-9.35	31.39	3	Vertical	30	1.88	-	33.26
AV	2.4835G	53.80	54.00	-0.20	31.39	3	Vertical	30	1.88	-	22.41

802.11b_Nss1,(1Mbps)_2TX

30/08/2019

2462MHz_TX



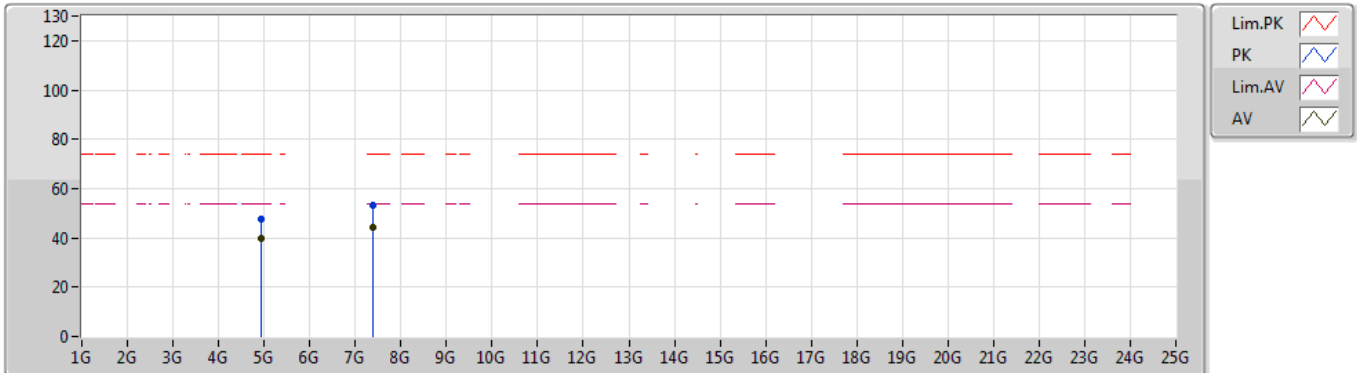
EUT Y_2TX ANT(Port 7&8)
 Setting 24
 02-B-4
 FSU(100015)

Type	Freq (Hz)	Level (dBuV/m)	Limit (dBuV/m)	Margin (dB)	Factor (dB)	Dist (m)	Condition	Azimuth (°)	Height (m)	Comment	Raw (dBuV)
PK	2.463G	113.46	Inf	-Inf	31.36	3	Horizontal	285	2.19	-	82.10
AV	2.4628G	109.48	Inf	-Inf	31.36	3	Horizontal	285	2.19	-	78.12
PK	2.4936G	60.71	74.00	-13.29	31.42	3	Horizontal	285	2.19	-	29.29
AV	2.4835G	48.36	54.00	-5.64	31.39	3	Horizontal	285	2.19	-	16.97

802.11b_Nss1,(1Mbps)_2TX

30/08/2019

2462MHz_TX



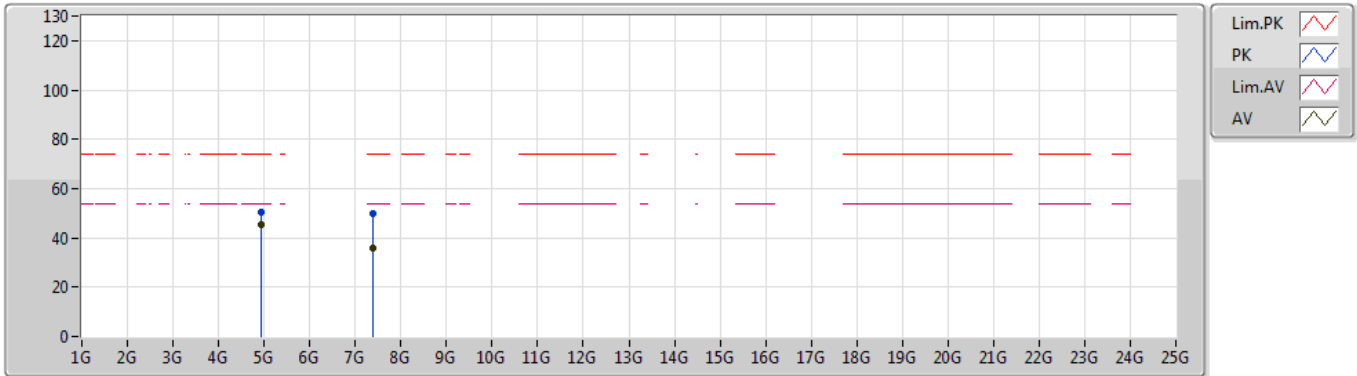
EUT Y_2TX ANT(Port 7&8)
 Setting 24
 02-G-3
 FSU(100015)

Type	Freq (Hz)	Level (dBuV/m)	Limit (dBuV/m)	Margin (dB)	Factor (dB)	Dist (m)	Condition	Azimuth (°)	Height (m)	Comment	Raw (dBuV)
PK	4.92408G	47.55	74.00	-26.45	7.40	3	Vertical	1	1.49	-	40.15
AV	4.924G	39.63	54.00	-14.37	7.40	3	Vertical	1	1.49	-	32.23
PK	7.38524G	53.11	74.00	-20.89	10.76	3	Vertical	311	2.48	-	42.35
AV	7.3852G	44.44	54.00	-9.56	10.76	3	Vertical	311	2.48	-	33.68

802.11b_Nss1,(1Mbps)_2TX

30/08/2019

2462MHz_TX



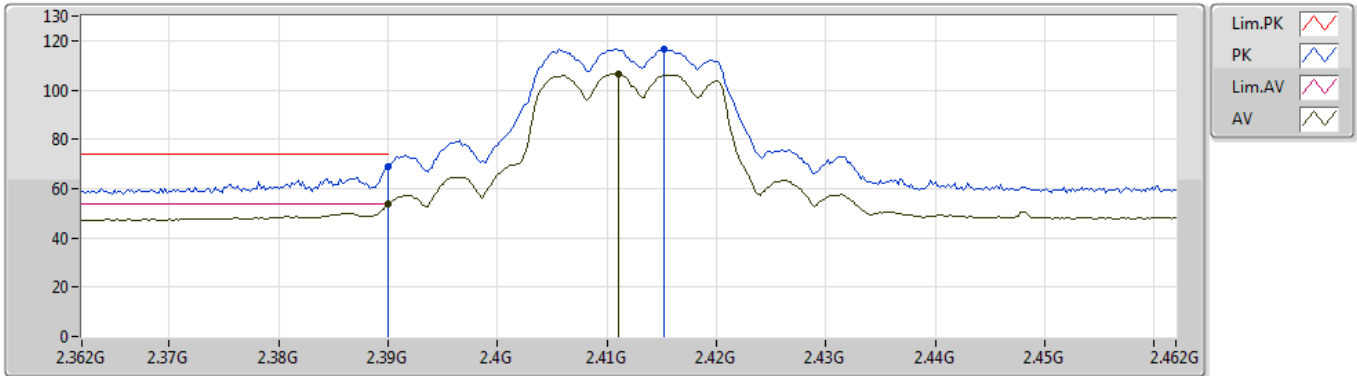
EUT Y_2TX ANT(Port 7&8)
 Setting 24
 02-G-3
 FSU(100015)

Type	Freq (Hz)	Level (dBuV/m)	Limit (dBuV/m)	Margin (dB)	Factor (dB)	Dist (m)	Condition	Azimuth (°)	Height (m)	Comment	Raw (dBuV)
PK	4.92404G	50.46	74.00	-23.54	7.40	3	Horizontal	264	1.36	-	43.06
AV	4.924G	45.11	54.00	-8.89	7.40	3	Horizontal	264	1.36	-	37.71
PK	7.38592G	49.62	74.00	-24.38	10.76	3	Horizontal	76	2.83	-	38.86
AV	7.387G	35.83	54.00	-18.17	10.76	3	Horizontal	76	2.83	-	25.07

802.11g_Nss1,(6Mbps)_2TX

30/08/2019

2412MHz_TX



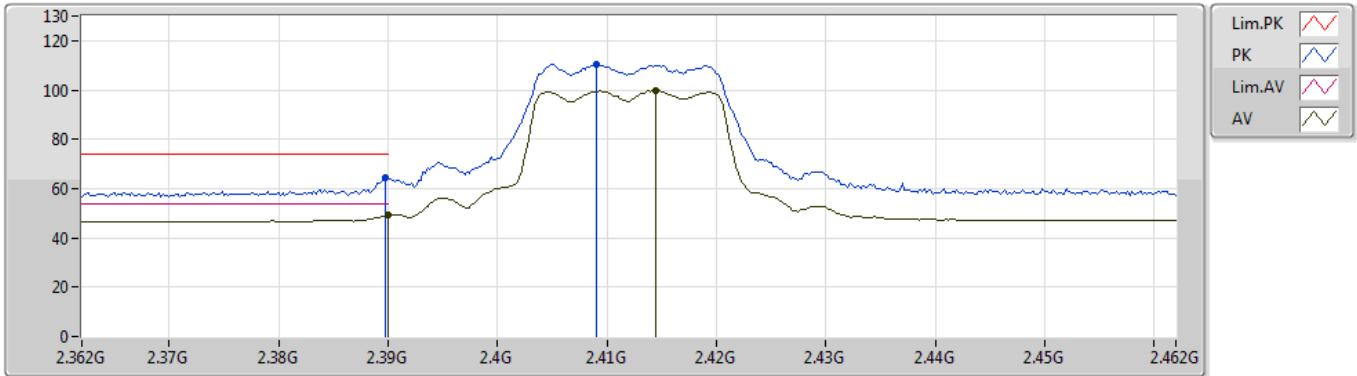
EUT Y_2TX ANT(Port 7&8)
 Setting 19
 02-G-3
 FSU(100015)

Type	Freq (Hz)	Level (dBuV/m)	Limit (dBuV/m)	Margin (dB)	Factor (dB)	Dist (m)	Condition	Azimuth (°)	Height (m)	Comment	Raw (dBuV)
PK	2.39G	69.17	74.00	-4.83	31.20	3	Vertical	30	1.69	-	37.97
AV	2.39G	53.55	54.00	-0.45	31.20	3	Vertical	30	1.69	-	22.35
PK	2.4152G	116.44	Inf	-Inf	31.26	3	Vertical	30	1.69	-	85.18
AV	2.411G	106.58	Inf	-Inf	31.25	3	Vertical	30	1.69	-	75.33

802.11g_Nss1,(6Mbps)_2TX

30/08/2019

2412MHz_TX



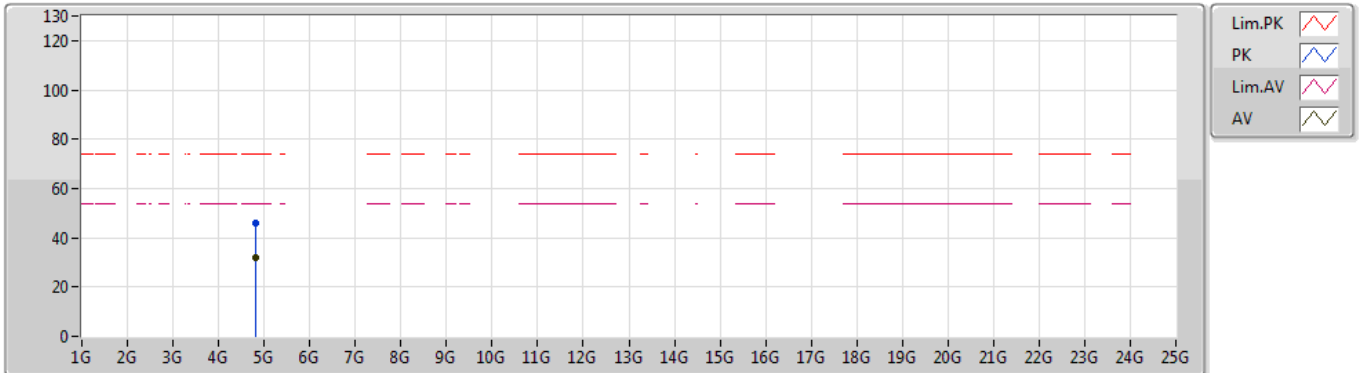
EUT Y_2TX ANT(Port 7&8)
 Setting 19
 02-G-3
 FSU(100015)

Type	Freq (Hz)	Level (dBuV/m)	Limit (dBuV/m)	Margin (dB)	Factor (dB)	Dist (m)	Condition	Azimuth (°)	Height (m)	Comment	Raw (dBuV)
PK	2.3898G	64.33	74.00	-9.67	31.20	3	Horizontal	294	2.76	-	33.13
AV	2.39G	49.27	54.00	-4.73	31.20	3	Horizontal	294	2.76	-	18.07
PK	2.409G	110.18	Inf	-Inf	31.24	3	Horizontal	294	2.76	-	78.94
AV	2.4144G	99.77	Inf	-Inf	31.26	3	Horizontal	294	2.76	-	68.51

802.11g_Nss1,(6Mbps)_2TX

30/08/2019

2412MHz_TX



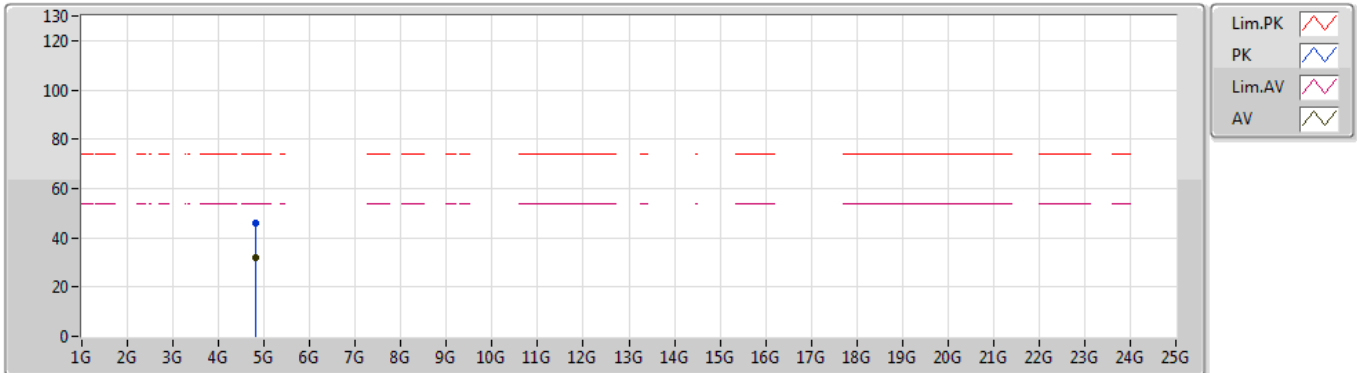
EUT Y_2TX ANT(Port 7&8)
 Setting 19
 02-G-3
 FSU(100015)

Type	Freq (Hz)	Level (dBuV/m)	Limit (dBuV/m)	Margin (dB)	Factor (dB)	Dist (m)	Condition	Azimuth (°)	Height (m)	Comment	Raw (dBuV)
PK	4.82836G	45.68	74.00	-28.32	7.18	3	Vertical	187	1.04	-	38.50
AV	4.82342G	31.94	54.00	-22.06	7.16	3	Vertical	187	1.04	-	24.78

802.11g_Nss1,(6Mbps)_2TX

30/08/2019

2412MHz_TX



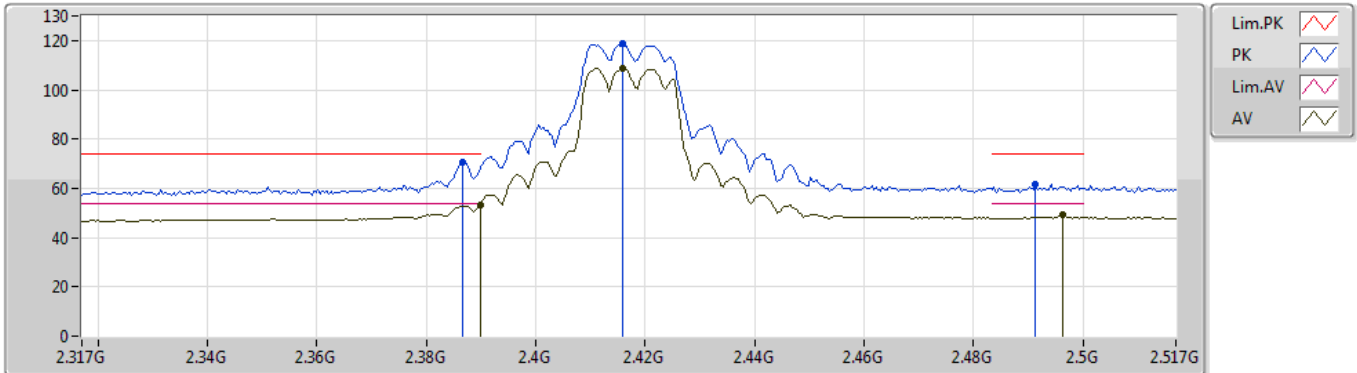
EUT Y_2TX ANT(Port 7&8)
 Setting 19
 02-G-3
 FSU(100015)

Type	Freq (Hz)	Level (dBuV/m)	Limit (dBuV/m)	Margin (dB)	Factor (dB)	Dist (m)	Condition	Azimuth (°)	Height (m)	Comment	Raw (dBuV)
PK	4.82512G	45.92	74.00	-28.08	7.18	3	Horizontal	92	2.36	-	38.74
AV	4.82578G	31.92	54.00	-22.08	7.18	3	Horizontal	92	2.36	-	24.74

802.11g_Nss1,(6Mbps)_2TX

30/08/2019

2417MHz_TX



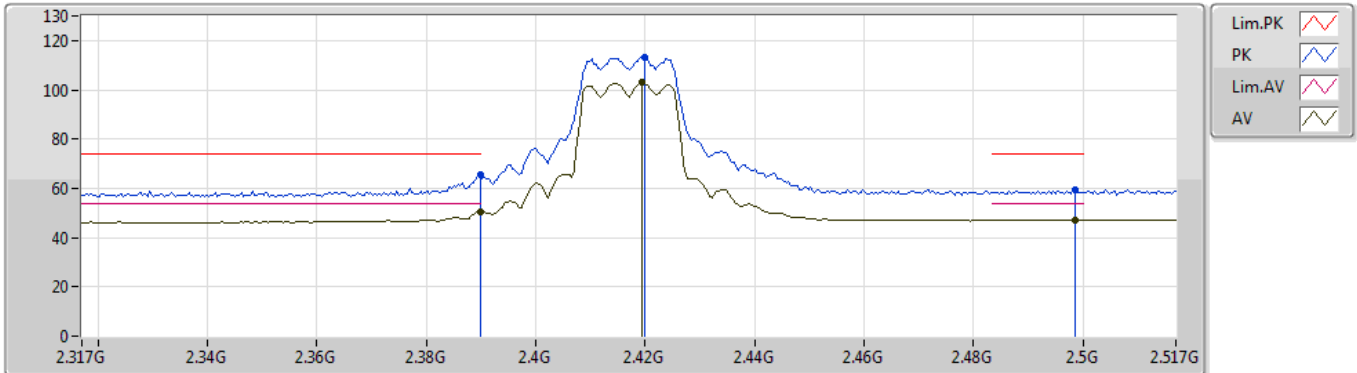
EUT Y_2TX ANT(Port 7&8)
 Setting 21.5
 02-G-3
 FSU(100015)

Type	Freq (Hz)	Level (dBuV/m)	Limit (dBuV/m)	Margin (dB)	Factor (dB)	Dist (m)	Condition	Azimuth (°)	Height (m)	Comment	Raw (dBuV)
PK	2.3866G	70.80	74.00	-3.20	31.20	3	Vertical	22	1.72	-	39.60
AV	2.3898G	53.31	54.00	-0.69	31.20	3	Vertical	22	1.72	-	22.11
PK	2.4158G	118.56	Inf	-Inf	31.27	3	Vertical	22	1.72	-	87.29
AV	2.4158G	108.80	Inf	-Inf	31.27	3	Vertical	22	1.72	-	77.53
PK	2.4914G	61.55	74.00	-12.45	31.42	3	Vertical	22	1.72	-	30.13
AV	2.4962G	49.10	54.00	-4.90	31.42	3	Vertical	22	1.72	-	17.68

802.11g_Nss1,(6Mbps)_2TX

30/08/2019

2417MHz_TX



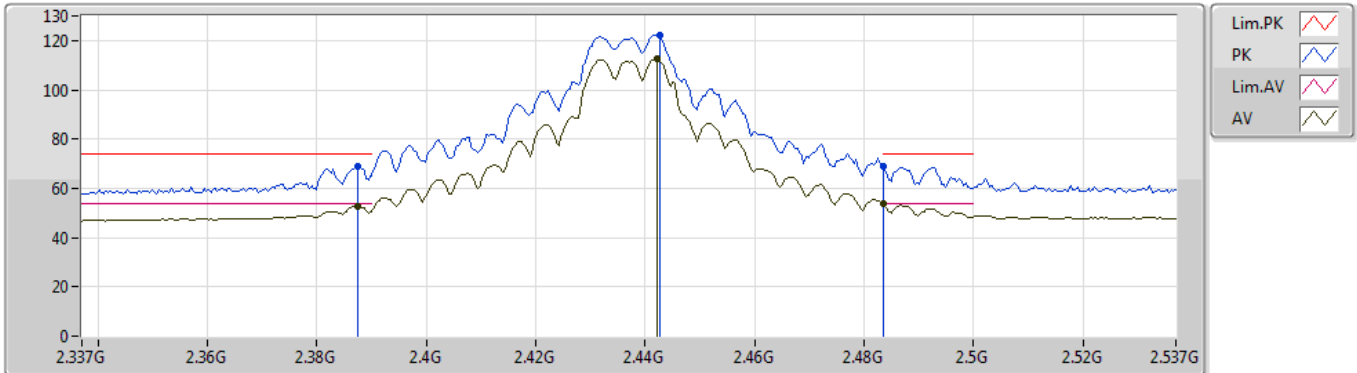
EUT Y_2TX ANT(Port 7&8)
 Setting 21.5
 02-G-3
 FSU(100015)

Type	Freq (Hz)	Level (dBuV/m)	Limit (dBuV/m)	Margin (dB)	Factor (dB)	Dist (m)	Condition	Azimuth (°)	Height (m)	Comment	Raw (dBuV)
PK	2.3898G	65.43	74.00	-8.57	31.20	3	Horizontal	292	2.77	-	34.23
AV	2.3898G	50.41	54.00	-3.59	31.20	3	Horizontal	292	2.77	-	19.21
PK	2.4198G	113.05	Inf	-Inf	31.27	3	Horizontal	292	2.77	-	81.78
AV	2.4194G	102.93	Inf	-Inf	31.27	3	Horizontal	292	2.77	-	71.66
PK	2.4986G	59.19	74.00	-14.81	31.43	3	Horizontal	292	2.77	-	27.76
AV	2.4986G	47.14	54.00	-6.86	31.43	3	Horizontal	292	2.77	-	15.71

802.11g_Nss1,(6Mbps)_2TX

30/08/2019

2437MHz_TX



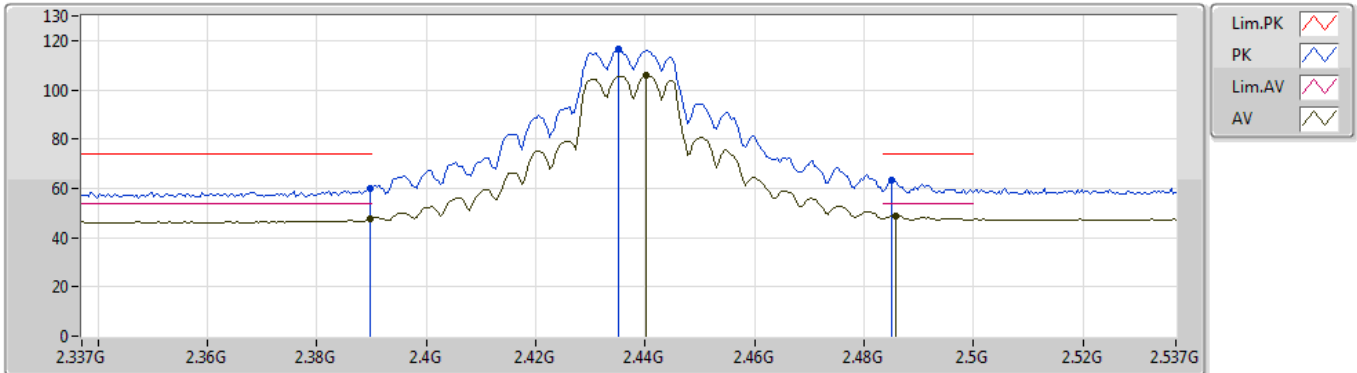
EUT_Y_2TX ANT(Port 7&8)
 Setting 25.5
 02-G-3
 FSU(100015)

Type	Freq (Hz)	Level (dBuV/m)	Limit (dBuV/m)	Margin (dB)	Factor (dB)	Dist (m)	Condition	Azimuth (°)	Height (m)	Comment	Raw (dBuV)
PK	2.3874G	68.83	74.00	-5.17	31.20	3	Vertical	23	2.05	-	37.63
AV	2.3874G	52.91	54.00	-1.09	31.20	3	Vertical	23	2.05	-	21.71
PK	2.4426G	122.32	Inf	-Inf	31.32	3	Vertical	23	2.05	-	91.00
AV	2.4426G	112.69	Inf	-Inf	31.32	3	Vertical	23	2.05	-	81.37
PK	2.4835G	69.15	74.00	-4.85	31.39	3	Vertical	23	2.05	-	37.76
AV	2.4835G	53.93	54.00	-0.07	31.39	3	Vertical	23	2.05	-	22.54

802.11g_Nss1,(6Mbps)_2TX

30/08/2019

2437MHz_TX



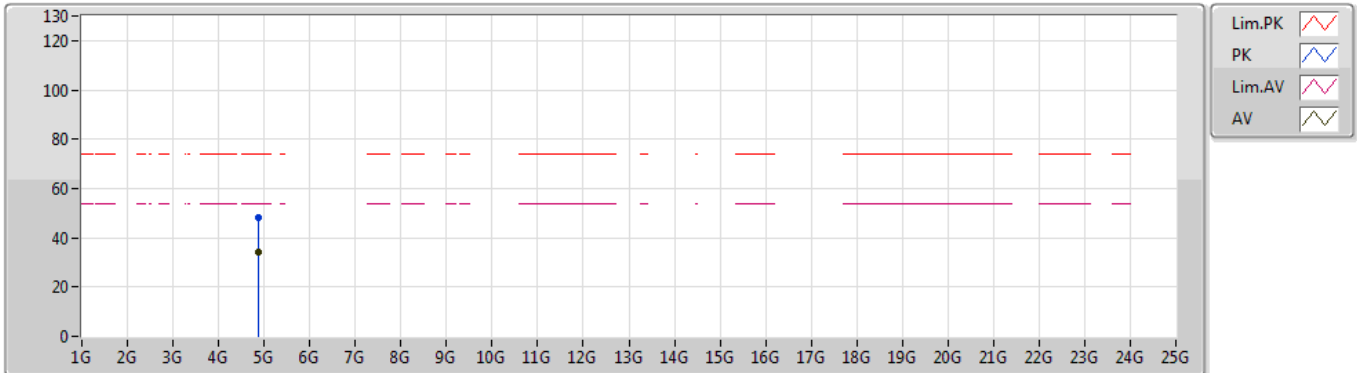
EUT Y_2TX ANT(Port 7&8)
 Setting 25.5
 02-G-3
 FSU(100015)

Type	Freq (Hz)	Level (dBuV/m)	Limit (dBuV/m)	Margin (dB)	Factor (dB)	Dist (m)	Condition	Azimuth (°)	Height (m)	Comment	Raw (dBuV)
PK	2.3898G	60.23	74.00	-13.77	31.20	3	Horizontal	277	1.85	-	29.03
AV	2.3898G	47.48	54.00	-6.52	31.20	3	Horizontal	277	1.85	-	16.28
PK	2.435G	116.32	Inf	-Inf	31.30	3	Horizontal	277	1.85	-	85.02
AV	2.4402G	106.06	Inf	-Inf	31.31	3	Horizontal	277	1.85	-	74.75
PK	2.485G	63.35	74.00	-10.65	31.40	3	Horizontal	277	1.85	-	31.95
AV	2.4858G	48.82	54.00	-5.18	31.40	3	Horizontal	277	1.85	-	17.42

802.11g_Nss1,(6Mbps)_2TX

30/08/2019

2437MHz_TX



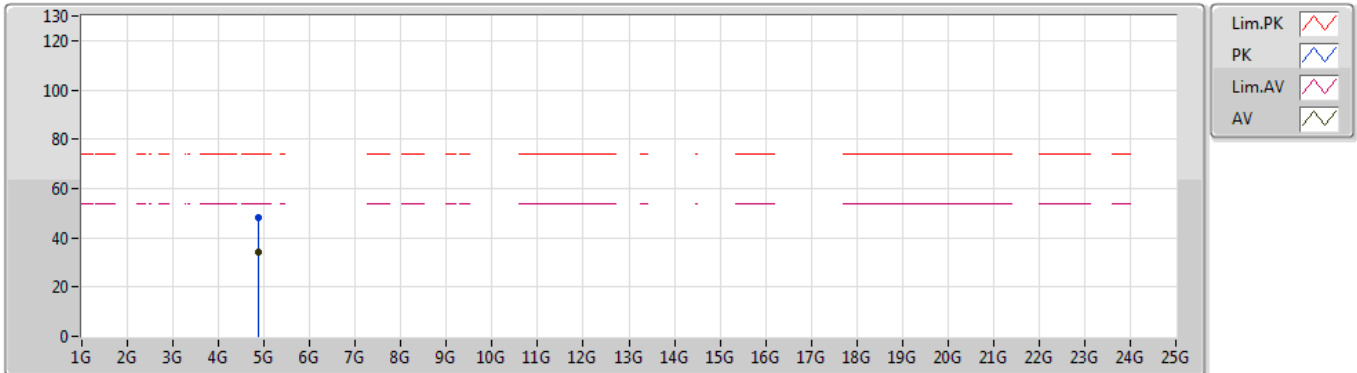
EUT Y_2TX ANT(Port 7&8)
 Setting 25.5
 02-G-3
 FSU(100015)

Type	Freq (Hz)	Level (dBuV/m)	Limit (dBuV/m)	Margin (dB)	Factor (dB)	Dist (m)	Condition	Azimuth (°)	Height (m)	Comment	Raw (dBuV)
PK	4.88248G	47.96	74.00	-26.04	7.31	3	Vertical	274	1.26	-	40.65
AV	4.87668G	34.34	54.00	-19.66	7.30	3	Vertical	274	1.26	-	27.04

802.11g_Nss1,(6Mbps)_2TX

30/08/2019

2437MHz_TX



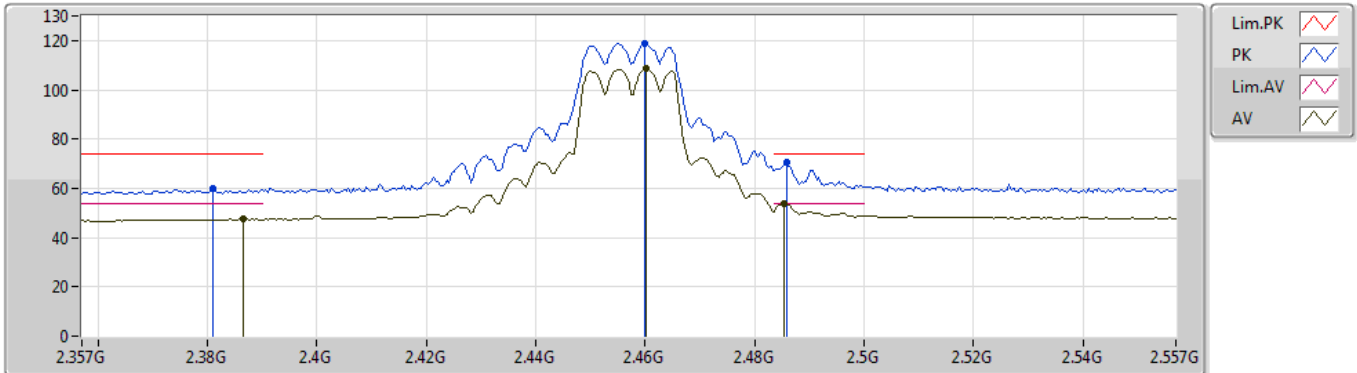
EUT Y_2TX ANT(Port 7&8)
 Setting 25.5
 02-G-3
 FSU(100015)

Type	Freq (Hz)	Level (dBuV/m)	Limit (dBuV/m)	Margin (dB)	Factor (dB)	Dist (m)	Condition	Azimuth (°)	Height (m)	Comment	Raw (dBuV)
PK	4.87748G	48.00	74.00	-26.00	7.30	3	Horizontal	268	2.08	-	40.70
AV	4.87684G	34.37	54.00	-19.63	7.30	3	Horizontal	268	2.08	-	27.07

802.11g_Nss1,(6Mbps)_2TX

30/08/2019

2457MHz_TX



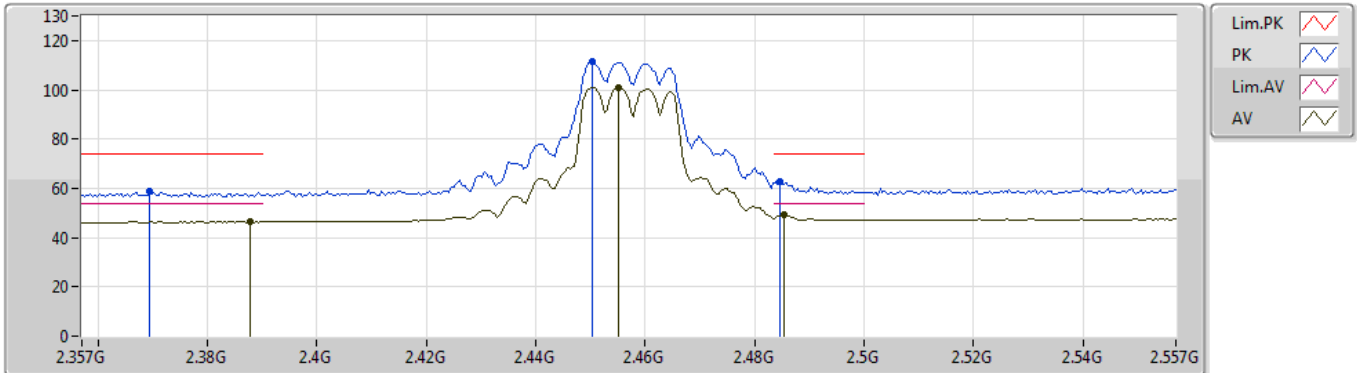
EUT Y_2TX ANT(Port 7&8)
Setting 21
02-G-3
FSU(100015)

Type	Freq (Hz)	Level (dBuV/m)	Limit (dBuV/m)	Margin (dB)	Factor (dB)	Dist (m)	Condition	Azimuth (°)	Height (m)	Comment	Raw (dBuV)
PK	2.381G	59.73	74.00	-14.27	31.19	3	Vertical	35	1.89	-	28.54
AV	2.3866G	47.45	54.00	-6.55	31.20	3	Vertical	35	1.89	-	16.25
PK	2.4598G	118.73	Inf	-Inf	31.35	3	Vertical	35	1.89	-	87.38
AV	2.4602G	108.51	Inf	-Inf	31.35	3	Vertical	35	1.89	-	77.16
PK	2.4858G	70.60	74.00	-3.40	31.40	3	Vertical	35	1.89	-	39.20
AV	2.4854G	53.61	54.00	-0.39	31.40	3	Vertical	35	1.89	-	22.21

802.11g_Nss1,(6Mbps)_2TX

30/08/2019

2457MHz_TX



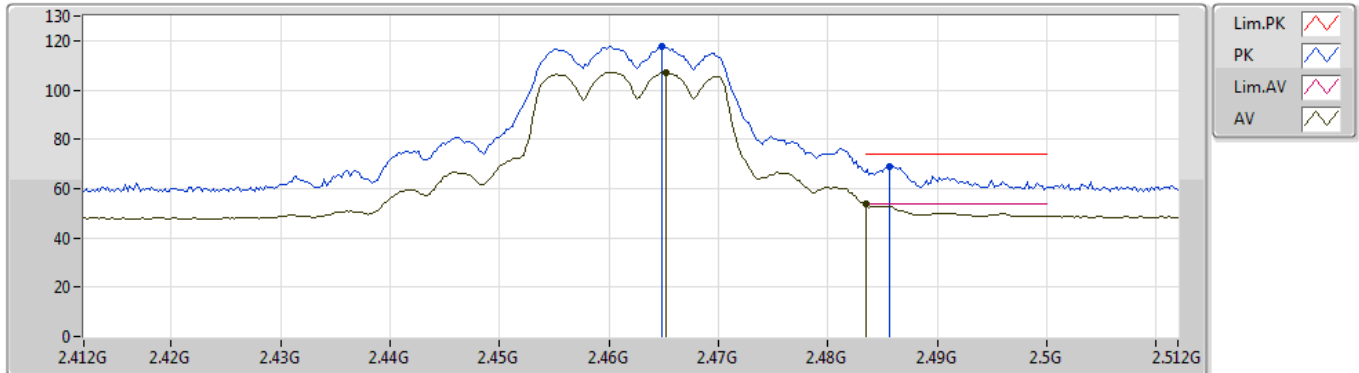
EUT Y_2TX ANT(Port 7&8)
 Setting 21
 02-G-3
 FSU(100015)

Type	Freq (Hz)	Level (dBuV/m)	Limit (dBuV/m)	Margin (dB)	Factor (dB)	Dist (m)	Condition	Azimuth (°)	Height (m)	Comment	Raw (dBuV)
PK	2.3694G	58.62	74.00	-15.38	31.15	3	Horizontal	283	1.50	-	27.47
AV	2.3878G	46.40	54.00	-7.60	31.20	3	Horizontal	283	1.50	-	15.20
PK	2.4502G	111.49	Inf	-Inf	31.33	3	Horizontal	283	1.50	-	80.16
AV	2.455G	100.88	Inf	-Inf	31.34	3	Horizontal	283	1.50	-	69.54
PK	2.4846G	62.73	74.00	-11.27	31.40	3	Horizontal	283	1.50	-	31.33
AV	2.4854G	49.11	54.00	-4.89	31.40	3	Horizontal	283	1.50	-	17.71

802.11g_Nss1,(6Mbps)_2TX

30/08/2019

2462MHz_TX



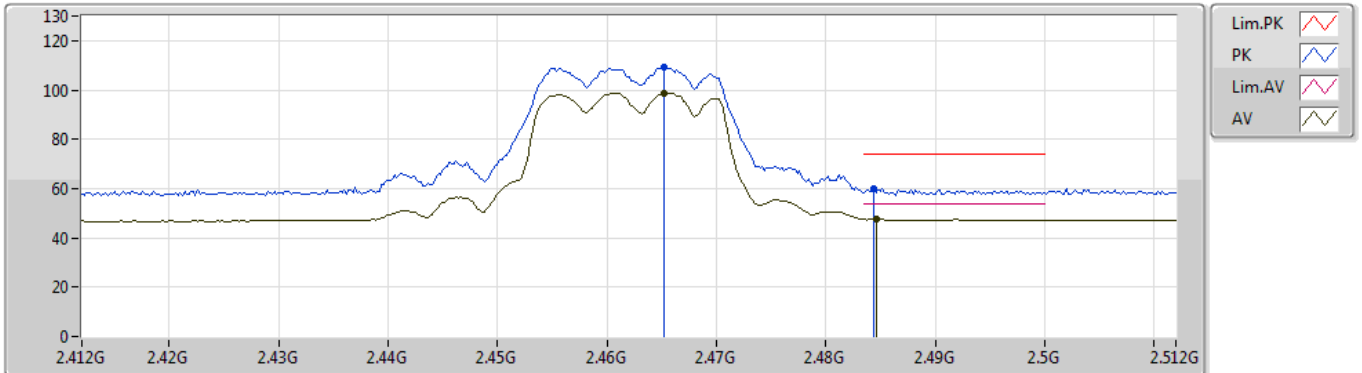
EUT Y_2TX ANT(Port 7&8)
 Setting 19.5
 02-G-3
 FSU(100015)

Type	Freq (Hz)	Level (dBuV/m)	Limit (dBuV/m)	Margin (dB)	Factor (dB)	Dist (m)	Condition	Azimuth (°)	Height (m)	Comment	Raw (dBuV)
PK	2.4648G	117.50	Inf	-Inf	31.36	3	Vertical	29	1.77	-	86.14
AV	2.4652G	107.19	Inf	-Inf	31.36	3	Vertical	29	1.77	-	75.83
PK	2.4856G	69.05	74.00	-4.95	31.40	3	Vertical	29	1.77	-	37.65
AV	2.4835G	53.60	54.00	-0.40	31.39	3	Vertical	29	1.77	-	22.21

802.11g_Nss1,(6Mbps)_2TX

30/08/2019

2462MHz_TX



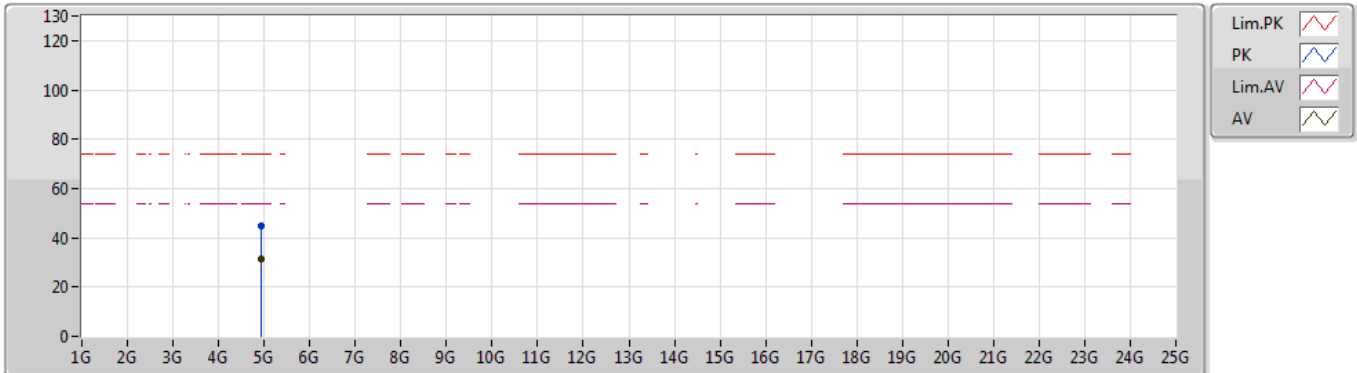
EUT Y_2TX ANT(Port 7&8)
 Setting 19.5
 02-G-3
 FSU(100015)

Type	Freq (Hz)	Level (dBuV/m)	Limit (dBuV/m)	Margin (dB)	Factor (dB)	Dist (m)	Condition	Azimuth (°)	Height (m)	Comment	Raw (dBuV)
PK	2.4652G	109.11	Inf	-Inf	31.36	3	Horizontal	290	2.02	-	77.75
AV	2.4652G	98.82	Inf	-Inf	31.36	3	Horizontal	290	2.02	-	67.46
PK	2.4844G	59.82	74.00	-14.18	31.40	3	Horizontal	290	2.02	-	28.42
AV	2.4846G	47.67	54.00	-6.33	31.40	3	Horizontal	290	2.02	-	16.27

802.11g_Nss1,(6Mbps)_2TX

30/08/2019

2462MHz_TX



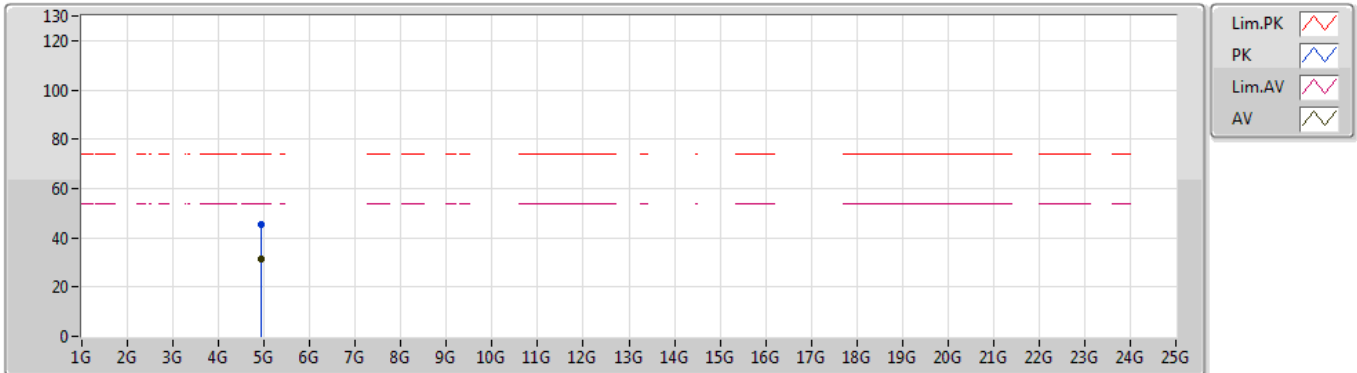
EUT Y_2TX ANT(Port 7&8)
 Setting 19.5
 02-G-3
 FSU(100015)

Type	Freq (Hz)	Level (dBuV/m)	Limit (dBuV/m)	Margin (dB)	Factor (dB)	Dist (m)	Condition	Azimuth (°)	Height (m)	Comment	Raw (dBuV)
PK	4.92776G	44.64	74.00	-29.36	7.42	3	Vertical	193	1.84	-	37.22
AV	4.92832G	31.44	54.00	-22.56	7.42	3	Vertical	193	1.84	-	24.02

802.11g_Nss1,(6Mbps)_2TX

30/08/2019

2462MHz_TX



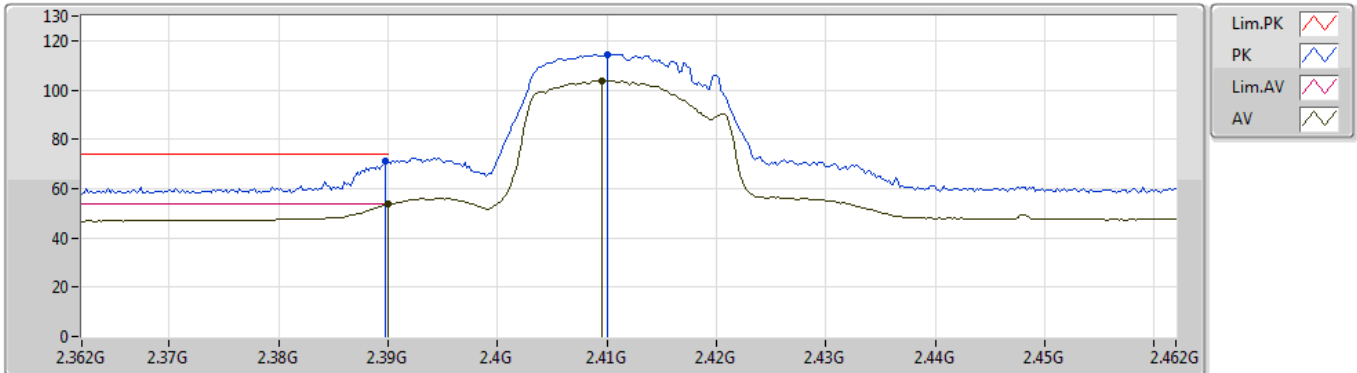
EUT Y_2TX ANT(Port 7&8)
 Setting 19.5
 02-G-3
 FSU(100015)

Type	Freq (Hz)	Level (dBuV/m)	Limit (dBuV/m)	Margin (dB)	Factor (dB)	Dist (m)	Condition	Azimuth (°)	Height (m)	Comment	Raw (dBuV)
PK	4.92226G	45.52	74.00	-28.48	7.39	3	Horizontal	230	1.17	-	38.13
AV	4.92664G	31.53	54.00	-22.47	7.42	3	Horizontal	230	1.17	-	24.11

802.11n HT20_Nss1,(MCS0)_2TX

30/08/2019

2412MHz_TX



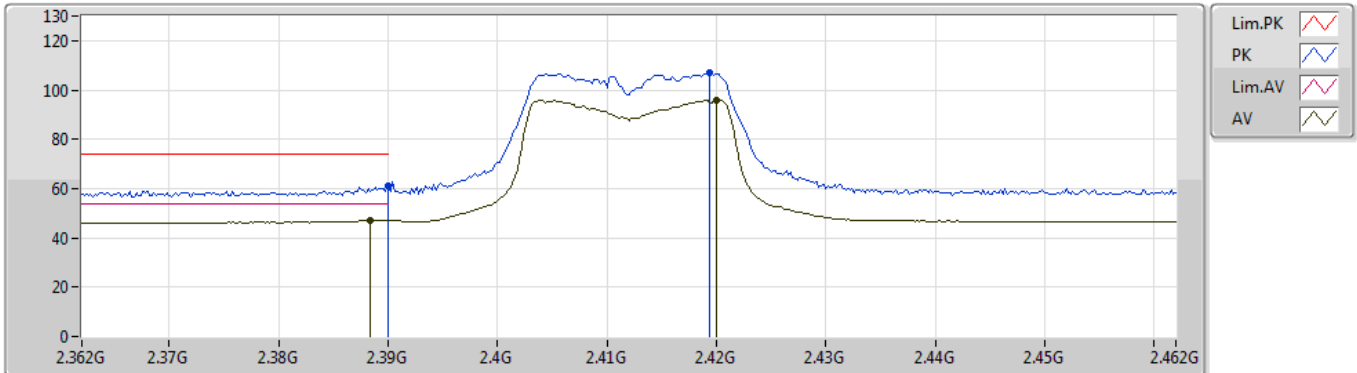
EUT Y_2TX ANT(Port 7&8)
 Setting 17
 02-G-3
 FSU(100015)

Type	Freq (Hz)	Level (dBuV/m)	Limit (dBuV/m)	Margin (dB)	Factor (dB)	Dist (m)	Condition	Azimuth (°)	Height (m)	Comment	Raw (dBuV)
PK	2.3898G	71.00	74.00	-3.00	31.20	3	Vertical	27	1.58	-	39.80
AV	2.39G	53.59	54.00	-0.41	31.20	3	Vertical	27	1.58	-	22.39
PK	2.41G	114.44	Inf	-Inf	31.25	3	Vertical	27	1.58	-	83.19
AV	2.4096G	103.94	Inf	-Inf	31.25	3	Vertical	27	1.58	-	72.69

802.11n HT20_Nss1,(MCS0)_2TX

30/08/2019

2412MHz_TX



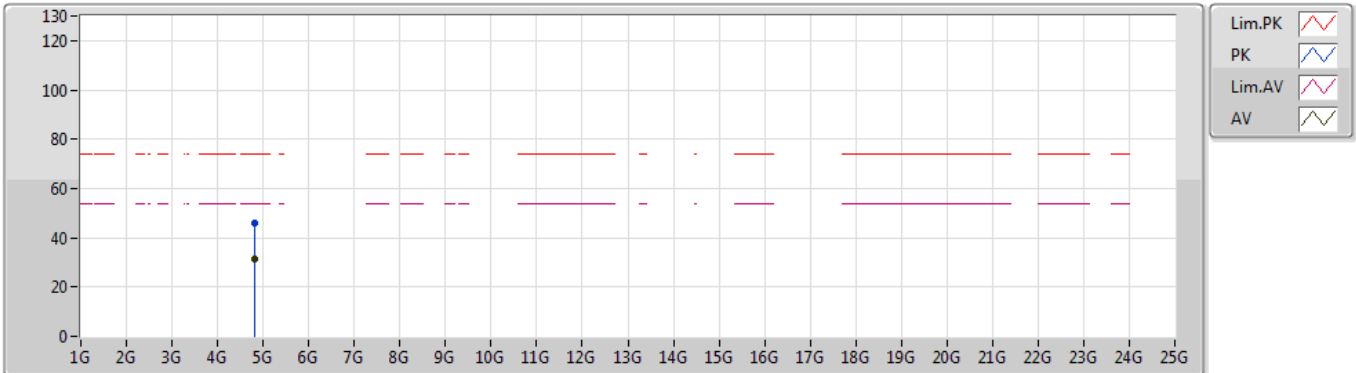
EUT Y_2TX ANT(Port 7&8)
 Setting 17
 02-G-3
 FSU(100015)

Type	Freq (Hz)	Level (dBuV/m)	Limit (dBuV/m)	Margin (dB)	Factor (dB)	Dist (m)	Condition	Azimuth (°)	Height (m)	Comment	Raw (dBuV)
PK	2.39G	60.88	74.00	-13.12	31.20	3	Horizontal	277	2.77	-	29.68
AV	2.3884G	47.09	54.00	-6.91	31.20	3	Horizontal	277	2.77	-	15.89
PK	2.4194G	106.92	Inf	-Inf	31.27	3	Horizontal	277	2.77	-	75.65
AV	2.42G	95.89	Inf	-Inf	31.27	3	Horizontal	277	2.77	-	64.62

802.11n HT20_Nss1,(MCS0)_2TX

30/08/2019

2412MHz_TX



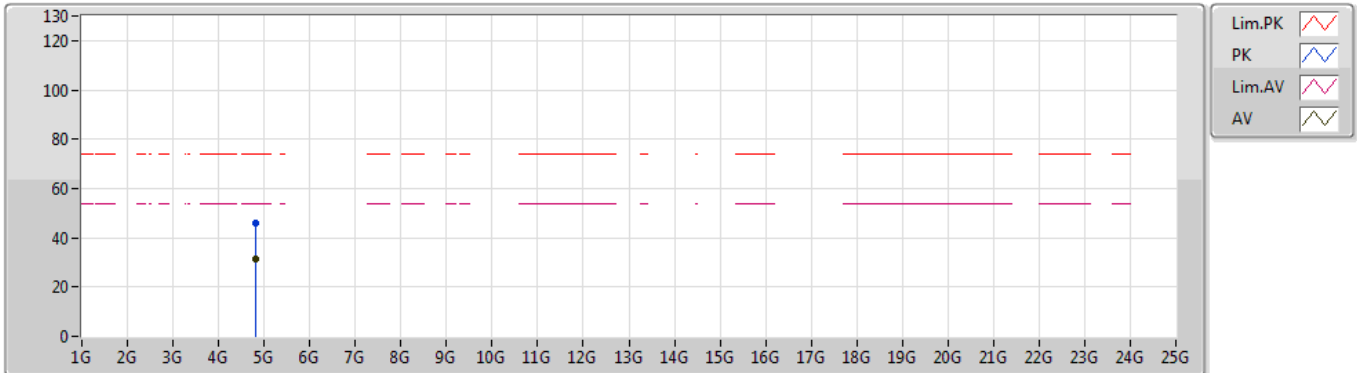
EUT Y_2TX ANT(Port 7&8)
 Setting 17
 02-G-3
 FSU(100015)

Type	Freq (Hz)	Level (dBuV/m)	Limit (dBuV/m)	Margin (dB)	Factor (dB)	Dist (m)	Condition	Azimuth (°)	Height (m)	Comment	Raw (dBuV)
PK	4.8263G	45.67	74.00	-28.33	7.18	3	Vertical	274	1.26	-	38.49
AV	4.8248G	31.16	54.00	-22.84	7.17	3	Vertical	274	1.26	-	23.99

802.11n HT20_Nss1,(MCS0)_2TX

30/08/2019

2412MHz_TX



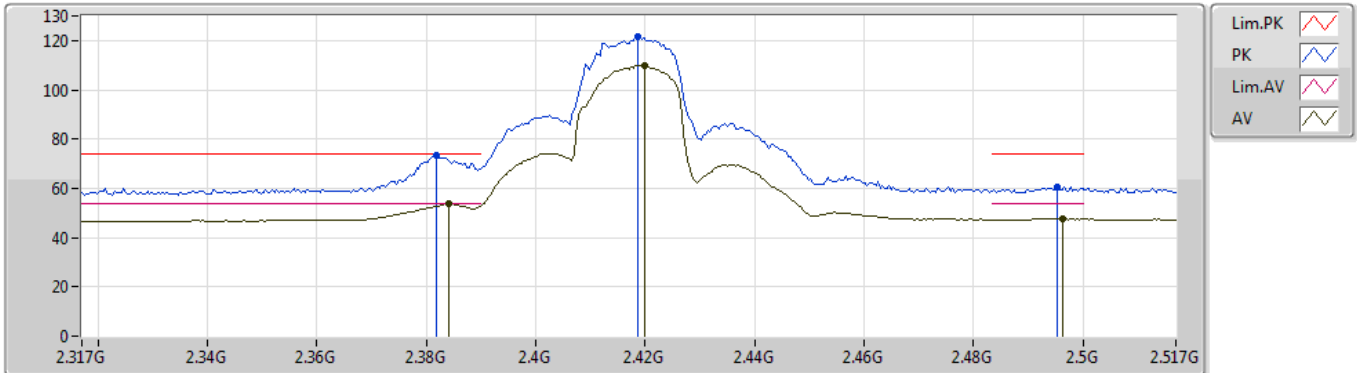
EUT Y_2TX ANT(Port 7&8)
 Setting 17
 02-G-3
 FSU(100015)

Type	Freq (Hz)	Level (dBuV/m)	Limit (dBuV/m)	Margin (dB)	Factor (dB)	Dist (m)	Condition	Azimuth (°)	Height (m)	Comment	Raw (dBuV)
PK	4.82676G	45.69	74.00	-28.31	7.18	3	Horizontal	309	2.11	-	38.51
AV	4.82552G	31.14	54.00	-22.86	7.18	3	Horizontal	309	2.11	-	23.96

802.11n HT20_Nss1,(MCS0)_2TX

30/08/2019

2417MHz_TX



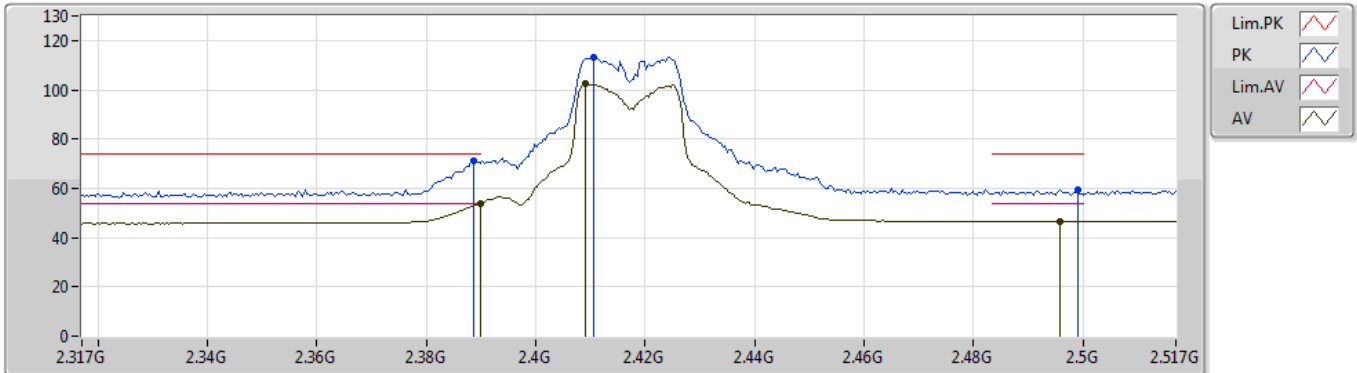
EUT Y_2TX ANT(Port 7&8)
 Setting 23
 02-G-3
 FSU(100015)

Type	Freq (Hz)	Level (dBuV/m)	Limit (dBuV/m)	Margin (dB)	Factor (dB)	Dist (m)	Condition	Azimuth (°)	Height (m)	Comment	Raw (dBuV)
PK	2.3818G	73.62	74.00	-0.38	31.19	3	Vertical	10	1.87	-	42.43
AV	2.3842G	53.70	54.00	-0.30	31.19	3	Vertical	10	1.87	-	22.51
PK	2.4186G	121.75	Inf	-Inf	31.27	3	Vertical	10	1.87	-	90.48
AV	2.4198G	109.89	Inf	-Inf	31.27	3	Vertical	10	1.87	-	78.62
PK	2.4954G	60.61	74.00	-13.39	31.42	3	Vertical	10	1.87	-	29.19
AV	2.4962G	47.90	54.00	-6.10	31.42	3	Vertical	10	1.87	-	16.48

802.11n HT20_Nss1,(MCS0)_2TX

30/08/2019

2417MHz_TX



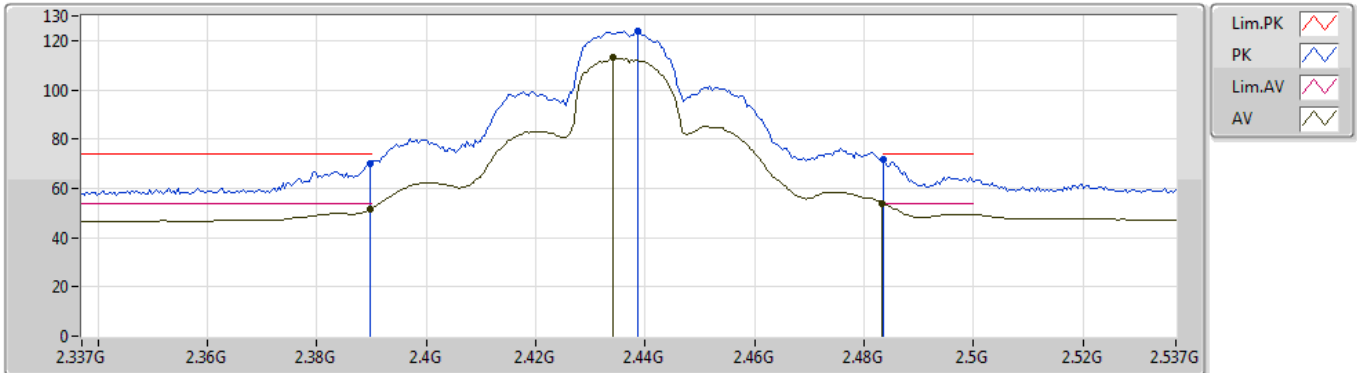
EUT Y_2TX ANT(Port 7&8)
 Setting 23
 02-G-3
 FSU(100015)

Type	Freq (Hz)	Level (dBuV/m)	Limit (dBuV/m)	Margin (dB)	Factor (dB)	Dist (m)	Condition	Azimuth (°)	Height (m)	Comment	Raw (dBuV)
PK	2.3886G	71.28	74.00	-2.72	31.20	3	Horizontal	265	2.53	-	40.08
AV	2.3898G	53.79	54.00	-0.21	31.20	3	Horizontal	265	2.53	-	22.59
PK	2.4106G	113.36	Inf	-Inf	31.25	3	Horizontal	265	2.53	-	82.11
AV	2.409G	102.27	Inf	-Inf	31.24	3	Horizontal	265	2.53	-	71.03
PK	2.499G	59.55	74.00	-14.45	31.43	3	Horizontal	265	2.53	-	28.12
AV	2.4958G	46.74	54.00	-7.26	31.42	3	Horizontal	265	2.53	-	15.32

802.11n HT20_Nss1,(MCS0)_2TX

30/08/2019

2437MHz_TX



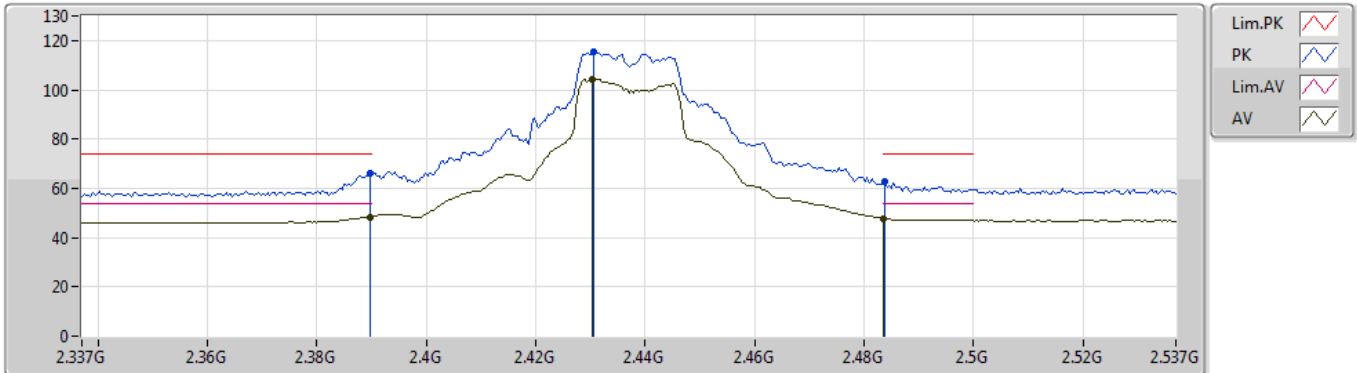
EUT Y_2TX ANT(Port 7&8)
 Setting 25.5
 02-G-3
 FSU(100015)

Type	Freq (Hz)	Level (dBuV/m)	Limit (dBuV/m)	Margin (dB)	Factor (dB)	Dist (m)	Condition	Azimuth (°)	Height (m)	Comment	Raw (dBuV)
PK	2.3898G	69.92	74.00	-4.08	31.20	3	Vertical	336	2.69	-	38.72
AV	2.3898G	51.44	54.00	-2.56	31.20	3	Vertical	336	2.69	-	20.24
PK	2.4386G	123.69	Inf	-Inf	31.31	3	Vertical	336	2.69	-	92.38
AV	2.4342G	112.91	Inf	-Inf	31.29	3	Vertical	336	2.69	-	81.62
PK	2.4835G	71.70	74.00	-2.30	31.39	3	Vertical	336	2.69	-	40.31
AV	2.4834G	53.86	54.00	-0.14	31.39	3	Vertical	336	2.69	-	22.47

802.11n HT20_Nss1,(MCS0)_2TX

30/08/2019

2437MHz_TX



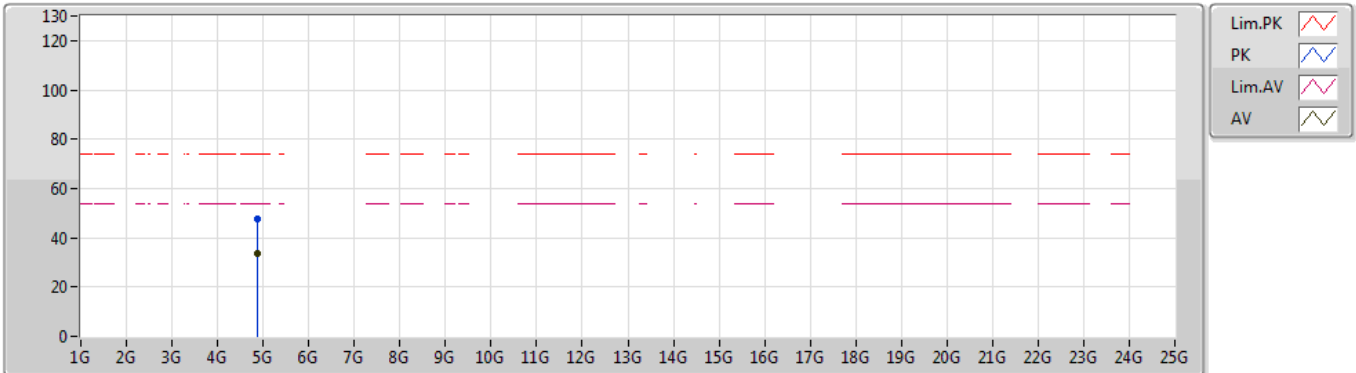
EUT Y_2TX ANT(Port 7&8)
 Setting 25.5
 02-G-3
 FSU(100015)

Type	Freq (Hz)	Level (dBuV/m)	Limit (dBuV/m)	Margin (dB)	Factor (dB)	Dist (m)	Condition	Azimuth (°)	Height (m)	Comment	Raw (dBuV)
PK	2.3898G	66.14	74.00	-7.86	31.20	3	Horizontal	283	2.72	-	34.94
AV	2.3898G	48.43	54.00	-5.57	31.20	3	Horizontal	283	2.72	-	17.23
PK	2.4306G	115.68	Inf	-Inf	31.29	3	Horizontal	283	2.72	-	84.39
AV	2.4302G	104.23	Inf	-Inf	31.29	3	Horizontal	283	2.72	-	72.94
PK	2.4838G	62.64	74.00	-11.36	31.39	3	Horizontal	283	2.72	-	31.25
AV	2.4835G	47.71	54.00	-6.29	31.39	3	Horizontal	283	2.72	-	16.32

802.11n HT20_Nss1,(MCS0)_2TX

30/08/2019

2437MHz_TX



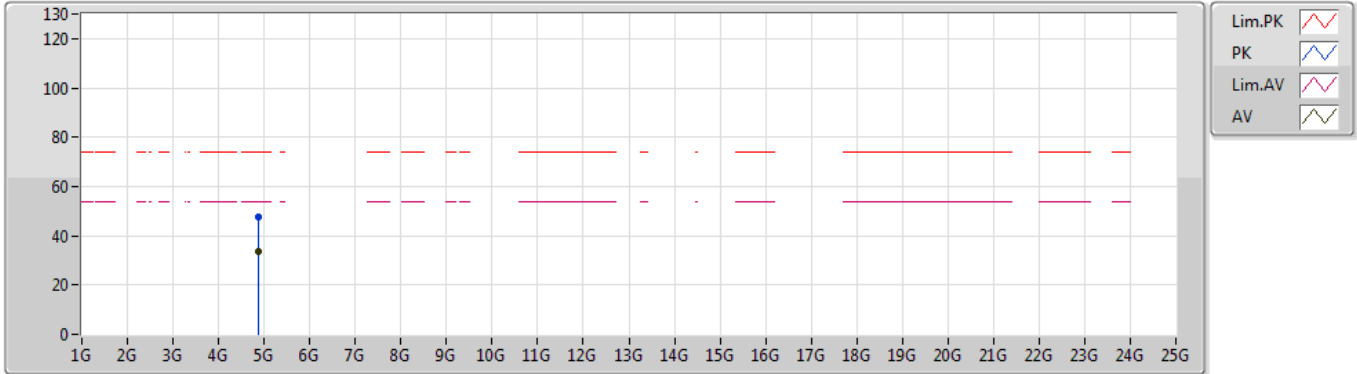
EUT Y_2TX ANT(Port 7&8)
 Setting 25.5
 02-G-3
 FSU(100015)

Type	Freq (Hz)	Level (dBuV/m)	Limit (dBuV/m)	Margin (dB)	Factor (dB)	Dist (m)	Condition	Azimuth (°)	Height (m)	Comment	Raw (dBuV)
PK	4.878G	47.37	74.00	-26.63	7.30	3	Vertical	317	1.19	-	40.07
AV	4.87652G	33.42	54.00	-20.58	7.30	3	Vertical	317	1.19	-	26.12

802.11n HT20_Nss1,(MCS0)_2TX

30/08/2019

2437MHz_TX



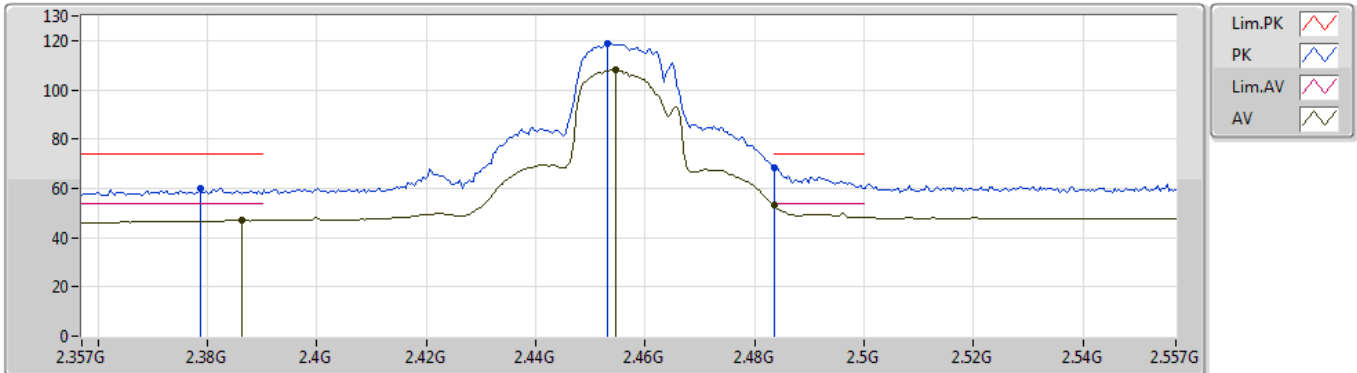
EUT Y_2TX ANT(Port 7&8)
 Setting 25.5
 02-G-3
 FSU(100015)

Type	Freq (Hz)	Level (dBuV/m)	Limit (dBuV/m)	Margin (dB)	Factor (dB)	Dist (m)	Condition	Azimuth (°)	Height (m)	Comment	Raw (dBuV)
PK	4.87756G	47.77	74.00	-26.23	7.30	3	Horizontal	340	1.76	-	40.47
AV	4.8776G	33.42	54.00	-20.58	7.30	3	Horizontal	340	1.76	-	26.12

802.11n HT20_Nss1,(MCS0)_2TX

30/08/2019

2457MHz_TX



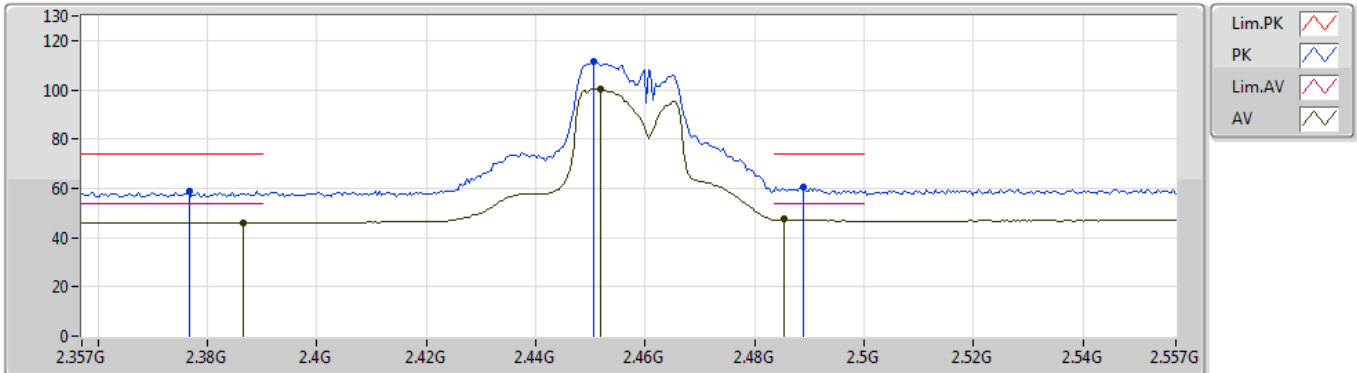
EUT Y_2TX ANT(Port 7&8)
 Setting 21
 02-G-3
 FSU(100015)

Type	Freq (Hz)	Level (dBuV/m)	Limit (dBuV/m)	Margin (dB)	Factor (dB)	Dist (m)	Condition	Azimuth (°)	Height (m)	Comment	Raw (dBuV)
PK	2.3786G	60.00	74.00	-14.00	31.18	3	Vertical	27	1.50	-	28.82
AV	2.3862G	46.95	54.00	-7.05	31.20	3	Vertical	27	1.50	-	15.75
PK	2.453G	118.63	Inf	-Inf	31.33	3	Vertical	27	1.50	-	87.30
AV	2.4546G	108.07	Inf	-Inf	31.34	3	Vertical	27	1.50	-	76.73
PK	2.4835G	68.57	74.00	-5.43	31.39	3	Vertical	27	1.50	-	37.18
AV	2.4835G	53.13	54.00	-0.87	31.39	3	Vertical	27	1.50	-	21.74

802.11n HT20_Nss1,(MCS0)_2TX

30/08/2019

2457MHz_TX



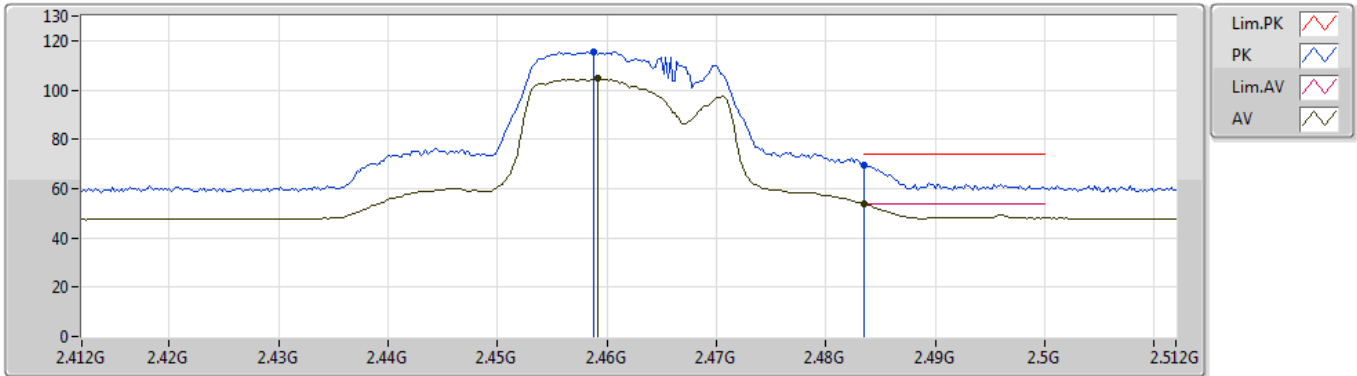
EUT Y_2TX ANT(Port 7&8)
 Setting 21
 02-G-3
 FSU(100015)

Type	Freq (Hz)	Level (dBuV/m)	Limit (dBuV/m)	Margin (dB)	Factor (dB)	Dist (m)	Condition	Azimuth (°)	Height (m)	Comment	Raw (dBuV)
PK	2.3766G	59.06	74.00	-14.94	31.17	3	Horizontal	278	1.50	-	27.89
AV	2.3866G	46.03	54.00	-7.97	31.20	3	Horizontal	278	1.50	-	14.83
PK	2.4506G	111.37	Inf	-Inf	31.33	3	Horizontal	278	1.50	-	80.04
AV	2.4518G	100.24	Inf	-Inf	31.33	3	Horizontal	278	1.50	-	68.91
PK	2.489G	60.46	74.00	-13.54	31.41	3	Horizontal	278	1.50	-	29.05
AV	2.4854G	47.37	54.00	-6.63	31.40	3	Horizontal	278	1.50	-	15.97

802.11n HT20_Nss1,(MCS0)_2TX

30/08/2019

2462MHz_TX



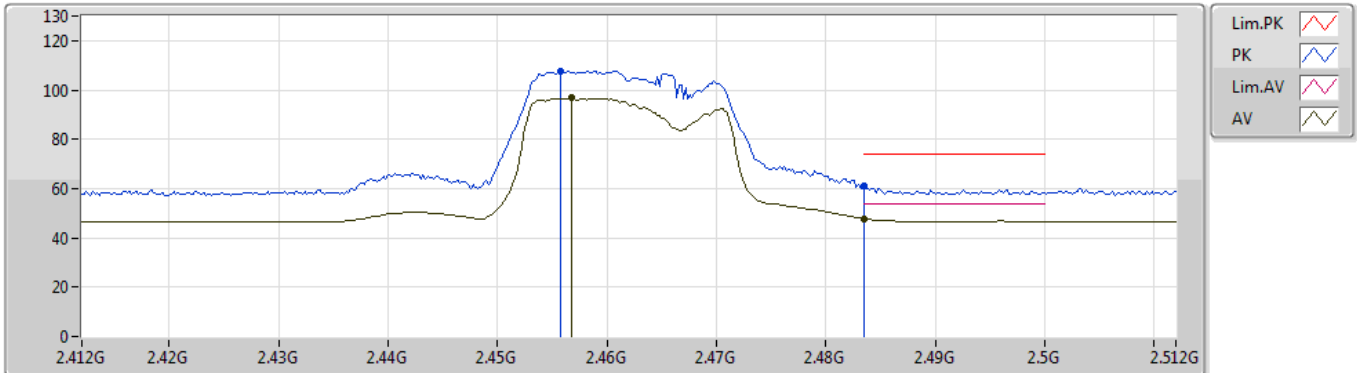
EUT Y_2TX ANT(Port 7&8)
 Setting 17.5
 02-G-3
 FSU(100015)

Type	Freq (Hz)	Level (dBuV/m)	Limit (dBuV/m)	Margin (dB)	Factor (dB)	Dist (m)	Condition	Azimuth (°)	Height (m)	Comment	Raw (dBuV)
PK	2.4588G	115.49	Inf	-Inf	31.34	3	Vertical	27	1.50	-	84.15
AV	2.4592G	104.60	Inf	-Inf	31.34	3	Vertical	27	1.50	-	73.26
PK	2.4835G	69.69	74.00	-4.31	31.39	3	Vertical	27	1.50	-	38.30
AV	2.4835G	53.78	54.00	-0.22	31.39	3	Vertical	27	1.50	-	22.39

802.11n HT20_Nss1,(MCS0)_2TX

30/08/2019

2462MHz_TX



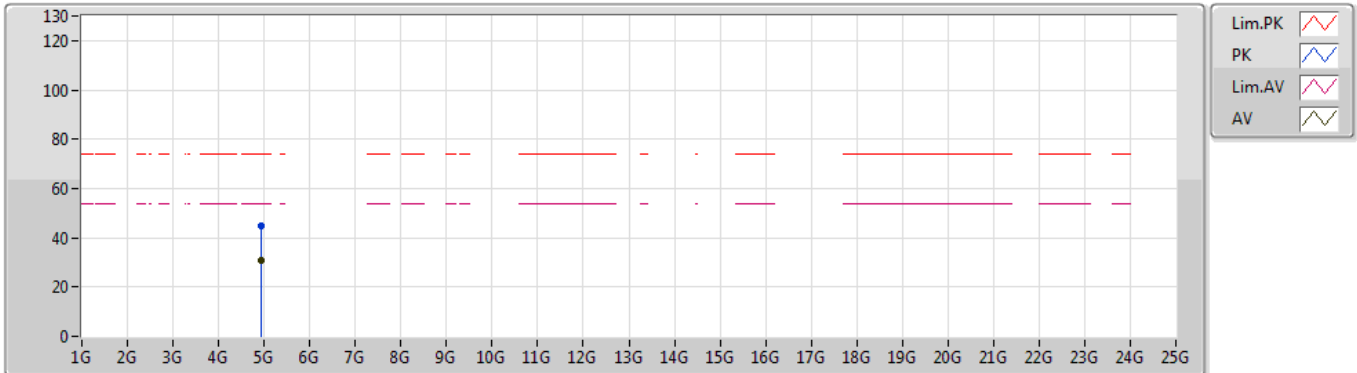
EUT Y_2TX ANT(Port 7&8)
 Setting 17.5
 02-G-3
 FSU(100015)

Type	Freq (Hz)	Level (dBuV/m)	Limit (dBuV/m)	Margin (dB)	Factor (dB)	Dist (m)	Condition	Azimuth (°)	Height (m)	Comment	Raw (dBuV)
PK	2.4558G	107.86	Inf	-Inf	31.34	3	Horizontal	287	2.02	-	76.52
AV	2.4568G	96.73	Inf	-Inf	31.34	3	Horizontal	287	2.02	-	65.39
PK	2.4835G	60.90	74.00	-13.10	31.39	3	Horizontal	287	2.02	-	29.51
AV	2.4835G	47.78	54.00	-6.22	31.39	3	Horizontal	287	2.02	-	16.39

802.11n HT20_Nss1,(MCS0)_2TX

30/08/2019

2462MHz_TX



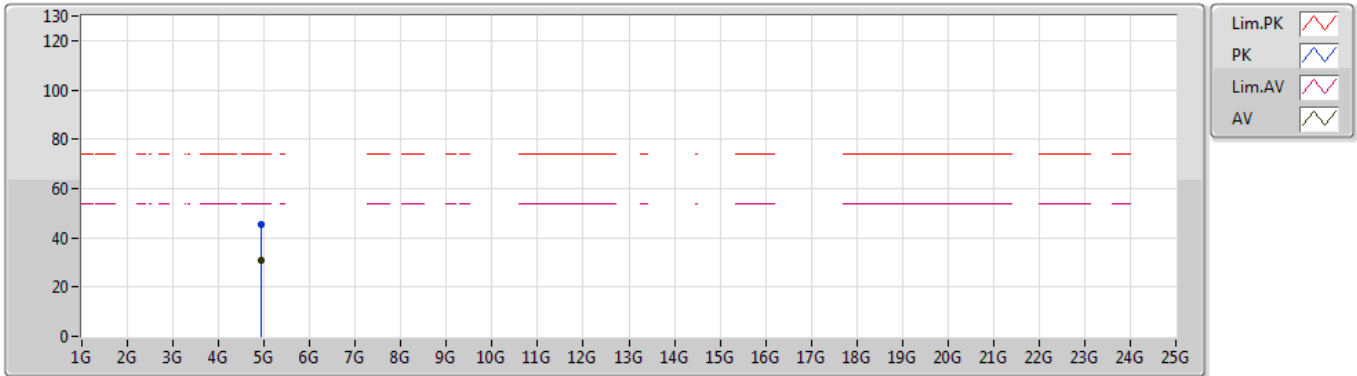
EUT Y_2TX ANT(Port 7&8)
 Setting 17.5
 02-G-3
 FSU(100015)

Type	Freq (Hz)	Level (dBuV/m)	Limit (dBuV/m)	Margin (dB)	Factor (dB)	Dist (m)	Condition	Azimuth (°)	Height (m)	Comment	Raw (dBuV)
PK	4.92504G	44.71	74.00	-29.29	7.42	3	Vertical	36	1.35	-	37.29
AV	4.9256G	30.65	54.00	-23.35	7.42	3	Vertical	36	1.35	-	23.23

802.11n HT20_Nss1,(MCS0)_2TX

30/08/2019

2462MHz_TX



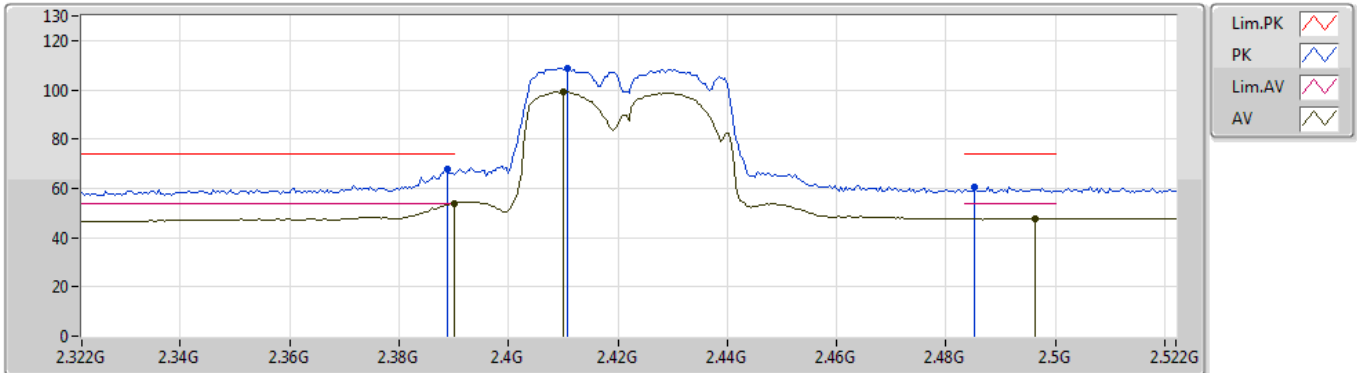
EUT Y_2TX ANT(Port 7&8)
 Setting 17.5
 02-G-3
 FSU(100015)

Type	Freq (Hz)	Level (dBuV/m)	Limit (dBuV/m)	Margin (dB)	Factor (dB)	Dist (m)	Condition	Azimuth (°)	Height (m)	Comment	Raw (dBuV)
PK	4.92558G	45.48	74.00	-28.52	7.42	3	Horizontal	338	2.13	-	38.06
AV	4.92756G	30.61	54.00	-23.39	7.42	3	Horizontal	338	2.13	-	23.19

802.11n HT40_Nss1,(MCS0)_2TX

30/08/2019

2422MHz_TX



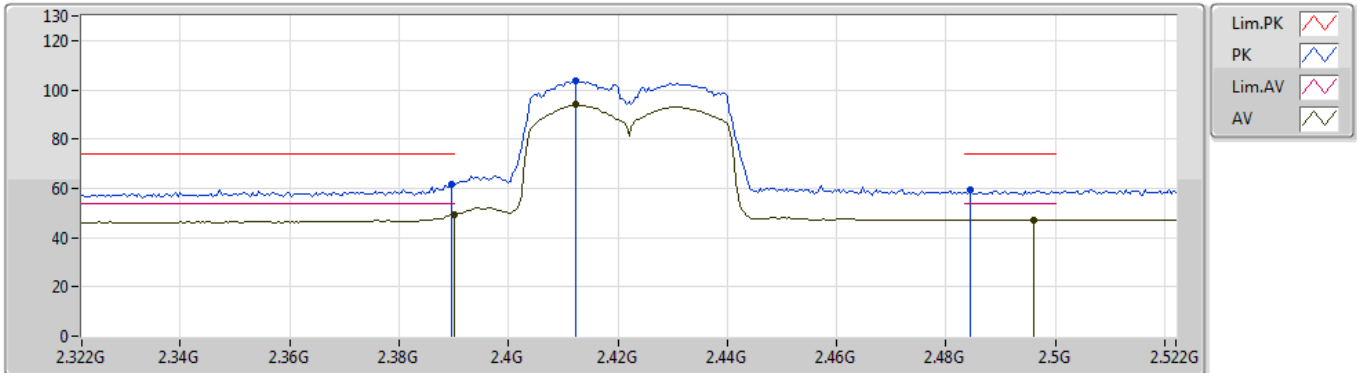
EUT Y_2TX ANT(Port 7&8)
 Setting 15.5
 02-G-3
 FSU(100015)

Type	Freq (Hz)	Level (dBuV/m)	Limit (dBuV/m)	Margin (dB)	Factor (dB)	Dist (m)	Condition	Azimuth (°)	Height (m)	Comment	Raw (dBuV)
PK	2.3888G	67.65	74.00	-6.35	31.20	3	Vertical	8	1.90	-	36.45
AV	2.39G	53.83	54.00	-0.17	31.20	3	Vertical	8	1.90	-	22.63
PK	2.4108G	108.86	Inf	-Inf	31.25	3	Vertical	8	1.90	-	77.61
AV	2.41G	99.17	Inf	-Inf	31.25	3	Vertical	8	1.90	-	67.92
PK	2.4852G	60.75	74.00	-13.25	31.40	3	Vertical	8	1.90	-	29.35
AV	2.4964G	47.90	54.00	-6.10	31.42	3	Vertical	8	1.90	-	16.48

802.11n HT40_Nss1,(MCS0)_2TX

30/08/2019

2422MHz_TX



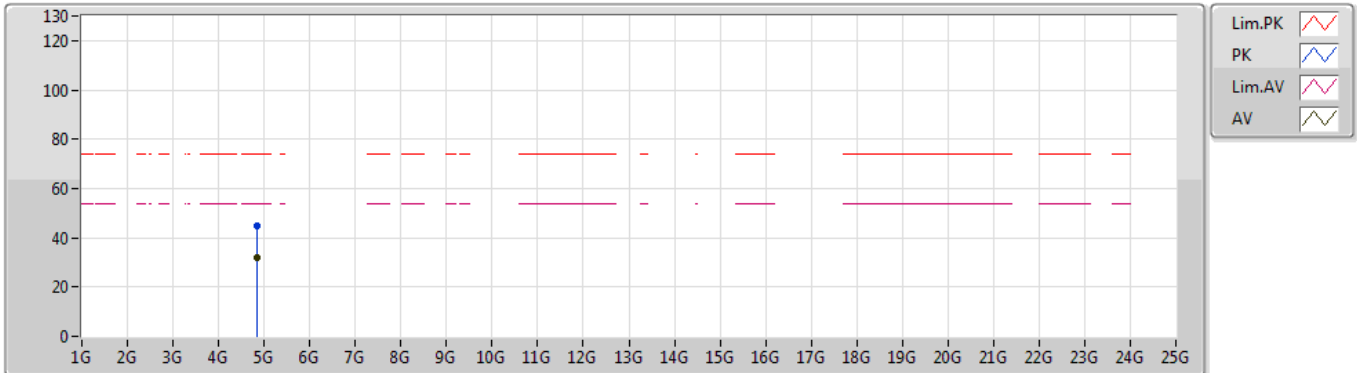
EUT Y_2TX ANT(Port 7&8)
 Setting 15.5
 02-G-3
 FSU(100015)

Type	Freq (Hz)	Level (dBuV/m)	Limit (dBuV/m)	Margin (dB)	Factor (dB)	Dist (m)	Condition	Azimuth (°)	Height (m)	Comment	Raw (dBuV)
PK	2.3896G	61.41	74.00	-12.59	31.20	3	Horizontal	283	2.52	-	30.21
AV	2.39G	49.45	54.00	-4.55	31.20	3	Horizontal	283	2.52	-	18.25
PK	2.4124G	103.40	Inf	-Inf	31.25	3	Horizontal	283	2.52	-	72.15
AV	2.4124G	93.86	Inf	-Inf	31.25	3	Horizontal	283	2.52	-	62.61
PK	2.4844G	59.60	74.00	-14.40	31.40	3	Horizontal	283	2.52	-	28.20
AV	2.496G	47.18	54.00	-6.82	31.42	3	Horizontal	283	2.52	-	15.76

802.11n HT40_Nss1,(MCS0)_2TX

30/08/2019

2422MHz_TX



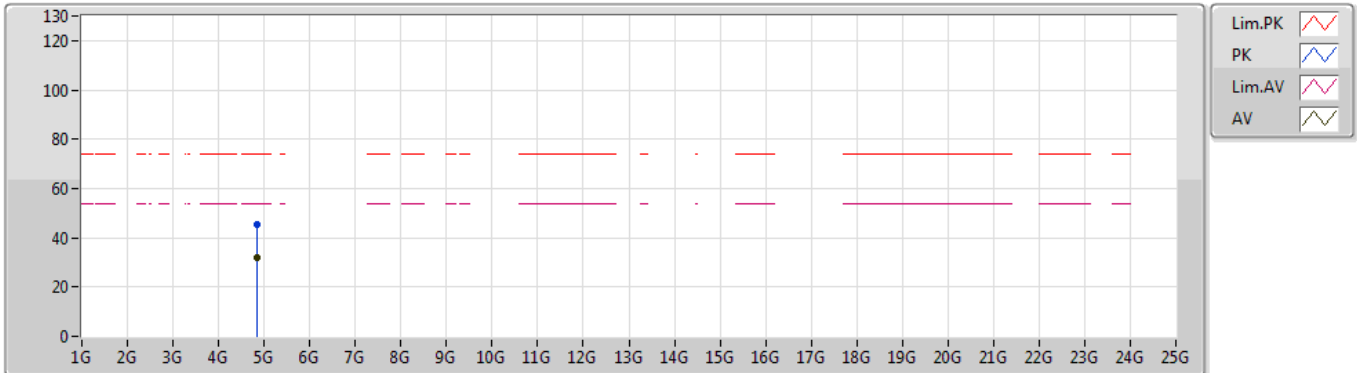
EUT Y_2TX ANT(Port 7&8)
 Setting 15.5
 02-G-3
 FSU(100015)

Type	Freq (Hz)	Level (dBuV/m)	Limit (dBuV/m)	Margin (dB)	Factor (dB)	Dist (m)	Condition	Azimuth (°)	Height (m)	Comment	Raw (dBuV)
PK	4.8436G	45.10	74.00	-28.90	7.21	3	Vertical	243	1.80	-	37.89
AV	4.84428G	31.91	54.00	-22.09	7.21	3	Vertical	243	1.80	-	24.70

802.11n HT40_Nss1,(MCS0)_2TX

30/08/2019

2422MHz_TX



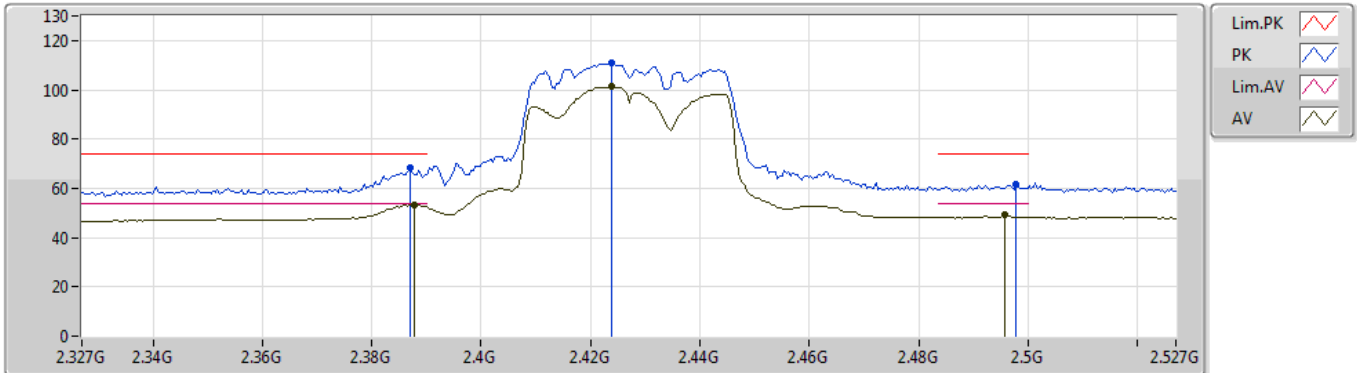
EUT Y_2TX ANT(Port 7&8)
 Setting 15.5
 02-G-3
 FSU(100015)

Type	Freq (Hz)	Level (dBuV/m)	Limit (dBuV/m)	Margin (dB)	Factor (dB)	Dist (m)	Condition	Azimuth (°)	Height (m)	Comment	Raw (dBuV)
PK	4.8412G	45.42	74.00	-28.58	7.21	3	Horizontal	41	1.62	-	38.21
AV	4.84796G	31.72	54.00	-22.28	7.22	3	Horizontal	41	1.62	-	24.50

802.11n HT40_Nss1,(MCS0)_2TX

30/08/2019

2427MHz_TX



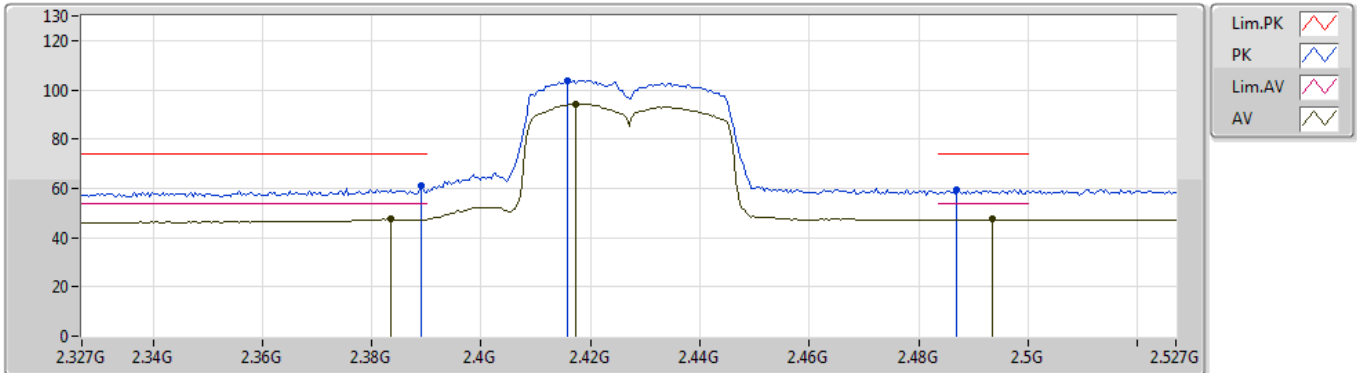
EUT Y_2TX ANT(Port 7&8)
 Setting 16.5
 02-G-3
 FSU(100015)

Type	Freq (Hz)	Level (dBuV/m)	Limit (dBuV/m)	Margin (dB)	Factor (dB)	Dist (m)	Condition	Azimuth (°)	Height (m)	Comment	Raw (dBuV)
PK	2.387G	68.13	74.00	-5.87	31.20	3	Vertical	25	1.50	-	36.93
AV	2.3878G	53.51	54.00	-0.49	31.20	3	Vertical	25	1.50	-	22.31
PK	2.4238G	110.81	Inf	-Inf	31.28	3	Vertical	25	1.50	-	79.53
AV	2.4238G	101.41	Inf	-Inf	31.28	3	Vertical	25	1.50	-	70.13
PK	2.4978G	61.48	74.00	-12.52	31.43	3	Vertical	25	1.50	-	30.05
AV	2.4958G	49.32	54.00	-4.68	31.42	3	Vertical	25	1.50	-	17.90

802.11n HT40_Nss1,(MCS0)_2TX

30/08/2019

2427MHz_TX



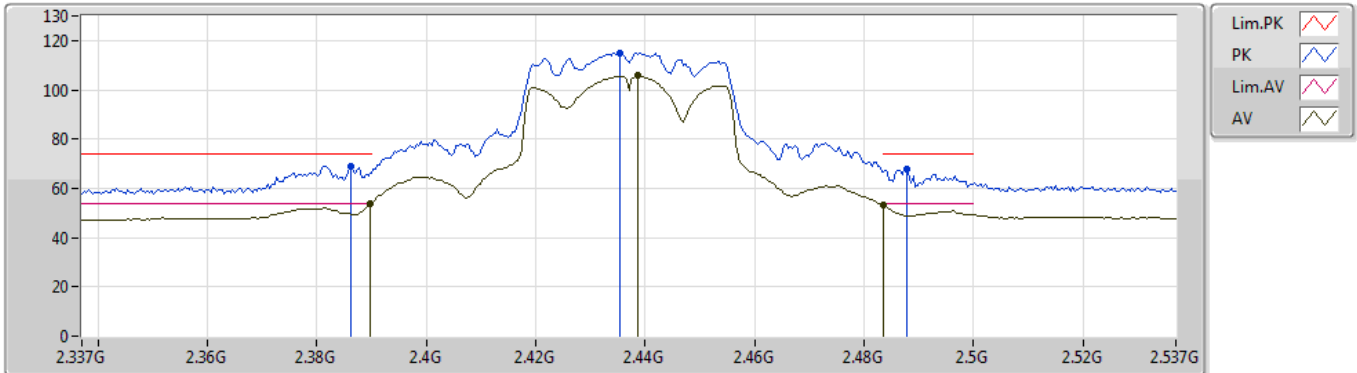
EUT Y_2TX ANT(Port 7&8)
 Setting 16.5
 02-G-3
 FSU(100015)

Type	Freq (Hz)	Level (dBuV/m)	Limit (dBuV/m)	Margin (dB)	Factor (dB)	Dist (m)	Condition	Azimuth (°)	Height (m)	Comment	Raw (dBuV)
PK	2.389G	61.07	74.00	-12.93	31.20	3	Horizontal	286	2.77	-	29.87
AV	2.3834G	47.45	54.00	-6.55	31.19	3	Horizontal	286	2.77	-	16.26
PK	2.4158G	103.92	Inf	-Inf	31.27	3	Horizontal	286	2.77	-	72.65
AV	2.4174G	94.37	Inf	-Inf	31.27	3	Horizontal	286	2.77	-	63.10
PK	2.487G	59.55	74.00	-14.45	31.40	3	Horizontal	286	2.77	-	28.15
AV	2.4934G	47.35	54.00	-6.65	31.42	3	Horizontal	286	2.77	-	15.93

802.11n HT40_Nss1,(MCS0)_2TX

30/08/2019

2437MHz_TX



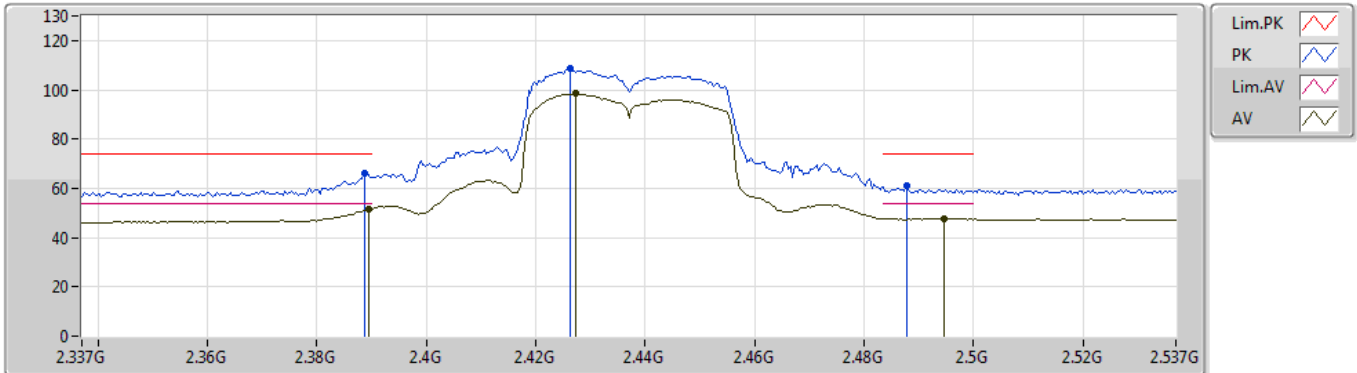
EUT Y_2TX ANT(Port 7&8)
 Setting 21
 02-G-3
 FSU(100015)

Type	Freq (Hz)	Level (dBuV/m)	Limit (dBuV/m)	Margin (dB)	Factor (dB)	Dist (m)	Condition	Azimuth (°)	Height (m)	Comment	Raw (dBuV)
PK	2.3862G	68.91	74.00	-5.09	31.20	3	Vertical	5	2.09	-	37.71
AV	2.3898G	53.59	54.00	-0.41	31.20	3	Vertical	5	2.09	-	22.39
PK	2.4354G	114.88	Inf	-Inf	31.30	3	Vertical	5	2.09	-	83.58
AV	2.4386G	105.66	Inf	-Inf	31.31	3	Vertical	5	2.09	-	74.35
PK	2.4878G	67.78	74.00	-6.22	31.41	3	Vertical	5	2.09	-	36.37
AV	2.4835G	53.06	54.00	-0.94	31.39	3	Vertical	5	2.09	-	21.67

802.11n HT40_Nss1,(MCS0)_2TX

30/08/2019

2437MHz_TX



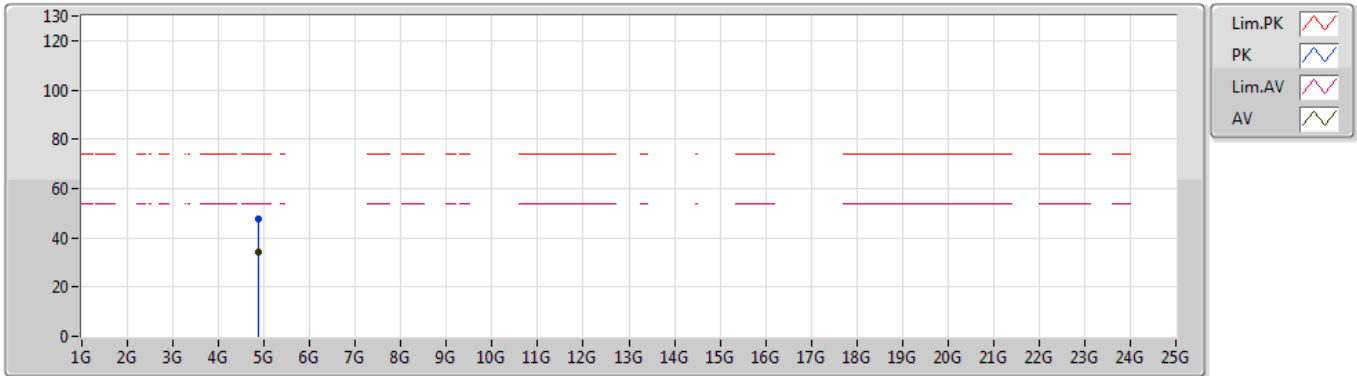
EUT Y_2TX ANT(Port 7&8)
 Setting 21
 02-G-3
 FSU(100015)

Type	Freq (Hz)	Level (dBuV/m)	Limit (dBuV/m)	Margin (dB)	Factor (dB)	Dist (m)	Condition	Azimuth (°)	Height (m)	Comment	Raw (dBuV)
PK	2.3886G	66.29	74.00	-7.71	31.20	3	Horizontal	289	2.50	-	35.09
AV	2.3894G	51.43	54.00	-2.57	31.20	3	Horizontal	289	2.50	-	20.23
PK	2.4262G	108.71	Inf	-Inf	31.28	3	Horizontal	289	2.50	-	77.43
AV	2.4274G	98.37	Inf	-Inf	31.28	3	Horizontal	289	2.50	-	67.09
PK	2.4878G	60.84	74.00	-13.16	31.41	3	Horizontal	289	2.50	-	29.43
AV	2.4946G	47.69	54.00	-6.31	31.42	3	Horizontal	289	2.50	-	16.27

802.11n HT40_Nss1,(MCS0)_2TX

30/08/2019

2437MHz_TX



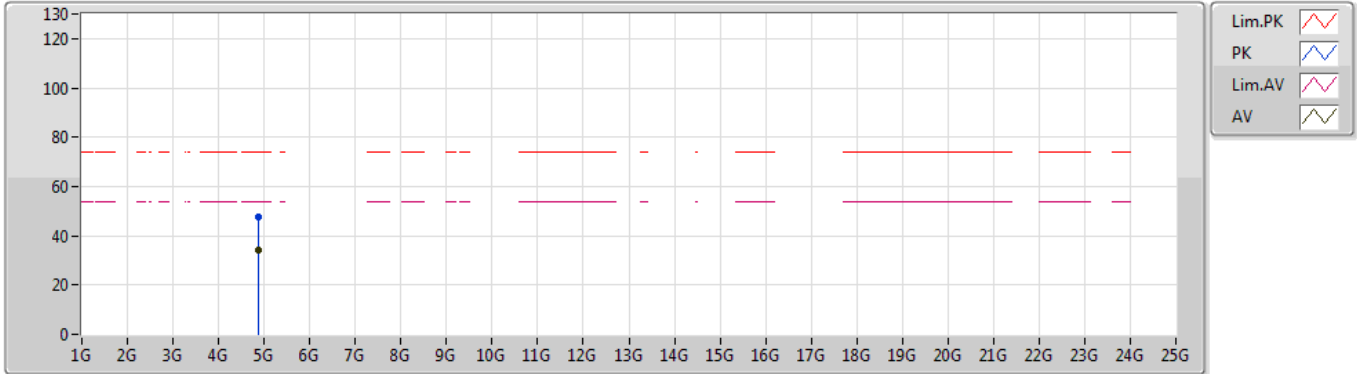
EUT Y_2TX ANT(Port 7&8)
 Setting 21
 02-G-3
 FSU(100015)

Type	Freq (Hz)	Level (dBuV/m)	Limit (dBuV/m)	Margin (dB)	Factor (dB)	Dist (m)	Condition	Azimuth (°)	Height (m)	Comment	Raw (dBuV)
PK	4.87654G	47.84	74.00	-26.16	7.30	3	Vertical	295	2.95	-	40.54
AV	4.87666G	33.94	54.00	-20.06	7.30	3	Vertical	295	2.95	-	26.64

802.11n HT40_Nss1,(MCS0)_2TX

30/08/2019

2437MHz_TX



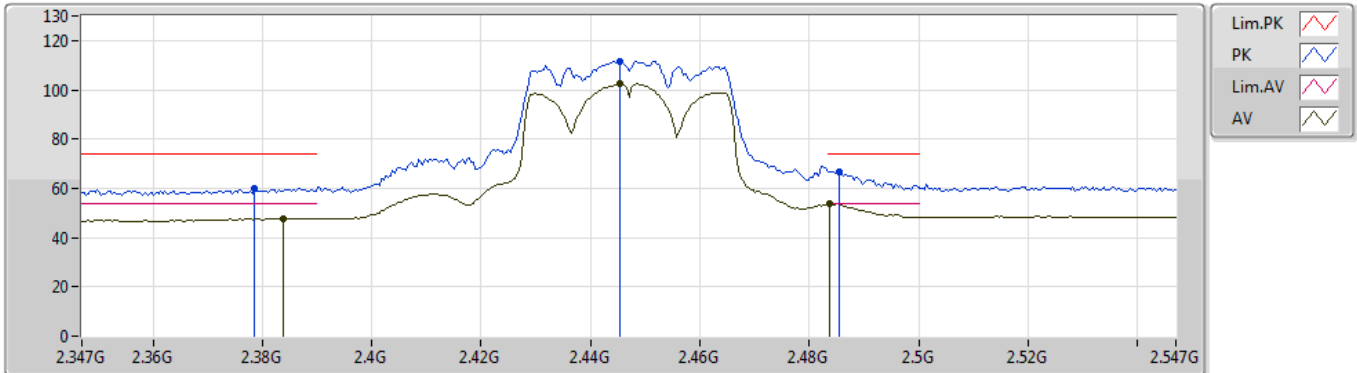
EUT Y_2TX ANT(Port 7&8)
 Setting 21
 02-G-3
 FSU(100015)

Type	Freq (Hz)	Level (dBuV/m)	Limit (dBuV/m)	Margin (dB)	Factor (dB)	Dist (m)	Condition	Azimuth (°)	Height (m)	Comment	Raw (dBuV)
PK	4.87146G	47.83	74.00	-26.17	7.28	3	Horizontal	24	2.96	-	40.55
AV	4.87676G	34.09	54.00	-19.91	7.30	3	Horizontal	24	2.96	-	26.79

802.11n HT40_Nss1,(MCS0)_2TX

30/08/2019

2447MHz_TX



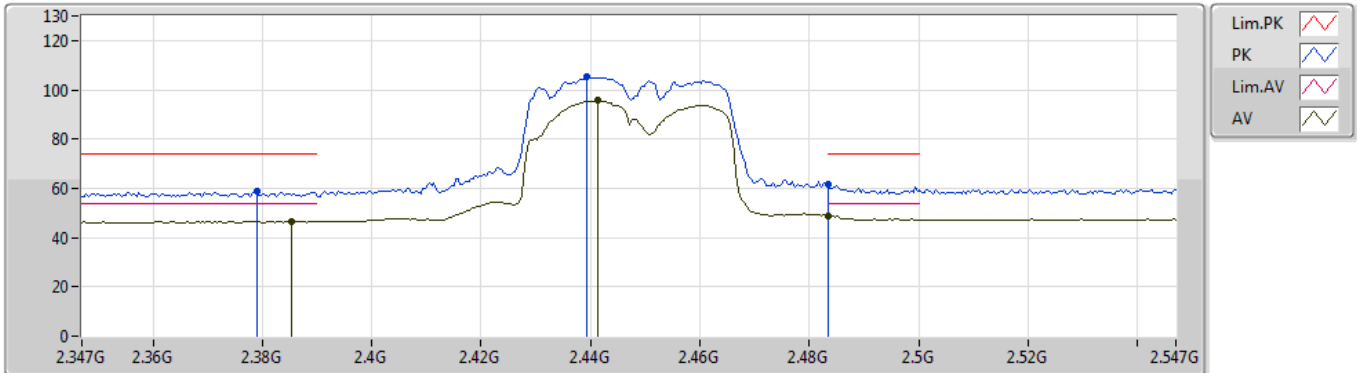
EUT Y_2TX ANT(Port 7&8)
 Setting 17.5
 02-G-3
 FSU(100015)

Type	Freq (Hz)	Level (dBuV/m)	Limit (dBuV/m)	Margin (dB)	Factor (dB)	Dist (m)	Condition	Azimuth (°)	Height (m)	Comment	Raw (dBuV)
PK	2.3786G	60.20	74.00	-13.80	31.18	3	Vertical	18	1.50	-	29.02
AV	2.3838G	47.76	54.00	-6.24	31.19	3	Vertical	18	1.50	-	16.57
PK	2.4454G	111.68	Inf	-Inf	31.32	3	Vertical	18	1.50	-	80.36
AV	2.4454G	102.31	Inf	-Inf	31.32	3	Vertical	18	1.50	-	70.99
PK	2.4854G	66.87	74.00	-7.13	31.40	3	Vertical	18	1.50	-	35.47
AV	2.4838G	53.82	54.00	-0.18	31.39	3	Vertical	18	1.50	-	22.43

802.11n HT40_Nss1,(MCS0)_2TX

30/08/2019

2447MHz_TX



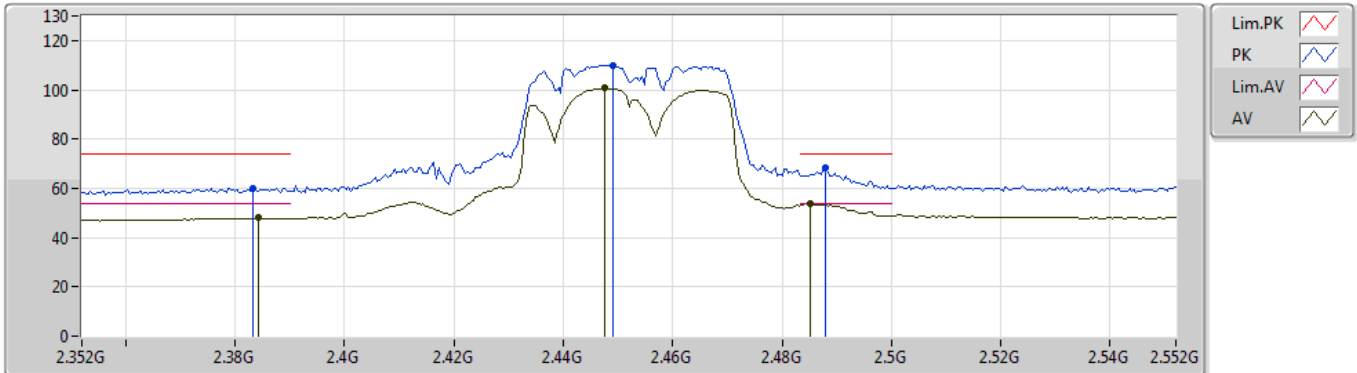
EUT Y_2TX ANT(Port 7&8)
 Setting 17.5
 02-G-3
 FSU(100015)

Type	Freq (Hz)	Level (dBuV/m)	Limit (dBuV/m)	Margin (dB)	Factor (dB)	Dist (m)	Condition	Azimuth (°)	Height (m)	Comment	Raw (dBuV)
PK	2.379G	58.58	74.00	-15.42	31.18	3	Horizontal	285	1.84	-	27.40
AV	2.3854G	46.46	54.00	-7.54	31.19	3	Horizontal	285	1.84	-	15.27
PK	2.4394G	105.22	Inf	-Inf	31.31	3	Horizontal	285	1.84	-	73.91
AV	2.4414G	95.67	Inf	-Inf	31.32	3	Horizontal	285	1.84	-	64.35
PK	2.4835G	61.44	74.00	-12.56	31.39	3	Horizontal	285	1.84	-	30.05
AV	2.4835G	48.74	54.00	-5.26	31.39	3	Horizontal	285	1.84	-	17.35

802.11n HT40_Nss1,(MCS0)_2TX

30/08/2019

2452MHz_TX



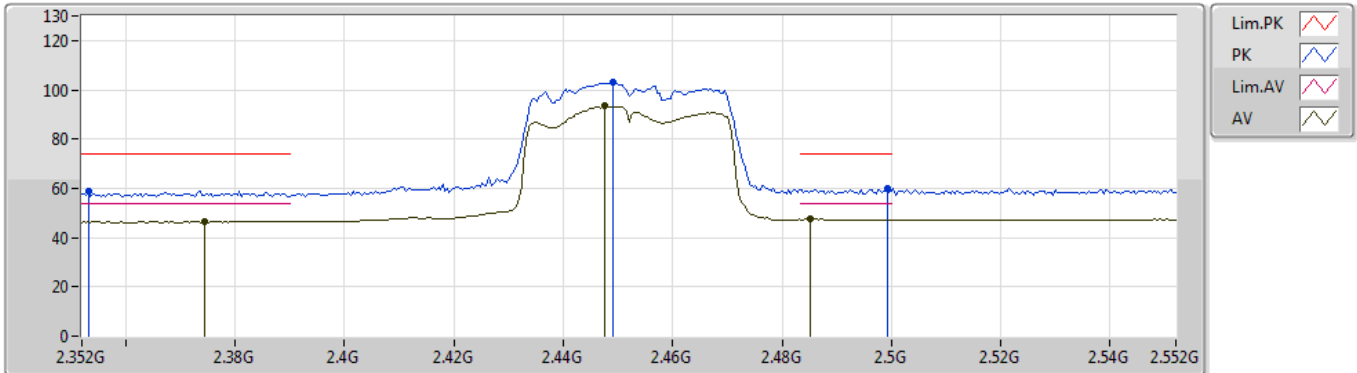
EUT Y_2TX ANT(Port 7&8)
 Setting 16.5
 02-G-3
 FSU(100015)

Type	Freq (Hz)	Level (dBuV/m)	Limit (dBuV/m)	Margin (dB)	Factor (dB)	Dist (m)	Condition	Azimuth (°)	Height (m)	Comment	Raw (dBuV)
PK	2.3832G	60.13	74.00	-13.87	31.19	3	Vertical	28	1.72	-	28.94
AV	2.3844G	48.04	54.00	-5.96	31.19	3	Vertical	28	1.72	-	16.85
PK	2.4492G	109.96	Inf	-Inf	31.33	3	Vertical	28	1.72	-	78.63
AV	2.4476G	100.60	Inf	-Inf	31.33	3	Vertical	28	1.72	-	69.27
PK	2.488G	68.47	74.00	-5.53	31.41	3	Vertical	28	1.72	-	37.06
AV	2.4852G	53.62	54.00	-0.38	31.40	3	Vertical	28	1.72	-	22.22

802.11n HT40_Nss1,(MCS0)_2TX

30/08/2019

2452MHz_TX



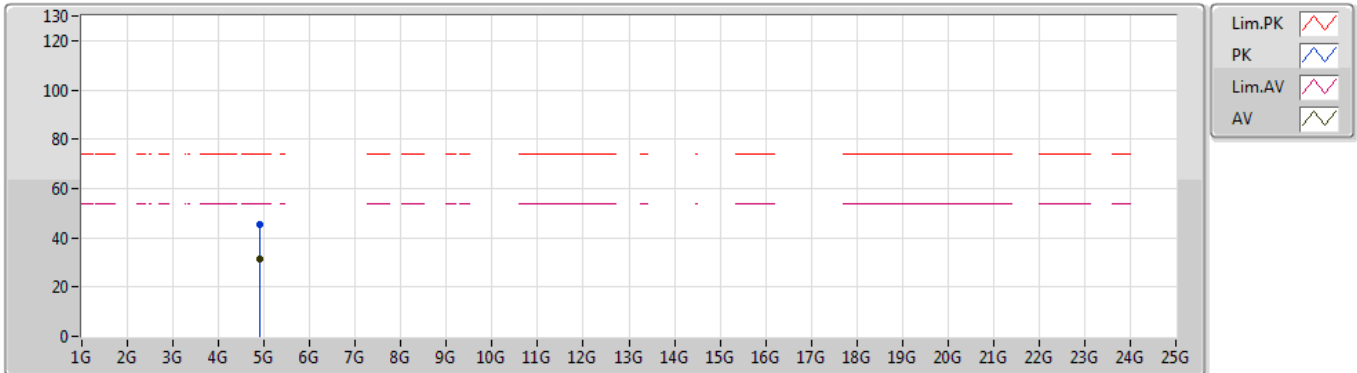
EUT Y_2TX ANT(Port 7&8)
 Setting 16.5
 02-G-3
 FSU(100015)

Type	Freq (Hz)	Level (dBuV/m)	Limit (dBuV/m)	Margin (dB)	Factor (dB)	Dist (m)	Condition	Azimuth (°)	Height (m)	Comment	Raw (dBuV)
PK	2.3532G	58.95	74.00	-15.05	31.12	3	Horizontal	313	2.94	-	27.83
AV	2.3744G	46.50	54.00	-7.50	31.16	3	Horizontal	313	2.94	-	15.34
PK	2.4492G	103.19	Inf	-Inf	31.33	3	Horizontal	313	2.94	-	71.86
AV	2.4476G	93.36	Inf	-Inf	31.33	3	Horizontal	313	2.94	-	62.03
PK	2.4992G	59.70	74.00	-14.30	31.43	3	Horizontal	313	2.94	-	28.27
AV	2.4852G	47.57	54.00	-6.43	31.40	3	Horizontal	313	2.94	-	16.17

802.11n HT40_Nss1,(MCS0)_2TX

30/08/2019

2452MHz_TX



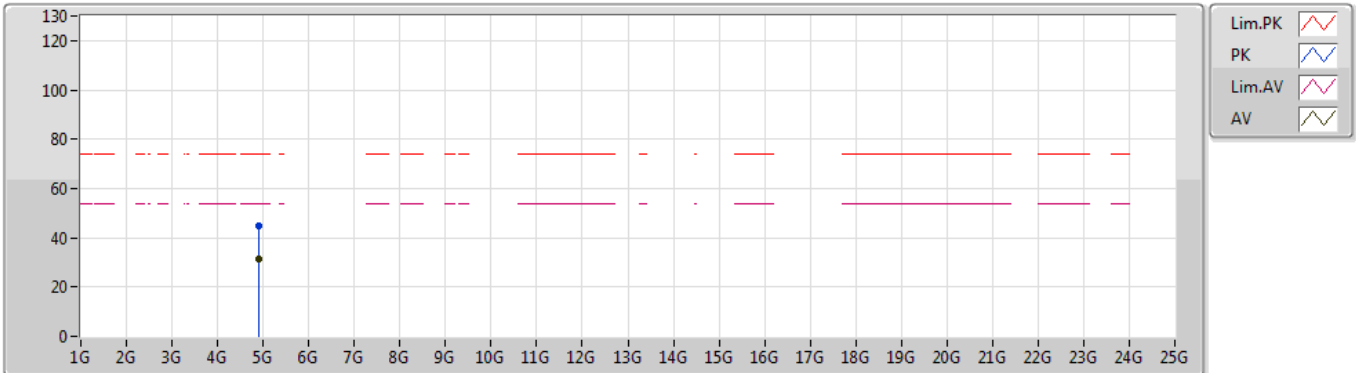
EUT Y_2TX ANT(Port 7&8)
 Setting 16.5
 02-G-3
 FSU(100015)

Type	Freq (Hz)	Level (dBuV/m)	Limit (dBuV/m)	Margin (dB)	Factor (dB)	Dist (m)	Condition	Azimuth (°)	Height (m)	Comment	Raw (dBuV)
PK	4.90318G	45.23	74.00	-28.77	7.36	3	Vertical	96	2.25	-	37.87
AV	4.90326G	31.25	54.00	-22.75	7.36	3	Vertical	96	2.25	-	23.89

802.11n HT40_Nss1,(MCS0)_2TX

30/08/2019

2452MHz_TX



EUT Y_2TX ANT(Port 7&8)
 Setting 16.5
 02-G-3
 FSU(100015)

Type	Freq (Hz)	Level (dBuV/m)	Limit (dBuV/m)	Margin (dB)	Factor (dB)	Dist (m)	Condition	Azimuth (°)	Height (m)	Comment	Raw (dBuV)
PK	4.9022G	44.89	74.00	-29.11	7.35	3	Horizontal	245	1.28	-	37.54
AV	4.90612G	31.27	54.00	-22.73	7.36	3	Horizontal	245	1.28	-	23.91



<Ant. 4> Patch Array Antenna

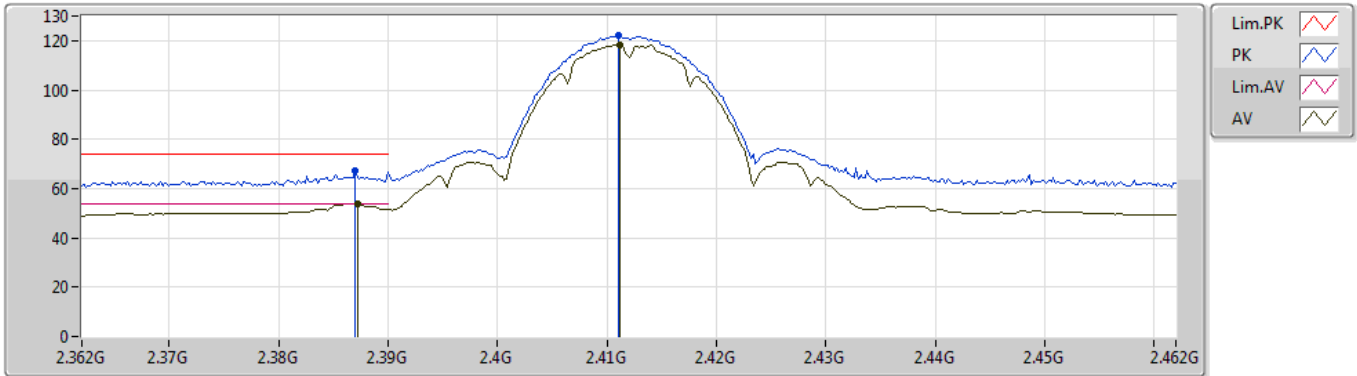
Summary

Mode	Result	Type	Freq (Hz)	Level (dBuV/m)	Limit (dBuV/m)	Margin (dB)	Factor (dB)	Dist (m)	Condition	Azimuth (°)	Height (m)	Comments
2.4-2.4835GHz	-	-	-	-	-	-	-	-	-	-	-	-
802.11n HT40_Nss1,(MCS0)_2TX	Pass	AV	2.39G	53.95	54.00	-0.05	31.20	3	Horizontal	15	1.52	-

802.11b_Nss1,(1Mbps)_2TX

30/08/2019

2412MHz_TX



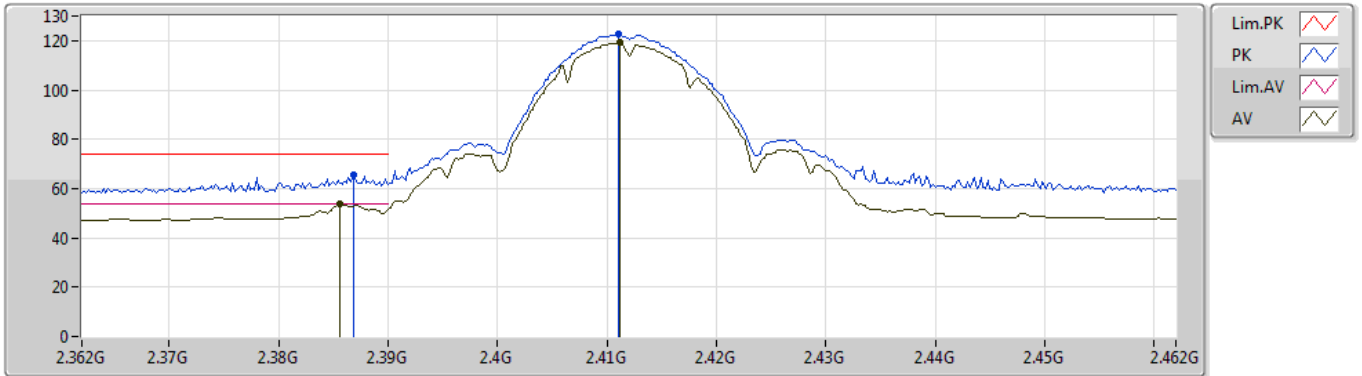
EUT Y_2TX ANT(Port 5&6)
 Setting 24
 02-G-3
 FSU(100015)

Type	Freq (Hz)	Level (dBuV/m)	Limit (dBuV/m)	Margin (dB)	Factor (dB)	Dist (m)	Condition	Azimuth (°)	Height (m)	Comment	Raw (dBuV)
PK	2.387G	66.99	74.00	-7.01	31.20	3	Vertical	9	1.48	-	35.79
AV	2.3872G	53.86	54.00	-0.14	31.20	3	Vertical	9	1.48	-	22.66
PK	2.411G	122.11	Inf	-Inf	31.25	3	Vertical	9	1.48	-	90.86
AV	2.4112G	118.26	Inf	-Inf	31.25	3	Vertical	9	1.48	-	87.01

802.11b_Nss1,(1Mbps)_2TX

30/08/2019

2412MHz_TX



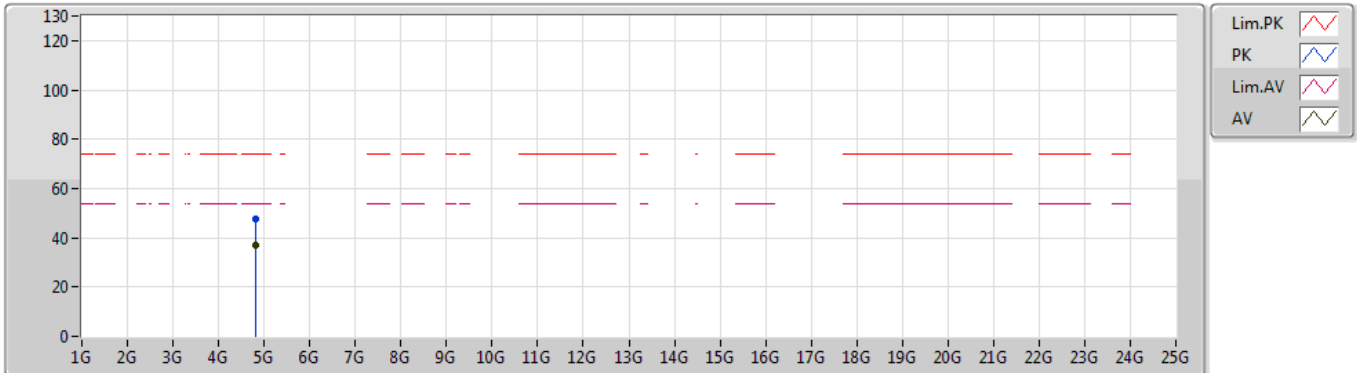
EUT Y_2TX ANT(Port 5&6)
 Setting 24
 02-G-3
 FSU(100015)

Type	Freq (Hz)	Level (dBuV/m)	Limit (dBuV/m)	Margin (dB)	Factor (dB)	Dist (m)	Condition	Azimuth (°)	Height (m)	Comment	Raw (dBuV)
PK	2.3868G	65.62	74.00	-8.38	31.20	3	Horizontal	12	1.43	-	34.42
AV	2.3856G	53.57	54.00	-0.43	31.19	3	Horizontal	12	1.43	-	22.38
PK	2.411G	122.79	Inf	-Inf	31.25	3	Horizontal	12	1.43	-	91.54
AV	2.4112G	119.09	Inf	-Inf	31.25	3	Horizontal	12	1.43	-	87.84

802.11b_Nss1,(1Mbps)_2TX

30/08/2019

2412MHz_TX



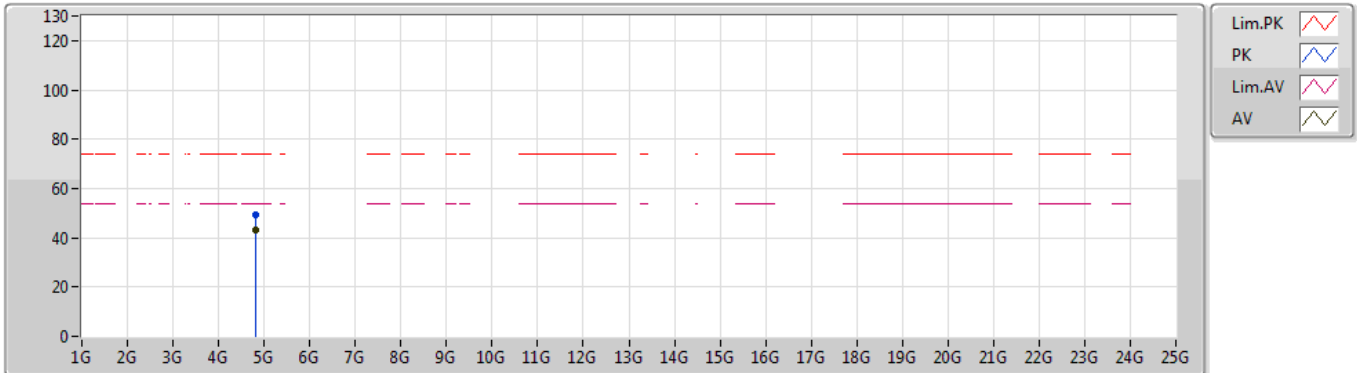
EUT Y_2TX ANT(Port 5&6)
 Setting 24
 02-J-5
 FSU(100015)

Type	Freq (Hz)	Level (dBuV/m)	Limit (dBuV/m)	Margin (dB)	Factor (dB)	Dist (m)	Condition	Azimuth (°)	Height (m)	Comment	Raw (dBuV)
PK	4.82384G	47.72	74.00	-26.28	7.17	3	Vertical	294	1.18	-	40.55
AV	4.82398G	36.90	54.00	-17.10	7.17	3	Vertical	294	1.18	-	29.73

802.11b_Nss1,(1Mbps)_2TX

30/08/2019

2412MHz_TX



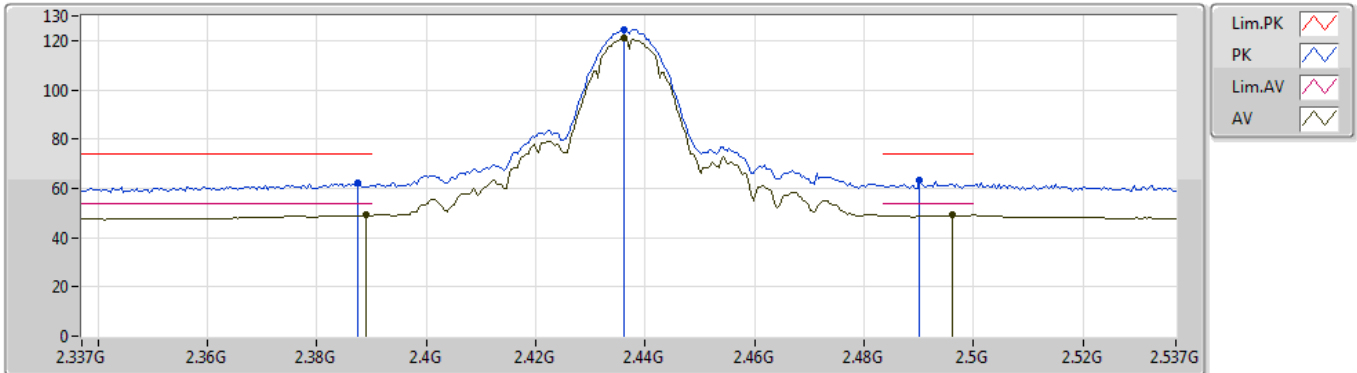
EUT Y_2TX ANT(Port 5&6)
 Setting 24
 02-J-5
 FSU(100015)

Type	Freq (Hz)	Level (dBuV/m)	Limit (dBuV/m)	Margin (dB)	Factor (dB)	Dist (m)	Condition	Azimuth (°)	Height (m)	Comment	Raw (dBuV)
PK	4.82394G	49.45	74.00	-24.55	7.17	3	Horizontal	22	1.74	-	42.28
AV	4.82402G	42.98	54.00	-11.02	7.17	3	Horizontal	22	1.74	-	35.81

802.11b_Nss1,(1Mbps)_2TX

30/08/2019

2437MHz_TX



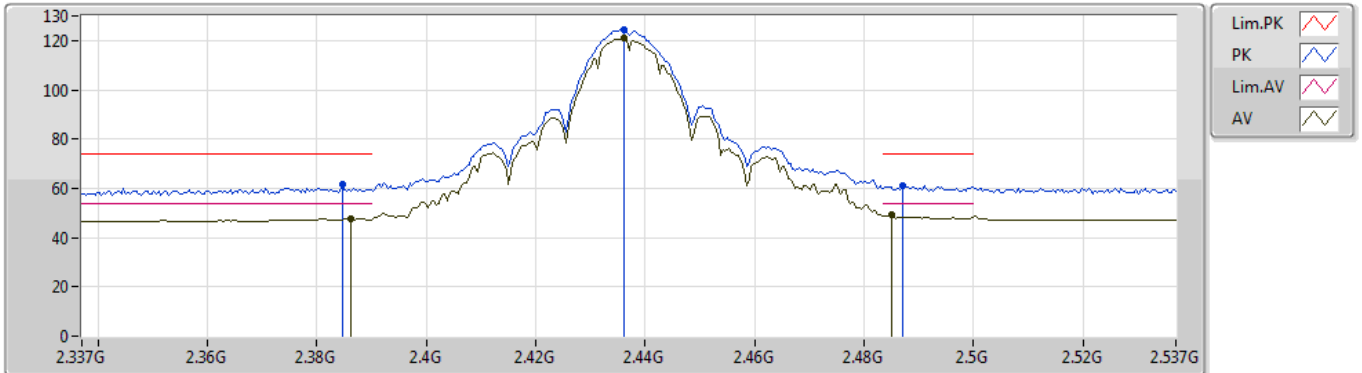
EUT Y_2TX ANT(Port 5&6)
 Setting 26
 02-G-3
 FSU(100015)

Type	Freq (Hz)	Level (dBuV/m)	Limit (dBuV/m)	Margin (dB)	Factor (dB)	Dist (m)	Condition	Azimuth (°)	Height (m)	Comment	Raw (dBuV)
PK	2.3874G	62.04	74.00	-11.96	31.20	3	Vertical	352	1.41	-	30.84
AV	2.389G	49.13	54.00	-4.87	31.20	3	Vertical	352	1.41	-	17.93
PK	2.4362G	124.63	Inf	-Inf	31.30	3	Vertical	352	1.41	-	93.33
AV	2.4362G	120.86	Inf	-Inf	31.30	3	Vertical	352	1.41	-	89.56
PK	2.4902G	63.30	74.00	-10.70	31.41	3	Vertical	352	1.41	-	31.89
AV	2.4962G	49.47	54.00	-4.53	31.42	3	Vertical	352	1.41	-	18.05

802.11b_Nss1,(1Mbps)_2TX

30/08/2019

2437MHz_TX



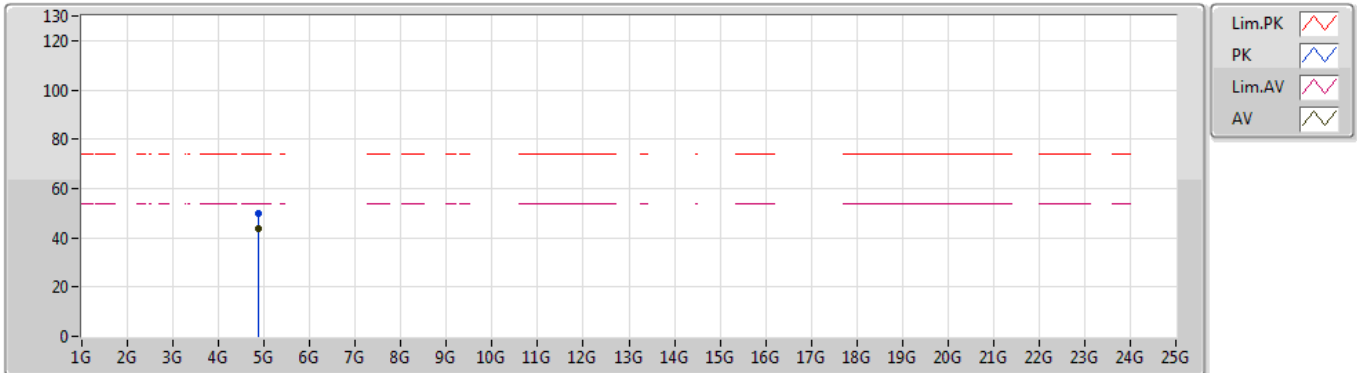
EUT Y_2TX ANT(Port 5&6)
 Setting 26
 02-G-3
 FSU(100015)

Type	Freq (Hz)	Level (dBuV/m)	Limit (dBuV/m)	Margin (dB)	Factor (dB)	Dist (m)	Condition	Azimuth (°)	Height (m)	Comment	Raw (dBuV)
PK	2.3846G	61.79	74.00	-12.21	31.19	3	Horizontal	10	1.50	-	30.60
AV	2.3862G	47.90	54.00	-6.10	31.20	3	Horizontal	10	1.50	-	16.70
PK	2.4362G	124.55	Inf	-Inf	31.30	3	Horizontal	10	1.50	-	93.25
AV	2.4362G	120.82	Inf	-Inf	31.30	3	Horizontal	10	1.50	-	89.52
PK	2.487G	61.14	74.00	-12.86	31.40	3	Horizontal	10	1.50	-	29.74
AV	2.485G	49.19	54.00	-4.81	31.40	3	Horizontal	10	1.50	-	17.79

802.11b_Nss1,(1Mbps)_2TX

30/08/2019

2437MHz_TX



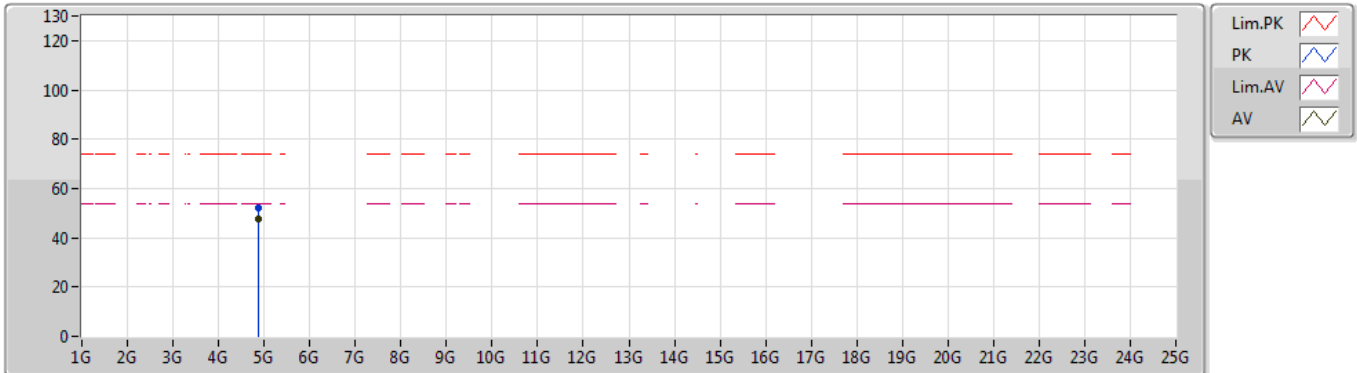
EUT Y_2TX ANT(Port 5&6)
 Setting 26
 02-J-5
 FSU(100015)

Type	Freq (Hz)	Level (dBuV/m)	Limit (dBuV/m)	Margin (dB)	Factor (dB)	Dist (m)	Condition	Azimuth (°)	Height (m)	Comment	Raw (dBuV)
PK	4.8741G	49.61	74.00	-24.39	7.28	3	Vertical	3	2.33	-	42.33
AV	4.87398G	43.50	54.00	-10.50	7.28	3	Vertical	3	2.33	-	36.22

802.11b_Nss1,(1Mbps)_2TX

30/08/2019

2437MHz_TX



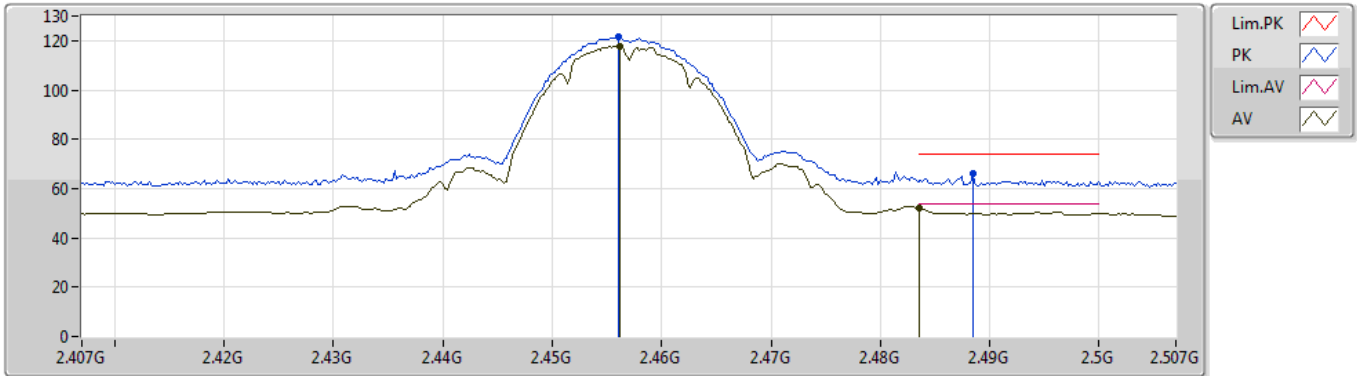
EUT Y_2TX ANT(Port 5&6)
 Setting 26
 02-J-5
 FSU(100015)

Type	Freq (Hz)	Level (dBuV/m)	Limit (dBuV/m)	Margin (dB)	Factor (dB)	Dist (m)	Condition	Azimuth (°)	Height (m)	Comment	Raw (dBuV)
PK	4.87386G	52.19	74.00	-21.81	7.28	3	Horizontal	3	1.67	-	44.91
AV	4.87398G	47.87	54.00	-6.13	7.28	3	Horizontal	3	1.67	-	40.59

802.11b_Nss1,(1Mbps)_2TX

30/08/2019

2457MHz_TX



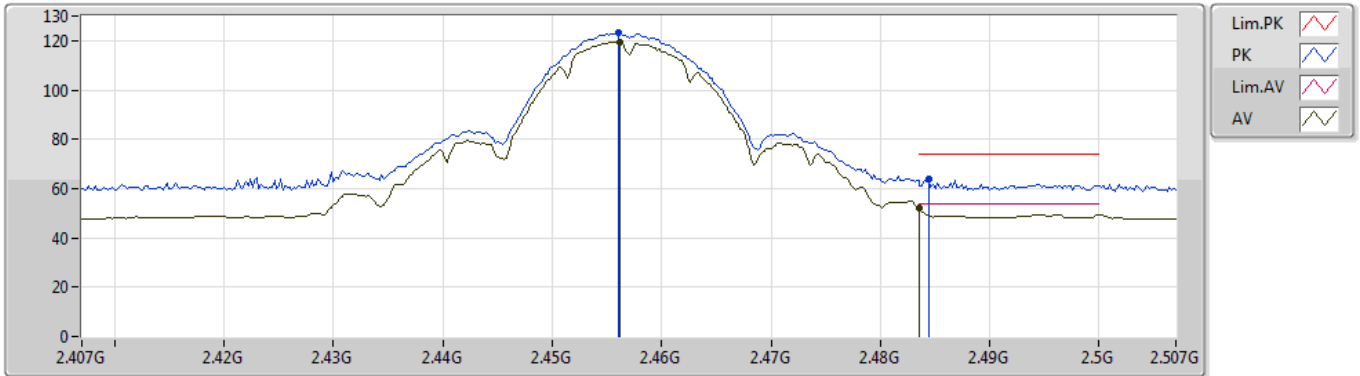
EUT Y_2TX ANT(Port 5&6)
 Setting 24
 02-G-3
 FSU(100015)

Type	Freq (Hz)	Level (dBuV/m)	Limit (dBuV/m)	Margin (dB)	Factor (dB)	Dist (m)	Condition	Azimuth (°)	Height (m)	Comment	Raw (dBuV)
PK	2.456G	121.45	Inf	-Inf	31.34	3	Vertical	6	1.35	-	90.11
AV	2.4562G	117.62	Inf	-Inf	31.34	3	Vertical	6	1.35	-	86.28
PK	2.4884G	66.28	74.00	-7.72	31.41	3	Vertical	6	1.35	-	34.87
AV	2.4835G	51.95	54.00	-2.05	31.39	3	Vertical	6	1.35	-	20.56

802.11b_Nss1,(1Mbps)_2TX

30/08/2019

2457MHz_TX



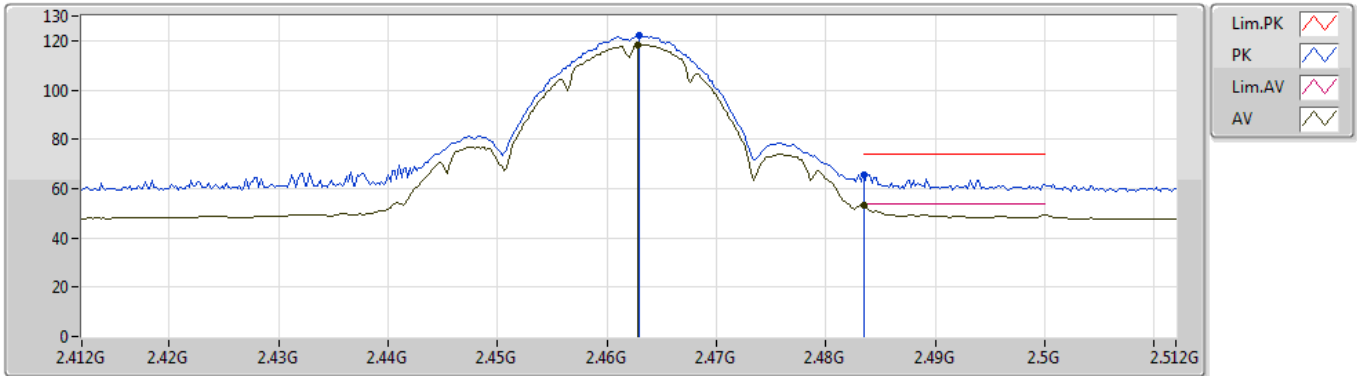
EUT Y_2TX ANT(Port 5&6)
 Setting 24
 02-G-3
 FSU(100015)

Type	Freq (Hz)	Level (dBuV/m)	Limit (dBuV/m)	Margin (dB)	Factor (dB)	Dist (m)	Condition	Azimuth (°)	Height (m)	Comment	Raw (dBuV)
PK	2.456G	123.31	Inf	-Inf	31.34	3	Horizontal	4	1.84	-	91.97
AV	2.4562G	119.58	Inf	-Inf	31.34	3	Horizontal	4	1.84	-	88.24
PK	2.4844G	63.90	74.00	-10.10	31.40	3	Horizontal	4	1.84	-	32.50
AV	2.4835G	51.96	54.00	-2.04	31.39	3	Horizontal	4	1.84	-	20.57

802.11b_Nss1,(1Mbps)_2TX

30/08/2019

2462MHz_TX



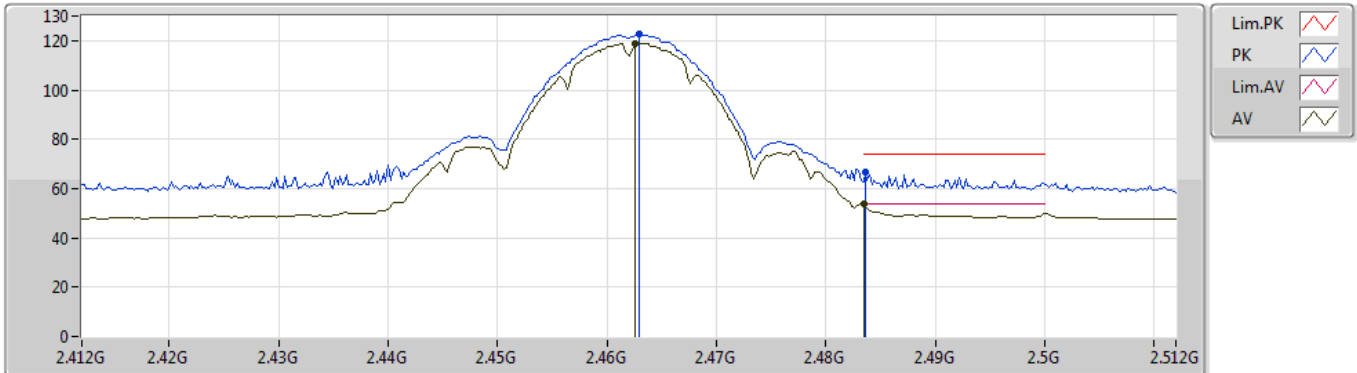
EUT Y_2TX ANT(Port 5&6)
 Setting 22.5
 02-G-3
 FSU(100015)

Type	Freq (Hz)	Level (dBuV/m)	Limit (dBuV/m)	Margin (dB)	Factor (dB)	Dist (m)	Condition	Azimuth (°)	Height (m)	Comment	Raw (dBuV)
PK	2.463G	122.38	Inf	-Inf	31.36	3	Vertical	12	1.63	-	91.02
AV	2.4628G	118.43	Inf	-Inf	31.36	3	Vertical	12	1.63	-	87.07
PK	2.4835G	65.81	74.00	-8.19	31.39	3	Vertical	12	1.63	-	34.42
AV	2.4835G	53.13	54.00	-0.87	31.39	3	Vertical	12	1.63	-	21.74

802.11b_Nss1,(1Mbps)_2TX

30/08/2019

2462MHz_TX



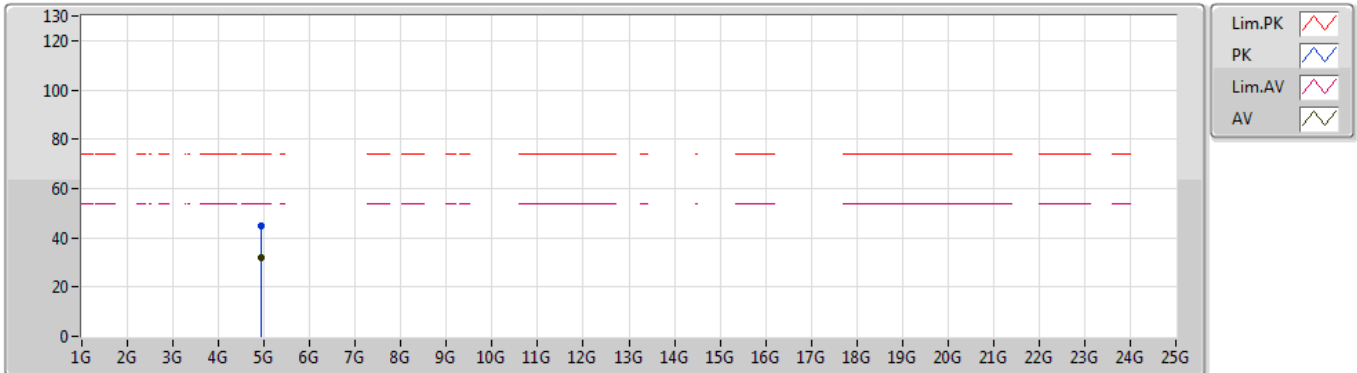
EUT Y_2TX ANT(Port 5&6)
 Setting 22.5
 02-G-3
 FSU(100015)

Type	Freq (Hz)	Level (dBuV/m)	Limit (dBuV/m)	Margin (dB)	Factor (dB)	Dist (m)	Condition	Azimuth (°)	Height (m)	Comment	Raw (dBuV)
PK	2.463G	122.94	Inf	-Inf	31.36	3	Horizontal	7	1.82	-	91.58
AV	2.4626G	118.88	Inf	-Inf	31.36	3	Horizontal	7	1.82	-	87.52
PK	2.4836G	66.90	74.00	-7.10	31.39	3	Horizontal	7	1.82	-	35.51
AV	2.4835G	53.69	54.00	-0.31	31.39	3	Horizontal	7	1.82	-	22.30

802.11b_Nss1,(1Mbps)_2TX

30/08/2019

2462MHz_TX



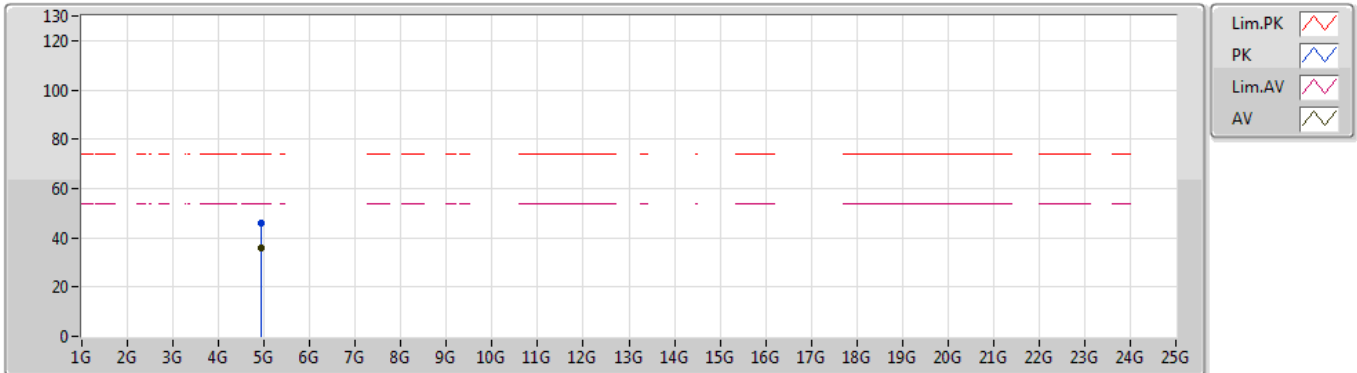
EUT Y_2TX ANT(Port 5&6)
 Setting 22.5
 02-J-5
 FSU(100015)

Type	Freq (Hz)	Level (dBuV/m)	Limit (dBuV/m)	Margin (dB)	Factor (dB)	Dist (m)	Condition	Azimuth (°)	Height (m)	Comment	Raw (dBuV)
PK	4.92594G	44.68	74.00	-29.32	7.42	3	Vertical	209	1.94	-	37.26
AV	4.92402G	32.03	54.00	-21.97	7.40	3	Vertical	209	1.94	-	24.63

802.11b_Nss1,(1Mbps)_2TX

30/08/2019

2462MHz_TX



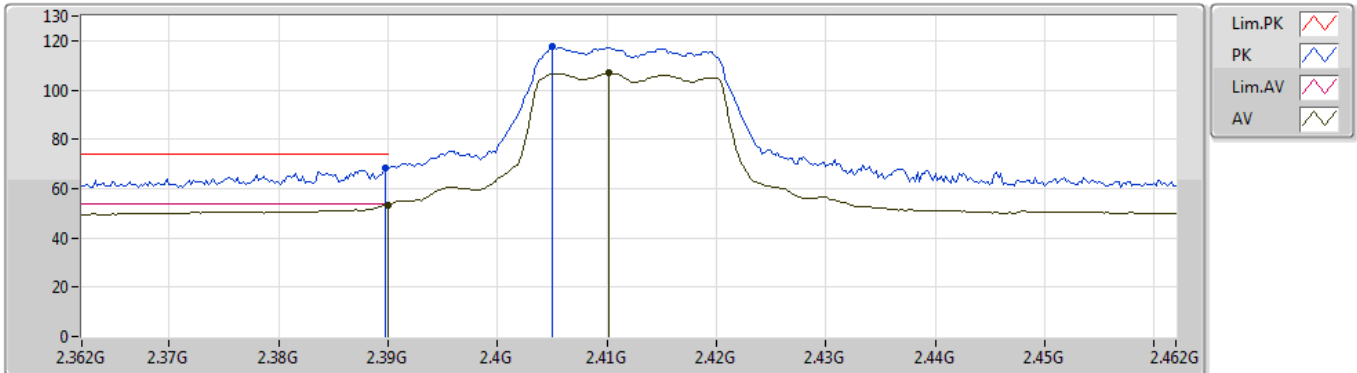
EUT Y_2TX ANT(Port 5&6)
 Setting 22.5
 02-J-5
 FSU(100015)

Type	Freq (Hz)	Level (dBuV/m)	Limit (dBuV/m)	Margin (dB)	Factor (dB)	Dist (m)	Condition	Azimuth (°)	Height (m)	Comment	Raw (dBuV)
PK	4.92408G	45.95	74.00	-28.05	7.40	3	Horizontal	158	2.32	-	38.55
AV	4.92402G	35.87	54.00	-18.13	7.40	3	Horizontal	158	2.32	-	28.47

802.11g_Nss1,(6Mbps)_2TX

30/08/2019

2412MHz_TX



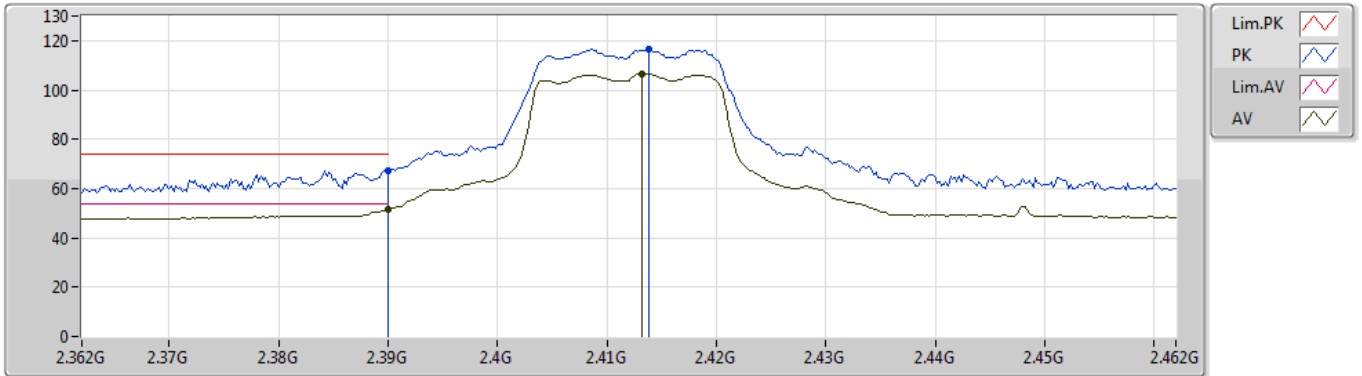
EUT Y_2TX ANT(Port 5&6)
 Setting 16
 02-G-3
 FSU(100015)

Type	Freq (Hz)	Level (dBuV/m)	Limit (dBuV/m)	Margin (dB)	Factor (dB)	Dist (m)	Condition	Azimuth (°)	Height (m)	Comment	Raw (dBuV)
PK	2.3898G	68.46	74.00	-5.54	31.20	3	Vertical	19	1.26	-	37.26
AV	2.39G	53.51	54.00	-0.49	31.20	3	Vertical	19	1.26	-	22.31
PK	2.405G	117.55	Inf	-Inf	31.24	3	Vertical	19	1.26	-	86.31
AV	2.4102G	106.80	Inf	-Inf	31.25	3	Vertical	19	1.26	-	75.55

802.11g_Nss1,(6Mbps)_2TX

30/08/2019

2412MHz_TX



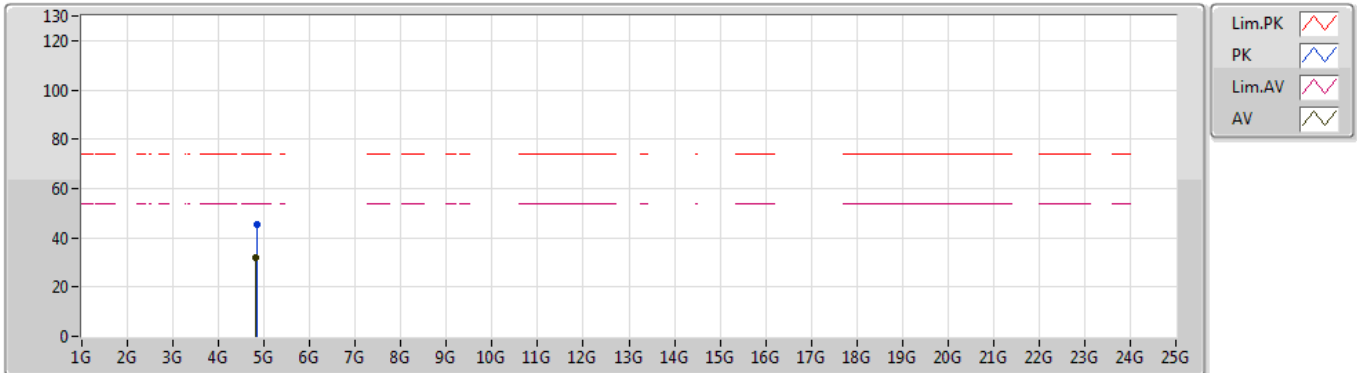
EUT Y_2TX ANT(Port 5&6)
 Setting 16
 02-G-3
 FSU(100015)

Type	Freq (Hz)	Level (dBuV/m)	Limit (dBuV/m)	Margin (dB)	Factor (dB)	Dist (m)	Condition	Azimuth (°)	Height (m)	Comment	Raw (dBuV)
PK	2.39G	67.36	74.00	-6.64	31.20	3	Horizontal	12	1.50	-	36.16
AV	2.39G	51.47	54.00	-2.53	31.20	3	Horizontal	12	1.50	-	20.27
PK	2.4138G	116.48	Inf	-Inf	31.26	3	Horizontal	12	1.50	-	85.22
AV	2.4132G	106.66	Inf	-Inf	31.26	3	Horizontal	12	1.50	-	75.40

802.11g_Nss1,(6Mbps)_2TX

30/08/2019

2412MHz_TX



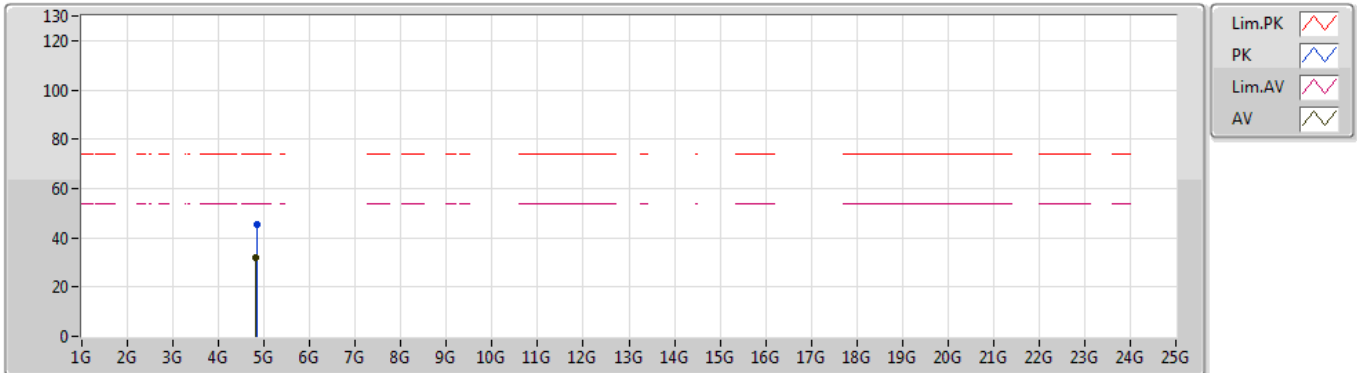
EUT Y_2TX ANT(Port 5&6)
 Setting 16
 02-J-5
 FSU(100015)

Type	Freq (Hz)	Level (dBuV/m)	Limit (dBuV/m)	Margin (dB)	Factor (dB)	Dist (m)	Condition	Azimuth (°)	Height (m)	Comment	Raw (dBuV)
PK	4.83846G	45.45	74.00	-28.55	7.20	3	Vertical	94	2.69	-	38.25
AV	4.82478G	32.08	54.00	-21.92	7.17	3	Vertical	94	2.69	-	24.91

802.11g_Nss1,(6Mbps)_2TX

30/08/2019

2412MHz_TX



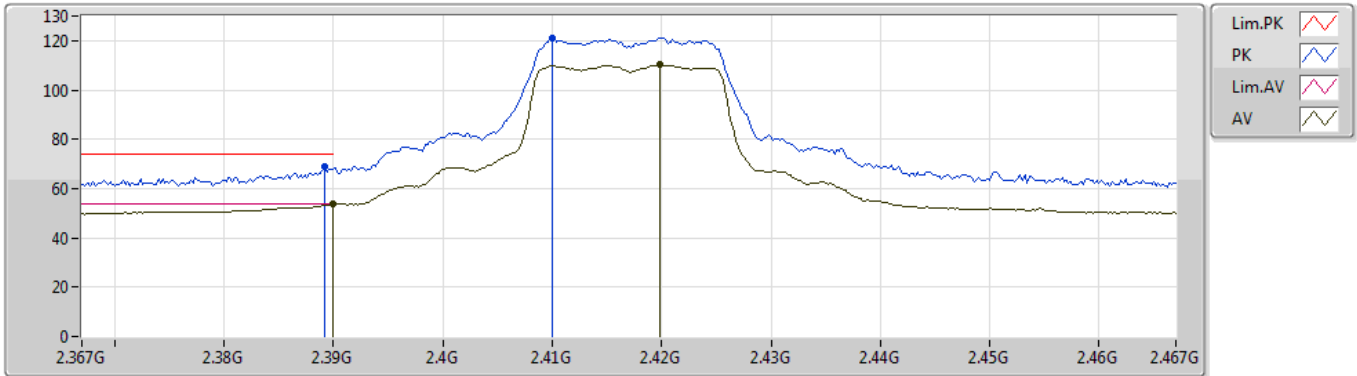
EUT Y_2TX ANT(Port 5&6)
 Setting 16
 02-J-5
 FSU(100015)

Type	Freq (Hz)	Level (dBuV/m)	Limit (dBuV/m)	Margin (dB)	Factor (dB)	Dist (m)	Condition	Azimuth (°)	Height (m)	Comment	Raw (dBuV)
PK	4.83432G	45.41	74.00	-28.59	7.20	3	Horizontal	345	2.67	-	38.21
AV	4.82502G	32.19	54.00	-21.81	7.18	3	Horizontal	345	2.67	-	25.01

802.11g_Nss1,(6Mbps)_2TX

30/08/2019

2417MHz_TX



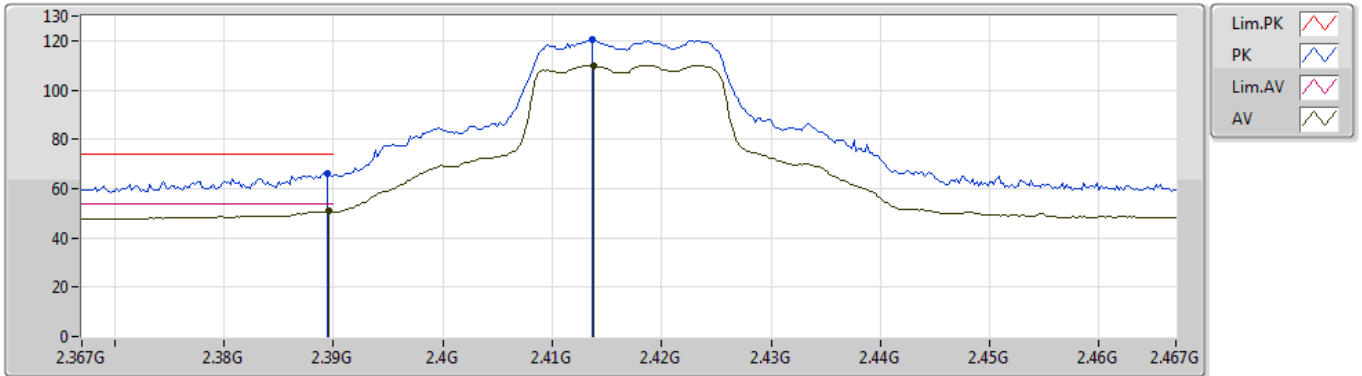
EUT Y_2TX ANT(Port 5&6)
 Setting 19.5
 02-G-3
 FSU(100015)

Type	Freq (Hz)	Level (dBuV/m)	Limit (dBuV/m)	Margin (dB)	Factor (dB)	Dist (m)	Condition	Azimuth (°)	Height (m)	Comment	Raw (dBuV)
PK	2.3892G	68.84	74.00	-5.16	31.20	3	Vertical	9	1.39	-	37.64
AV	2.39G	53.66	54.00	-0.34	31.20	3	Vertical	9	1.39	-	22.46
PK	2.41G	120.88	Inf	-Inf	31.25	3	Vertical	9	1.39	-	89.63
AV	2.4198G	110.17	Inf	-Inf	31.27	3	Vertical	9	1.39	-	78.90

802.11g_Nss1,(6Mbps)_2TX

30/08/2019

2417MHz_TX



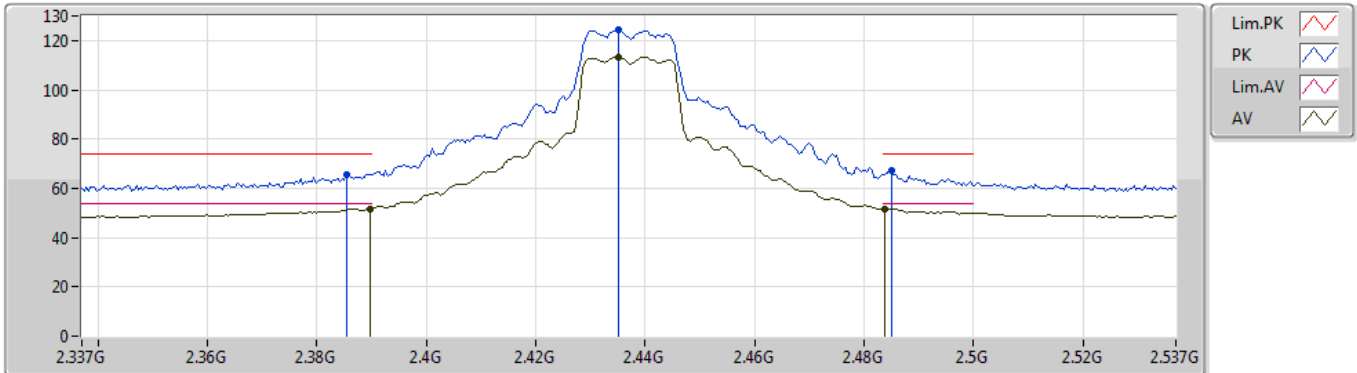
EUT Y_2TX ANT(Port 5&6)
 Setting 19.5
 02-G-3
 FSU(100015)

Type	Freq (Hz)	Level (dBuV/m)	Limit (dBuV/m)	Margin (dB)	Factor (dB)	Dist (m)	Condition	Azimuth (°)	Height (m)	Comment	Raw (dBuV)
PK	2.3894G	66.30	74.00	-7.70	31.20	3	Horizontal	9	1.48	-	35.10
AV	2.3896G	50.75	54.00	-3.25	31.20	3	Horizontal	9	1.48	-	19.55
PK	2.4136G	120.27	Inf	-Inf	31.26	3	Horizontal	9	1.48	-	89.01
AV	2.4138G	110.06	Inf	-Inf	31.26	3	Horizontal	9	1.48	-	78.80

802.11g_Nss1,(6Mbps)_2TX

30/08/2019

2437MHz_TX



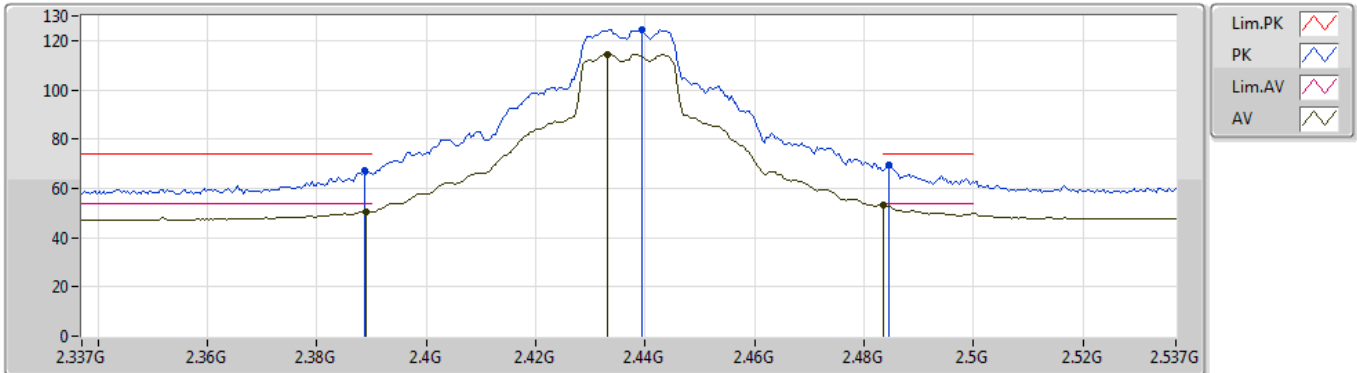
EUT Y_2TX ANT(Port 5&6)
 Setting 23.5
 02-G-3
 FSU(100015)

Type	Freq (Hz)	Level (dBuV/m)	Limit (dBuV/m)	Margin (dB)	Factor (dB)	Dist (m)	Condition	Azimuth (°)	Height (m)	Comment	Raw (dBuV)
PK	2.3854G	65.84	74.00	-8.16	31.19	3	Vertical	14	1.42	-	34.65
AV	2.3898G	51.79	54.00	-2.21	31.20	3	Vertical	14	1.42	-	20.59
PK	2.435G	124.16	Inf	-Inf	31.30	3	Vertical	14	1.42	-	92.86
AV	2.435G	113.43	Inf	-Inf	31.30	3	Vertical	14	1.42	-	82.13
PK	2.485G	67.52	74.00	-6.48	31.40	3	Vertical	14	1.42	-	36.12
AV	2.4838G	51.59	54.00	-2.41	31.39	3	Vertical	14	1.42	-	20.20

802.11g_Nss1,(6Mbps)_2TX

30/08/2019

2437MHz_TX



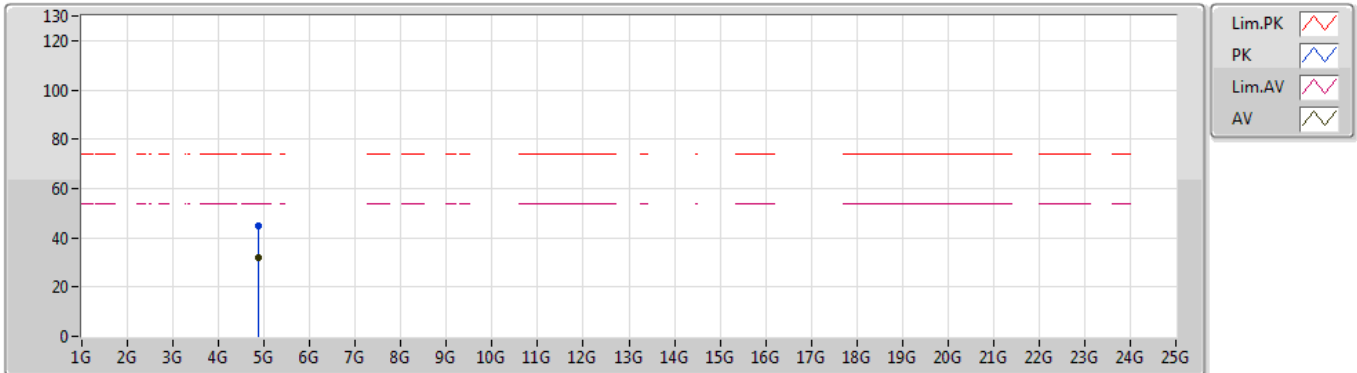
EUT Y_2TX ANT(Port 5&6)
 Setting 23.5
 02-G-3
 FSU(100015)

Type	Freq (Hz)	Level (dBuV/m)	Limit (dBuV/m)	Margin (dB)	Factor (dB)	Dist (m)	Condition	Azimuth (°)	Height (m)	Comment	Raw (dBuV)
PK	2.3886G	67.14	74.00	-6.86	31.20	3	Horizontal	4	1.67	-	35.94
AV	2.389G	50.61	54.00	-3.39	31.20	3	Horizontal	4	1.67	-	19.41
PK	2.4394G	124.67	Inf	-Inf	31.31	3	Horizontal	4	1.67	-	93.36
AV	2.433G	114.44	Inf	-Inf	31.29	3	Horizontal	4	1.67	-	83.15
PK	2.4846G	69.50	74.00	-4.50	31.40	3	Horizontal	4	1.67	-	38.10
AV	2.4835G	53.08	54.00	-0.92	31.39	3	Horizontal	4	1.67	-	21.69

802.11g_Nss1,(6Mbps)_2TX

30/08/2019

2437MHz_TX



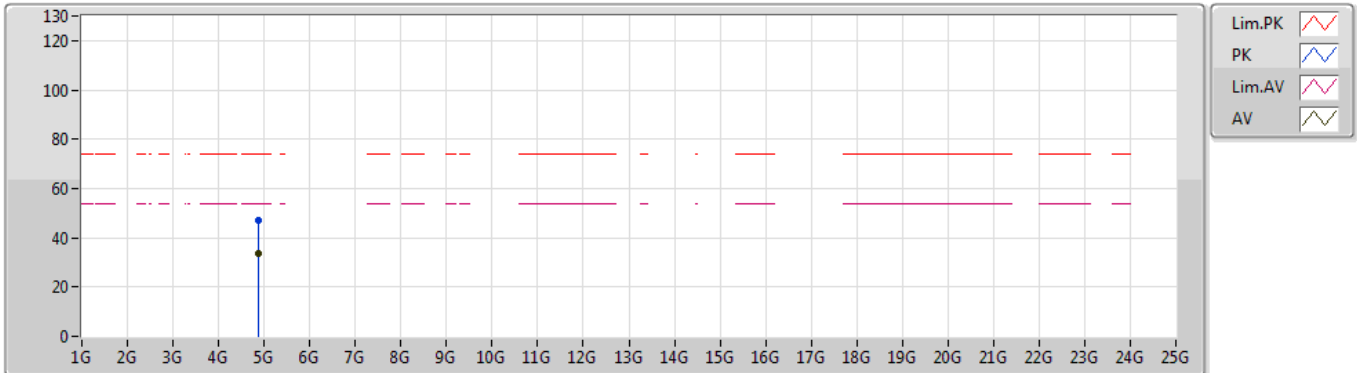
EUT Y_2TX ANT(Port 5&6)
 Setting 23.5
 02-J-5
 FSU(100015)

Type	Freq (Hz)	Level (dBuV/m)	Limit (dBuV/m)	Margin (dB)	Factor (dB)	Dist (m)	Condition	Azimuth (°)	Height (m)	Comment	Raw (dBuV)
PK	4.86248G	45.06	74.00	-28.94	7.26	3	Vertical	62	2.20	-	37.80
AV	4.87496G	32.04	54.00	-21.96	7.28	3	Vertical	62	2.20	-	24.76

802.11g_Nss1,(6Mbps)_2TX

30/08/2019

2437MHz_TX



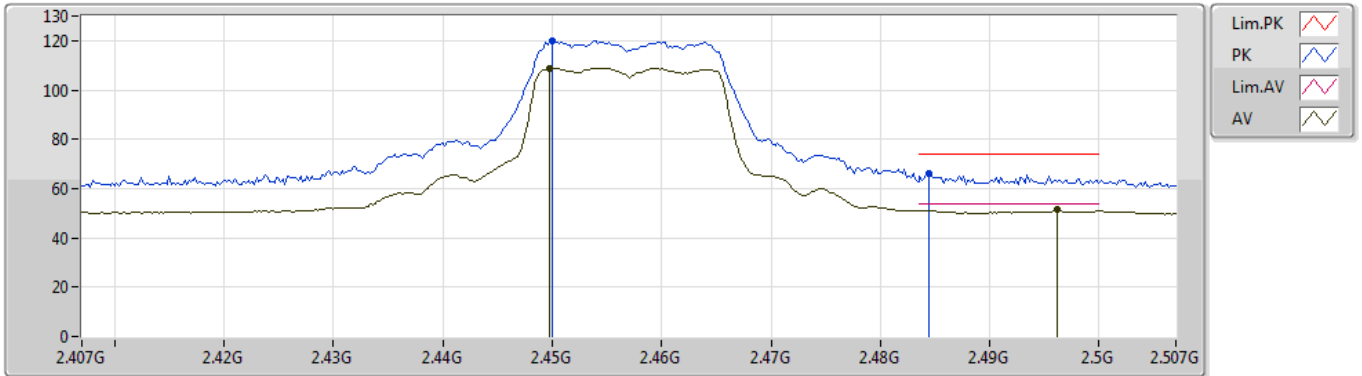
EUT Y_2TX ANT(Port 5&6)
 Setting 23.5
 02-J-5
 FSU(100015)

Type	Freq (Hz)	Level (dBuV/m)	Limit (dBuV/m)	Margin (dB)	Factor (dB)	Dist (m)	Condition	Azimuth (°)	Height (m)	Comment	Raw (dBuV)
PK	4.86638G	46.87	74.00	-27.13	7.27	3	Horizontal	176	1.82	-	39.60
AV	4.8722G	33.78	54.00	-20.22	7.28	3	Horizontal	176	1.82	-	26.50

802.11g_Nss1,(6Mbps)_2TX

30/08/2019

2457MHz_TX



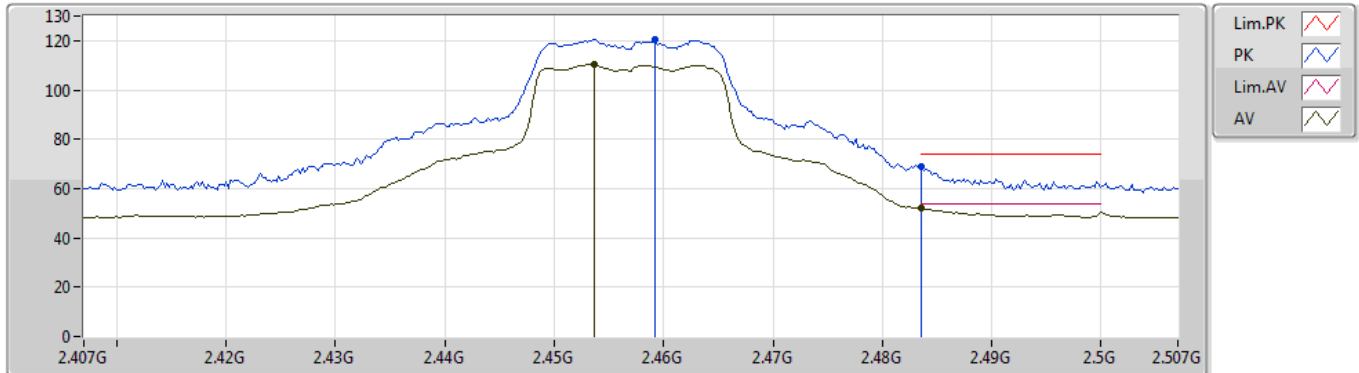
EUT Y_2TX ANT(Port 5&6)
 Setting 19
 02-G-3
 FSU(100015)

Type	Freq (Hz)	Level (dBuV/m)	Limit (dBuV/m)	Margin (dB)	Factor (dB)	Dist (m)	Condition	Azimuth (°)	Height (m)	Comment	Raw (dBuV)
PK	2.45G	120.08	Inf	-Inf	31.33	3	Vertical	3	1.52	-	88.75
AV	2.4498G	108.95	Inf	-Inf	31.33	3	Vertical	3	1.52	-	77.62
PK	2.4844G	66.22	74.00	-7.78	31.40	3	Vertical	3	1.52	-	34.82
AV	2.4962G	51.59	54.00	-2.41	31.42	3	Vertical	3	1.52	-	20.17

802.11g_Nss1,(6Mbps)_2TX

30/08/2019

2457MHz_TX



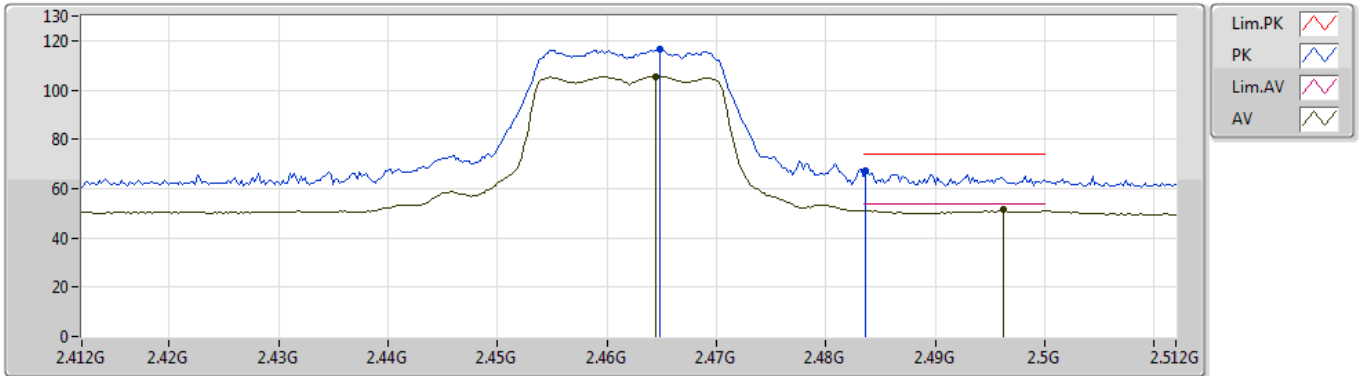
EUT Y_2TX ANT(Port 5&6)
 Setting 19
 02-G-3
 FSU(100015)

Type	Freq (Hz)	Level (dBuV/m)	Limit (dBuV/m)	Margin (dB)	Factor (dB)	Dist (m)	Condition	Azimuth (°)	Height (m)	Comment	Raw (dBuV)
PK	2.4592G	120.74	Inf	-Inf	31.34	3	Horizontal	13	1.84	-	89.40
AV	2.4536G	110.19	Inf	-Inf	31.34	3	Horizontal	13	1.84	-	78.85
PK	2.4835G	68.74	74.00	-5.26	31.39	3	Horizontal	13	1.84	-	37.35
AV	2.4836G	52.07	54.00	-1.93	31.39	3	Horizontal	13	1.84	-	20.68

802.11g_Nss1,(6Mbps)_2TX

30/08/2019

2462MHz_TX



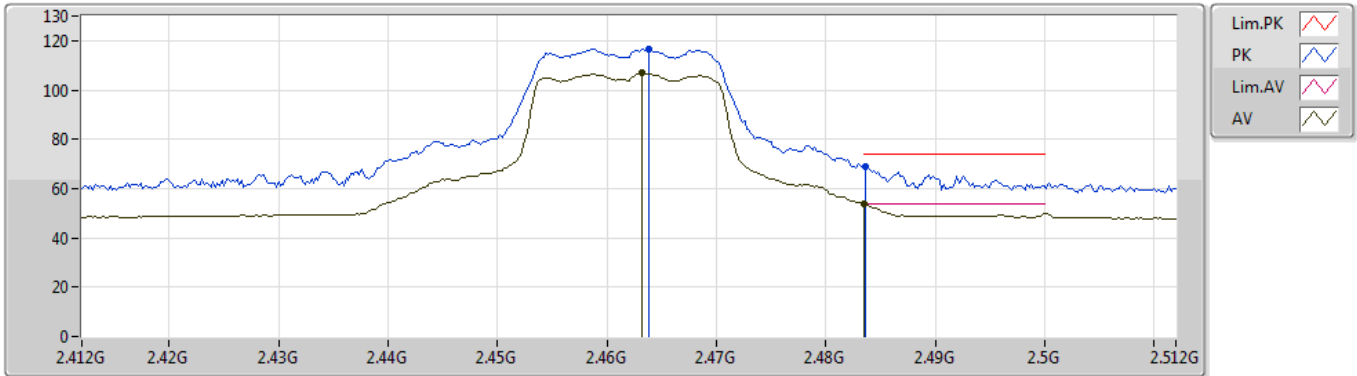
EUT Y_2TX ANT(Port 5&6)
 Setting 15.5
 02-G-3
 FSU(100015)

Type	Freq (Hz)	Level (dBuV/m)	Limit (dBuV/m)	Margin (dB)	Factor (dB)	Dist (m)	Condition	Azimuth (°)	Height (m)	Comment	Raw (dBuV)
PK	2.4648G	116.31	Inf	-Inf	31.36	3	Vertical	2	1.53	-	84.95
AV	2.4644G	105.62	Inf	-Inf	31.36	3	Vertical	2	1.53	-	74.26
PK	2.4836G	67.40	74.00	-6.60	31.39	3	Vertical	2	1.53	-	36.01
AV	2.4962G	51.40	54.00	-2.60	31.42	3	Vertical	2	1.53	-	19.98

802.11g_Nss1,(6Mbps)_2TX

30/08/2019

2462MHz_TX



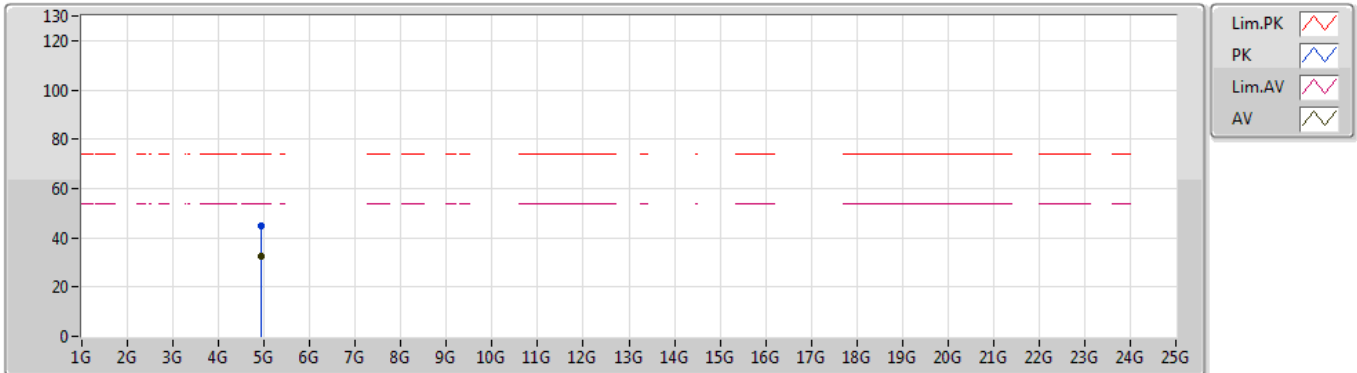
EUT Y_2TX ANT(Port 5&6)
 Setting 15.5
 02-G-3
 FSU(100015)

Type	Freq (Hz)	Level (dBuV/m)	Limit (dBuV/m)	Margin (dB)	Factor (dB)	Dist (m)	Condition	Azimuth (°)	Height (m)	Comment	Raw (dBuV)
PK	2.4638G	116.71	Inf	-Inf	31.36	3	Horizontal	1	1.50	-	85.35
AV	2.4632G	106.75	Inf	-Inf	31.36	3	Horizontal	1	1.50	-	75.39
PK	2.4836G	68.98	74.00	-5.02	31.39	3	Horizontal	1	1.50	-	37.59
AV	2.4835G	53.78	54.00	-0.22	31.39	3	Horizontal	1	1.50	-	22.39

802.11g_Nss1,(6Mbps)_2TX

30/08/2019

2462MHz_TX



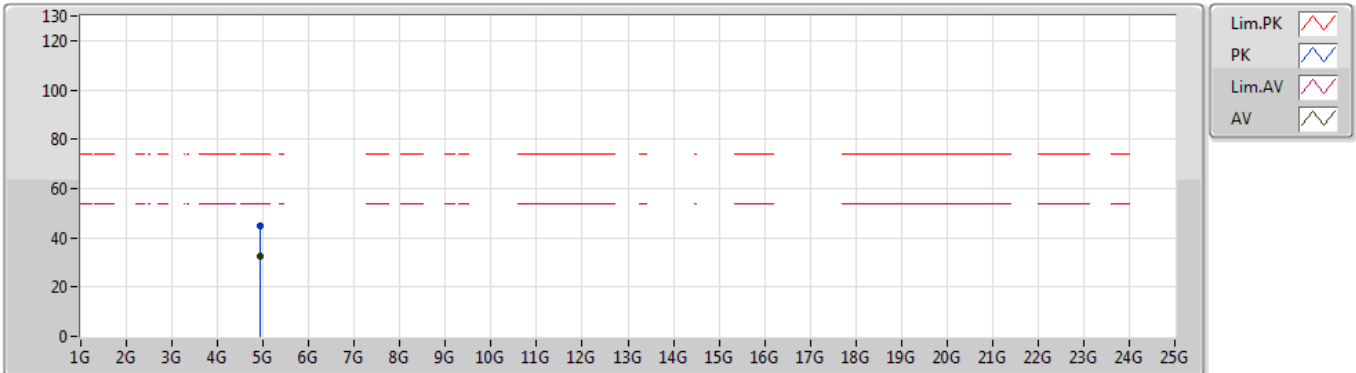
EUT Y_2TX ANT(Port 5&6)
 Setting 15.5
 02-J-5
 FSU(100015)

Type	Freq (Hz)	Level (dBuV/m)	Limit (dBuV/m)	Margin (dB)	Factor (dB)	Dist (m)	Condition	Azimuth (°)	Height (m)	Comment	Raw (dBuV)
PK	4.93336G	45.07	74.00	-28.93	7.43	3	Vertical	142	2.06	-	37.64
AV	4.93138G	32.41	54.00	-21.59	7.43	3	Vertical	142	2.06	-	24.98

802.11g_Nss1,(6Mbps)_2TX

30/08/2019

2462MHz_TX



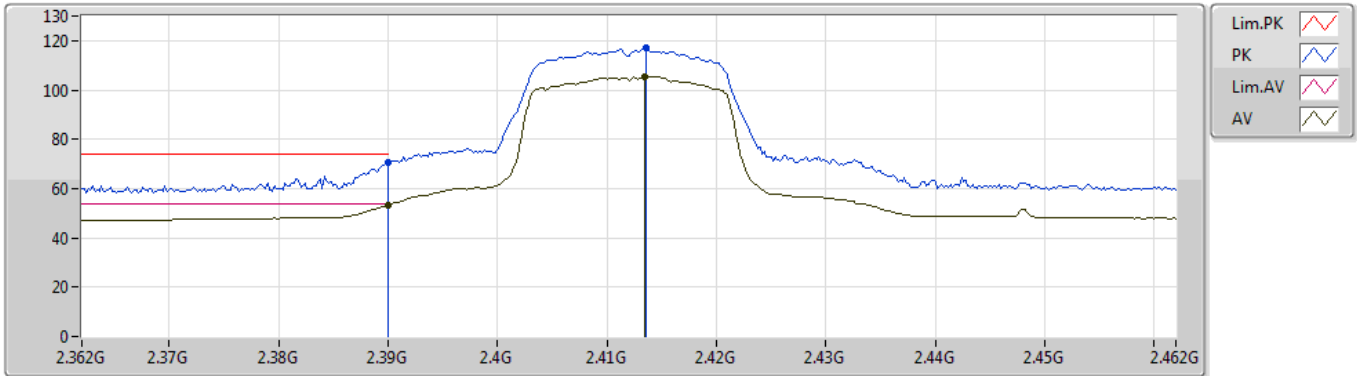
EUT Y_2TX ANT(Port 5&6)
 Setting 15.5
 02-J-5
 FSU(100015)

Type	Freq (Hz)	Level (dBuV/m)	Limit (dBuV/m)	Margin (dB)	Factor (dB)	Dist (m)	Condition	Azimuth (°)	Height (m)	Comment	Raw (dBuV)
PK	4.93468G	44.91	74.00	-29.09	7.44	3	Horizontal	103	1.77	-	37.47
AV	4.93344G	32.25	54.00	-21.75	7.43	3	Horizontal	103	1.77	-	24.82

802.11n HT20_Nss1,(MCS0)_2TX

30/08/2019

2412MHz_TX



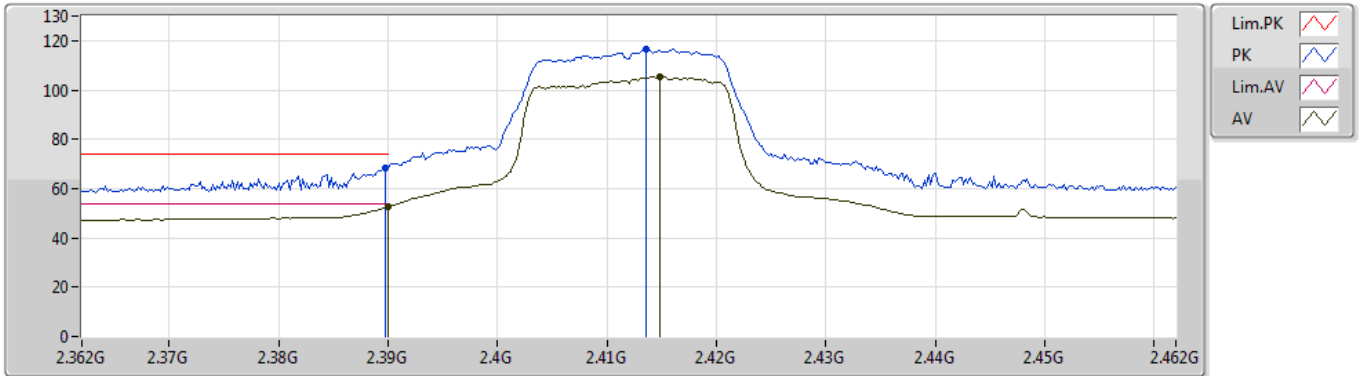
EUT Y_2TX ANT(Port 5&6)
 Setting 15.5
 02-G-3
 FSU(100015)

Type	Freq (Hz)	Level (dBuV/m)	Limit (dBuV/m)	Margin (dB)	Factor (dB)	Dist (m)	Condition	Azimuth (°)	Height (m)	Comment	Raw (dBuV)
PK	2.39G	70.66	74.00	-3.34	31.20	3	Vertical	21	1.86	-	39.46
AV	2.39G	53.51	54.00	-0.49	31.20	3	Vertical	21	1.86	-	22.31
PK	2.4136G	117.18	Inf	-Inf	31.26	3	Vertical	21	1.86	-	85.92
AV	2.4134G	105.27	Inf	-Inf	31.26	3	Vertical	21	1.86	-	74.01

802.11n HT20_Nss1,(MCS0)_2TX

30/08/2019

2412MHz_TX



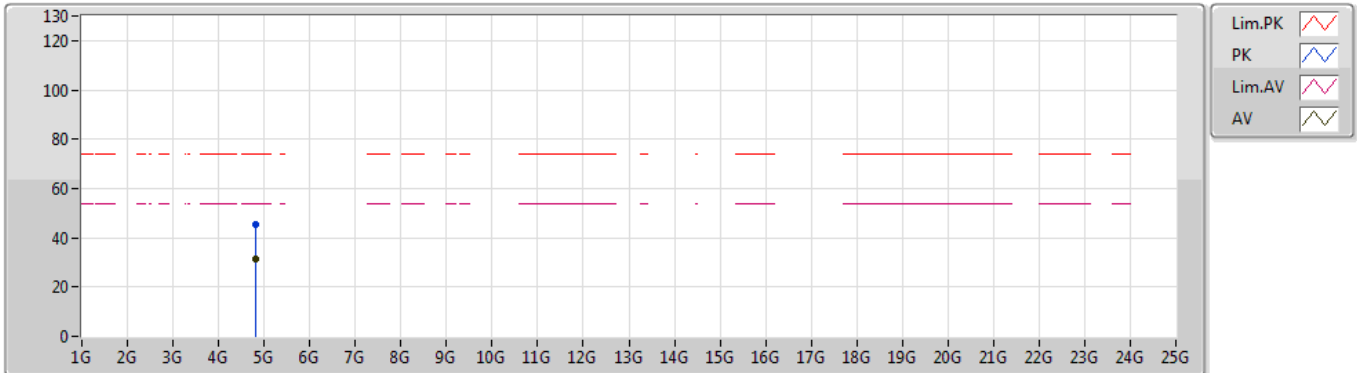
EUT Y_2TX ANT(Port 5&6)
 Setting 15.5
 02-G-3
 FSU(100015)

Type	Freq (Hz)	Level (dBuV/m)	Limit (dBuV/m)	Margin (dB)	Factor (dB)	Dist (m)	Condition	Azimuth (°)	Height (m)	Comment	Raw (dBuV)
PK	2.3898G	68.57	74.00	-5.43	31.20	3	Horizontal	16	1.89	-	37.37
AV	2.39G	52.93	54.00	-1.07	31.20	3	Horizontal	16	1.89	-	21.73
PK	2.4136G	116.75	Inf	-Inf	31.26	3	Horizontal	16	1.89	-	85.49
AV	2.4148G	105.32	Inf	-Inf	31.26	3	Horizontal	16	1.89	-	74.06

802.11n HT20_Nss1,(MCS0)_2TX

30/08/2019

2412MHz_TX



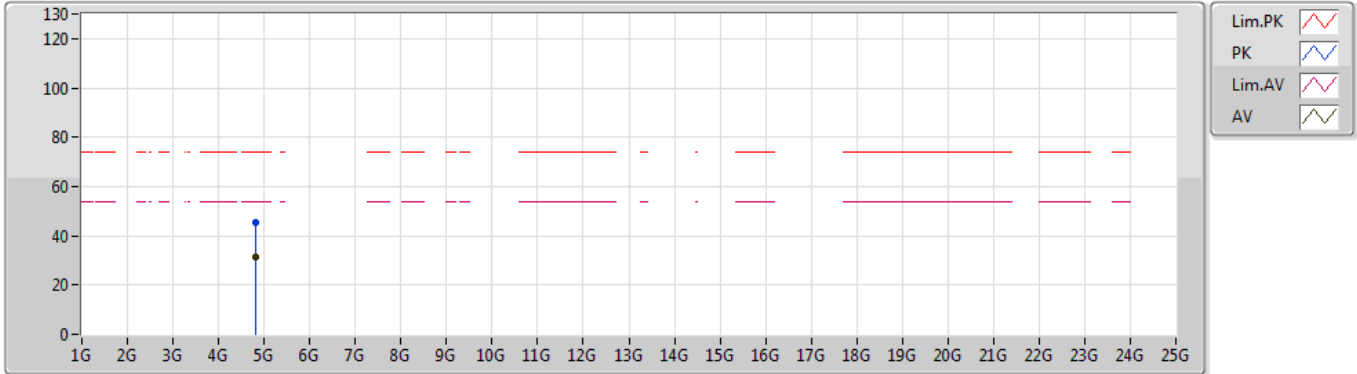
EUT Y_2TX ANT(Port 5&6)
 Setting 15.5
 02-J-5
 FSU(100015)

Type	Freq (Hz)	Level (dBuV/m)	Limit (dBuV/m)	Margin (dB)	Factor (dB)	Dist (m)	Condition	Azimuth (°)	Height (m)	Comment	Raw (dBuV)
PK	4.82754G	45.62	74.00	-28.38	7.18	3	Vertical	7	1.17	-	38.44
AV	4.8237G	31.46	54.00	-22.54	7.17	3	Vertical	7	1.17	-	24.29

802.11n HT20_Nss1,(MCS0)_2TX

30/08/2019

2412MHz_TX



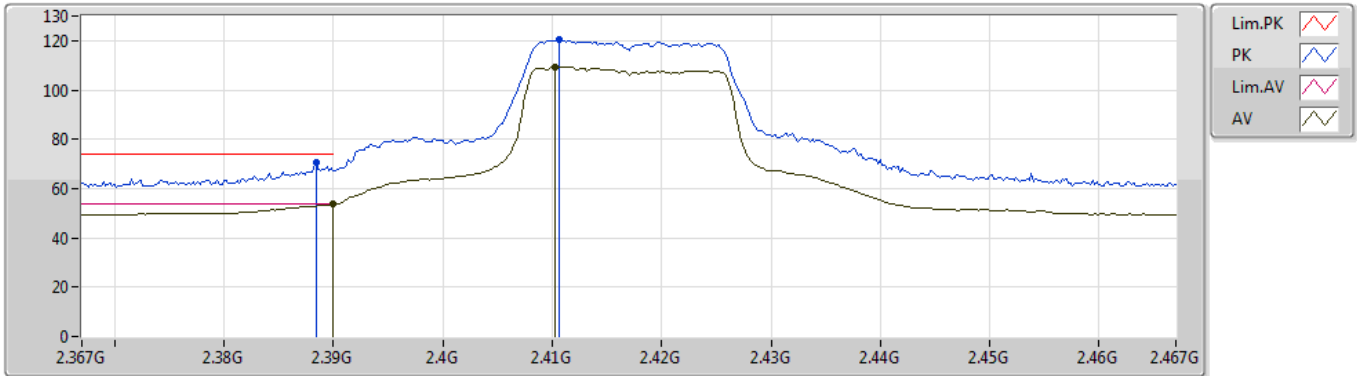
EUT Y_2TX ANT(Port 5&6)
 Setting 15.5
 02-J-5
 FSU(100015)

Type	Freq (Hz)	Level (dBuV/m)	Limit (dBuV/m)	Margin (dB)	Factor (dB)	Dist (m)	Condition	Azimuth (°)	Height (m)	Comment	Raw (dBuV)
PK	4.82736G	45.36	74.00	-28.64	7.18	3	Horizontal	200	1.67	-	38.18
AV	4.82508G	31.47	54.00	-22.53	7.18	3	Horizontal	200	1.67	-	24.29

802.11n HT20_Nss1,(MCS0)_2TX

30/08/2019

2417MHz_TX



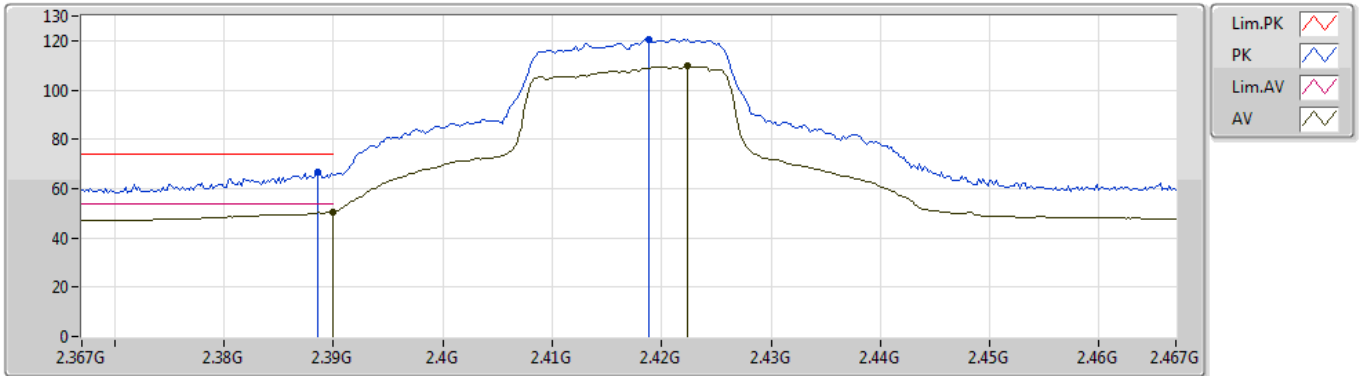
EUT Y_2TX ANT(Port 5&6)
 Setting 20
 02-G-3
 FSU(100015)

Type	Freq (Hz)	Level (dBuV/m)	Limit (dBuV/m)	Margin (dB)	Factor (dB)	Dist (m)	Condition	Azimuth (°)	Height (m)	Comment	Raw (dBuV)
PK	2.3884G	70.60	74.00	-3.40	31.20	3	Vertical	19	1.38	-	39.40
AV	2.39G	53.77	54.00	-0.23	31.20	3	Vertical	19	1.38	-	22.57
PK	2.4106G	120.62	Inf	-Inf	31.25	3	Vertical	19	1.38	-	89.37
AV	2.4102G	109.23	Inf	-Inf	31.25	3	Vertical	19	1.38	-	77.98

802.11n HT20_Nss1,(MCS0)_2TX

30/08/2019

2417MHz_TX



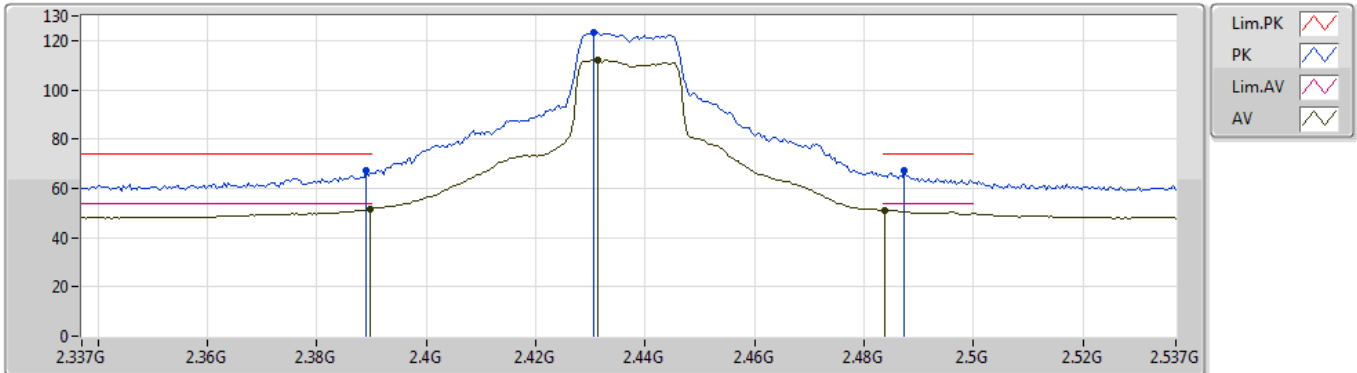
EUT Y_2TX ANT(Port 5&6)
 Setting 20
 02-G-3
 FSU(100015)

Type	Freq (Hz)	Level (dBuV/m)	Limit (dBuV/m)	Margin (dB)	Factor (dB)	Dist (m)	Condition	Azimuth (°)	Height (m)	Comment	Raw (dBuV)
PK	2.3886G	66.81	74.00	-7.19	31.20	3	Horizontal	23	1.48	-	35.61
AV	2.39G	50.46	54.00	-3.54	31.20	3	Horizontal	23	1.48	-	19.26
PK	2.4188G	120.75	Inf	-Inf	31.27	3	Horizontal	23	1.48	-	89.48
AV	2.4224G	109.65	Inf	-Inf	31.28	3	Horizontal	23	1.48	-	78.37

802.11n HT20_Nss1,(MCS0)_2TX

30/08/2019

2437MHz_TX



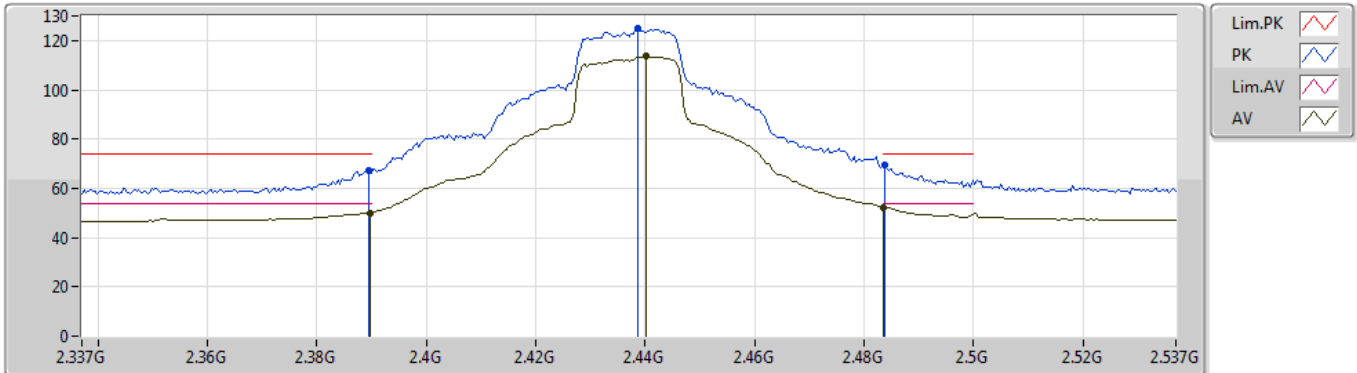
EUT Y_2TX ANT(Port 5&6)
 Setting 23.5
 02-G-3
 FSU(100015)

Type	Freq (Hz)	Level (dBuV/m)	Limit (dBuV/m)	Margin (dB)	Factor (dB)	Dist (m)	Condition	Azimuth (°)	Height (m)	Comment	Raw (dBuV)
PK	2.389G	67.07	74.00	-6.93	31.20	3	Vertical	10	1.47	-	35.87
AV	2.3898G	51.53	54.00	-2.47	31.20	3	Vertical	10	1.47	-	20.33
PK	2.4306G	123.41	Inf	-Inf	31.29	3	Vertical	10	1.47	-	92.12
AV	2.4314G	112.22	Inf	-Inf	31.29	3	Vertical	10	1.47	-	80.93
PK	2.4874G	67.01	74.00	-6.99	31.40	3	Vertical	10	1.47	-	35.61
AV	2.4838G	51.21	54.00	-2.79	31.39	3	Vertical	10	1.47	-	19.82

802.11n HT20_Nss1,(MCS0)_2TX

30/08/2019

2437MHz_TX



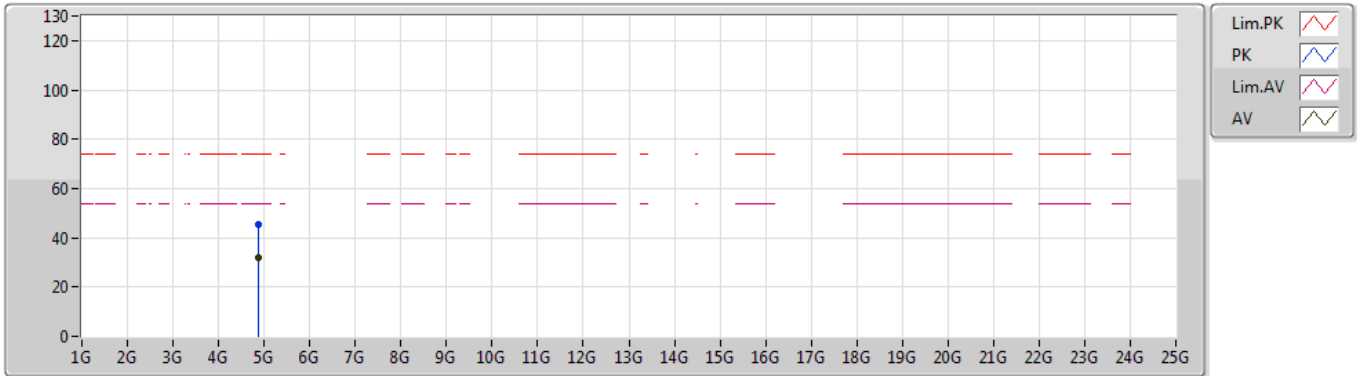
EUT Y_2TX ANT(Port 5&6)
 Setting 23.5
 02-G-3
 FSU(100015)

Type	Freq (Hz)	Level (dBuV/m)	Limit (dBuV/m)	Margin (dB)	Factor (dB)	Dist (m)	Condition	Azimuth (°)	Height (m)	Comment	Raw (dBuV)
PK	2.3894G	67.05	74.00	-6.95	31.20	3	Horizontal	17	1.88	-	35.85
AV	2.3898G	50.15	54.00	-3.85	31.20	3	Horizontal	17	1.88	-	18.95
PK	2.4386G	124.72	Inf	-Inf	31.31	3	Horizontal	17	1.88	-	93.41
AV	2.4402G	113.50	Inf	-Inf	31.31	3	Horizontal	17	1.88	-	82.19
PK	2.4838G	69.76	74.00	-4.24	31.39	3	Horizontal	17	1.88	-	38.37
AV	2.4835G	52.38	54.00	-1.62	31.39	3	Horizontal	17	1.88	-	20.99

802.11n HT20_Nss1,(MCS0)_2TX

30/08/2019

2437MHz_TX



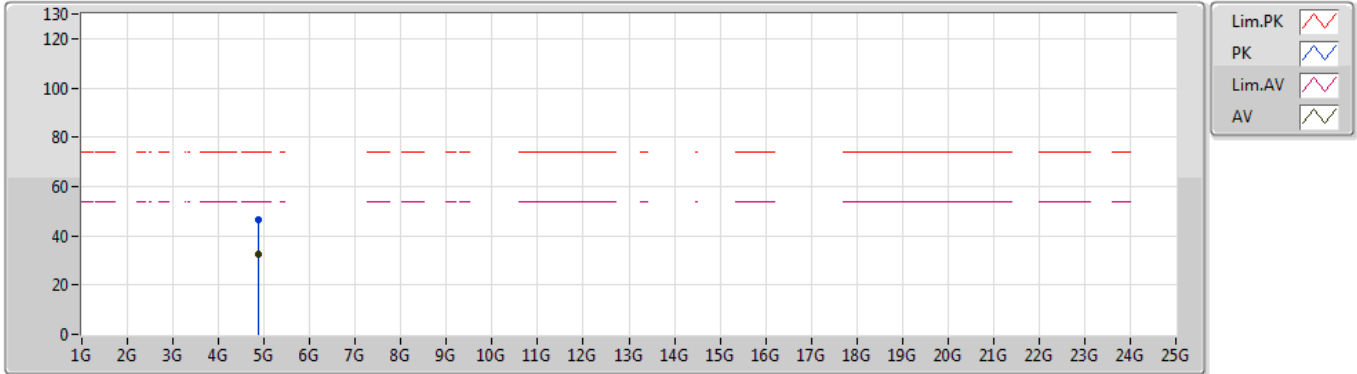
EUT Y_2TX ANT(Port 5&6)
 Setting 23.5
 02-J-5
 FSU(100015)

Type	Freq (Hz)	Level (dBuV/m)	Limit (dBuV/m)	Margin (dB)	Factor (dB)	Dist (m)	Condition	Azimuth (°)	Height (m)	Comment	Raw (dBuV)
PK	4.8848G	45.42	74.00	-28.58	7.32	3	Vertical	142	1.43	-	38.10
AV	4.874G	31.95	54.00	-22.05	7.28	3	Vertical	142	1.43	-	24.67

802.11n HT20_Nss1,(MCS0)_2TX

30/08/2019

2437MHz_TX



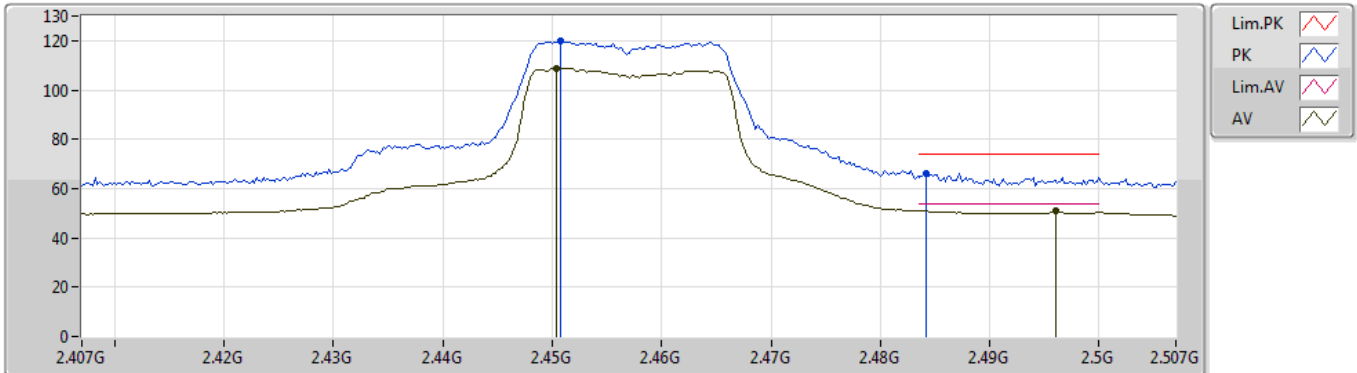
EUT Y_2TX ANT(Port 5&6)
 Setting 23.5
 02-J-5
 FSU(100015)

Type	Freq (Hz)	Level (dBuV/m)	Limit (dBuV/m)	Margin (dB)	Factor (dB)	Dist (m)	Condition	Azimuth (°)	Height (m)	Comment	Raw (dBuV)
PK	4.87376G	46.30	74.00	-27.70	7.28	3	Horizontal	90	1.81	-	39.02
AV	4.87394G	32.52	54.00	-21.48	7.28	3	Horizontal	90	1.81	-	25.24

802.11n HT20_Nss1,(MCS0)_2TX

30/08/2019

2457MHz_TX



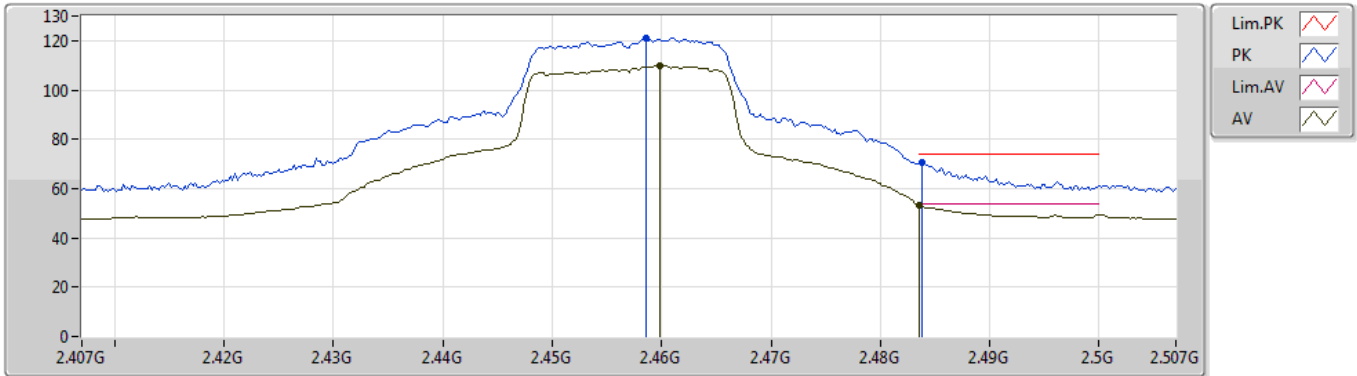
EUT Y_2TX ANT(Port 5&6)
 Setting 19.5
 02-G-3
 FSU(100015)

Type	Freq (Hz)	Level (dBuV/m)	Limit (dBuV/m)	Margin (dB)	Factor (dB)	Dist (m)	Condition	Azimuth (°)	Height (m)	Comment	Raw (dBuV)
PK	2.4508G	120.09	Inf	-Inf	31.33	3	Vertical	9	1.53	-	88.76
AV	2.4504G	108.63	Inf	-Inf	31.33	3	Vertical	9	1.53	-	77.30
PK	2.4842G	66.08	74.00	-7.92	31.39	3	Vertical	9	1.53	-	34.69
AV	2.496G	50.92	54.00	-3.08	31.42	3	Vertical	9	1.53	-	19.50

802.11n HT20_Nss1,(MCS0)_2TX

30/08/2019

2457MHz_TX



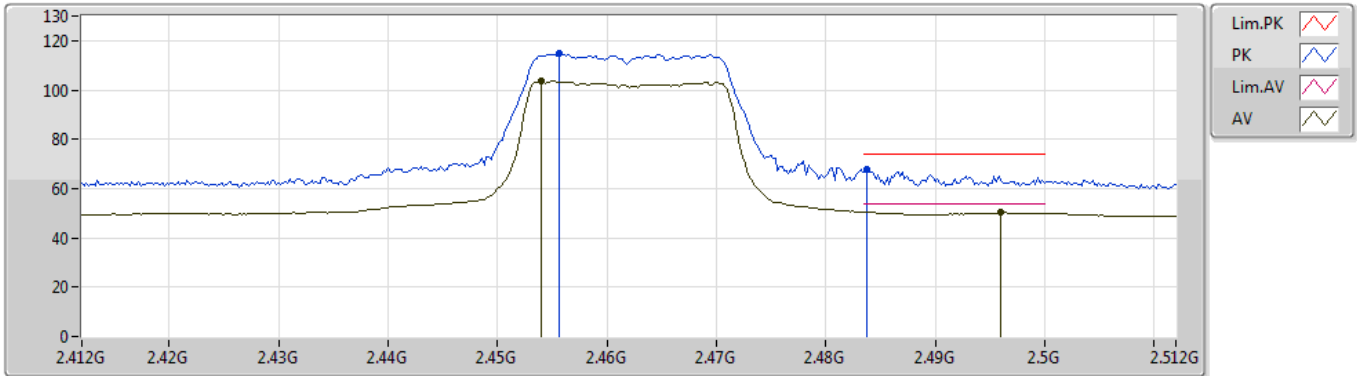
EUT Y_2TX ANT(Port 5&6)
 Setting 19.5
 02-G-3
 FSU(100015)

Type	Freq (Hz)	Level (dBuV/m)	Limit (dBuV/m)	Margin (dB)	Factor (dB)	Dist (m)	Condition	Azimuth (°)	Height (m)	Comment	Raw (dBuV)
PK	2.4586G	121.23	Inf	-Inf	31.34	3	Horizontal	16	1.86	-	89.89
AV	2.4598G	109.79	Inf	-Inf	31.35	3	Horizontal	16	1.86	-	78.44
PK	2.4838G	70.35	74.00	-3.65	31.39	3	Horizontal	16	1.86	-	38.96
AV	2.4835G	53.29	54.00	-0.71	31.39	3	Horizontal	16	1.86	-	21.90

802.11n HT20_Nss1,(MCS0)_2TX

30/08/2019

2462MHz_TX



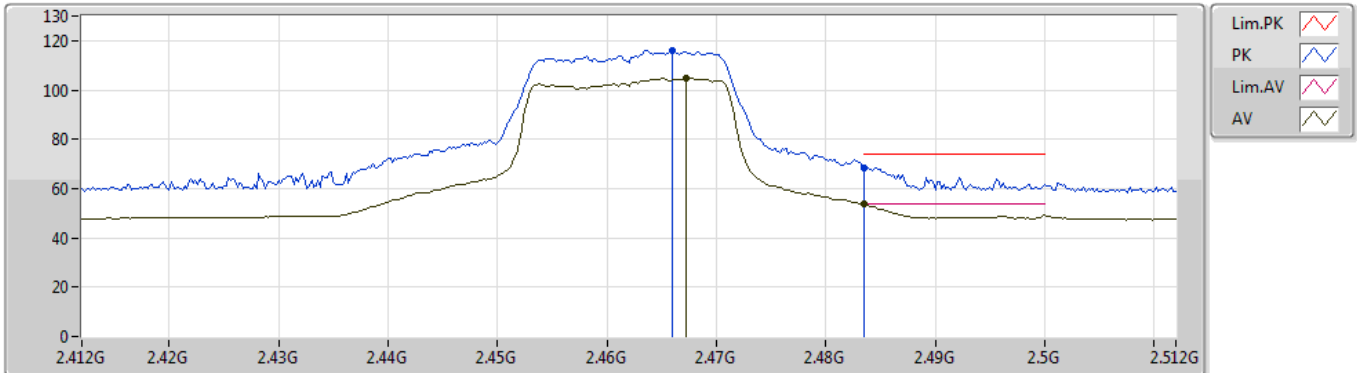
EUT Y_2TX ANT(Port 5&6)
 Setting 15
 02-G-3
 FSU(100015)

Type	Freq (Hz)	Level (dBuV/m)	Limit (dBuV/m)	Margin (dB)	Factor (dB)	Dist (m)	Condition	Azimuth (°)	Height (m)	Comment	Raw (dBuV)
PK	2.4556G	114.82	Inf	-Inf	31.34	3	Vertical	16	1.51	-	83.48
AV	2.454G	103.65	Inf	-Inf	31.34	3	Vertical	16	1.51	-	72.31
PK	2.4838G	67.59	74.00	-6.41	31.39	3	Vertical	16	1.51	-	36.20
AV	2.496G	50.62	54.00	-3.38	31.42	3	Vertical	16	1.51	-	19.20

802.11n HT20_Nss1,(MCS0)_2TX

30/08/2019

2462MHz_TX



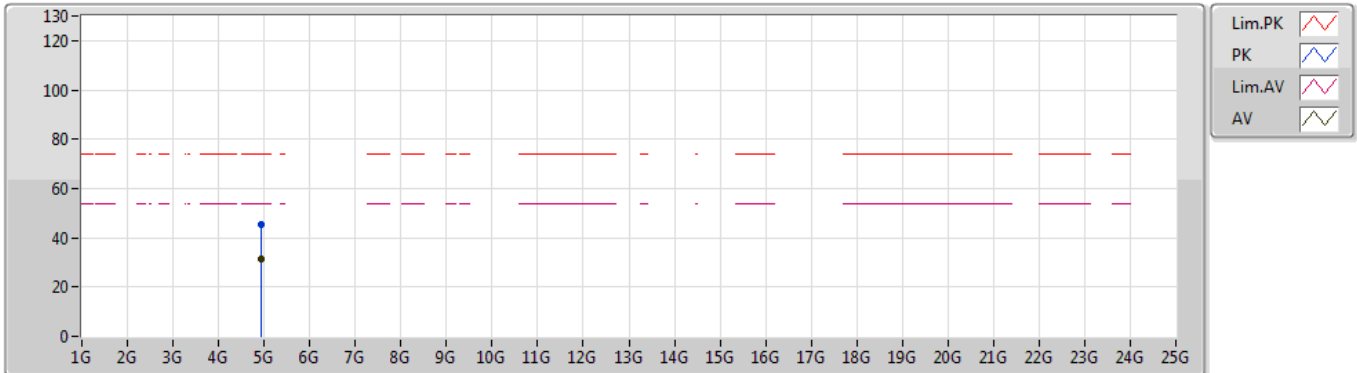
EUT Y_2TX ANT(Port 5&6)
 Setting 15
 02-G-3
 FSU(100015)

Type	Freq (Hz)	Level (dBuV/m)	Limit (dBuV/m)	Margin (dB)	Factor (dB)	Dist (m)	Condition	Azimuth (°)	Height (m)	Comment	Raw (dBuV)
PK	2.466G	116.08	Inf	-Inf	31.37	3	Horizontal	11	1.35	-	84.71
AV	2.4672G	104.74	Inf	-Inf	31.37	3	Horizontal	11	1.35	-	73.37
PK	2.4835G	68.54	74.00	-5.46	31.39	3	Horizontal	11	1.35	-	37.15
AV	2.4835G	53.53	54.00	-0.47	31.39	3	Horizontal	11	1.35	-	22.14

802.11n HT20_Nss1,(MCS0)_2TX

30/08/2019

2462MHz_TX



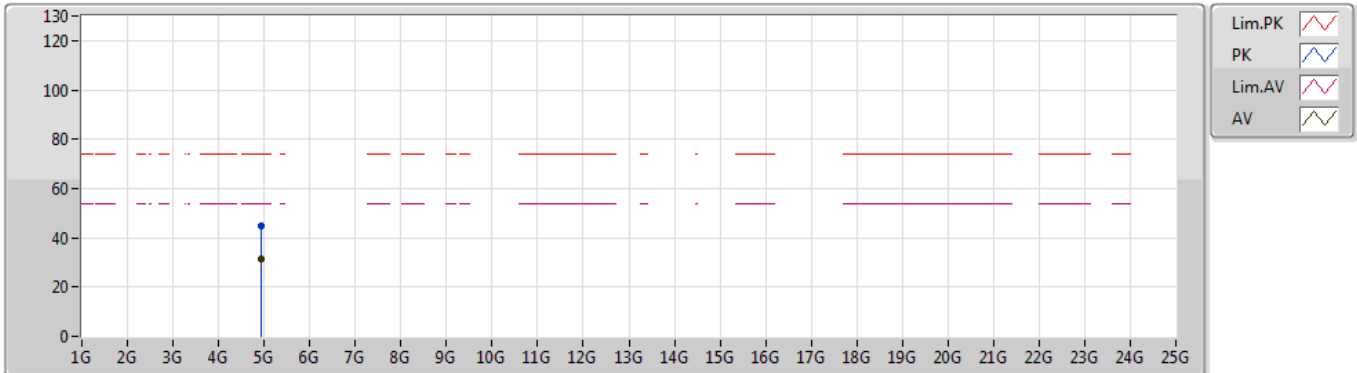
EUT Y_2TX ANT(Port 5&6)
 Setting 15
 02-J-5
 FSU(100015)

Type	Freq (Hz)	Level (dBuV/m)	Limit (dBuV/m)	Margin (dB)	Factor (dB)	Dist (m)	Condition	Azimuth (°)	Height (m)	Comment	Raw (dBuV)
PK	4.93498G	45.34	74.00	-28.66	7.44	3	Vertical	235	1.71	-	37.90
AV	4.93726G	31.50	54.00	-22.50	7.44	3	Vertical	235	1.71	-	24.06

802.11n HT20_Nss1,(MCS0)_2TX

30/08/2019

2462MHz_TX



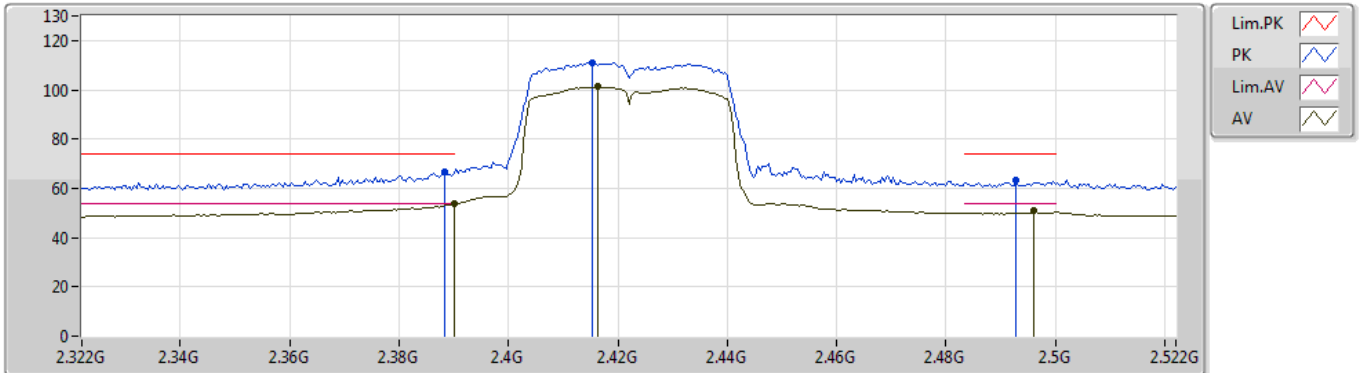
EUT Y_2TX ANT(Port 5&6)
 Setting 15
 02-J-5
 FSU(100015)

Type	Freq (Hz)	Level (dBuV/m)	Limit (dBuV/m)	Margin (dB)	Factor (dB)	Dist (m)	Condition	Azimuth (°)	Height (m)	Comment	Raw (dBuV)
PK	4.93738G	44.94	74.00	-29.06	7.44	3	Horizontal	57	2.29	-	37.50
AV	4.9375G	31.46	54.00	-22.54	7.44	3	Horizontal	57	2.29	-	24.02

802.11n HT40_Nss1,(MCS0)_2TX

30/08/2019

2422MHz_TX



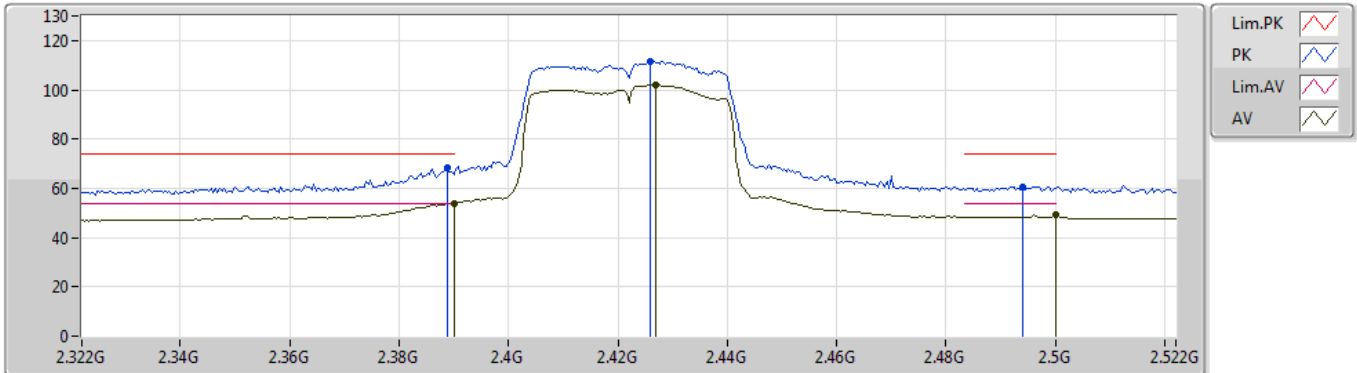
EUT Y_2TX ANT(Port 5&6)
 Setting 14
 02-G-3
 FSU(100015)

Type	Freq (Hz)	Level (dBuV/m)	Limit (dBuV/m)	Margin (dB)	Factor (dB)	Dist (m)	Condition	Azimuth (°)	Height (m)	Comment	Raw (dBuV)
PK	2.3884G	66.82	74.00	-7.18	31.20	3	Vertical	13	1.48	-	35.62
AV	2.39G	53.59	54.00	-0.41	31.20	3	Vertical	13	1.48	-	22.39
PK	2.4152G	111.16	Inf	-Inf	31.26	3	Vertical	13	1.48	-	79.90
AV	2.4164G	101.26	Inf	-Inf	31.27	3	Vertical	13	1.48	-	69.99
PK	2.4928G	63.24	74.00	-10.76	31.42	3	Vertical	13	1.48	-	31.82
AV	2.496G	50.81	54.00	-3.19	31.42	3	Vertical	13	1.48	-	19.39

802.11n HT40_Nss1,(MCS0)_2TX

30/08/2019

2422MHz_TX



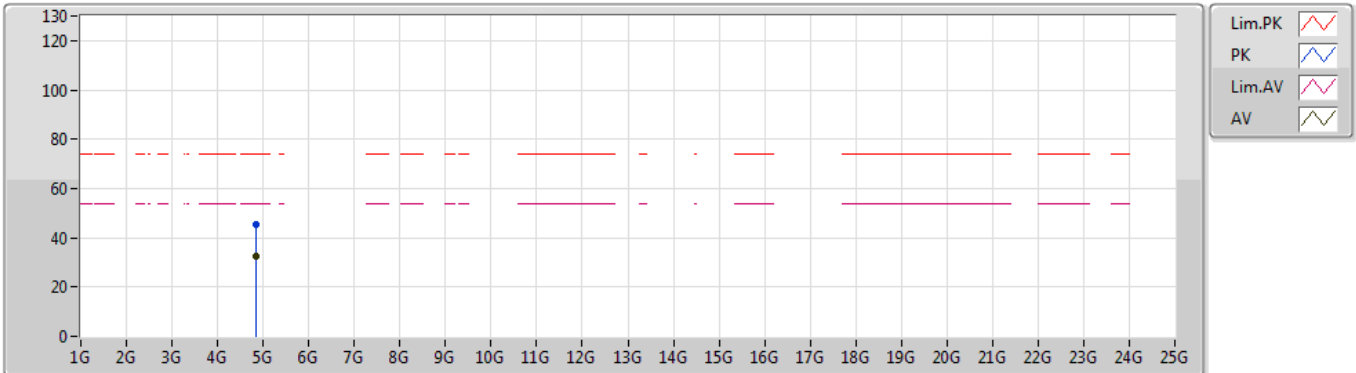
EUT Y_2TX ANT(Port 5&6)
 Setting 14
 02-G-3
 FSU(100015)

Type	Freq (Hz)	Level (dBuV/m)	Limit (dBuV/m)	Margin (dB)	Factor (dB)	Dist (m)	Condition	Azimuth (°)	Height (m)	Comment	Raw (dBuV)
PK	2.3888G	68.49	74.00	-5.51	31.20	3	Horizontal	15	1.52	-	37.29
AV	2.39G	53.95	54.00	-0.05	31.20	3	Horizontal	15	1.52	-	22.75
PK	2.426G	111.56	Inf	-Inf	31.28	3	Horizontal	15	1.52	-	80.28
AV	2.4268G	102.01	Inf	-Inf	31.28	3	Horizontal	15	1.52	-	70.73
PK	2.494G	60.76	74.00	-13.24	31.42	3	Horizontal	15	1.52	-	29.34
AV	2.5G	49.52	54.00	-4.48	31.43	3	Horizontal	15	1.52	-	18.09

802.11n HT40_Nss1,(MCS0)_2TX

30/08/2019

2422MHz_TX



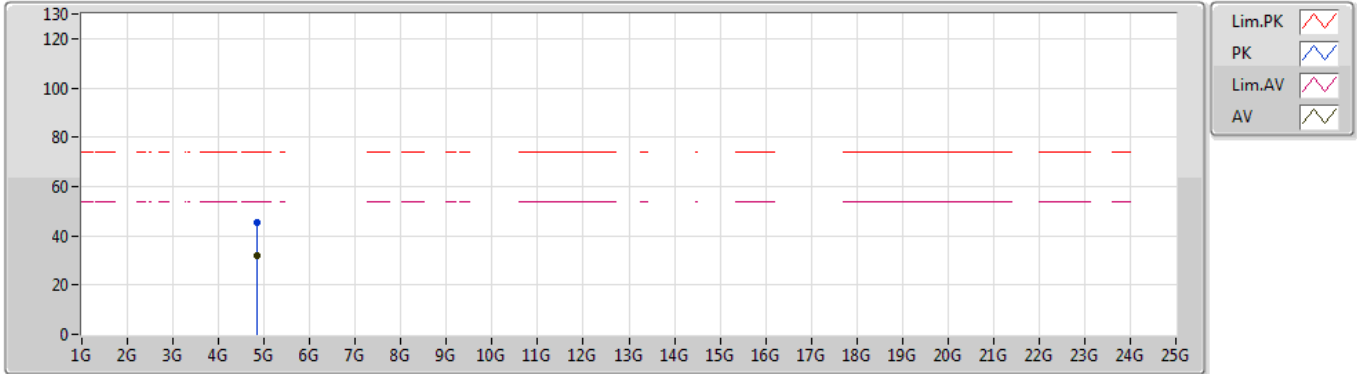
EUT Y_2TX ANT(Port 5&6)
 Setting 14
 02-J-5
 FSU(100015)

Type	Freq (Hz)	Level (dBuV/m)	Limit (dBuV/m)	Margin (dB)	Factor (dB)	Dist (m)	Condition	Azimuth (°)	Height (m)	Comment	Raw (dBuV)
PK	4.82918G	45.51	74.00	-28.49	7.19	3	Vertical	150	1.08	-	38.32
AV	4.84472G	32.22	54.00	-21.78	7.21	3	Vertical	150	1.08	-	25.01

802.11n HT40_Nss1,(MCS0)_2TX

30/08/2019

2422MHz_TX



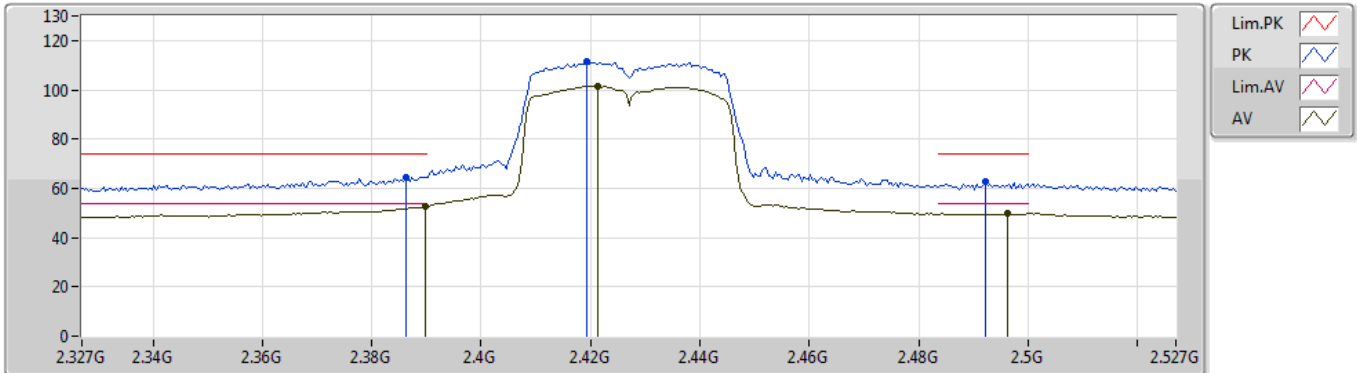
EUT Y_2TX ANT(Port 5&6)
 Setting 14
 02-J-5
 FSU(100015)

Type	Freq (Hz)	Level (dBuV/m)	Limit (dBuV/m)	Margin (dB)	Factor (dB)	Dist (m)	Condition	Azimuth (°)	Height (m)	Comment	Raw (dBuV)
PK	4.84214G	45.31	74.00	-28.69	7.21	3	Horizontal	37	2.47	-	38.10
AV	4.83428G	32.19	54.00	-21.81	7.20	3	Horizontal	37	2.47	-	24.99

802.11n HT40_Nss1,(MCS0)_2TX

30/08/2019

2427MHz_TX



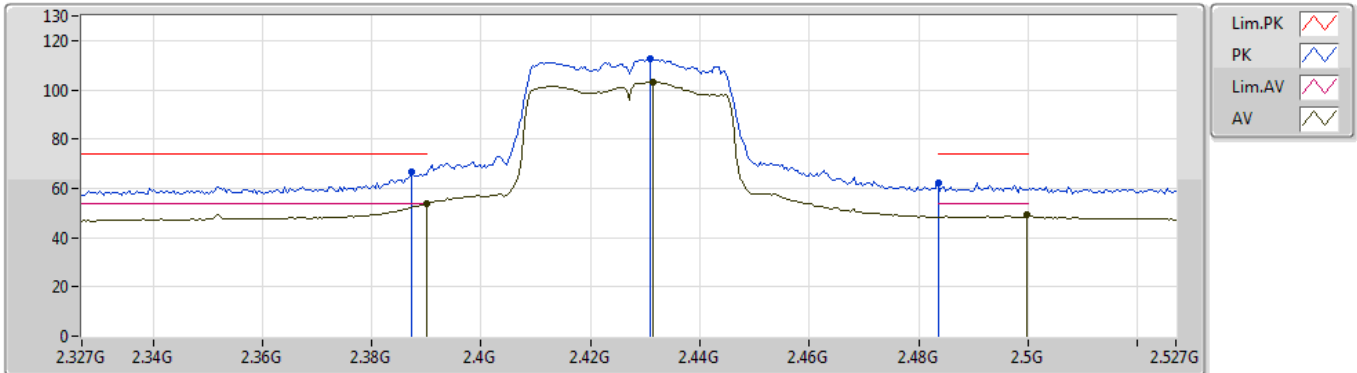
EUT Y_2TX ANT(Port 5&6)
 Setting 14.5
 02-J-5
 FSU(100015)

Type	Freq (Hz)	Level (dBuV/m)	Limit (dBuV/m)	Margin (dB)	Factor (dB)	Dist (m)	Condition	Azimuth (°)	Height (m)	Comment	Raw (dBuV)
PK	2.3862G	64.58	74.00	-9.42	31.20	3	Vertical	354	1.26	-	33.38
AV	2.3898G	52.44	54.00	-1.56	31.20	3	Vertical	354	1.26	-	21.24
PK	2.4194G	111.23	Inf	-Inf	31.27	3	Vertical	354	1.26	-	79.96
AV	2.4214G	101.52	Inf	-Inf	31.27	3	Vertical	354	1.26	-	70.25
PK	2.4922G	62.53	74.00	-11.47	31.42	3	Vertical	354	1.26	-	31.11
AV	2.4962G	50.09	54.00	-3.91	31.42	3	Vertical	354	1.26	-	18.67

802.11n HT40_Nss1,(MCS0)_2TX

30/08/2019

2427MHz_TX



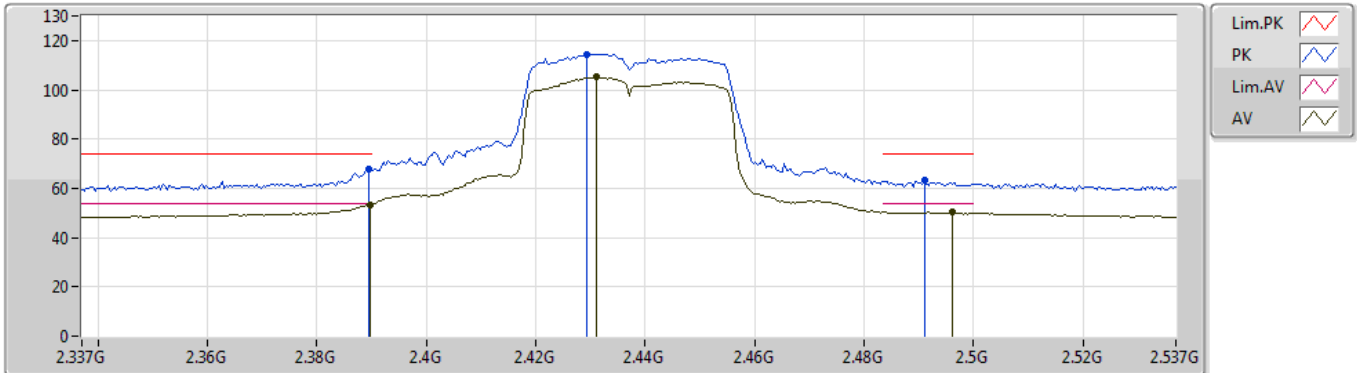
EUT Y_2TX ANT(Port 5&6)
 Setting 14.5
 02-J-5
 FSU(100015)

Type	Freq (Hz)	Level (dBuV/m)	Limit (dBuV/m)	Margin (dB)	Factor (dB)	Dist (m)	Condition	Azimuth (°)	Height (m)	Comment	Raw (dBuV)
PK	2.3874G	66.83	74.00	-7.17	31.20	3	Horizontal	19	1.85	-	35.63
AV	2.39G	53.87	54.00	-0.13	31.20	3	Horizontal	19	1.85	-	22.67
PK	2.431G	112.85	Inf	-Inf	31.29	3	Horizontal	19	1.85	-	81.56
AV	2.4314G	103.26	Inf	-Inf	31.29	3	Horizontal	19	1.85	-	71.97
PK	2.4835G	62.41	74.00	-11.59	31.39	3	Horizontal	19	1.85	-	31.02
AV	2.4998G	49.25	54.00	-4.75	31.43	3	Horizontal	19	1.85	-	17.82

802.11n HT40_Nss1,(MCS0)_2TX

30/08/2019

2437MHz_TX



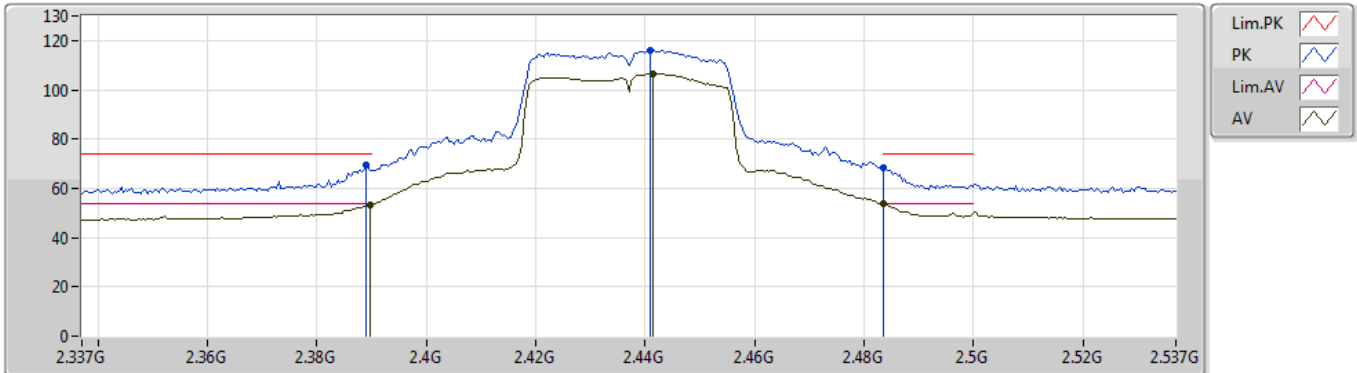
EUT Y_2TX ANT(Port 5&6)
Setting 18
02-G-3
FSU(100015)

Type	Freq (Hz)	Level (dBuV/m)	Limit (dBuV/m)	Margin (dB)	Factor (dB)	Dist (m)	Condition	Azimuth (°)	Height (m)	Comment	Raw (dBuV)
PK	2.3894G	67.80	74.00	-6.20	31.20	3	Vertical	19	1.02	-	36.60
AV	2.3898G	53.51	54.00	-0.49	31.20	3	Vertical	19	1.02	-	22.31
PK	2.4294G	114.55	Inf	-Inf	31.29	3	Vertical	19	1.02	-	83.26
AV	2.431G	105.22	Inf	-Inf	31.29	3	Vertical	19	1.02	-	73.93
PK	2.491G	63.19	74.00	-10.81	31.42	3	Vertical	19	1.02	-	31.77
AV	2.4962G	50.68	54.00	-3.32	31.42	3	Vertical	19	1.02	-	19.26

802.11n HT40_Nss1,(MCS0)_2TX

30/08/2019

2437MHz_TX



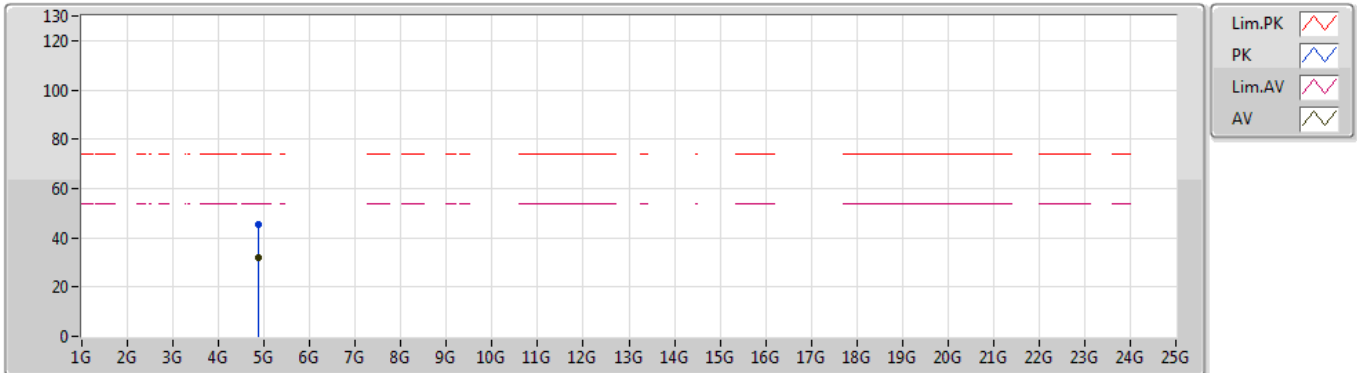
EUT Y_2TX ANT(Port 5&6)
 Setting 18
 02-G-3
 FSU(100015)

Type	Freq (Hz)	Level (dBuV/m)	Limit (dBuV/m)	Margin (dB)	Factor (dB)	Dist (m)	Condition	Azimuth (°)	Height (m)	Comment	Raw (dBuV)
PK	2.389G	69.74	74.00	-4.26	31.20	3	Horizontal	18	1.66	-	38.54
AV	2.3898G	53.38	54.00	-0.62	31.20	3	Horizontal	18	1.66	-	22.18
PK	2.441G	116.10	Inf	-Inf	31.32	3	Horizontal	18	1.66	-	84.78
AV	2.4414G	106.67	Inf	-Inf	31.32	3	Horizontal	18	1.66	-	75.35
PK	2.4835G	68.23	74.00	-5.77	31.39	3	Horizontal	18	1.66	-	36.84
AV	2.4835G	53.94	54.00	-0.06	31.39	3	Horizontal	18	1.66	-	22.55

802.11n HT40_Nss1,(MCS0)_2TX

30/08/2019

2437MHz_TX



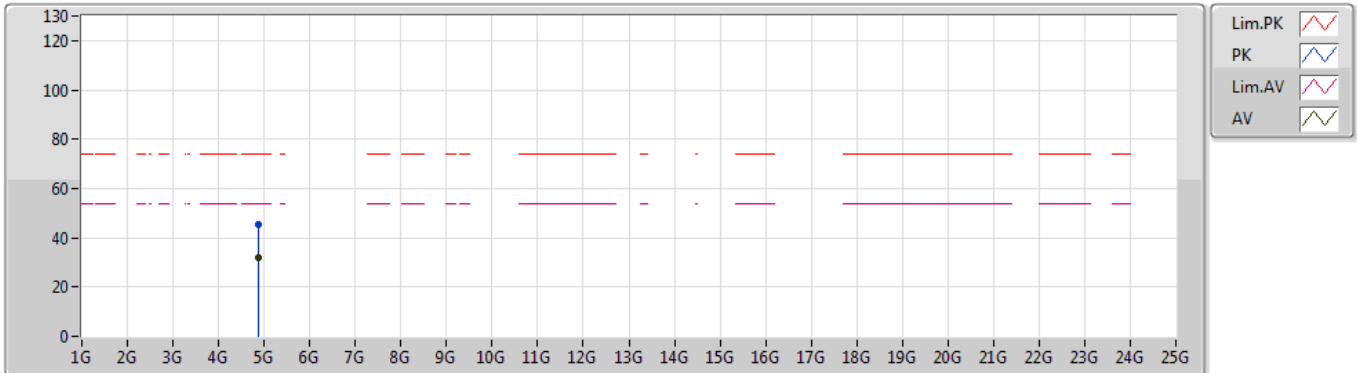
EUT Y_2TX ANT(Port 5&6)
 Setting 18
 02-J-5
 FSU(100015)

Type	Freq (Hz)	Level (dBuV/m)	Limit (dBuV/m)	Margin (dB)	Factor (dB)	Dist (m)	Condition	Azimuth (°)	Height (m)	Comment	Raw (dBuV)
PK	4.87682G	45.49	74.00	-28.51	7.30	3	Vertical	20	2.68	-	38.19
AV	4.8632G	31.93	54.00	-22.07	7.26	3	Vertical	20	2.68	-	24.67

802.11n HT40_Nss1,(MCS0)_2TX

30/08/2019

2437MHz_TX



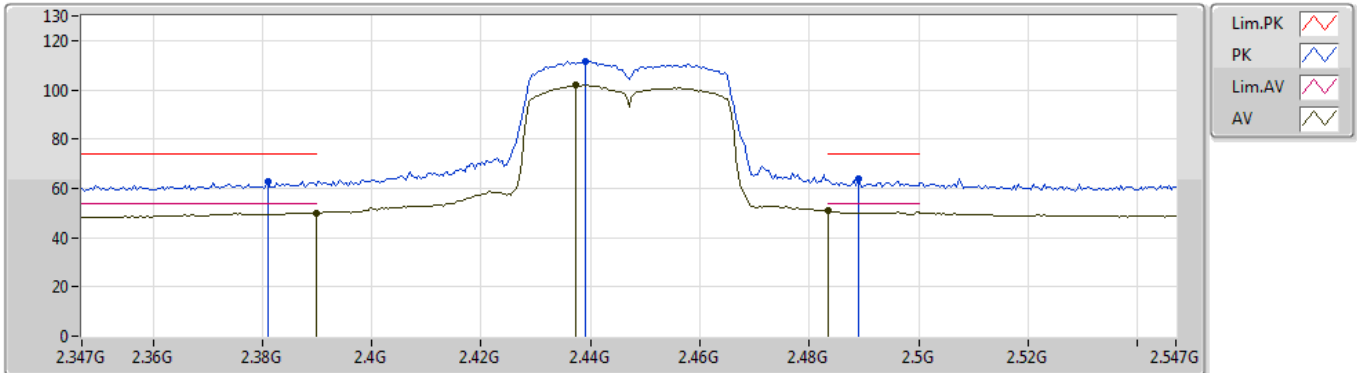
EUT Y_2TX ANT(Port 5&6)
 Setting 18
 02-J-5
 FSU(100015)

Type	Freq (Hz)	Level (dBuV/m)	Limit (dBuV/m)	Margin (dB)	Factor (dB)	Dist (m)	Condition	Azimuth (°)	Height (m)	Comment	Raw (dBuV)
PK	4.86464G	45.38	74.00	-28.62	7.26	3	Horizontal	35	2.63	-	38.12
AV	4.87814G	31.84	54.00	-22.16	7.30	3	Horizontal	35	2.63	-	24.54

802.11n HT40_Nss1,(MCS0)_2TX

30/08/2019

2447MHz_TX



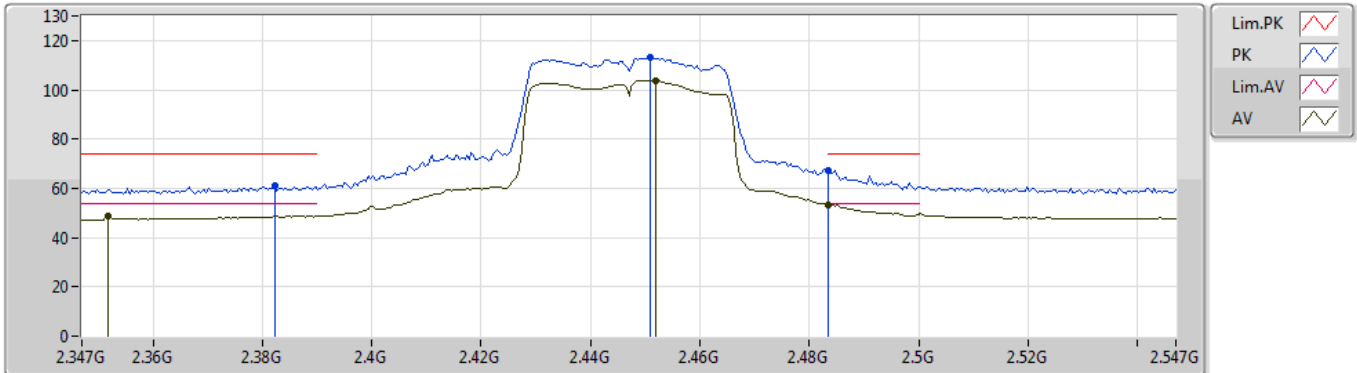
EUT Y_2TX ANT(Port 5&6)
 Setting 15
 02-J-5
 FSU(100015)

Type	Freq (Hz)	Level (dBuV/m)	Limit (dBuV/m)	Margin (dB)	Factor (dB)	Dist (m)	Condition	Azimuth (°)	Height (m)	Comment	Raw (dBuV)
PK	2.381G	62.90	74.00	-11.10	31.19	3	Vertical	359	1.23	-	31.71
AV	2.3898G	50.15	54.00	-3.85	31.20	3	Vertical	359	1.23	-	18.95
PK	2.439G	111.62	Inf	-Inf	31.31	3	Vertical	359	1.23	-	80.31
AV	2.4374G	101.84	Inf	-Inf	31.30	3	Vertical	359	1.23	-	70.54
PK	2.489G	63.69	74.00	-10.31	31.41	3	Vertical	359	1.23	-	32.28
AV	2.4835G	50.95	54.00	-3.05	31.39	3	Vertical	359	1.23	-	19.56

802.11n HT40_Nss1,(MCS0)_2TX

30/08/2019

2447MHz_TX



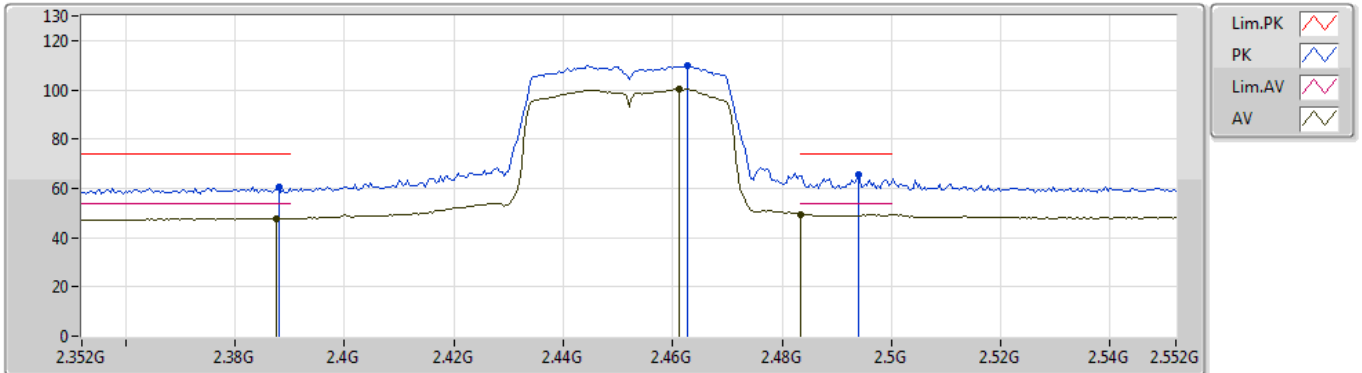
EUT Y_2TX ANT(Port 5&6)
 Setting 15
 02-J-5
 FSU(100015)

Type	Freq (Hz)	Level (dBuV/m)	Limit (dBuV/m)	Margin (dB)	Factor (dB)	Dist (m)	Condition	Azimuth (°)	Height (m)	Comment	Raw (dBuV)
PK	2.3822G	60.93	74.00	-13.07	31.19	3	Horizontal	9	1.88	-	29.74
AV	2.3518G	48.75	54.00	-5.25	31.11	3	Horizontal	9	1.88	-	17.64
PK	2.451G	113.38	Inf	-Inf	31.33	3	Horizontal	9	1.88	-	82.05
AV	2.4518G	103.92	Inf	-Inf	31.33	3	Horizontal	9	1.88	-	72.59
PK	2.4835G	67.11	74.00	-6.89	31.39	3	Horizontal	9	1.88	-	35.72
AV	2.4835G	53.21	54.00	-0.79	31.39	3	Horizontal	9	1.88	-	21.82

802.11n HT40_Nss1,(MCS0)_2TX

30/08/2019

2452MHz_TX



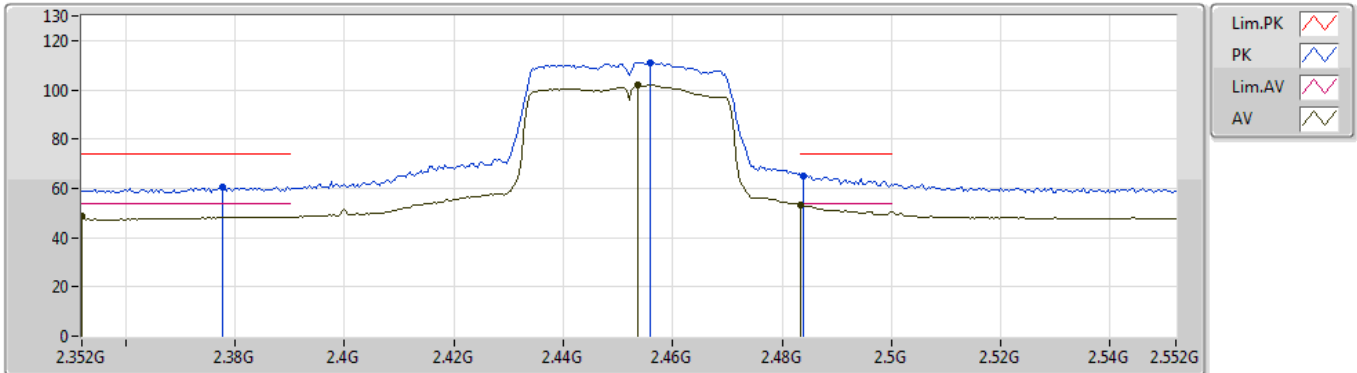
EUT Y_2TX ANT(Port 5&6)
 Setting 13.5
 02-G-3
 FSU(100015)

Type	Freq (Hz)	Level (dBuV/m)	Limit (dBuV/m)	Margin (dB)	Factor (dB)	Dist (m)	Condition	Azimuth (°)	Height (m)	Comment	Raw (dBuV)
PK	2.388G	60.56	74.00	-13.44	31.20	3	Vertical	4	1.65	-	29.36
AV	2.3876G	47.81	54.00	-6.19	31.20	3	Vertical	4	1.65	-	16.61
PK	2.4628G	110.09	Inf	-Inf	31.36	3	Vertical	4	1.65	-	78.73
AV	2.4612G	100.31	Inf	-Inf	31.35	3	Vertical	4	1.65	-	68.96
PK	2.494G	65.82	74.00	-8.18	31.42	3	Vertical	4	1.65	-	34.40
AV	2.4835G	49.54	54.00	-4.46	31.39	3	Vertical	4	1.65	-	18.15

802.11n HT40_Nss1,(MCS0)_2TX

30/08/2019

2452MHz_TX



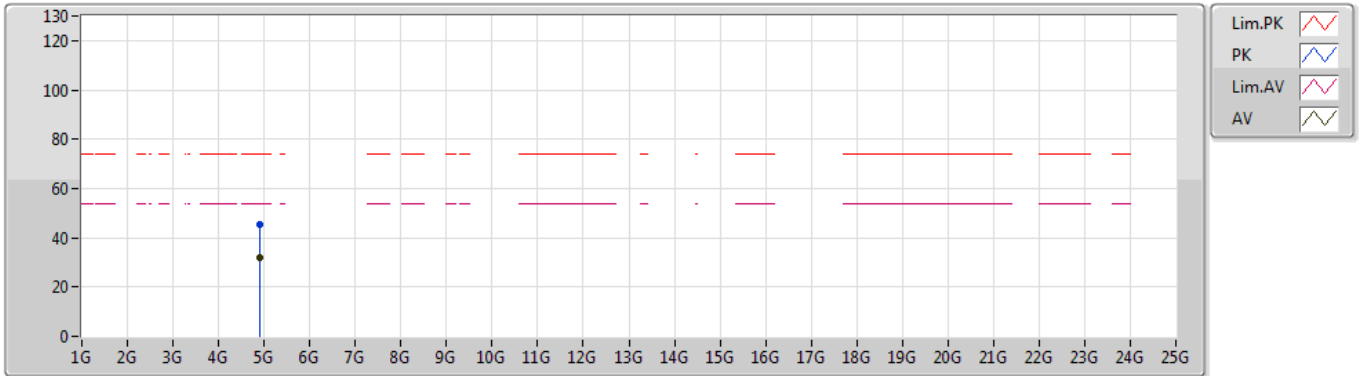
EUT Y_2TX ANT(Port 5&6)
 Setting 13.5
 02-G-3
 FSU(100015)

Type	Freq (Hz)	Level (dBuV/m)	Limit (dBuV/m)	Margin (dB)	Factor (dB)	Dist (m)	Condition	Azimuth (°)	Height (m)	Comment	Raw (dBuV)
PK	2.3776G	60.60	74.00	-13.40	31.17	3	Horizontal	11	1.83	-	29.43
AV	2.352G	48.47	54.00	-5.53	31.11	3	Horizontal	11	1.83	-	17.36
PK	2.456G	111.14	Inf	-Inf	31.34	3	Horizontal	11	1.83	-	79.80
AV	2.4536G	101.82	Inf	-Inf	31.34	3	Horizontal	11	1.83	-	70.48
PK	2.484G	65.23	74.00	-8.77	31.39	3	Horizontal	11	1.83	-	33.84
AV	2.4835G	53.03	54.00	-0.97	31.39	3	Horizontal	11	1.83	-	21.64

802.11n HT40_Nss1,(MCS0)_2TX

30/08/2019

2452MHz_TX



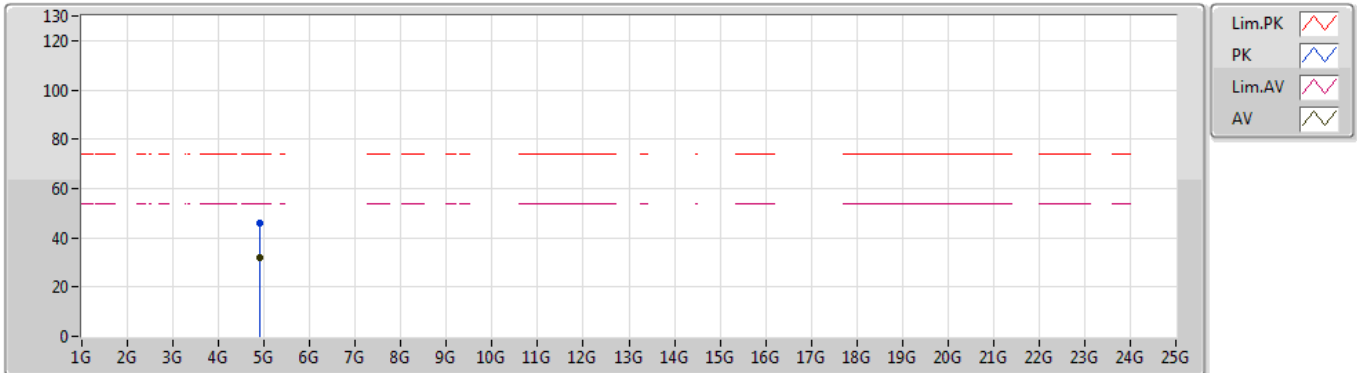
EUT Y_2TX ANT(Port 5&6)
 Setting 13.5
 02-J-5
 FSU(100015)

Type	Freq (Hz)	Level (dBuV/m)	Limit (dBuV/m)	Margin (dB)	Factor (dB)	Dist (m)	Condition	Azimuth (°)	Height (m)	Comment	Raw (dBuV)
PK	4.90994G	45.19	74.00	-28.81	7.37	3	Vertical	17	2.36	-	37.82
AV	4.91558G	32.04	54.00	-21.96	7.38	3	Vertical	17	2.36	-	24.66

802.11n HT40_Nss1,(MCS0)_2TX

30/08/2019

2452MHz_TX



EUT Y_2TX ANT(Port 5&6)
 Setting 13.5
 02-J-5
 FSU(100015)

Type	Freq (Hz)	Level (dBuV/m)	Limit (dBuV/m)	Margin (dB)	Factor (dB)	Dist (m)	Condition	Azimuth (°)	Height (m)	Comment	Raw (dBuV)
PK	4.90454G	45.90	74.00	-28.10	7.36	3	Horizontal	177	1.99	-	38.54
AV	4.91696G	31.92	54.00	-22.08	7.38	3	Horizontal	177	1.99	-	24.54