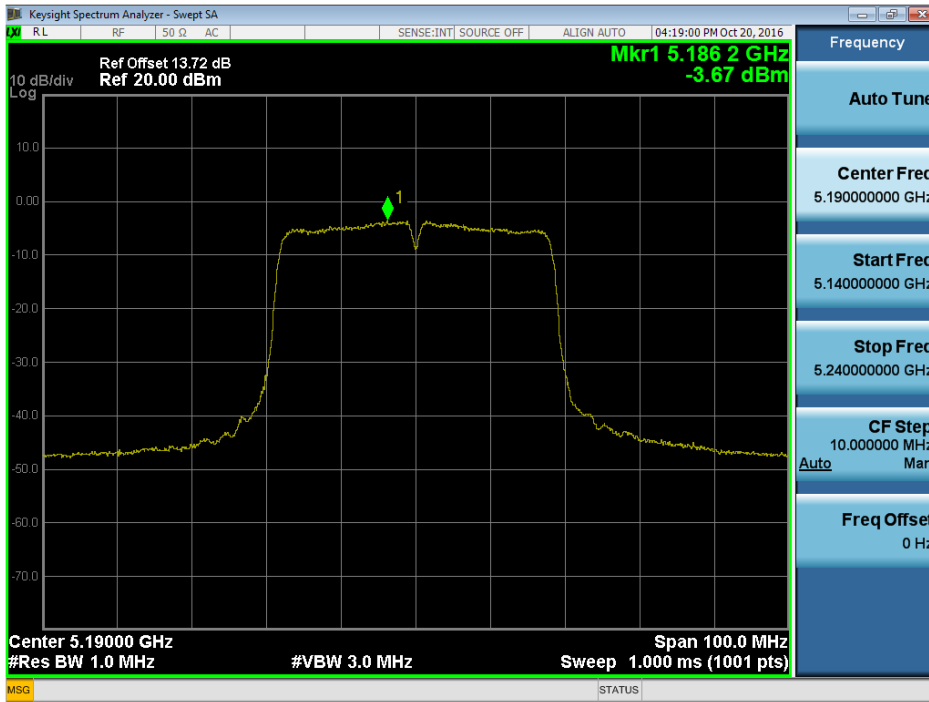
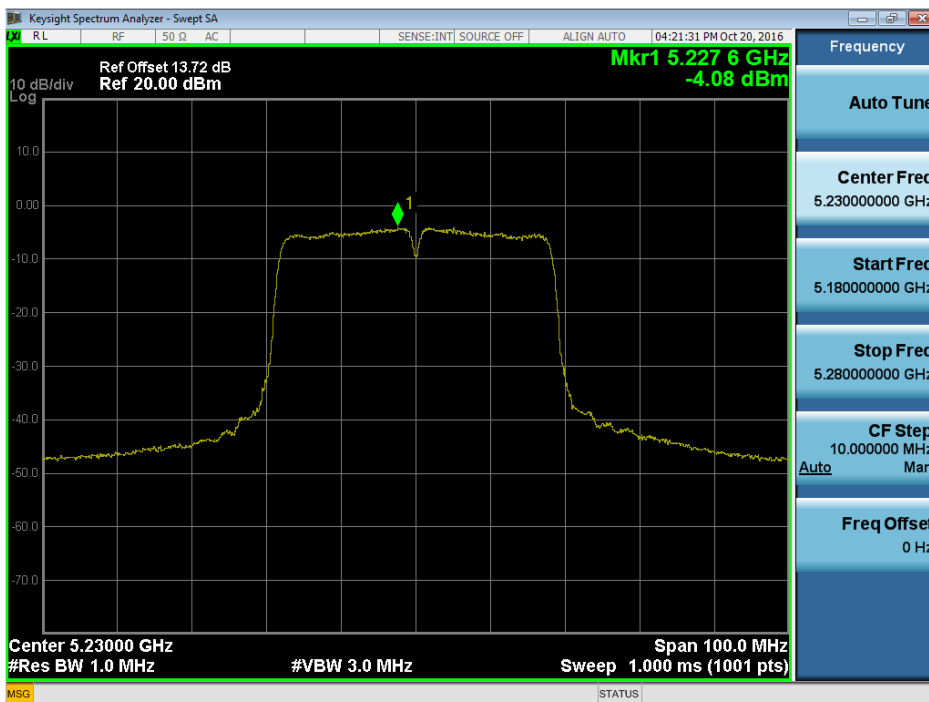


CH38



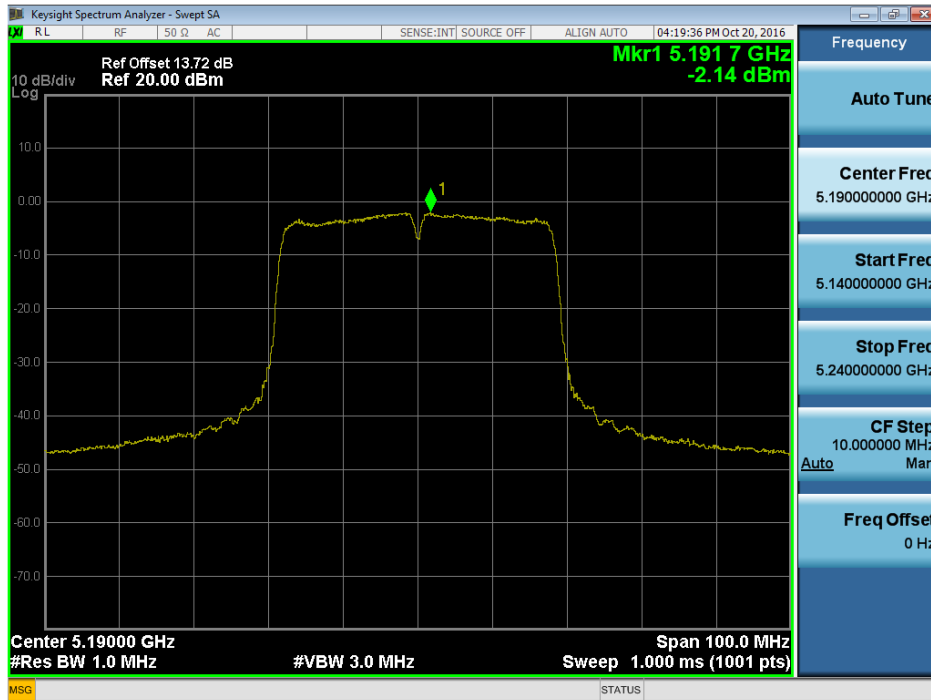
CH46



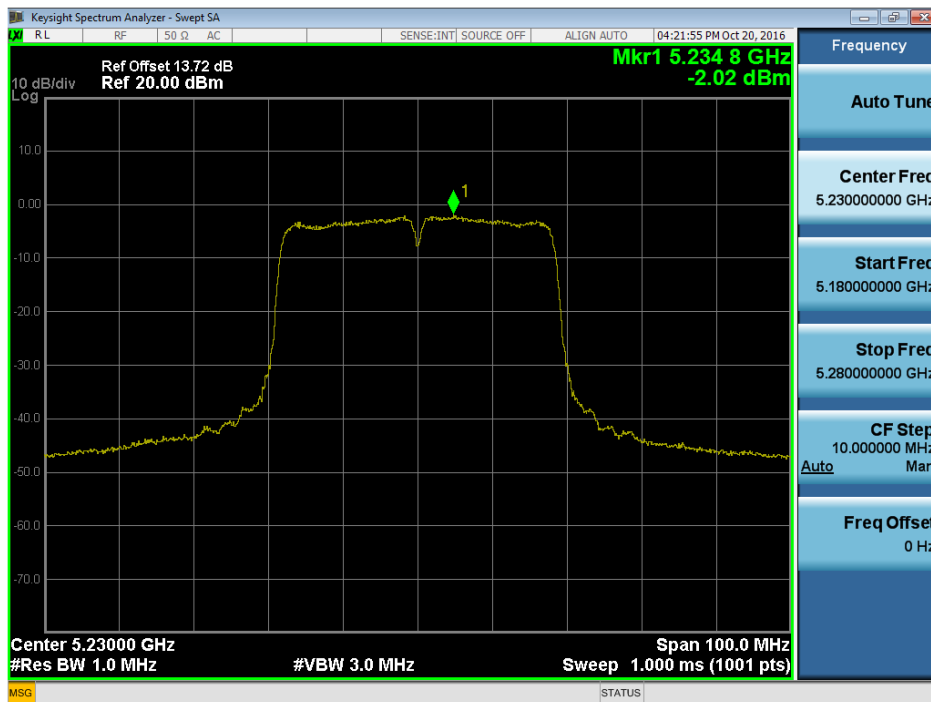
Test Mode: UNII-1/TX N40 Mode_CH38/CH46_ANT 2

Channel	Frequency (MHz)	Power Density (dBm/MHz)	Duty Factor (dBm/MHz)	Power Density + Duty Factor (dBm/MHz)	Limit (dBm/MHz)
CH38	5190	-2.14	1.39	-0.75	17.00
CH46	5230	-2.02	1.39	-0.63	17.00

CH38



CH46



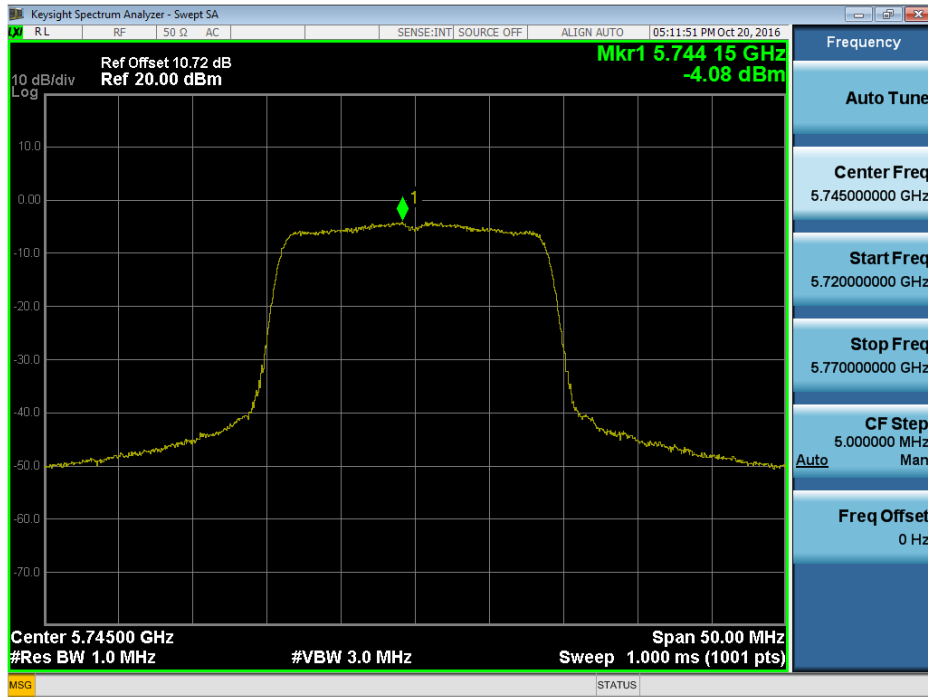
Test Mode: UNII-1/TX N40 Mode_CH38/CH46_Total

Channel	Frequency (MHz)	Power Density + Duty Factor (dBm/500kHz)	Limit (dBm/MHz)
CH38	5190	1.56	17.00
CH46	5230	1.47	17.00

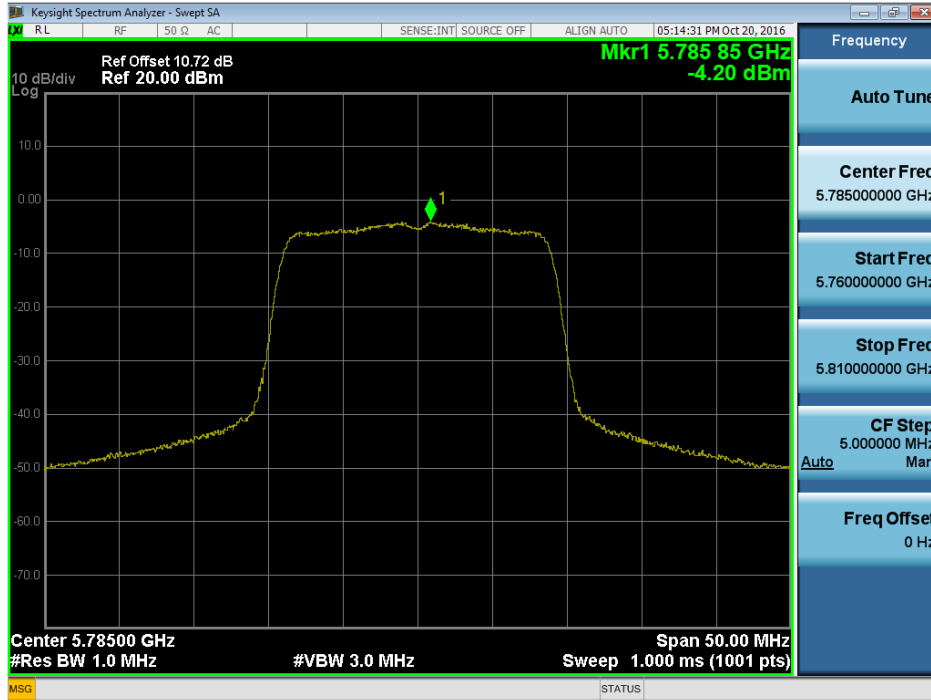
Test Mode: UNII-3/ TX N20 Mode_CH149/CH157/CH165_ANT 1

Channel	Frequency (MHz)	Power Density (dBm/500kHz)	Duty Factor (dBm/MHz)	Power Density + Duty Factor (dBm/500kHz)	Limit (dBm/500kHz)
CH149	5745	-4.08	0.64	-3.44	30.00
CH157	5785	-4.20	0.64	-3.56	30.00
CH165	5825	-4.08	0.64	-3.44	30.00

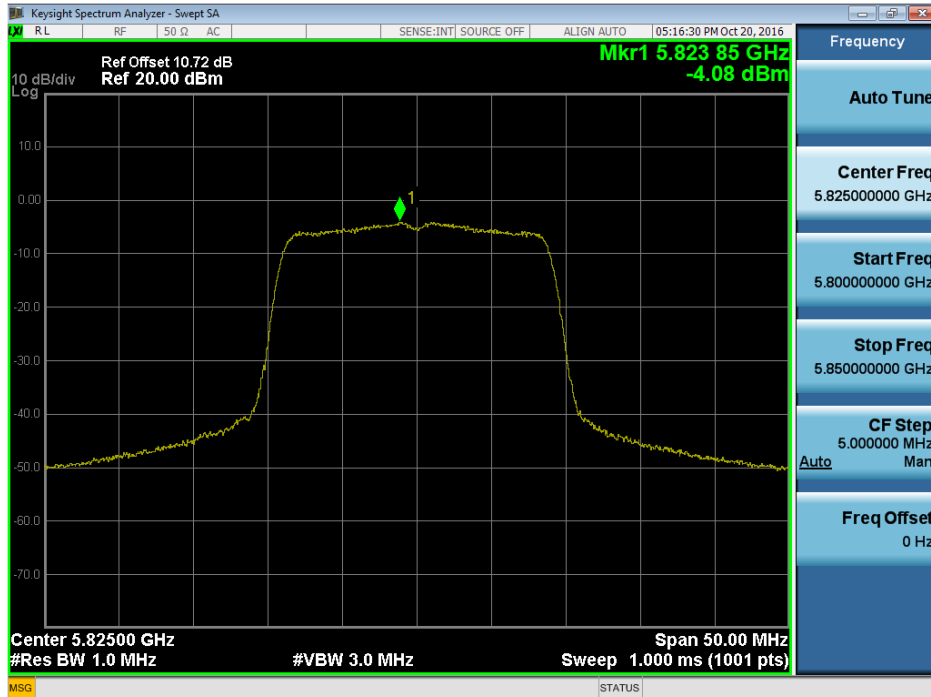
TX CH149



TX CH157



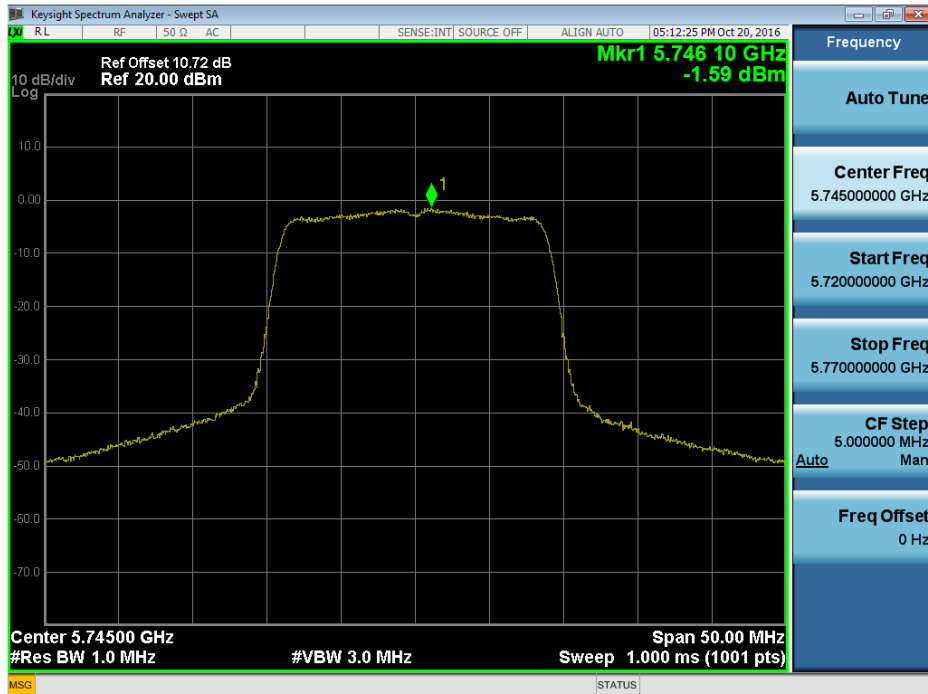
TX CH165



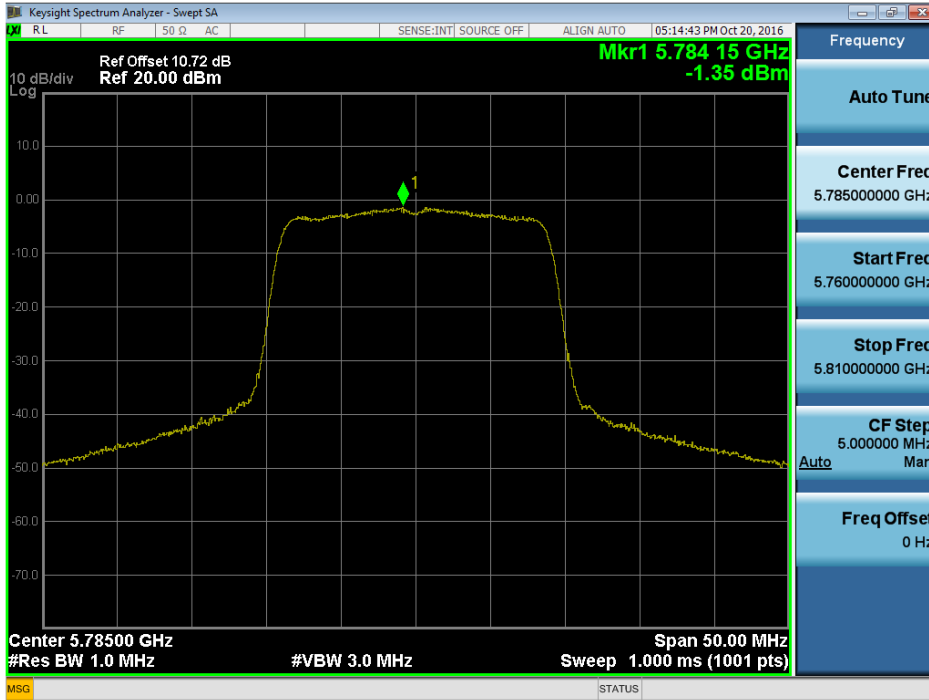
Test Mode: UNII-3/ TX N20 Mode_CH149/CH157/CH165_ANT 2

Channel	Frequency (MHz)	Power Density (dBm/500kHz)	Duty Factor (dBm/MHz)	Power Density + Duty Factor (dBm/500kHz)	Limit (dBm/500kHz)
CH149	5745	-1.59	0.64	-0.95	30.00
CH157	5785	-1.35	0.64	-0.71	30.00
CH165	5825	-1.70	0.64	-1.06	30.00

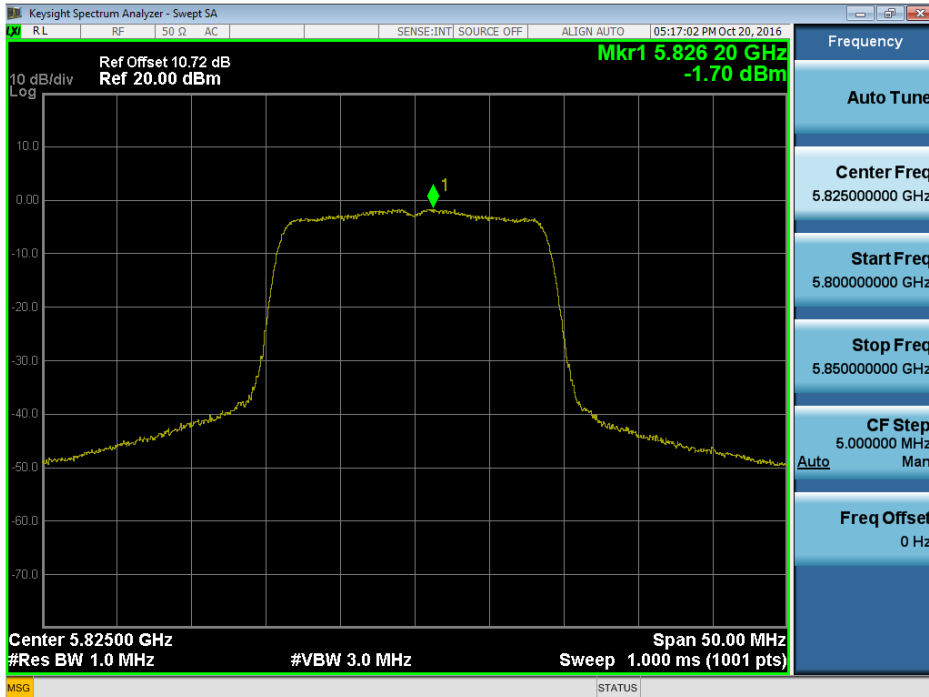
TX CH149



TX CH157



TX CH165



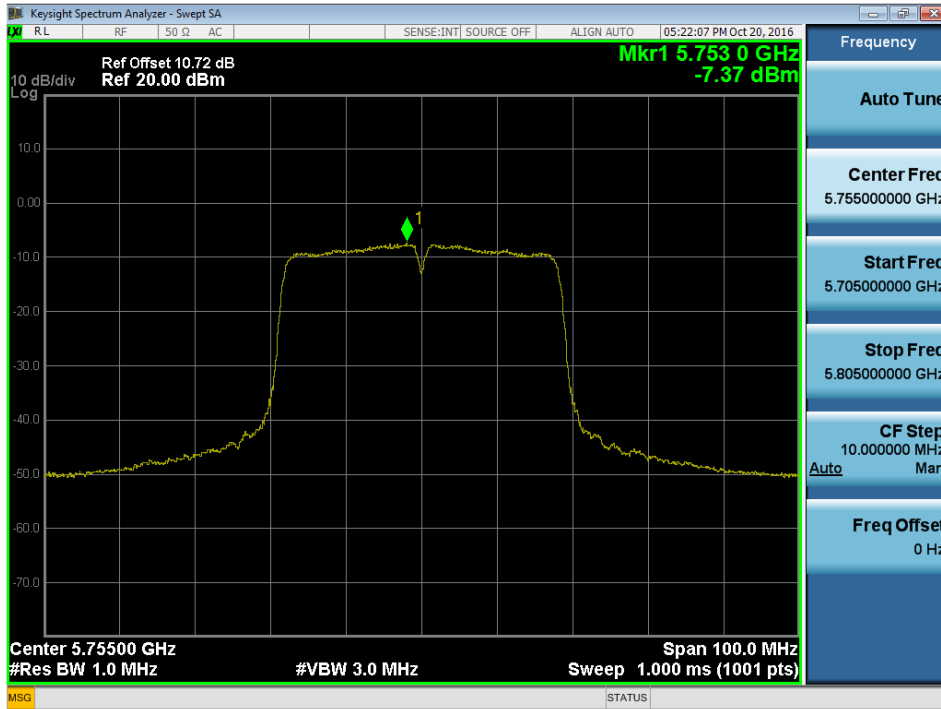
Test Mode: UNII-3/ TX N20 Mode_CH149/CH157/CH165_Total

Channel	Frequency (MHz)	Power Density + Duty Factor (dBm/500kHz)	Limit (dBm/500kHz)
CH149	5745	0.99	30.00
CH157	5785	1.10	30.00
CH165	5825	0.92	30.00

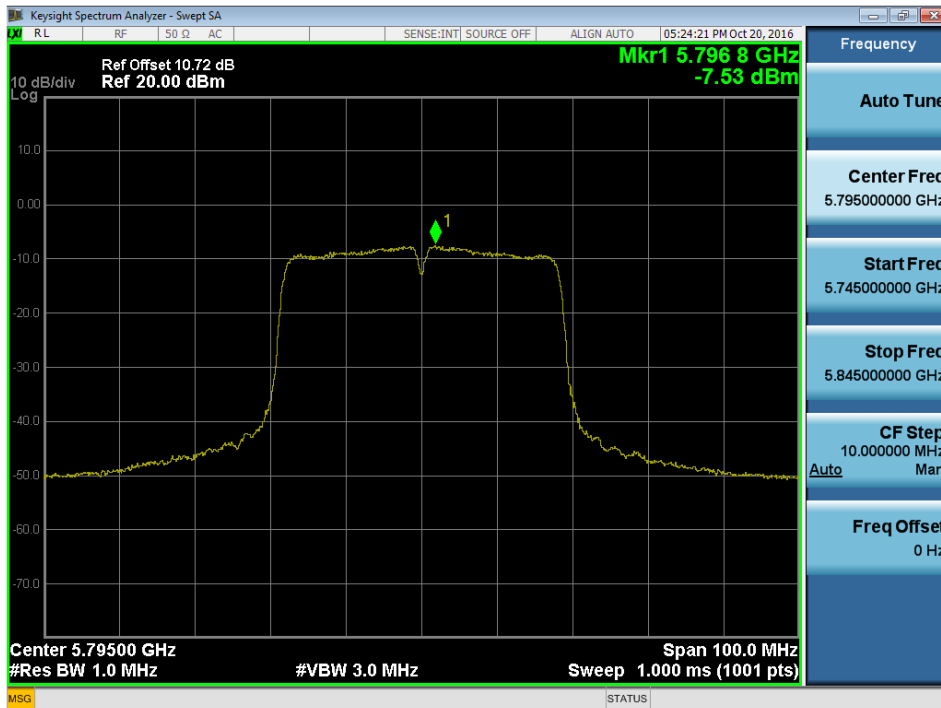
Test Mode: UNII-3/ TX N40 Mode_CH151/CH159_ANT 1

Channel	Frequency (MHz)	Power Density (dBm/500kHz)	Duty Factor (dBm/MHz)	Power Density + Duty Factor (dBm/500kHz)	Limit (dBm/500kHz)
CH151	5755	-7.37	1.39	-5.98	30.00
CH159	5795	-7.53	1.39	-6.14	30.00

TX CH151



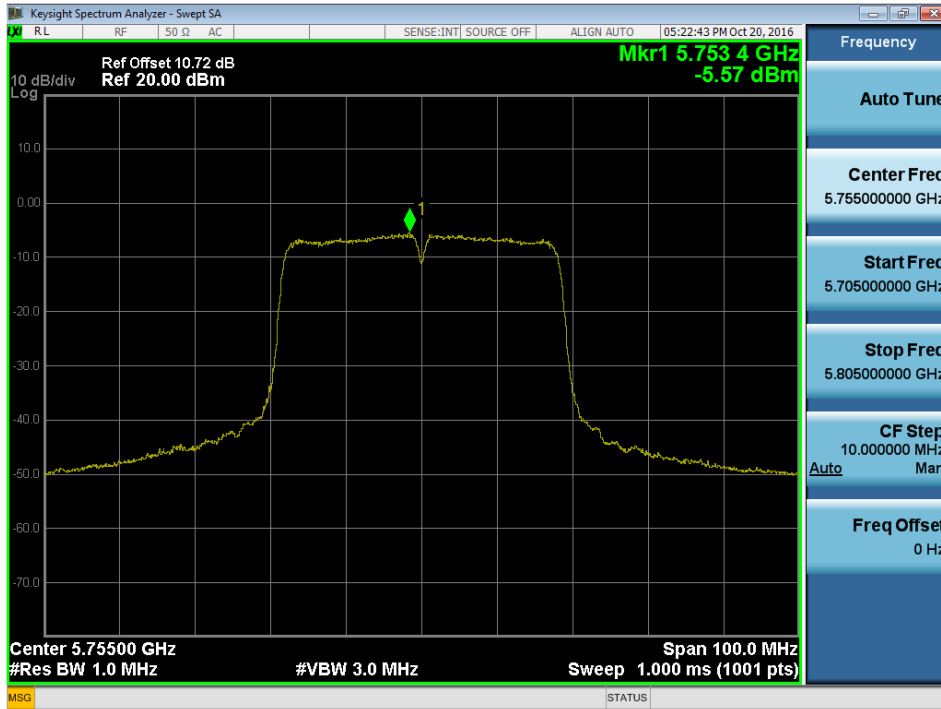
TX CH159



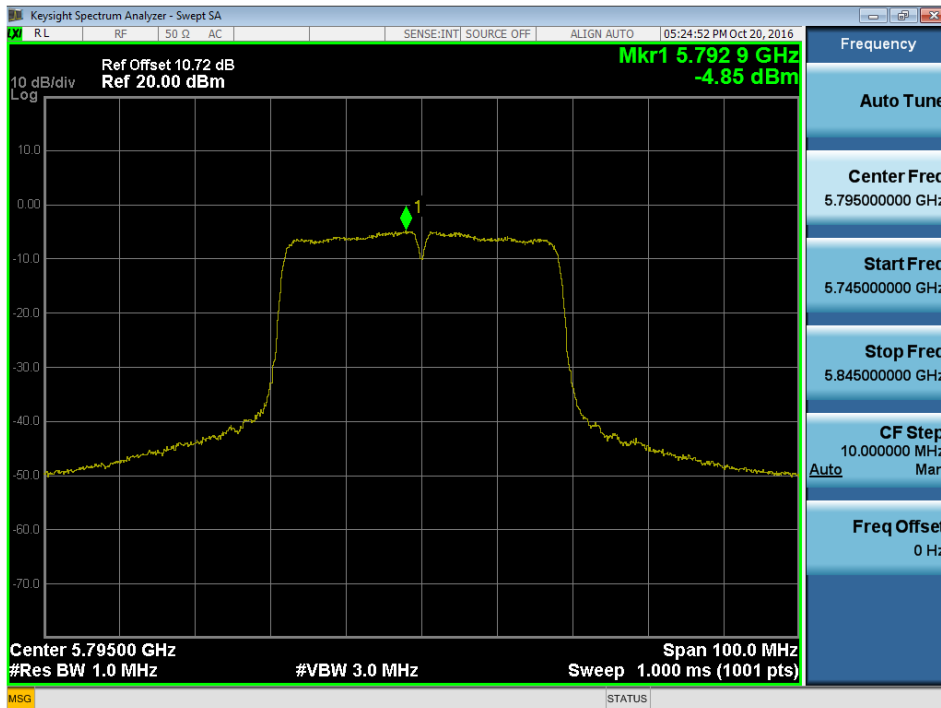
Test Mode: UNII-3/ TX N40 Mode_CH151/CH159_ANT 2

Channel	Frequency (MHz)	Power Density (dBm/500kHz)	Duty Factor (dBm/MHz)	Power Density + Duty Factor (dBm/500kHz)	Limit (dBm/500kHz)
CH151	5755	-5.57	1.39	-4.18	30.00
CH159	5795	-4.85	1.39	-3.46	30.00

TX CH151



TX CH159



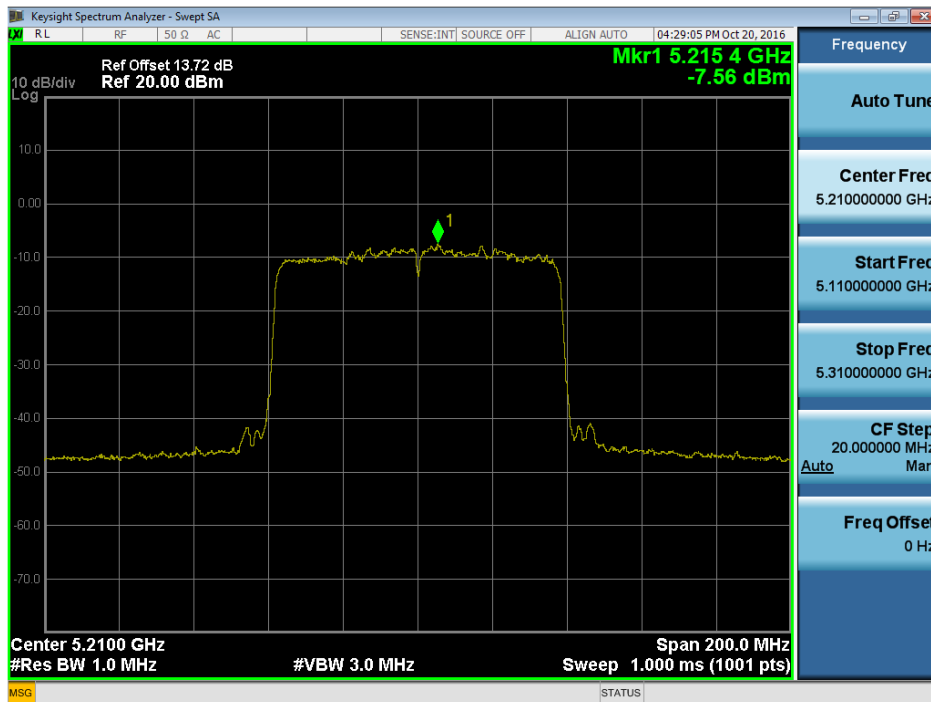
Test Mode: UNII-3/ TX N40 Mode_CH151/CH159_Total

Channel	Frequency (MHz)	Power Density + Duty Factor (dBm/500kHz)	Limit (dBm/500kHz)
CH151	5755	-1.98	30.00
CH159	5795	-1.59	30.00

Test Mode: UNII-1/TX AC(VHT80) Mode_CH42_ANT 1

Channel	Frequency (MHz)	Power Density (dBm/MHz)	Duty Factor (dBm/MHz)	Power Density + Duty Factor (dBm/MHz)	Limit (dBm/MHz)
CH42	5210	-7.56	0.72	-6.84	17.00

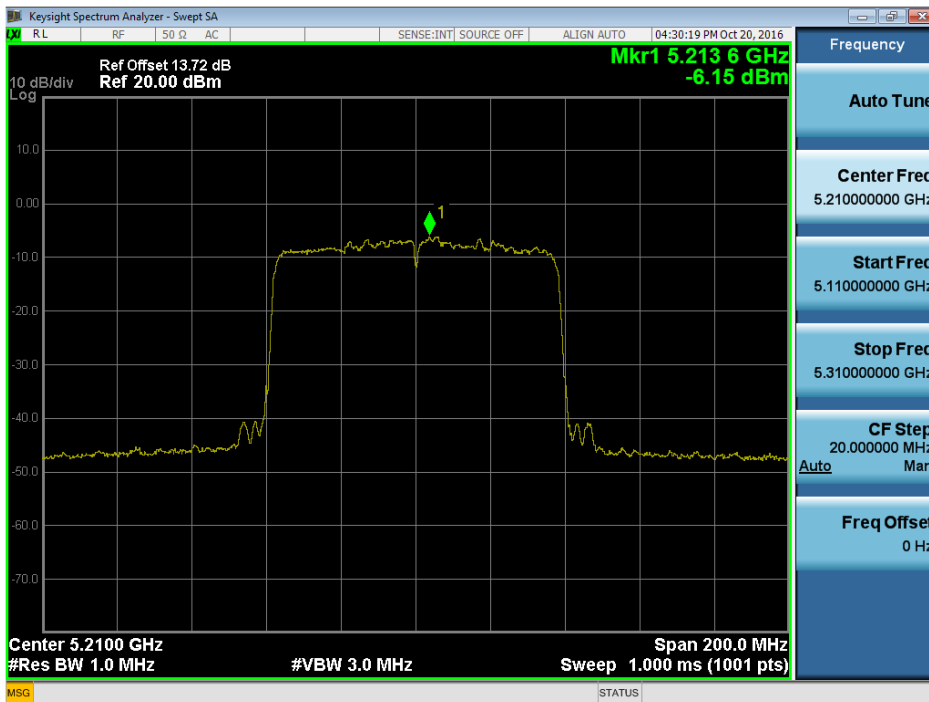
CH42



Test Mode: UNII-1/TX AC(VHT80) Mode_CH42_ANT 2

Channel	Frequency (MHz)	Power Density (dBm/MHz)	Duty Factor (dBm/MHz)	Power Density + Duty Factor (dBm/MHz)	Limit (dBm/MHz)
CH42	5210	-6.15	0.72	-5.43	17.00

CH42



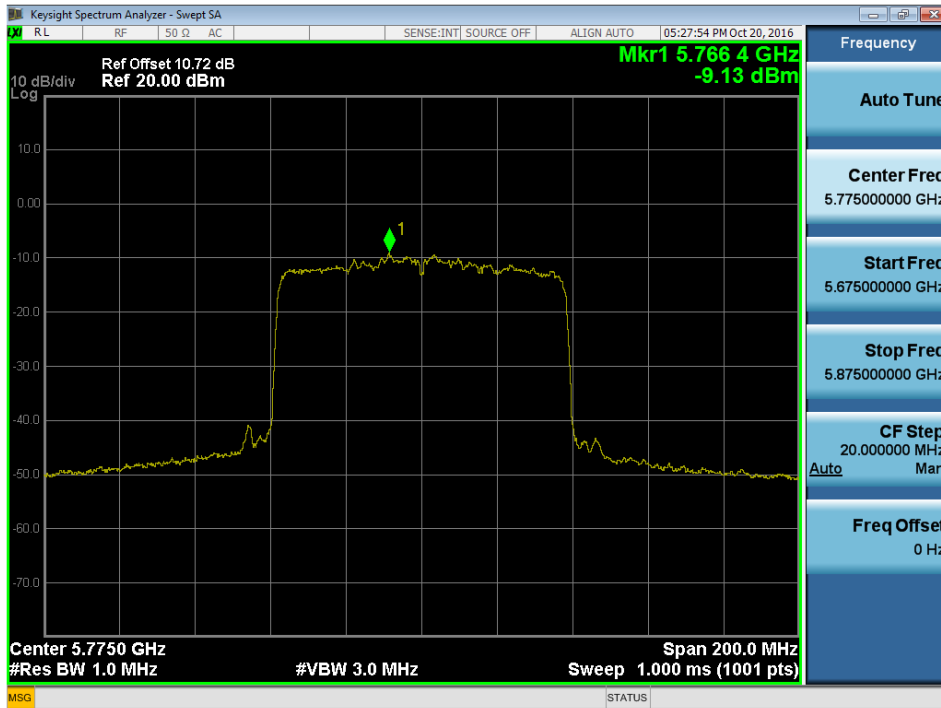
Test Mode: UNII-1/TX AC(VHT80) Mode_CH42_Total

Channel	Frequency (MHz)	Power Density + Duty Factor (dBm/MHz)	Limit (dBm/MHz)
CH42	5210	-3.07	17.00

Test Mode: UNII-3/ TX AC(VHT80) Mode_CH155_ANT 1

Channel	Frequency (MHz)	Power Density (dBm/500kHz)	Duty Factor (dBm/MHz)	Power Density + Duty Factor (dBm/500kHz)	Limit (dBm/500kHz)
CH155	5775	-9.13	0.72	-8.41	30.00

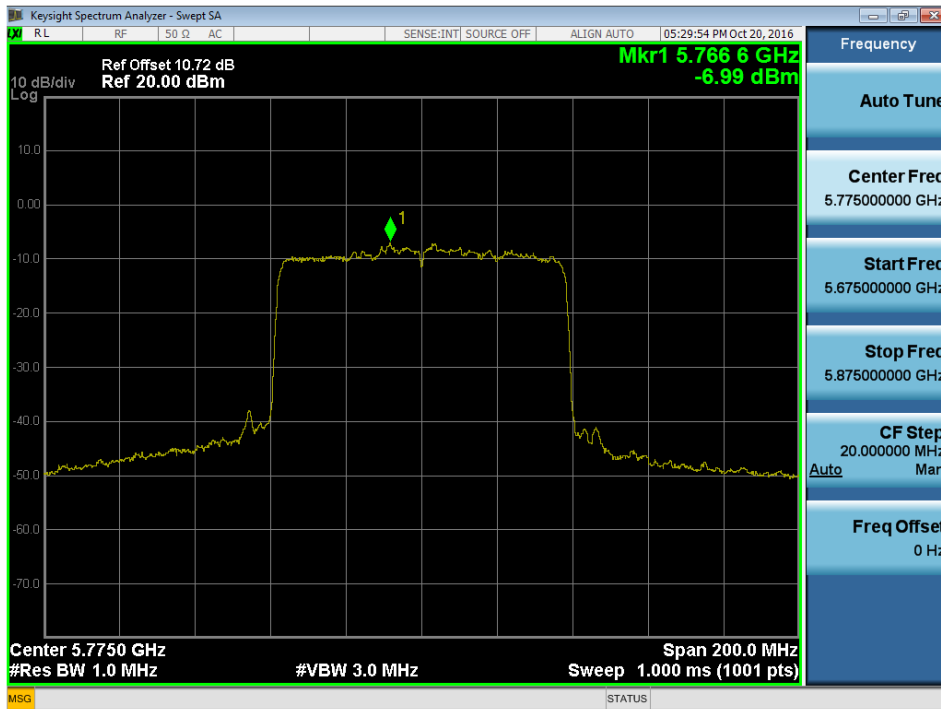
TX CH155



Test Mode: UNII-3/ TX AC(VHT80) Mode_CH155_ANT 2

Channel	Frequency (MHz)	Power Density (dBm/500kHz)	Duty Factor (dBm/MHz)	Power Density + Duty Factor (dBm/500kHz)	Limit (dBm/500kHz)
CH155	5775	-6.99	0.72	-6.27	30.00

TX CH155



Test Mode: UNII-3/ TX AC(VHT80) Mode_CH155_Total

Channel	Frequency (MHz)	Power Density + Duty Factor (dBm/MHz)	Limit (dBm/500kHz)
CH155	5775	-4.20	30.00

ATTACHMENT H - FREQUENCY STABILITY

Test Mode:	UNII-1
-------------------	---------------

Voltage vs. Frequency Stability

Voltage	Measurement Frequency (MHz)
(V)	5180.0000
37	5179.9340
48	5179.9332
57	5179.9322
Max. Deviation (MHz)	0.0678
Max. Deviation (ppm)	13.0888

Temperature vs. Frequency Stability

Temperature	Measurement Frequency (MHz)
(°C)	5180.0000
0	5179.9366
10	5179.9366
20	5179.9370
30	5179.9372
40	5179.9364
Max. Deviation (MHz)	0.0636
Max. Deviation (ppm)	12.2780

Test Mode:	UNII-3
-------------------	---------------

Voltage vs. Frequency Stability

Voltage	Measurement Frequency (MHz)
(V)	5745.0000
37	5744.9212
48	5744.9208
57	5744.9202
Max. Deviation (MHz)	0.0798
Max. Deviation (ppm)	13.8903

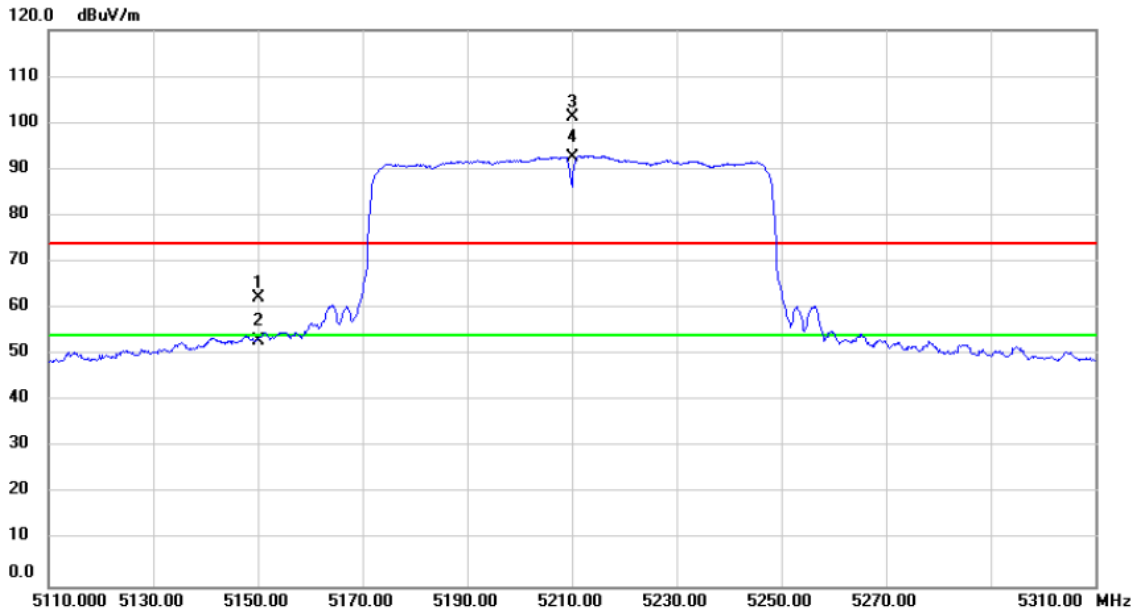
Temperature vs. Frequency Stability

Temperature	Measurement Frequency (MHz)
(°C)	5745.0000
0	5744.9208
10	5744.9210
20	5744.9210
30	5744.9208
40	5744.9212
Max. Deviation (MHz)	0.0792
Max. Deviation (ppm)	13.7859

APPENDIX – VERIFY DATA

Orthogonal Axis :	X
Test Mode :	UNII-1/ TX AC(VHT80) Mode 5210MHz

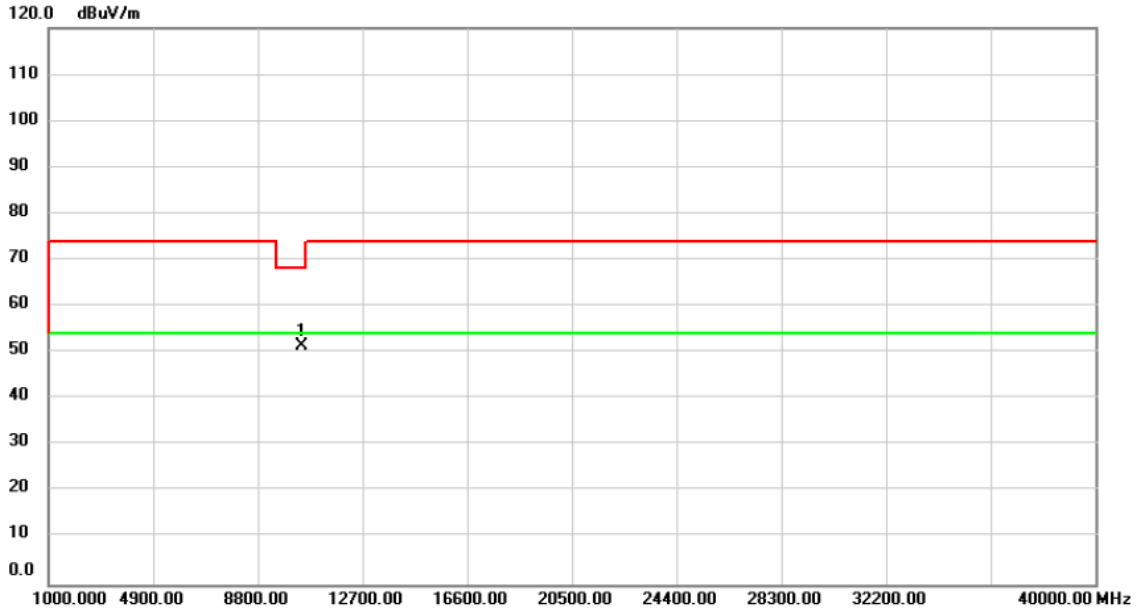
Vertical



No.	Mk.	Freq. MHz	Reading Level dBuV	Correct Factor dB	Measure- ment dBuV/m	Limit dBuV/m	Over dB	Detector	Comment
1		5150.000	24.66	37.47	62.13	74.00	-11.87	peak	
2		5150.000	15.43	37.47	52.90	54.00	-1.10	AVG	
3	X	5210.000	63.56	37.55	101.11	74.00	27.11	peak	No Limit
4	*	5210.000	55.14	37.55	92.69	54.00	38.69	AVG	No Limit

Orthogonal Axis :	X
Test Mode :	UNII-1/ TX AC(VHT80) Mode 5210MHz

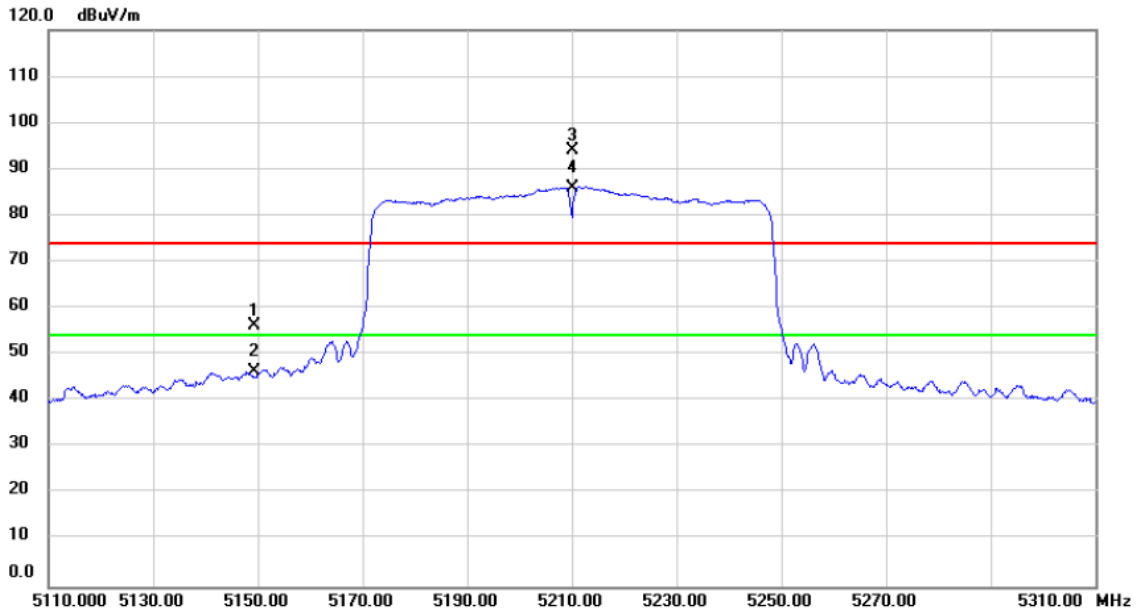
Vertical



No.	Mk.	Freq.	Reading Level	Correct Factor	Measurement	Limit	Over	Detector	Comment
		MHz	dBuV	dB	dBuV/m	dBuV/m	dB		
1	*	10420.00	49.74	1.86	51.60	68.20	-16.60	peak	

Orthogonal Axis :	X
Test Mode :	UNII-1/ TX AC(VHT80) Mode 5210MHz

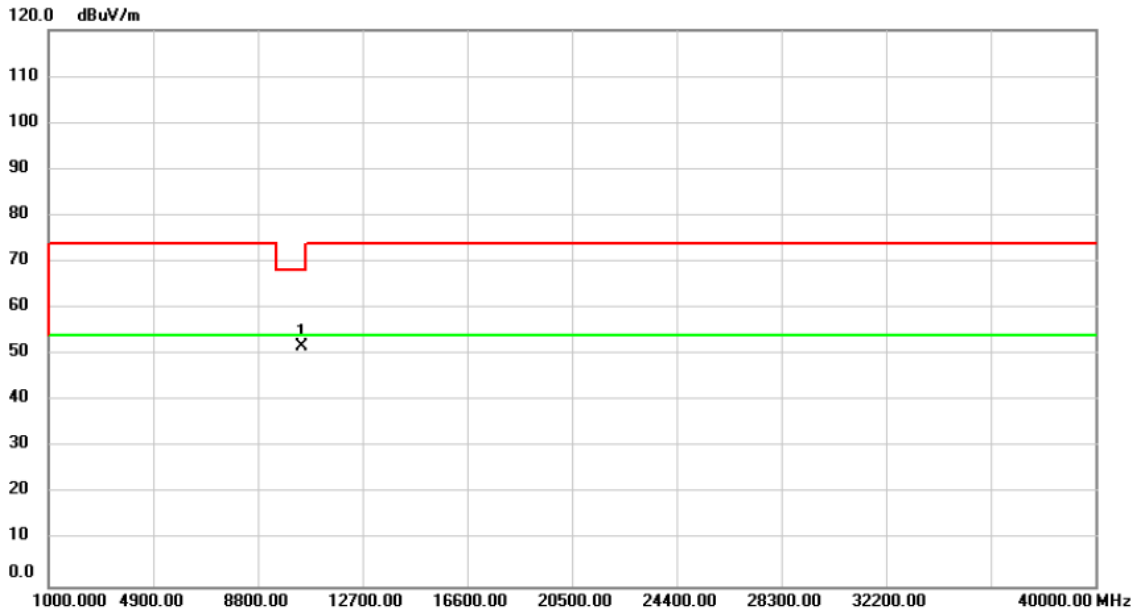
Horizontal



No.	Mk.	Freq.	Reading Level	Correct Factor	Measurement	Limit	Over	Detector	Comment
		MHz	dBuV	dB	dBuV/m	dBuV/m	dB		
1		5149.450	18.89	37.47	56.36	74.00	-17.64	peak	
2		5149.450	8.76	37.47	46.23	54.00	-7.77	AVG	
3	X	5210.000	56.55	37.55	94.10	74.00	20.10	peak	No Limit
4	*	5210.000	48.49	37.55	86.04	54.00	32.04	AVG	No Limit

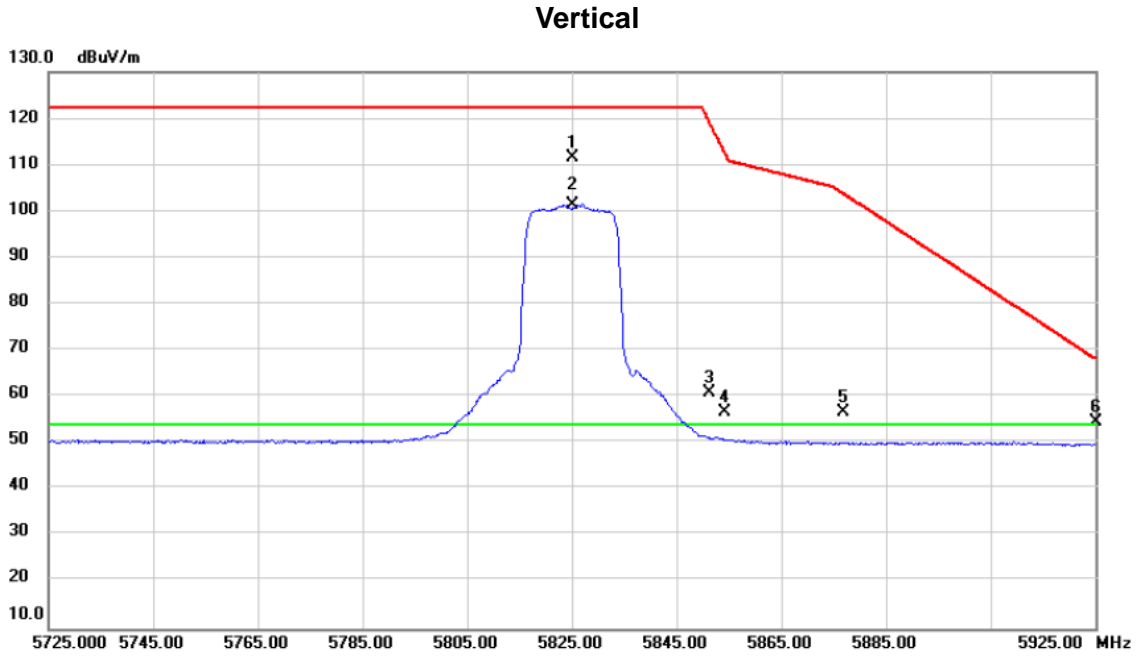
Orthogonal Axis :	X
Test Mode :	UNII-1/ TX AC(VHT80) Mode 5210MHz

Horizontal



No.	Mk.	Freq.	Reading Level	Correct Factor	Measurement	Limit	Over	Detector	Comment
		MHz	dBuV	dB	dBuV/m	dBuV/m	dB		
1	*	10420.00	49.95	1.86	51.81	68.20	-16.39	peak	

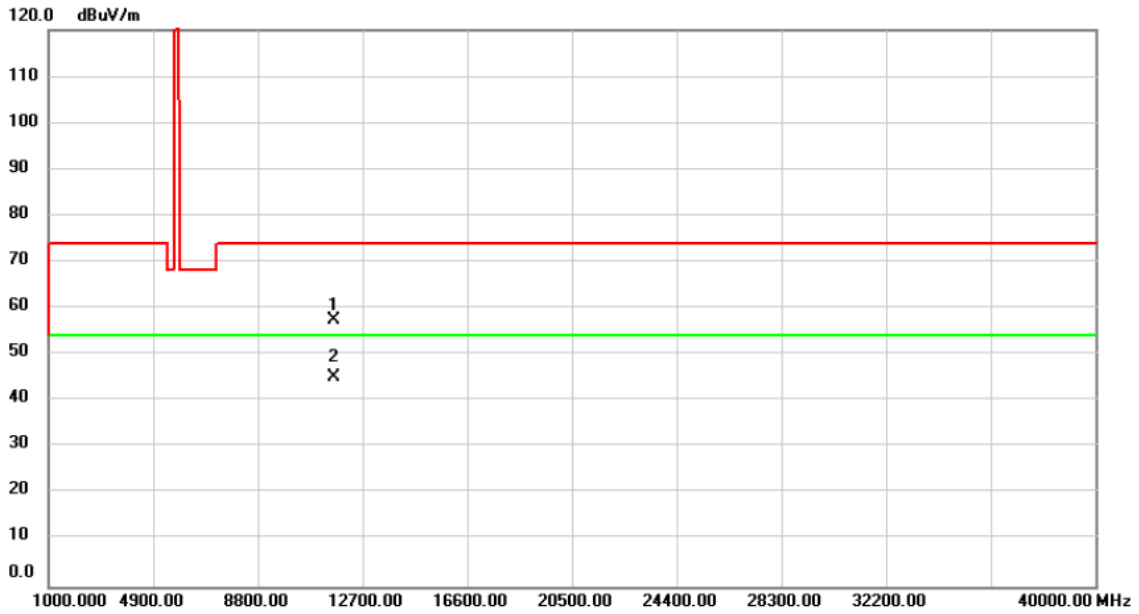
Orthogonal Axis :	X
Test Mode :	UNII-3/TX A Mode 5825MHz



No.	Mk.	Freq.	Reading Level	Correct Factor	Measurement	Limit	Over	Detector	Comment
		MHz	dBuV	dB	dBuV/m	dBuV/m	dB		
1		5825.000	72.71	38.74	111.45	122.20	-10.75	peak	No Limit
2	*	5825.000	62.55	38.74	101.29	54.00	47.29	AVG	No Limit
3		5851.220	21.98	38.80	60.78	119.42	-58.64	peak	
4		5854.180	17.95	38.82	56.77	112.67	-55.90	peak	
5		5876.940	17.91	38.87	56.78	103.76	-46.98	peak	
6		5925.000	15.49	39.00	54.49	68.20	-13.71	peak	

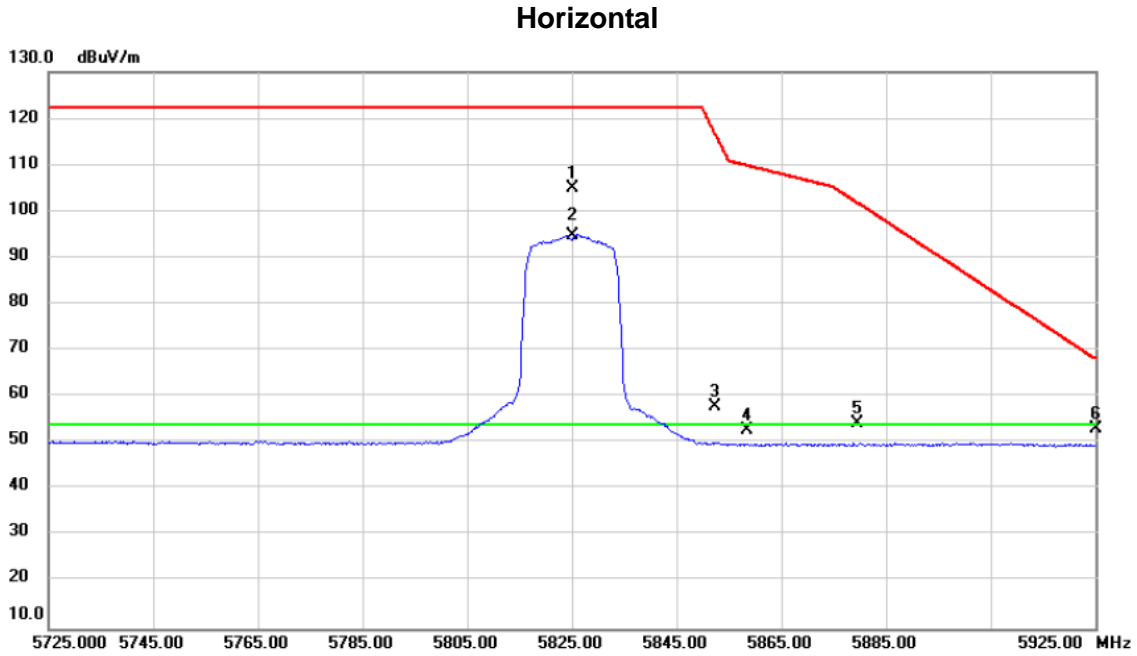
Orthogonal Axis :	X
Test Mode :	UNII-3/TX A Mode 5825MHz

Vertical



No.	Mk.	Freq.	Reading Level	Correct Factor	Measurement	Limit	Over	Detector	Comment
		MHz	dBuV	dB	dBuV/m	dBuV/m	dB		
1		11650.00	54.21	3.33	57.54	74.00	-16.46	peak	
2	*	11650.00	41.83	3.33	45.16	54.00	-8.84	AVG	

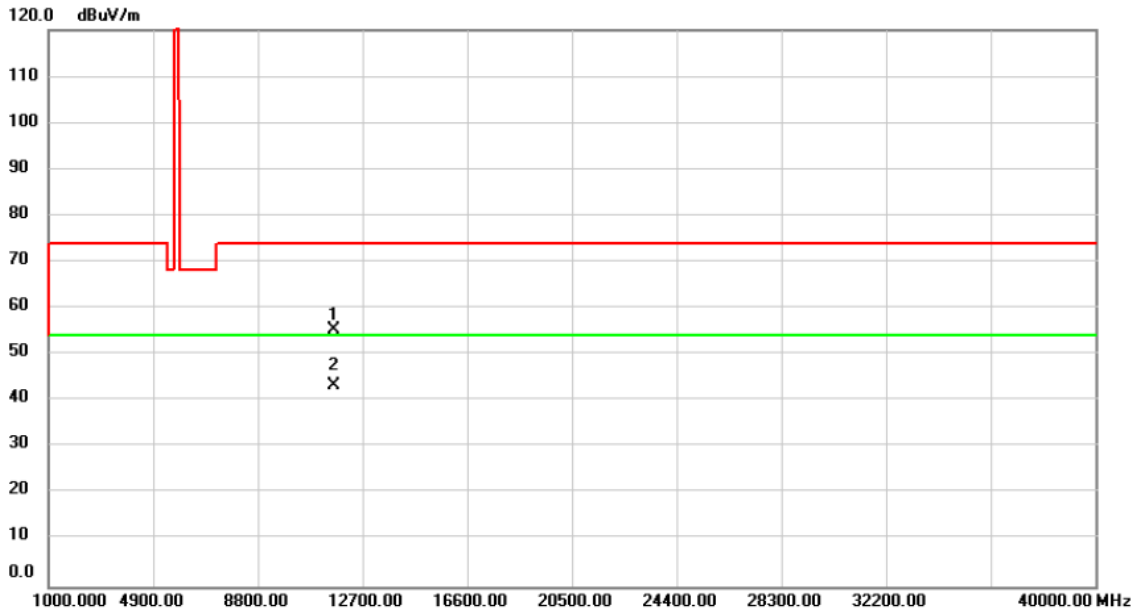
Orthogonal Axis :	X
Test Mode :	UNII-3/TX A Mode 5825MHz



No. Mk.	Freq. MHz	Reading Level dBuV	Correct Factor dB	Measure- ment dBuV/m	Limit dBuV/m	Over dB	Detector	Comment
1	5825.000	66.24	38.74	104.98	122.20	-17.22	peak	No Limit
2 *	5825.000	56.11	38.74	94.85	54.00	40.85	AVG	No Limit
3	5852.455	18.99	38.80	57.79	116.60	-58.81	peak	
4	5858.440	13.95	38.82	52.77	109.84	-57.07	peak	
5	5879.460	15.32	38.87	54.19	101.90	-47.71	peak	
6	5925.000	13.93	39.00	52.93	68.20	-15.27	peak	

Orthogonal Axis :	X
Test Mode :	UNII-3/TX A Mode 5825MHz

Horizontal



No. Mk.	Freq. MHz	Reading Level dBuV	Correct Factor dB	Measure- ment dBuV/m	Limit dBuV/m	Over dB	Detector	Comment
1	11650.00	51.97	3.33	55.30	74.00	-18.70	peak	
2 *	11650.00	40.09	3.33	43.42	54.00	-10.58	AVG	