




TEST REPORT

FCC ID..... :	YYOTX2IN-US59	
Test Report No..... :	TCT240524E016	
Date of issue..... :	Jul. 05, 2024	
Testing laboratory	SHENZHEN TONGCE TESTING LAB	
Testing location/ address:	2101 & 2201, Zhenchang Factory Renshan Industrial Zone, Fuhai Subdistrict, Bao'an District, Shenzhen, Guangdong, 518103, People's Republic of China	
Applicant's name..... :	Phonetone Technology (Shenzhen) Co., Ltd.	
Address..... :	Room 404, Building 12, Qianlong Garden, Minzhi Street, Bao'an District, Shenzhen, 518031 China	
Manufacturer's name ... :	Phonetone Technology (Shenzhen) Co., Ltd.	
Address..... :	Room 404, Building 12, Qianlong Garden, Minzhi Street, Bao'an District, Shenzhen, 518031 China	
Standard(s)..... :	FCC Part §1.1310	
Product Name..... :	Cell Phone Signal Booster	
Trade Mark	ANTLENT PHONETONE INVCALL CEL5GN	
Model/Type reference..... :	TX2IN-US59	
Rating(s)..... :	Adapter Information: MODEL: SK03T1-1200200U INPUT: AC 100-240V, 50/60Hz, 0.6A OUTPUT: DC 12V, 2A	
Date of receipt of test item	May 24, 2024	
Date (s) of performance of test..... :	May 24, 2024 ~ Jul. 05, 2024	
Tested by (+signature) ... :	Rleo LIU	
Check by (+signature).... :	Beryl ZHAO	
Approved by (+signature):	Tomsin	



General disclaimer:

This report shall not be reproduced except in full, without the written approval of SHENZHEN TONGCE TESTING LAB. This document may be altered or revised by SHENZHEN TONGCE TESTING LAB personnel only, and shall be noted in the revision section of the document. The test results in the report only apply to the tested sample.

Table of Contents

1. General Product Information	3
1.1. EUT description	3
1.2. Model(s) list.....	3
2. General Information.....	4
2.1. Test environment and mode.....	4
2.2. Description of Support Units.....	4
3. Facilities and Accreditations	5
3.1. Facilities	5
3.2. Location	5
4. Test Results and Measurement Data	6
4.1. Requirements.....	6
4.2. MPE Calculation	6
4.3. Test Result	7

1. General Product Information

1.1. EUT description

Product Name:	Cell Phone Signal Booster
Model/Type reference:	TX2IN-US59
Sample Number:	TCT240524E015-0101
Operation Frequency	PCS Uplink: 1850MHz - 1915MHz, Downlink: 1930MHz - 1995MHz AWS Uplink: 1710MHz - 1755MHz, Downlink: 2110MHz - 2155MHz Cellular Uplink: 824MHz - 849MHz, Downlink: 869MHz - 894MHz Lower700MHz Uplink: 698MHz - 716MHz, Downlink: 728MHz - 746MHz Upper700MHz Uplink: 776MHz - 787MHz, Downlink: 746MHz - 757MHz
Signal Booster Type:	Mobile Consumer Signal Booster
Emission Designator	F9W, G7D, G7W, GXW, W7D
FCC Classification	B2W/Wideband Consumer Booster(CMRS)
Rating(s):	Adapter Information: MODEL: SK03T1-1200200U INPUT: AC 100-240V, 50/60Hz, 0.6A OUTPUT: DC 12V, 2A

Note: The antenna gain listed in this report is provided by applicant, and the test laboratory is not responsible for this parameter.

1.2. Model(s) list

None.

2. General Information

2.1. Test environment and mode

Item	Normal condition
Temperature	+25°C
Voltage	DC 12V
Humidity	56%
Atmospheric Pressure:	1008 mbar
Test Mode:	
Engineering mode:	Keep the EUT in continuous transmitting by select channel

2.2. Description of Support Units

The EUT has been tested as an independent unit together with other necessary accessories or support units. The following support units or accessories were used to form a representative test configuration during the tests.

Equipment	Model No.	Serial No.	FCC ID	Trade Name
/	/	/	/	/

3. Facilities and Accreditations

3.1. Facilities

The test facility is recognized, certified, or accredited by the following organizations:

- FCC - Registration No.: 645098
SHENZHEN TONGCE TESTING LAB
Designation Number: CN1205

The testing lab has been registered and fully described in a report with the (FCC) Federal Communications Commission. The acceptance letter from the FCC is maintained in our files.

- IC - Registration No.: 10668A-1
SHENZHEN TONGCE TESTING LAB
CAB identifier: CN0031

The testing lab has been registered by Certification and Engineering Bureau of Industry Canada for radio equipment testing.

3.2. Location

SHENZHEN TONGCE TESTING LAB

Address: 2101 & 2201, Zhenchang Factory Renshan Industrial Zone, Fuhai Subdistrict,
Bao'an District, Shenzhen, Guangdong, 518103, People's Republic of China

TEL: +86-755-27673339

4. Test Results and Measurement Data

4.1. Requirements

Limits For Maximum Permissible Exposure (MPE)				
Frequency range (MHz)	Electric field strength(V/m)	Magnetic field Strength(A/m)	Power density (mw/cm ²)	Averaging time (minutes)
0.3-1.34	614	1.63	*100	30
1.34-30	824/f	2.19/f	*180/f ²	30
30-300	27.5	0.0173	0.2	30
300-1,500			f/1500	30
1,500-100,000			1.0	30

4.2. MPE Calculation

Predication of MPE limit at a given distance

$$S = \frac{PG}{4\pi R^2}$$

S = Power density (In appropriate units, e.g., W/m²)

P = Power input to the antenna (In appropriate units, e.g., W)

G = Power gain og the antenna in the direction of interest relative to an isotropic radiator, the power gain factor,

Is normally numeric gain

R =Distance to the center of radiation of the antenna(In appropriate units, e.g., m)

4.3. Test Result

Operation Bands	Frequency (MHz)	Max. Output power(dBm)	Cable loss (dB)	Power to Antenna(mW)	Antenna gain	
					Isotropic	Numeric
UL1850-1915	1866.66	23.04	1.03	158.85	3	2.00
UL1710-1755	1713.89	17.36	0.87	44.57	3	2.00
UL824-869	832.70	20.92	0.74	104.23	3	2.00
UL698-716	702.90	17.28	0.71	45.39	2.7	1.86
UL776-787	780.64	19.56	0.71	76.74	2.7	1.86
DL1930-1995	1984.71	5.47	1.73	2.37	8	6.31
DL2110-2155	2144.91	7.70	1.80	3.89	8	6.31
DL869-894	880.30	4.93	1.34	2.29	6	3.98
DL728-746	735.17	6.11	0.90	3.32	6	3.98
DL746-757	748.50	4.66	0.90	2.38	6	3.98

Operation Bands	Power (mW)	Antenna gain(G)	Measure Distance(cm)	Power density (mW/cm ²)	MPE limit (mW/cm ²)
UL1850-1915	158.85	2.00	20	0.0631	1
UL1710-1755	44.57	2.00	20	0.0177	1
UL824-869	104.23	2.00	20	0.0414	0.56
UL698-716	45.39	1.86	20	0.0168	0.47
UL776-787	76.74	1.86	20	0.0284	0.52
DL1930-1995	2.37	6.31	20	0.0030	1
DL2110-2155	3.89	6.31	20	0.0049	1
DL869-894	2.29	3.98	20	0.0018	0.59
DL728-746	3.32	3.98	20	0.0026	0.49
DL746-757	2.38	3.98	20	0.0019	0.50

Results: PASS

*******END OF REPORT*******