




Name		Model	Gain/Loss	photo
Indoor Antenna	Ceiling Antenna	PTE-CI-800-2500	3dbi @698-787MHz 3dbi @824-894MHz 4.5dbi@1710-1780MHz 4.5dbi @1850-1995MHz 4.5dbi @2110-2200MHz	
	Indoor Panel Antenna	AN-101	6dbi @698-787MHz 6dbi @824-894MHz 8dbi@1710-1780MHz 8dbi @1850-1995MHz 8dbi @2110-2200MHz	
Outdoor Antenna	Omni-directional Antenna	PTE-GF-700-2500	2.7dbi @698-787MHz 3dbi @824-894MHz 3dbi@1710-1780MHz 3dbi @1850-1995MHz 3dbi @2110-2200MHz	
Indoor Cable	20feet (6.1meters) PH-400	PH400-20SMAM/SMAM	0.9db @698-787MHz 1.34db @824-894MHz 1.66db @1710-1755MHz 1.73db @1850-1995MHz 1.80db @2110-2155MHz	
	Cable SMA male/N male			
Outdoor Cable	20feet (6.1meters) PH-400	PH400-20SMAM/SMAM	0.9db @698-787MHz 1.34db @824-894MHz 1.66db @1710-1755MHz 1.73db @1850-1995MHz 1.80db @2110-2155MHz	
	Cable SMA male/N male			
	30feet (9.15meters) PH-400	PH400-30SMAM/SMAM	1.09db @698-787MHz 1.75db @824-894MHz 2.25db @1710-1755MHz 2.34db @1850-1995MHz 2.60db @2110-2155MHz	
	Cable SMA male/SMA female			
Indoor Cable	1feet (0.3meter) RG316	RG316-1SMAM/SMAM	0.71db @698-787MHz 0.74db @824-894MHz 0.87db @1710-1780MHz 1.03db @1850-1995MHz 1.48db @2110-2200MHz	
	Window Entry Cable SMA male/SMA female			