

System Check_Head_835MHz_130521

DUT: D835V2-SN:499

Communication System: CW; Frequency: 835 MHz; Duty Cycle: 1:1

Medium: HSL_850_130521 Medium parameters used: $f = 835 \text{ MHz}$; $\sigma = 0.895 \text{ mho/m}$; $\epsilon_r = 41.664$; $\rho =$

1000 kg/m^3

Ambient Temperature : $22.3 \text{ }^\circ\text{C}$; Liquid Temperature : $21.3 \text{ }^\circ\text{C}$

DASY5 Configuration:

- Probe: ES3DV3 - SN3270; ConvF(6.2, 6.2, 6.2); Calibrated: 2012/9/28;
- Sensor-Surface: 3mm (Mechanical Surface Detection)
- Electronics: DAE4 Sn778; Calibrated: 2012/8/27
- Phantom: SAM-Right; Type: QD 000 P40 C; Serial: TP-1446
- Measurement SW: DASY52, Version 52.8 (2); SEMCAD X Version 14.6.6 (6477)

Configuration/Pin=250mW/Area Scan (61x61x1): Measurement grid: $dx=15\text{mm}$, $dy=15\text{mm}$
 Maximum value of SAR (interpolated) = 2.76 mW/g

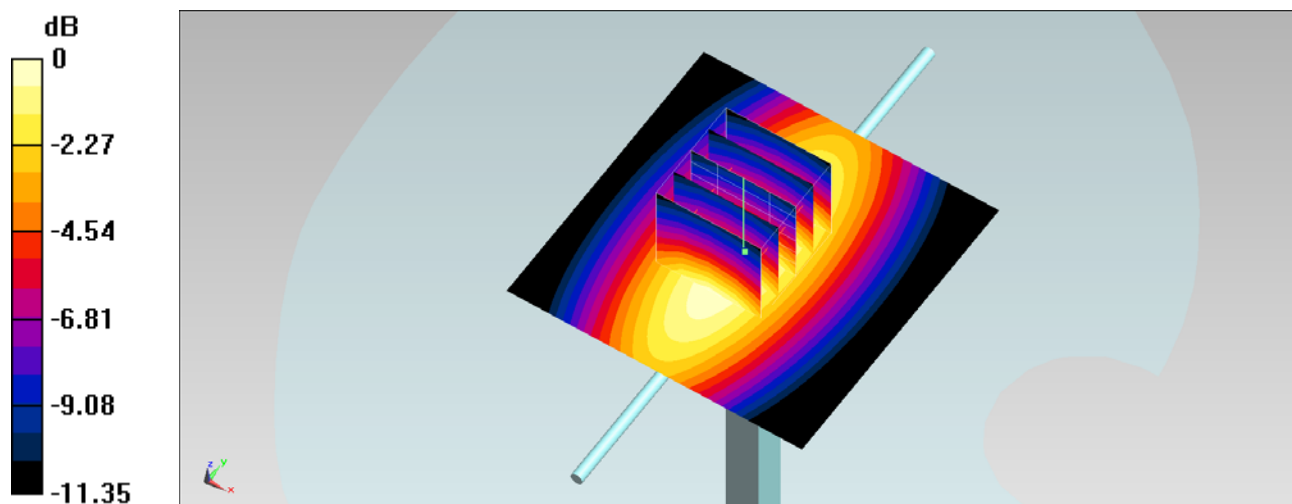
Configuration/Pin=250mW/Zoom Scan (5x5x7)/Cube 0: Measurement grid: $dx=8\text{mm}$,
 $dy=8\text{mm}$, $dz=5\text{mm}$

Reference Value = 57.116 V/m ; Power Drift = 0.06 dB

Peak SAR (extrapolated) = 3.497 mW/g

SAR(1 g) = 2.33 mW/g ; SAR(10 g) = 1.5 mW/g

Maximum value of SAR (measured) = 2.73 mW/g



$0 \text{ dB} = 2.73 \text{ mW/g} = 8.72 \text{ dB mW/g}$

System Check_Body_835MHz_130522

DUT: D835V2-SN:499

Communication System: CW; Frequency: 835 MHz; Duty Cycle: 1:1

Medium: MSL_850_130522 Medium parameters used: $f = 835$ MHz; $\sigma = 0.963$ mho/m; $\epsilon_r = 53.551$; $\rho =$

1000 kg/m³

Ambient Temperature : 22.4 °C; Liquid Temperature : 21.4 °C

DASY5 Configuration:

- Probe: ES3DV3 - SN3270; ConvF(6.16, 6.16, 6.16); Calibrated: 2012/9/28;
- Sensor-Surface: 3mm (Mechanical Surface Detection)
- Electronics: DAE4 Sn778; Calibrated: 2012/8/27
- Phantom: SAM-Right; Type: QD 000 P40 C; Serial: TP-1446
- Measurement SW: DASY52, Version 52.8 (2); SEMCAD X Version 14.6.6 (6477)

Configuration/Pin=250mW/Area Scan (61x61x1): Measurement grid: dx=15mm, dy=15mm
Maximum value of SAR (interpolated) = 2.81 mW/g

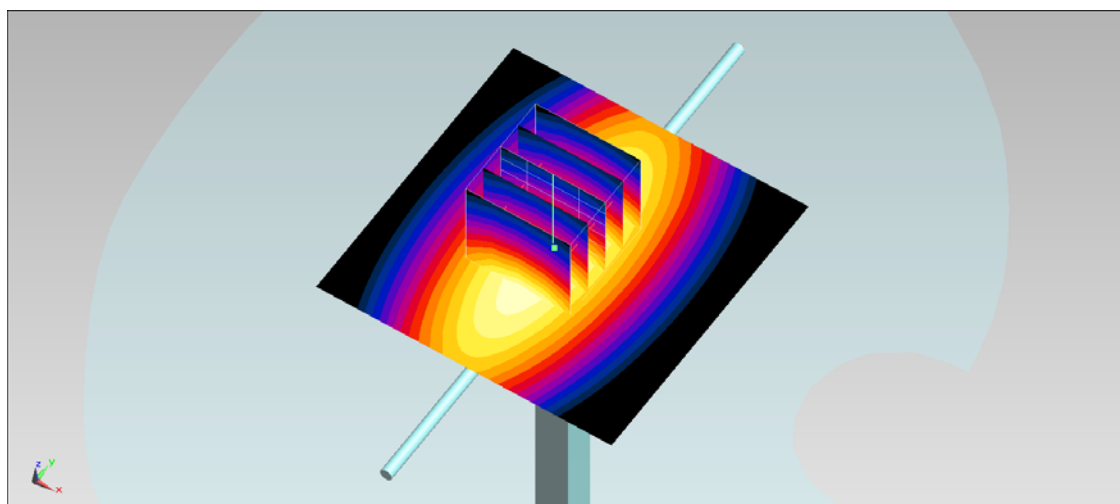
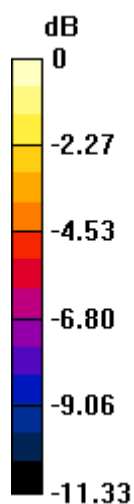
Configuration/Pin=250mW/Zoom Scan (5x5x7)/Cube 0: Measurement grid: dx=8mm, dy=8mm, dz=5mm

Reference Value = 55.779 V/m; Power Drift = 0.01 dB

Peak SAR (extrapolated) = 3.546 mW/g

SAR(1 g) = 2.39 mW/g; SAR(10 g) = 1.53 mW/g

Maximum value of SAR (measured) = 2.79 mW/g



0 dB = 2.79 mW/g = 8.91 dB mW/g

System Check_Head_1900MHz_130512

DUT: D1900V2-SN:5d041

Communication System: CW; Frequency: 1800 MHz; Duty Cycle: 1:1

Medium: HSL_1900_130512 Medium parameters used: $f = 1800$ MHz; $\sigma = 1.361$ S/m; $\epsilon_r = 39.449$; $\rho =$

1000 kg/m³

Ambient Temperature : 22.2 °C ; Liquid Temperature : 21.2 °C

DASY5 Configuration:

- Probe: EX3DV4 - SN3697; ConvF(7.7, 7.7, 7.7); Calibrated: 2012/9/28;
- Sensor-Surface: 2mm (Mechanical Surface Detection)
- Electronics: DAE4 Sn1279; Calibrated: 2013/1/28
- Phantom: SAM RIGHT; Type: SAM; Serial: 1719
- Measurement SW: DASY52, Version 52.8 (4); SEMCAD X Version 14.6.8 (7028)

Configuration/Pin=250mW/Area Scan (61x61x1): Interpolated grid: dx=1.500 mm, dy=1.500 mm

Maximum value of SAR (interpolated) = 14.7 W/kg

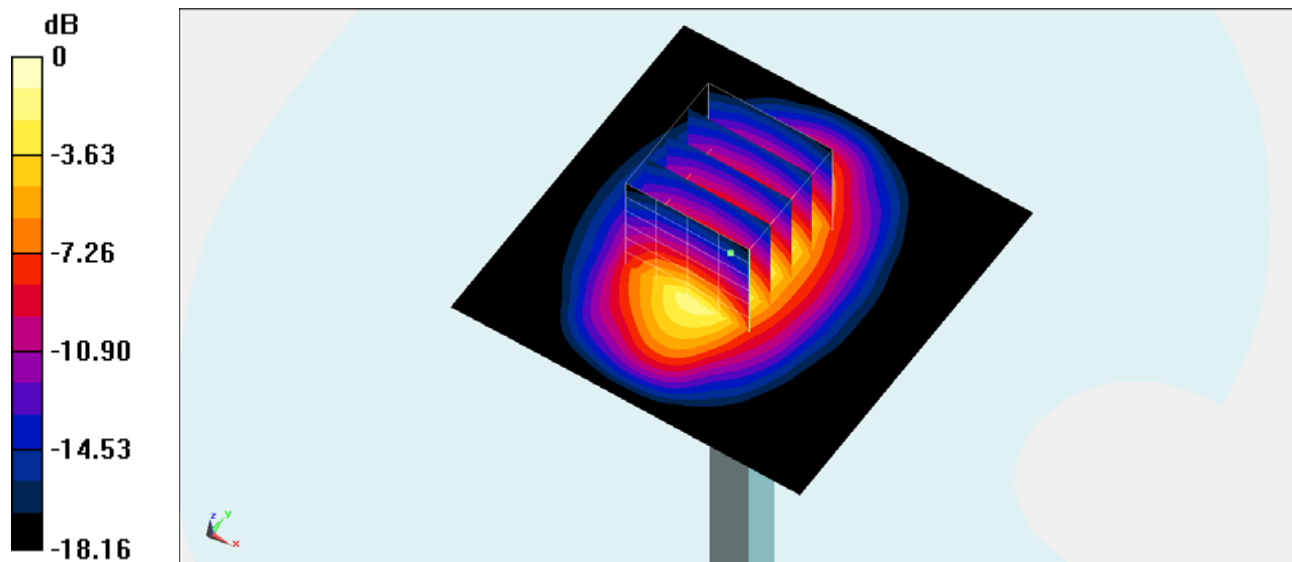
Configuration/Pin=250mW/Zoom Scan (5x5x7)/Cube 0: Measurement grid: dx=8mm, dy=8mm, dz=5mm

Reference Value = 102.7 V/m; Power Drift = 0.16 dB

Peak SAR (extrapolated) = 18.9 W/kg

SAR(1 g) = 10.1 W/kg; SAR(10 g) = 5.24 W/kg

Maximum value of SAR (measured) = 14.6 W/kg



0 dB = 14.6 W/kg = 11.64 dBW/kg

System Check_Body_1900MHz_130520

DUT: D1900V2-SN:5d041

Communication System: CW; Frequency: 1900 MHz; Duty Cycle: 1:1

Medium: MSL_1900_130520 Medium parameters used: $f = 1900$ MHz; $\sigma = 1.532$ mho/m; $\epsilon_r = 52.506$; ρ

$= 1000$ kg/m³

Ambient Temperature : 22.5 °C; Liquid Temperature : 21.5 °C

DASY5 Configuration:

- Probe: ES3DV3 - SN3270; ConvF(4.67, 4.67, 4.67); Calibrated: 2012/9/28;
- Sensor-Surface: 3mm (Mechanical Surface Detection)
- Electronics: DAE4 Sn778; Calibrated: 2012/8/27
- Phantom: SAM-Left; Type: QD 000 P40 C; Serial: TP-1478
- Measurement SW: DASY52, Version 52.8 (2); SEMCAD X Version 14.6.6 (6477)

Configuration/Pin=250mW/Area Scan (61x61x1): Measurement grid: dx=15mm, dy=15mm
Maximum value of SAR (interpolated) = 12.0 mW/g

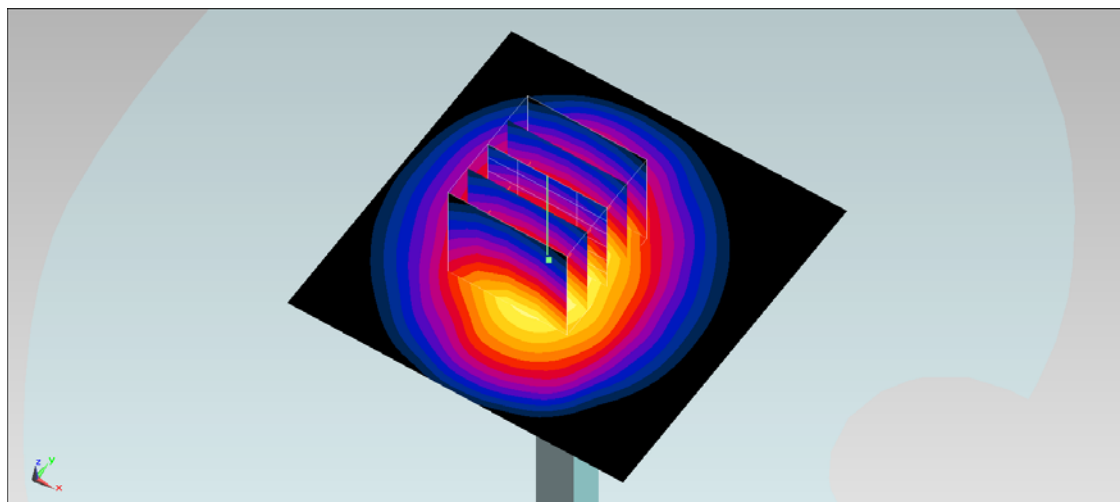
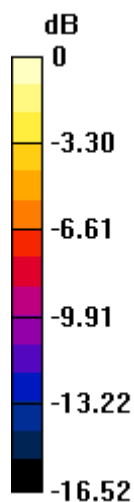
Configuration/Pin=250mW/Zoom Scan (5x5x7)/Cube 0: Measurement grid: dx=8mm, dy=8mm, dz=5mm

Reference Value = 88.221 V/m; Power Drift = 0.01 dB

Peak SAR (extrapolated) = 15.780 mW/g

SAR(1 g) = 9.67 mW/g; SAR(10 g) = 5.39 mW/g

Maximum value of SAR (measured) = 11.9 mW/g



0 dB = 11.9 mW/g = 21.51 dB mW/g

System Check_Head_2450MHz_130529

DUT: D2450V2-SN:736

Communication System: CW; Frequency: 2450 MHz; Duty Cycle: 1:1

Medium: HSL_2450_130529 Medium parameters used: $f = 2450 \text{ MHz}$; $\sigma = 1.845 \text{ mho/m}$; $\epsilon_r = 39.275$; ρ

$= 1000 \text{ kg/m}^3$

Ambient Temperature : $22.5 \text{ }^\circ\text{C}$; Liquid Temperature : $21.5 \text{ }^\circ\text{C}$

DASY5 Configuration:

- Probe: ES3DV3 - SN3270; ConvF(4.45, 4.45, 4.45); Calibrated: 2012/9/28;
- Sensor-Surface: 3mm (Mechanical Surface Detection)
- Electronics: DAE4 Sn778; Calibrated: 2012/8/27
- Phantom: SAM-Right; Type: QD 000 P40 C; Serial: TP-1446
- Measurement SW: DASY52, Version 52.8 (2); SEMCAD X Version 14.6.6 (6477)

Configuration/Pin=250mW/Area Scan (61x61x1): Measurement grid: $dx=12\text{mm}$, $dy=12\text{mm}$
 Maximum value of SAR (interpolated) = 20.0 mW/g

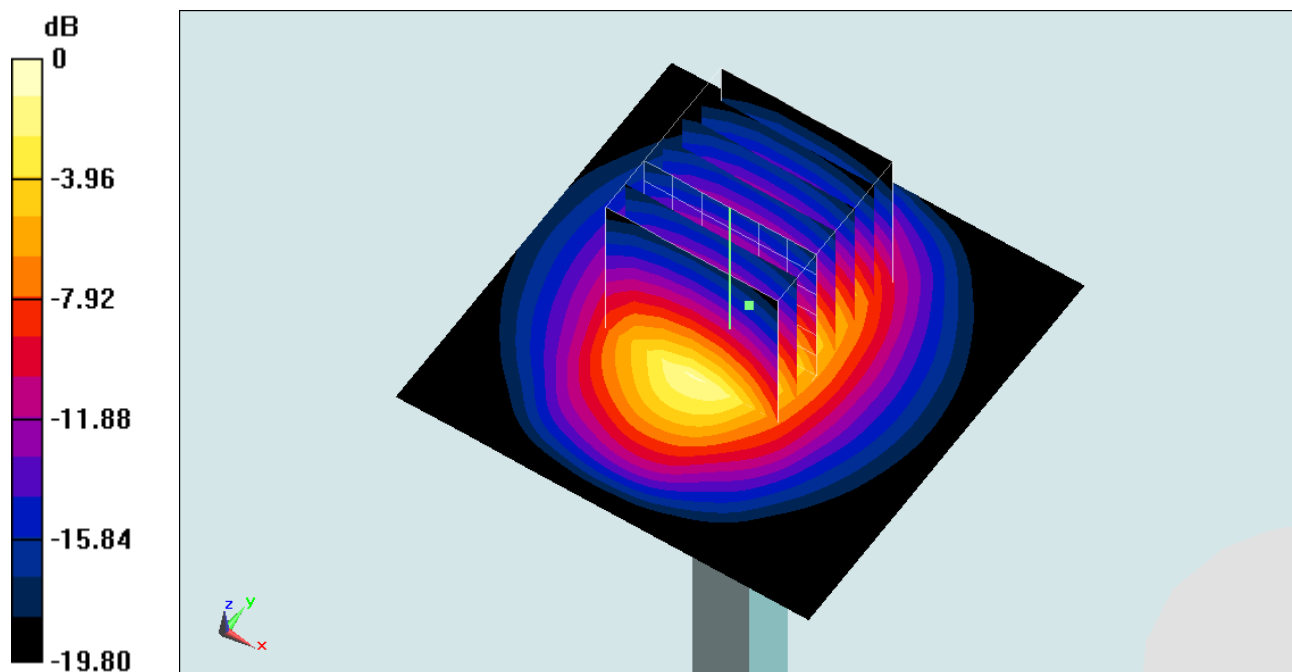
Configuration/Pin=250mW/Zoom Scan (7x7x7)/Cube 0: Measurement grid: $dx=5\text{mm}$,
 $dy=5\text{mm}$, $dz=5\text{mm}$

Reference Value = 101.5 V/m ; Power Drift = 0.00 dB

Peak SAR (extrapolated) = 28.266 mW/g

SAR(1 g) = 14 mW/g ; SAR(10 g) = 6.63 mW/g

Maximum value of SAR (measured) = 18.2 mW/g



0 dB = $18.2 \text{ mW/g} = 25.20 \text{ dB mW/g}$

System Check_Body_2450MHz_130529

DUT: D2450V2-SN:736

Communication System: CW; Frequency: 2450 MHz; Duty Cycle: 1:1

Medium: MSL2450_130529 Medium parameters used: $f = 2450$ MHz; $\sigma = 2.01$ mho/m; $\epsilon_r = 53.813$; $\rho =$

1000 kg/m³

Ambient Temperature : 22.6 °C ; Liquid Temperature : 21.6 °C

DASY5 Configuration:

- Probe: ES3DV3 - SN3270; ConvF(4.17, 4.17, 4.17); Calibrated: 2012/9/28;
- Sensor-Surface: 3mm (Mechanical Surface Detection)
- Electronics: DAE4 Sn778; Calibrated: 2012/8/27
- Phantom: SAM-Right; Type: QD 000 P40 C; Serial: TP-1446
- Measurement SW: DASY52, Version 52.8 (2); SEMCAD X Version 14.6.6 (6477)

Configuration/Pin=250mW/Area Scan (61x61x1): Measurement grid: dx=12mm, dy=12mm
 Maximum value of SAR (interpolated) = 19.6 mW/g

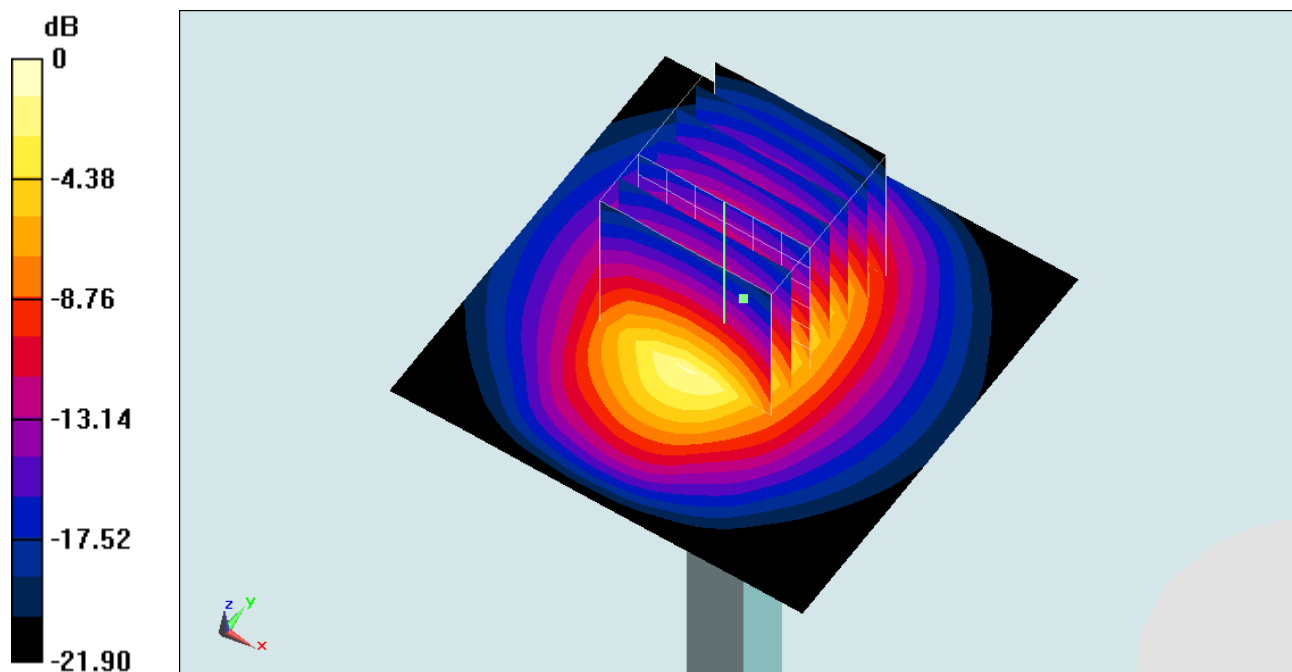
Configuration/Pin=250mW/Zoom Scan (7x7x7)/Cube 0: Measurement grid: dx=5mm, dy=5mm, dz=5mm

Reference Value = 93.954 V/m; Power Drift = 0.04 dB

Peak SAR (extrapolated) = 29.163 mW/g

SAR(1 g) = 13.9 mW/g; SAR(10 g) = 6.49 mW/g

Maximum value of SAR (measured) = 18.2 mW/g



0 dB = 18.2 mW/g = 25.20 dB mW/g