

## Appendix D. Photographs of the Test Set-Up





Photo 1: Rear Face_0mm	Photo 2: Rear Face_9mm
 A close-up photograph showing the back of a black smartphone resting on a stack of three white foam blocks. The phone is positioned horizontally, and the foam blocks are stacked vertically. The background is a solid blue color.	 A close-up photograph showing the back of a black smartphone resting on a stack of three white foam blocks. The phone is positioned horizontally, and the foam blocks are stacked vertically. The background is a solid blue color.
Photo 3: Left Side_0mm	Photo 4: Right Side_0mm
 A photograph showing the left side of a black smartphone standing vertically on a single white foam block. The phone's screen is facing left. The background is a solid blue color.	 A photograph showing the right side of a black smartphone standing vertically on a single white foam block. The phone's screen is facing right. The background is a solid blue color.

Photo 5: Top Side\_0mm



Photo 6: Top Side\_9mm



Photo 7: Bottom Side\_0mm

