

T04 GSM850_GPRS12_Ch190_Top Side_0cm

DUT: Tablet;

Communication System: UID 0, GPRS 12 (0); Frequency: 836.6 MHz; Duty Cycle: 1:1.99986
Medium parameters used: $f = 837$ MHz; $\sigma = 0.904$ S/m; $\epsilon_r = 42.978$; $\rho = 1000$ kg/m³
Ambient Temperature : 23.2 °C; Liquid Temperature : 22.2 °C

DASY Configuration:

- Probe: EX3DV4 - SN7346; ConvF(9.81, 9.81, 9.81); Calibrated: 2019/4/25;
- Sensor-Surface: 1.4mm (Mechanical Surface Detection), $z = -19.0, 31.0$
- Electronics: DAE4 Sn917; Calibrated: 2018/12/7
- Phantom: ELI V5.0 (20deg probe tilt); Type: QD OVA 002 AA; Serial: 1240
- DASY52 52.8.8(1258); SEMCAD X 14.6.10(7373)

Area Scan (6x8x1): Measurement grid: $dx=15$ mm, $dy=15$ mm

Maximum value of SAR (measured) = 1.81 W/kg

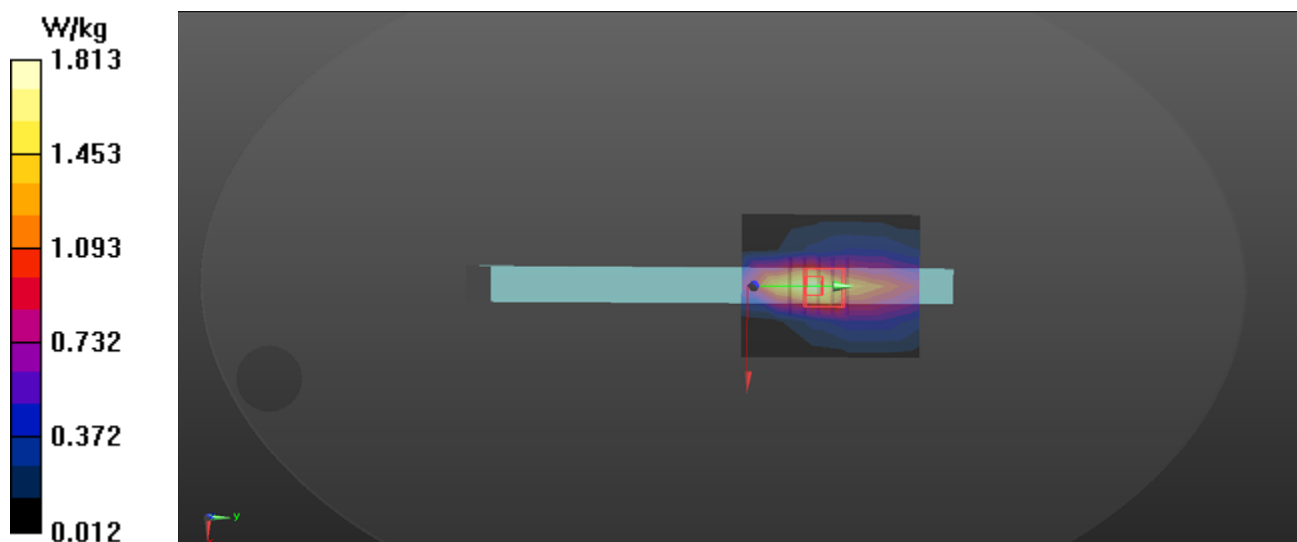
Zoom Scan (5x5x4)/Cube 0: Measurement grid: $dx=8$ mm, $dy=8$ mm, $dz=5$ mm

Reference Value = 27.07 V/m; Power Drift = 0.11 dB

Peak SAR (extrapolated) = 2.48 W/kg

SAR(1 g) = 1.05 W/kg; SAR(10 g) = 0.578 W/kg

Maximum value of SAR (measured) = 1.61 W/kg



T13 GSM1900_GPRS12_Ch512_Top Side_0cm_Sensor On

DUT: Tablet;

Communication System: UID 0, GPRS 12 (0); Frequency: 1850.2 MHz; Duty Cycle: 1:1.99986

Medium parameters used (interpolated): $f = 1850.2$ MHz; $\sigma = 1.368$ S/m; $\epsilon_r = 41.522$; $\rho = 1000$ kg/m³

Ambient Temperature : 23.2 °C; Liquid Temperature : 22.2 °C

DASY Configuration:

- Probe: EX3DV4 - SN7346; ConvF(8.07, 8.07, 8.07); Calibrated: 2019/4/25;
- Sensor-Surface: 1.4mm (Mechanical Surface Detection), $z = -19.0, 31.0$
- Electronics: DAE4 Sn917; Calibrated: 2018/12/7
- Phantom: ELI V5.0 (20deg probe tilt); Type: QD OVA 002 AA; Serial: 1240
- DASY52 52.8.8(1258); SEMCAD X 14.6.10(7373)

Area Scan (6x8x1): Measurement grid: $dx=15$ mm, $dy=15$ mm

Maximum value of SAR (measured) = 1.67 W/kg

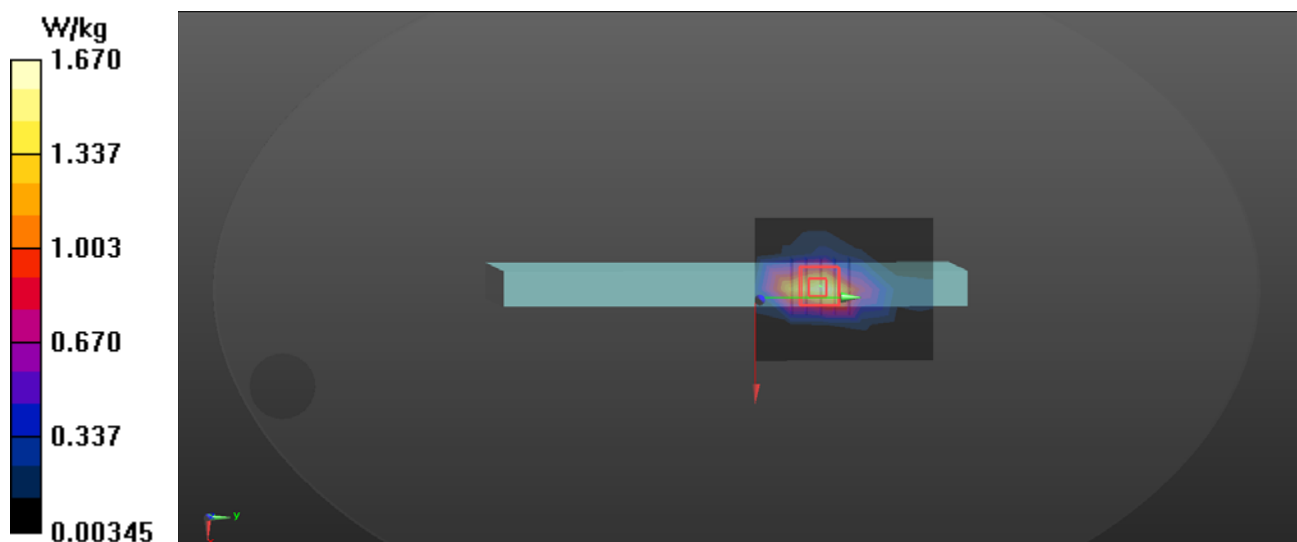
Zoom Scan (5x5x4)/Cube 0: Measurement grid: $dx=8$ mm, $dy=8$ mm, $dz=5$ mm

Reference Value = 6.281 V/m; Power Drift = 0.15 dB

Peak SAR (extrapolated) = 1.92 W/kg

SAR(1 g) = 1.06 W/kg; SAR(10 g) = 0.568 W/kg

Maximum value of SAR (measured) = 1.57 W/kg



T19 GSM1900_GPRS12_Ch512_Top Side_0.9cm_Sensor Off

DUT: Tablet;

Communication System: UID 0, GPRS 12 (0); Frequency: 1850.2 MHz; Duty Cycle: 1:1.99986

Medium parameters used (interpolated): $f = 1850.2$ MHz; $\sigma = 1.368$ S/m; $\epsilon_r = 41.522$; $\rho = 1000$ kg/m³

Ambient Temperature : 23.2 °C; Liquid Temperature : 22.2 °C

DASY Configuration:

- Probe: EX3DV4 - SN7346; ConvF(8.07, 8.07, 8.07); Calibrated: 2019/4/25;
- Sensor-Surface: 1.4mm (Mechanical Surface Detection), $z = -19.0, 31.0$
- Electronics: DAE4 Sn917; Calibrated: 2018/12/7
- Phantom: ELI V5.0 (20deg probe tilt); Type: QD OVA 002 AA; Serial: 1240
- DASY52 52.8.8(1258); SEMCAD X 14.6.10(7373)

Area Scan (6x8x1): Measurement grid: $dx=15$ mm, $dy=15$ mm

Maximum value of SAR (measured) = 1.78 W/kg

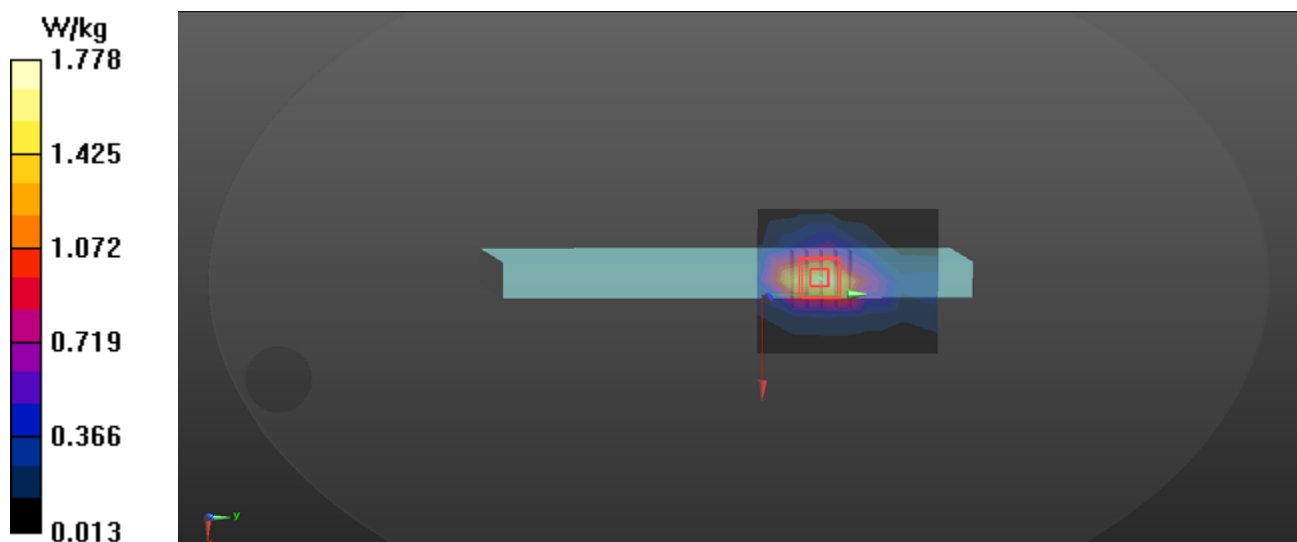
Zoom Scan (5x5x4)/Cube 0: Measurement grid: $dx=8$ mm, $dy=8$ mm, $dz=5$ mm

Reference Value = 9.859 V/m; Power Drift = -0.02 dB

Peak SAR (extrapolated) = 1.92 W/kg

SAR(1 g) = 1.14 W/kg; SAR(10 g) = 0.657 W/kg

Maximum value of SAR (measured) = 1.65 W/kg



T27 UMTS B2_RMC12.2k_Ch9538_Top Side_0cm

DUT: Tablet;

Communication System: UID 0, UMTS-FDD (WCDMA) (0); Frequency: 1907.6 MHz; Duty Cycle: 1:1

Medium parameters used: $f = 1908$ MHz; $\sigma = 1.421$ S/m; $\epsilon_r = 41.261$; $\rho = 1000$ kg/m³

Ambient Temperature : 23.2 °C; Liquid Temperature : 22.2 °C

DASY Configuration:

- Probe: EX3DV4 - SN7346; ConvF(8.07, 8.07, 8.07); Calibrated: 2019/4/25;
- Sensor-Surface: 1.4mm (Mechanical Surface Detection), $z = -19.0, 31.0$
- Electronics: DAE4 Sn917; Calibrated: 2018/12/7
- Phantom: ELI V5.0 (20deg probe tilt); Type: QD OVA 002 AA; Serial: 1240
- DASY52 52.8.8(1258); SEMCAD X 14.6.10(7373)

Area Scan (6x8x1): Measurement grid: $dx=15$ mm, $dy=15$ mm

Maximum value of SAR (measured) = 1.31 W/kg

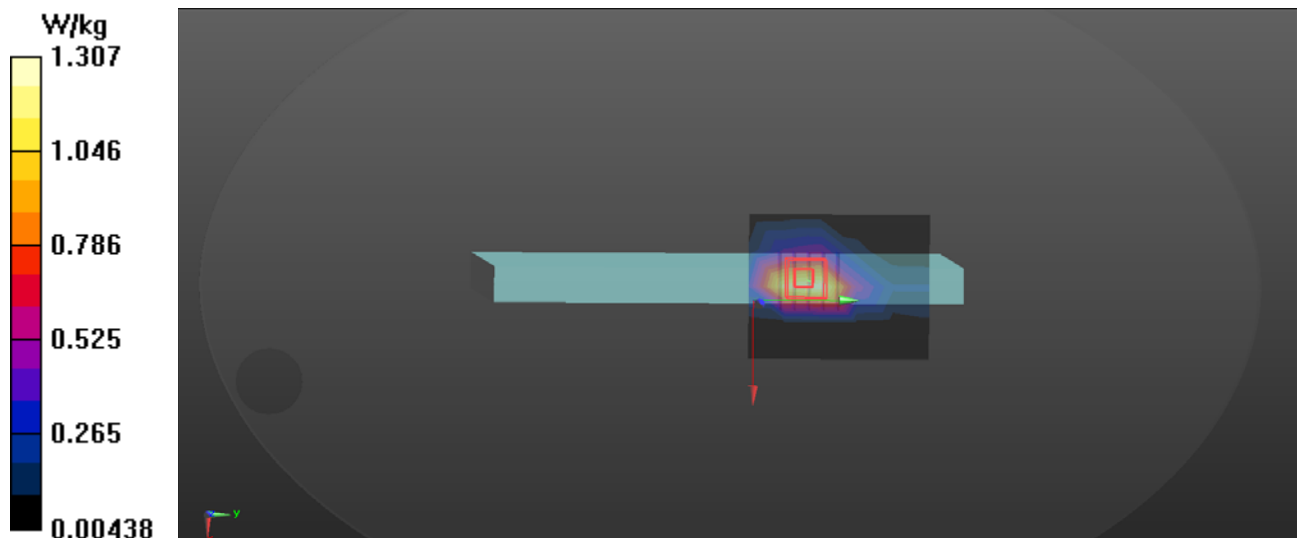
Zoom Scan (5x5x4)/Cube 0: Measurement grid: $dx=8$ mm, $dy=8$ mm, $dz=5$ mm

Reference Value = 9.378 V/m; Power Drift = 0.07 dB

Peak SAR (extrapolated) = 1.83 W/kg

SAR(1 g) = 1.01 W/kg; SAR(10 g) = 0.543 W/kg

Maximum value of SAR (measured) = 1.52 W/kg



T31 UMTS B5_RMC12.2k_Ch4132_Top Side_0cm

DUT: Tablet;

Communication System: UID 0, UMTS-FDD (WCDMA) (0); Frequency: 826.4 MHz; Duty Cycle: 1:1

Medium parameters used (interpolated): $f = 826.4$ MHz; $\sigma = 0.892$ S/m; $\epsilon_r = 43.075$; $\rho = 1000$ kg/m³
Ambient Temperature : 23.2 °C; Liquid Temperature : 22.2 °C

DASY Configuration:

- Probe: EX3DV4 - SN7346; ConvF(9.81, 9.81, 9.81); Calibrated: 2019/4/25;
- Sensor-Surface: 1.4mm (Mechanical Surface Detection), $z = -19.0, 31.0$
- Electronics: DAE4 Sn917; Calibrated: 2018/12/7
- Phantom: ELI V5.0 (20deg probe tilt); Type: QD OVA 002 AA; Serial: 1240
- DASY52 52.8.8(1258); SEMCAD X 14.6.10(7373)

Area Scan (6x8x1): Measurement grid: $dx=15$ mm, $dy=15$ mm

Maximum value of SAR (measured) = 1.53 W/kg

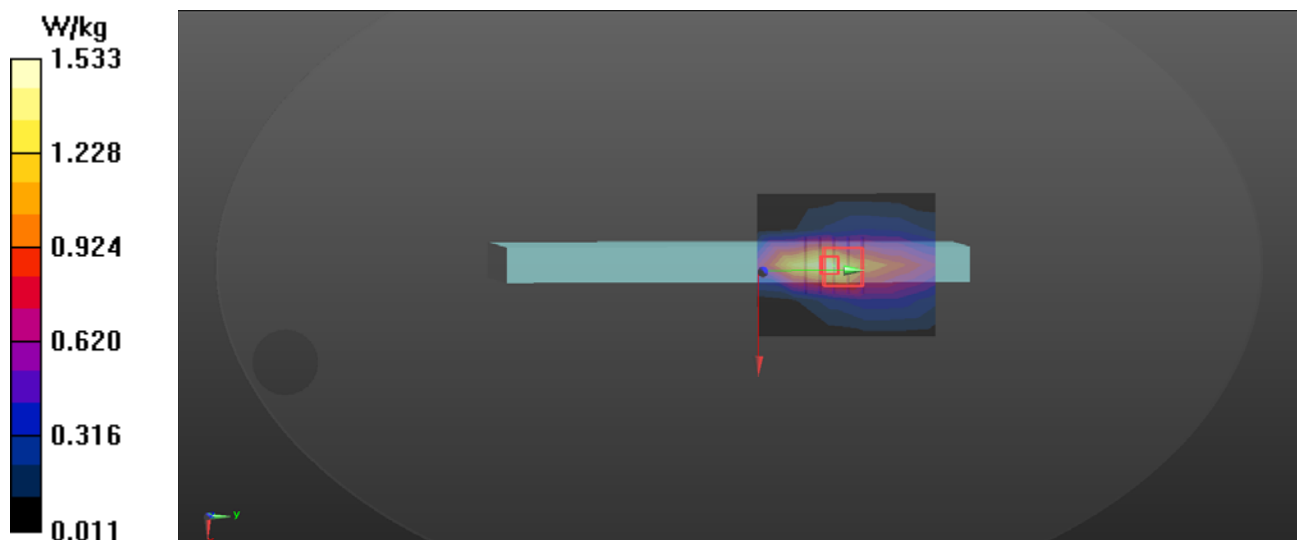
Zoom Scan (5x5x4)/Cube 0: Measurement grid: $dx=8$ mm, $dy=8$ mm, $dz=5$ mm

Reference Value = 14.75 V/m; Power Drift = 0.05 dB

Peak SAR (extrapolated) = 1.99 W/kg

SAR(1 g) = 0.907 W/kg; SAR(10 g) = 0.496 W/kg

Maximum value of SAR (measured) = 1.54 W/kg



T104 LTE B2_QPSK20M_Ch18700_1RB Offset 0_Top Side_0cm

DUT: Tablet Computer;

Communication System: UID 0, Generic LTE (0); Frequency: 1860 MHz; Duty Cycle: 1:1
Medium parameters used: $f = 1860$ MHz; $\sigma = 1.375$ S/m; $\epsilon_r = 41.239$; $\rho = 1000$ kg/m³
Ambient Temperature : 23.2 °C; Liquid Temperature : 22.5 °C

DASY Configuration:

- Probe: EX3DV4 - SN3685; ConvF(7.21, 7.21, 7.21); Calibrated: 2019/3/25;
- Sensor-Surface: 1.4mm (Mechanical Surface Detection), $z = -19.0, 31.0$
- Electronics: DAE4 Sn878; Calibrated: 2018/12/12
- Phantom: ELI V5.0 (20deg probe tilt); Type: QD OVA 002 AA; Serial: 1240
- DASY52 52.8.8(1258); SEMCAD X 14.6.10(7373)

Area Scan (5x9x1): Measurement grid: $dx=15$ mm, $dy=15$ mm

Maximum value of SAR (measured) = 1.11 W/kg

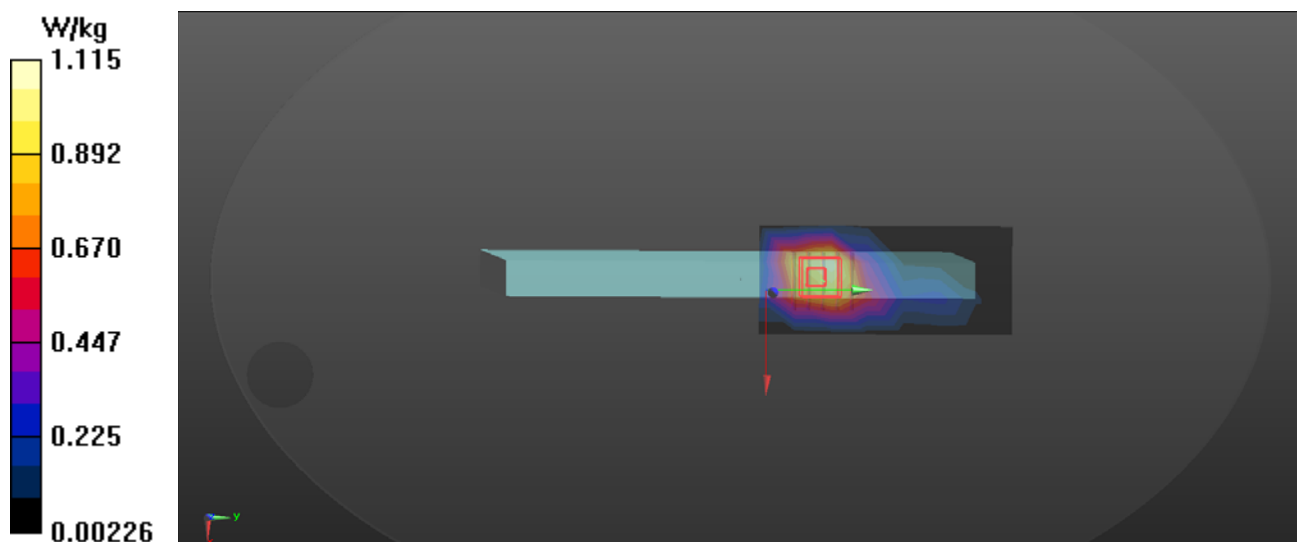
Zoom Scan (5x5x4)/Cube 0: Measurement grid: $dx=8$ mm, $dy=8$ mm, $dz=5$ mm

Reference Value = 8.129 V/m; Power Drift = 0.02 dB

Peak SAR (extrapolated) = 2.18 W/kg

SAR(1 g) = 1.17 W/kg; SAR(10 g) = 0.626 W/kg

Maximum value of SAR (measured) = 1.73 W/kg



T115 LTE B4_QPSK20M_Ch20050_1RB Offset 0_Top Side_0cm

DUT: Tablet;

Communication System: UID 0, Generic LTE (0); Frequency: 1720 MHz; Duty Cycle: 1:1
Medium parameters used: $f = 1720$ MHz; $\sigma = 1.302$ S/m; $\epsilon_r = 41.511$; $\rho = 1000$ kg/m³
Ambient Temperature : 23.1 °C; Liquid Temperature : 22.1 °C

DASY Configuration:

- Probe: EX3DV4 - SN7346; ConvF(8.5, 8.5, 8.5); Calibrated: 2019/4/25;
- Sensor-Surface: 1.4mm (Mechanical Surface Detection), $z = -19.0, 31.0$
- Electronics: DAE4 Sn917; Calibrated: 2018/12/7
- Phantom: ELI V5.0 (20deg probe tilt); Type: QD OVA 002 AA; Serial: 1240
- DASY52 52.8.8(1258); SEMCAD X 14.6.10(7373)

Area Scan (6x8x1): Measurement grid: $dx=15$ mm, $dy=15$ mm

Maximum value of SAR (measured) = 1.23 W/kg

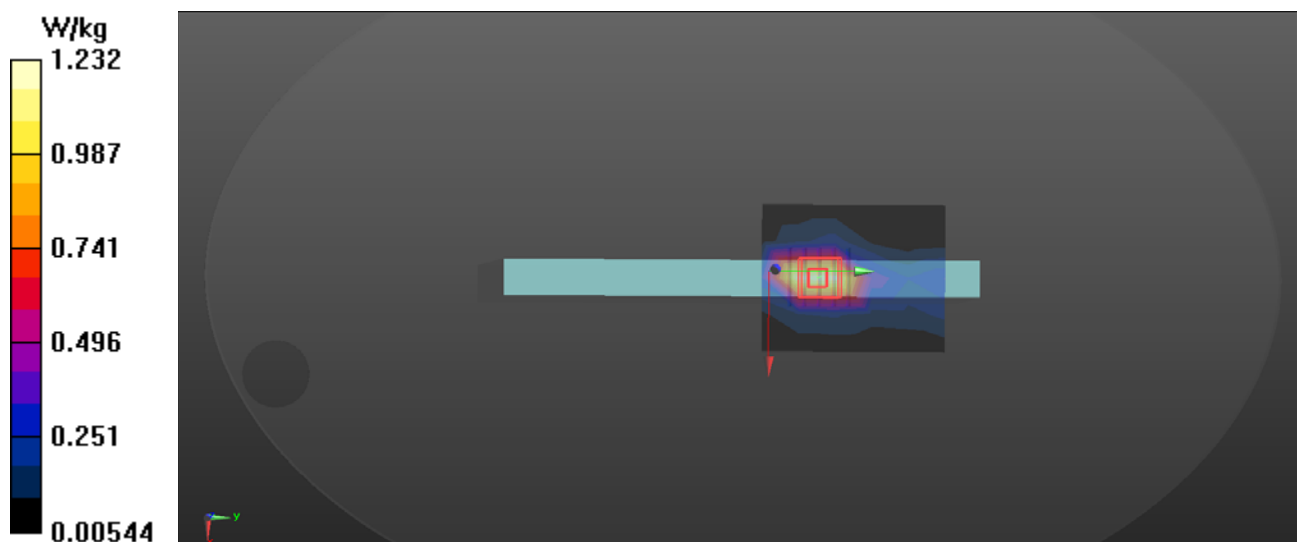
Zoom Scan (5x5x4)/Cube 0: Measurement grid: $dx=8$ mm, $dy=8$ mm, $dz=5$ mm

Reference Value = 8.844 V/m; Power Drift = 0.13 dB

Peak SAR (extrapolated) = 1.66 W/kg

SAR(1 g) = 0.950 W/kg; SAR(10 g) = 0.525 W/kg

Maximum value of SAR (measured) = 1.41 W/kg



T135 LTE B5_QPSK10M_1RB Offset 0_Ch20450_Top Side_0cm

DUT: Tablet;

Communication System: UID 0, Generic LTE (0); Frequency: 829 MHz; Duty Cycle: 1:1
Medium parameters used: $f = 829$ MHz; $\sigma = 0.895$ S/m; $\epsilon_r = 43.049$; $\rho = 1000$ kg/m³
Ambient Temperature : 23.2 °C; Liquid Temperature : 22.2 °C

DASY Configuration:

- Probe: EX3DV4 - SN7346; ConvF(9.81, 9.81, 9.81); Calibrated: 2019/4/25;
- Sensor-Surface: 1.4mm (Mechanical Surface Detection), $z = -19.0, 31.0$
- Electronics: DAE4 Sn917; Calibrated: 2018/12/7
- Phantom: ELI V5.0 (20deg probe tilt); Type: QD OVA 002 AA; Serial: 1240
- DASY52 52.8.8(1258); SEMCAD X 14.6.10(7373)

Area Scan (6x8x1): Measurement grid: $dx=15$ mm, $dy=15$ mm

Maximum value of SAR (measured) = 1.16 W/kg

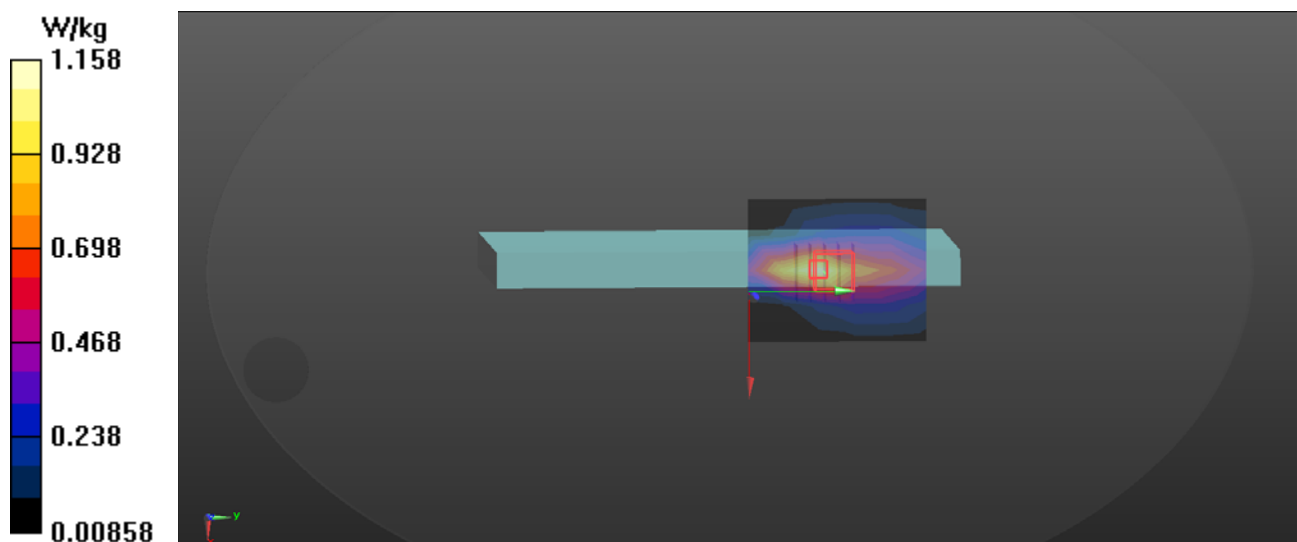
Zoom Scan (5x5x4)/Cube 0: Measurement grid: $dx=8$ mm, $dy=8$ mm, $dz=5$ mm

Reference Value = 13.12 V/m; Power Drift = -0.11 dB

Peak SAR (extrapolated) = 1.32 W/kg

SAR(1 g) = 0.646 W/kg; SAR(10 g) = 0.371 W/kg

Maximum value of SAR (measured) = 1.03 W/kg



T152 LTE B12_QPSK10M_1RB Offset 24_Ch20360_Top Side_0cm

DUT: Tablet;

Communication System: UID 0, Generic LTE (0); Frequency: 704 MHz; Duty Cycle: 1:1
Medium parameters used: $f = 704$ MHz; $\sigma = 0.845$ S/m; $\epsilon_r = 42.776$; $\rho = 1000$ kg/m³
Ambient Temperature : 23.2 °C; Liquid Temperature : 22.3 °C

DASY Configuration:

- Probe: EX3DV4 - SN7346; ConvF(10.19, 10.19, 10.19); Calibrated: 2019/4/25;
- Sensor-Surface: 1.4mm (Mechanical Surface Detection), $z = -19.0, 31.0$
- Electronics: DAE4 Sn917; Calibrated: 2018/12/7
- Phantom: ELI V5.0 (20deg probe tilt); Type: QD OVA 002 AA; Serial: 1240
- DASY52 52.8.8(1258); SEMCAD X 14.6.10(7373)

Area Scan (6x8x1): Measurement grid: $dx=15$ mm, $dy=15$ mm

Maximum value of SAR (measured) = 1.37 W/kg

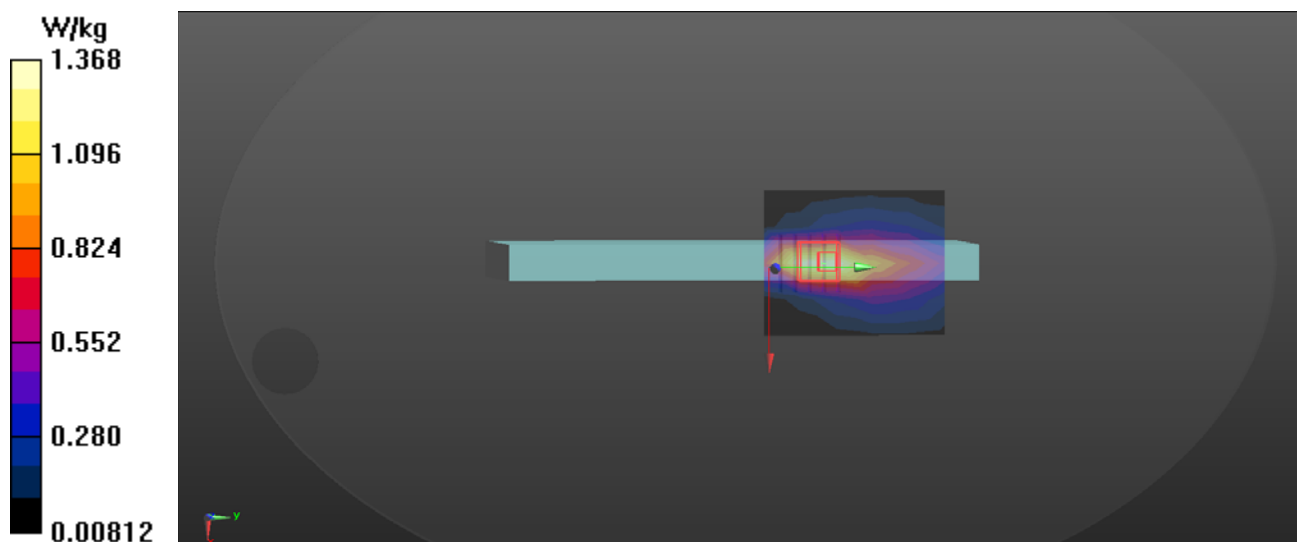
Zoom Scan (5x5x4)/Cube 0: Measurement grid: $dx=8$ mm, $dy=8$ mm, $dz=5$ mm

Reference Value = 16.01 V/m; Power Drift = 0.10 dB

Peak SAR (extrapolated) = 2.24 W/kg

SAR(1 g) = 1 W/kg; SAR(10 g) = 0.536 W/kg

Maximum value of SAR (measured) = 1.70 W/kg



T163 LTE B13_QPSK10M_Ch23230_1RB Offset 0_Top Side_0cm

DUT: Tablet;

Communication System: UID 0, Generic LTE (0); Frequency: 782 MHz; Duty Cycle: 1:1
Medium parameters used: $f = 782 \text{ MHz}$; $\sigma = 0.925 \text{ S/m}$; $\epsilon_r = 41.712$; $\rho = 1000 \text{ kg/m}^3$
Ambient Temperature : $23.2 \text{ }^\circ\text{C}$; Liquid Temperature : $22.3 \text{ }^\circ\text{C}$

DASY Configuration:

- Probe: EX3DV4 - SN7346; ConvF(10.19, 10.19, 10.19); Calibrated: 2019/4/25;
- Sensor-Surface: 1.4mm (Mechanical Surface Detection), $z = -19.0, 31.0$
- Electronics: DAE4 Sn917; Calibrated: 2018/12/7
- Phantom: ELI V5.0 (20deg probe tilt); Type: QD OVA 002 AA; Serial: 1240
- DASY52 52.8.8(1258); SEMCAD X 14.6.10(7373)

Area Scan (6x8x1): Measurement grid: $dx=15\text{mm}$, $dy=15\text{mm}$

Maximum value of SAR (measured) = 0.985 W/kg

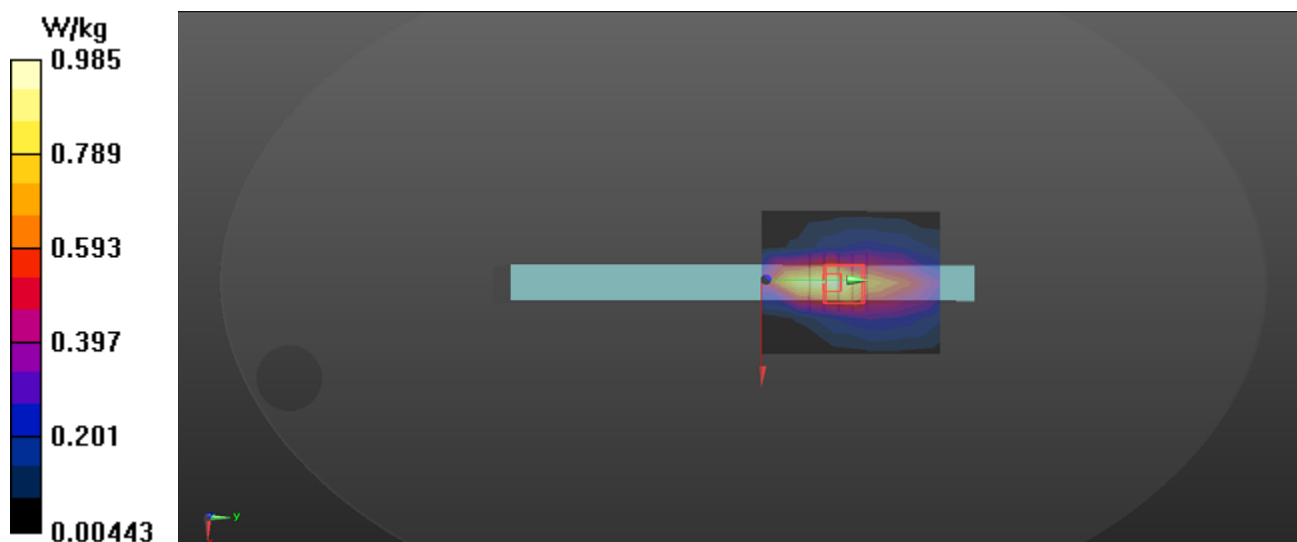
Zoom Scan (5x5x4)/Cube 0: Measurement grid: $dx=8\text{mm}$, $dy=8\text{mm}$, $dz=5\text{mm}$

Reference Value = 11.80 V/m ; Power Drift = -0.19 dB

Peak SAR (extrapolated) = 1.27 W/kg

SAR(1 g) = 0.608 W/kg ; SAR(10 g) = 0.347 W/kg

Maximum value of SAR (measured) = 0.962 W/kg



T313 802.11b_Ch6_Bottom Side_0cm_Ant0

DUT: Tablet Computer;

Communication System: UID 0, WiFi (0); Frequency: 2437 MHz; Duty Cycle: 1:1
Medium parameters used: $f = 2437$ MHz; $\sigma = 1.827$ S/m; $\epsilon_r = 40.698$; $\rho = 1000$ kg/m³
Ambient Temperature : 23.1 °C; Liquid Temperature : 22.3 °C

DASY Configuration:

- Probe: EX3DV4 - SN3685; ConvF(6.63, 6.63, 6.63); Calibrated: 2019/3/25;
- Sensor-Surface: 1.4mm (Mechanical Surface Detection), $z = -19.0, 31.0$
- Electronics: DAE4 Sn878; Calibrated: 2018/12/12
- Phantom: ELI V5.0 (20deg probe tilt); Type: QD OVA 002 AA; Serial: 1240
- DASY52 52.8.8(1258); SEMCAD X 14.6.10(7373)

Area Scan (6x24x1): Measurement grid: $dx=12$ mm, $dy=12$ mm

Maximum value of SAR (measured) = 1.64 W/kg

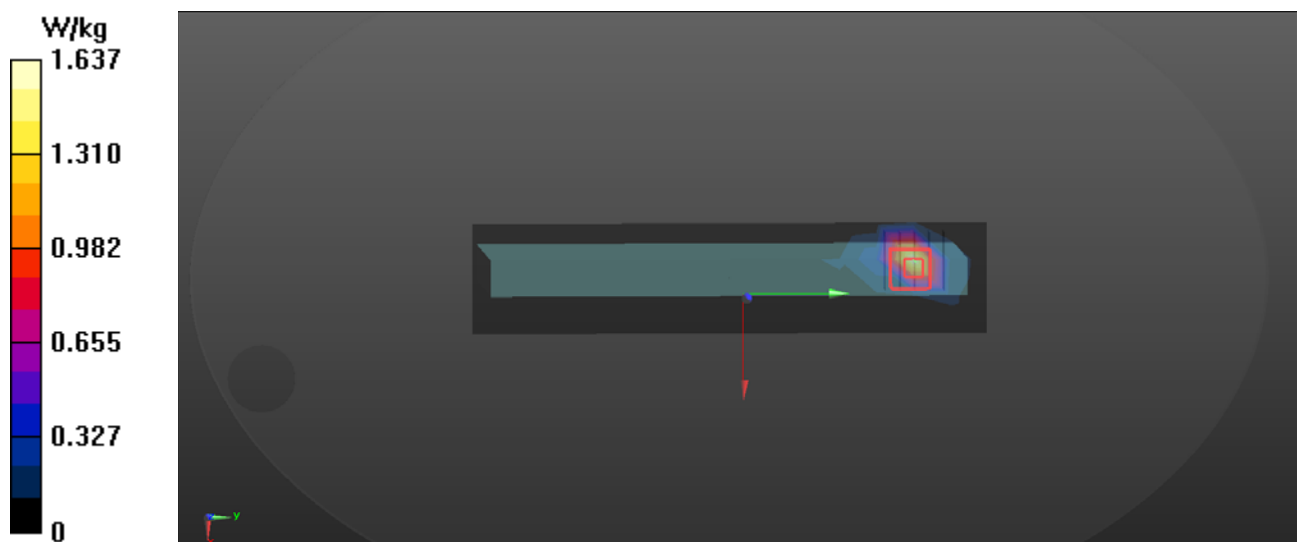
Zoom Scan (5x5x4)/Cube 0: Measurement grid: $dx=8$ mm, $dy=8$ mm, $dz=5$ mm

Reference Value = 3.916 V/m; Power Drift = -0.13 dB

Peak SAR (extrapolated) = 2.66 W/kg

SAR(1 g) = 1.05 W/kg; SAR(10 g) = 0.400 W/kg

Maximum value of SAR (measured) = 1.65 W/kg



T316 802.11b_Ch6_Rear Face_0cm_Ant1

DUT: Tablet Computer;

Communication System: UID 0, WiFi (0); Frequency: 2437 MHz; Duty Cycle: 1:1
Medium parameters used: $f = 2437$ MHz; $\sigma = 1.827$ S/m; $\epsilon_r = 40.698$; $\rho = 1000$ kg/m³
Ambient Temperature : 23.1 °C; Liquid Temperature : 22.3 °C

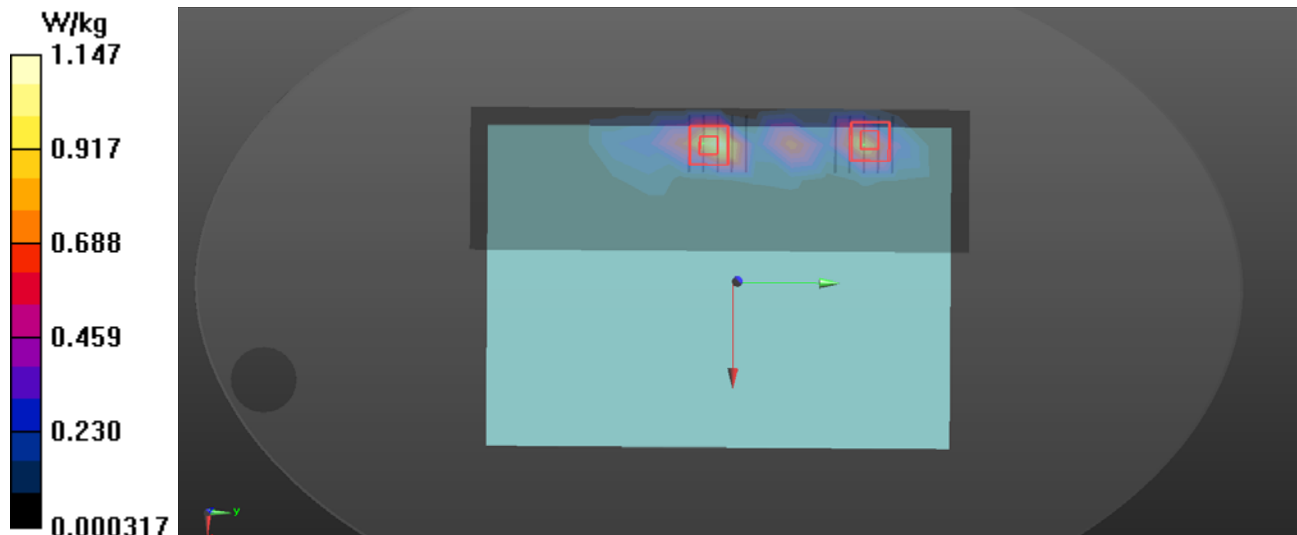
DASY Configuration:

- Probe: EX3DV4 - SN3685; ConvF(6.63, 6.63, 6.63); Calibrated: 2019/3/25;
- Sensor-Surface: 1.4mm (Mechanical Surface Detection), $z = -19.0, 31.0$
- Electronics: DAE4 Sn878; Calibrated: 2018/12/12
- Phantom: ELI V5.0 (20deg probe tilt); Type: QD OVA 002 AA; Serial: 1240
- DASY52 52.8.8(1258); SEMCAD X 14.6.10(7373)

Area Scan (6x24x1): Measurement grid: $dx=12$ mm, $dy=12$ mm
Maximum value of SAR (measured) = 1.15 W/kg

Zoom Scan (5x5x4)/Cube 0: Measurement grid: $dx=8$ mm, $dy=8$ mm, $dz=5$ mm
Reference Value = 0.4710 V/m; Power Drift = -0.07 dB
Peak SAR (extrapolated) = 1.70 W/kg
SAR(1 g) = 0.754 W/kg; SAR(10 g) = 0.303 W/kg
Maximum value of SAR (measured) = 1.26 W/kg

Zoom Scan (5x5x4)/Cube 1: Measurement grid: $dx=8$ mm, $dy=8$ mm, $dz=5$ mm
Reference Value = 0.4710 V/m; Power Drift = -0.07 dB
Peak SAR (extrapolated) = 1.25 W/kg
SAR(1 g) = 0.516 W/kg; SAR(10 g) = 0.214 W/kg
Maximum value of SAR (measured) = 0.889 W/kg



T324 802.11ac_VHT20_Ch52_Bottom Side_0cm_Ant0

DUT: Tablet Computer;

Communication System: UID 0, WiFi (0); Frequency: 5260 MHz; Duty Cycle: 1:1
Medium parameters used: $f = 5260$ MHz; $\sigma = 4.823$ S/m; $\epsilon_r = 35.311$; $\rho = 1000$ kg/m³
Ambient Temperature : 23.1 °C; Liquid Temperature : 22.4 °C

DASY Configuration:

- Probe: EX3DV4 - SN7346; ConvF(5.36, 5.36, 5.36); Calibrated: 2019/4/25;
- Sensor-Surface: 1.4mm (Mechanical Surface Detection), $z = -19.0, 23.0$
- Electronics: DAE4 Sn917; Calibrated: 2018/12/7
- Phantom: ELI V5.0 (20deg probe tilt); Type: QD OVA 002 AA; Serial: 1240
- DASY52 52.8.8(1258); SEMCAD X 14.6.10(7373)

Area Scan (7x29x1): Measurement grid: $dx=10$ mm, $dy=10$ mm

Maximum value of SAR (measured) = 1.38 W/kg

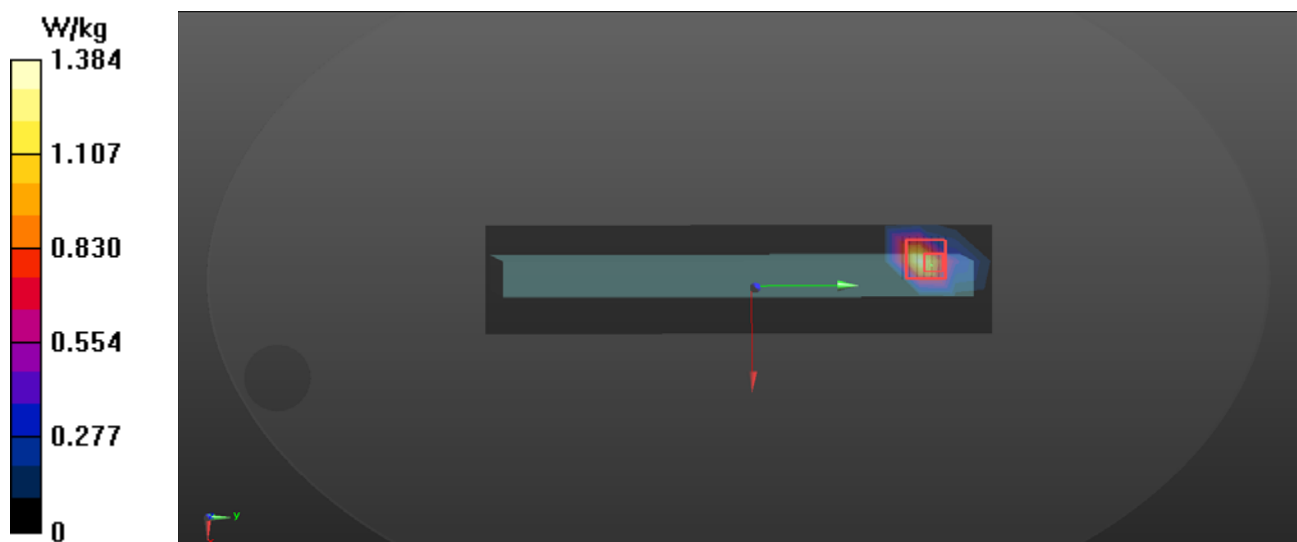
Zoom Scan (7x7x6)/Cube 0: Measurement grid: $dx=4$ mm, $dy=4$ mm, $dz=2$ mm

Reference Value = 0 V/m; Power Drift = 0.08 dB

Peak SAR (extrapolated) = 5.51 W/kg

SAR(1 g) = 1.09 W/kg; SAR(10 g) = 0.284 W/kg

Maximum value of SAR (measured) = 3.24 W/kg



T326 802.11ac_VHT20_Ch64_Rear Face_0cm_Ant1

DUT: Tablet Computer;

Communication System: UID 0, WiFi (0); Frequency: 5320 MHz; Duty Cycle: 1:1
Medium parameters used: $f = 5320$ MHz; $\sigma = 4.889$ S/m; $\epsilon_r = 35.123$; $\rho = 1000$ kg/m³
Ambient Temperature : 23.1 °C; Liquid Temperature : 22.4 °C

DASY Configuration:

- Probe: EX3DV4 - SN7346; ConvF(5.36, 5.36, 5.36); Calibrated: 2019/4/25;
- Sensor-Surface: 1.4mm (Mechanical Surface Detection), $z = -19.0, 23.0$
- Electronics: DAE4 Sn917; Calibrated: 2018/12/7
- Phantom: ELI V5.0 (20deg probe tilt); Type: QD OVA 002 AA; Serial: 1240
- DASY52 52.8.8(1258); SEMCAD X 14.6.10(7373)

Area Scan (9x13x1): Measurement grid: $dx=10$ mm, $dy=10$ mm

Maximum value of SAR (measured) = 0.127 W/kg

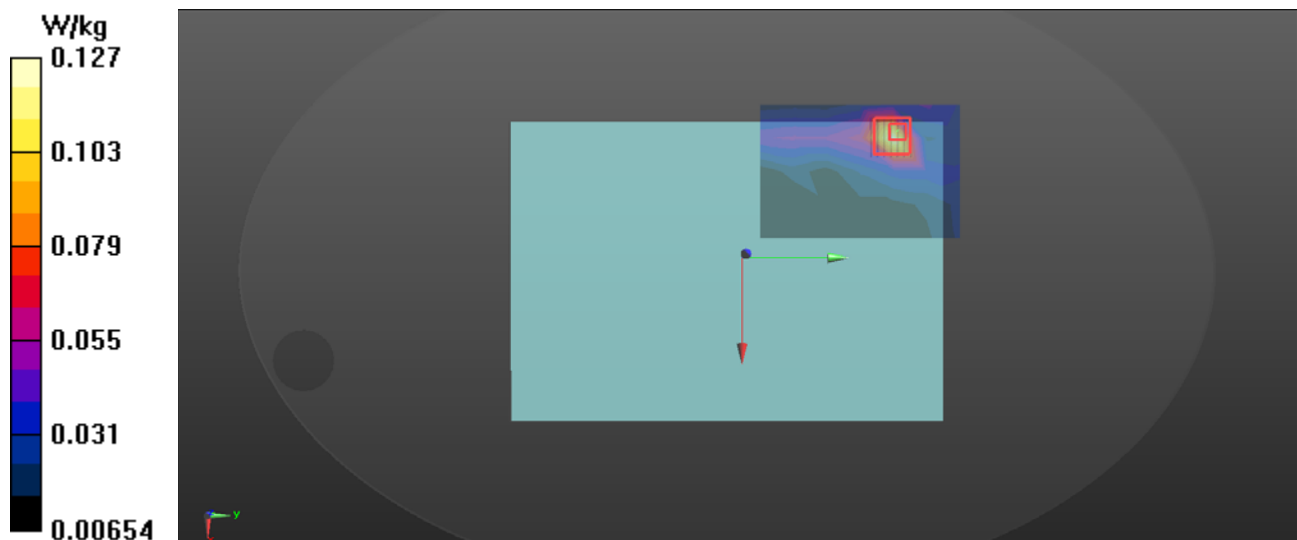
Zoom Scan (7x7x6)/Cube 0: Measurement grid: $dx=4$ mm, $dy=4$ mm, $dz=2$ mm

Reference Value = 1.217 V/m; Power Drift = 0.03 dB

Peak SAR (extrapolated) = 0.260 W/kg

SAR(1 g) = 0.070 W/kg; SAR(10 g) = 0.034 W/kg

Maximum value of SAR (measured) = 0.149 W/kg



T333 802.11ac_VHT20_Ch140_Bottom Side_0cm_Ant0

DUT: Tablet Computer;

Communication System: UID 0, WiFi (0); Frequency: 5700 MHz; Duty Cycle: 1:1
Medium parameters used: $f = 5700$ MHz; $\sigma = 5.336$ S/m; $\epsilon_r = 34.233$; $\rho = 1000$ kg/m³
Ambient Temperature : 23.1 °C; Liquid Temperature : 22.4 °C

DASY Configuration:

- Probe: EX3DV4 - SN7346; ConvF(4.78, 4.78, 4.78); Calibrated: 2019/4/25;
- Sensor-Surface: 1.4mm (Mechanical Surface Detection), $z = -19.0, 23.0$
- Electronics: DAE4 Sn917; Calibrated: 2018/12/7
- Phantom: ELI V5.0 (20deg probe tilt); Type: QD OVA 002 AA; Serial: 1240
- DASY52 52.8.8(1258); SEMCAD X 14.6.10(7373)

Area Scan (7x15x1): Measurement grid: $dx=10$ mm, $dy=10$ mm

Maximum value of SAR (measured) = 0.952 W/kg

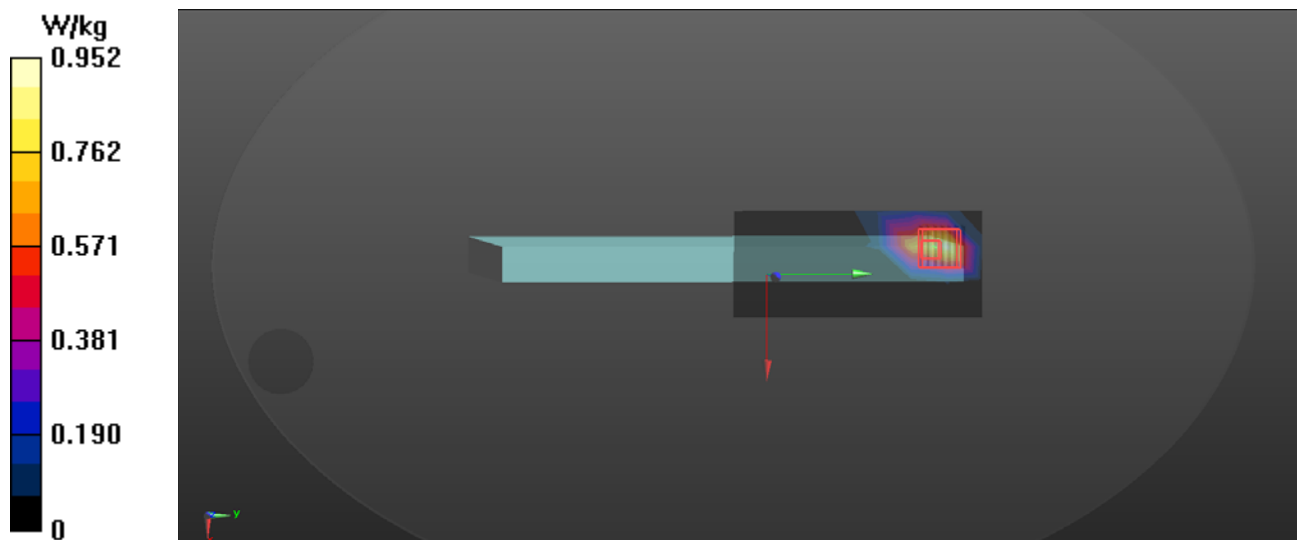
Zoom Scan (7x7x6)/Cube 0: Measurement grid: $dx=4$ mm, $dy=4$ mm, $dz=2$ mm

Reference Value = 0 V/m; Power Drift = 0.09 dB

Peak SAR (extrapolated) = 5.87 W/kg

SAR(1 g) = 1.3 W/kg; SAR(10 g) = 0.305 W/kg

Maximum value of SAR (measured) = 3.28 W/kg



T336 802.11ac_VHT20_Ch140_Rear Face_0cm_Ant1

DUT: Tablet Computer;

Communication System: UID 0, WiFi (0); Frequency: 5700 MHz; Duty Cycle: 1:1
Medium parameters used: $f = 5700$ MHz; $\sigma = 5.336$ S/m; $\epsilon_r = 34.233$; $\rho = 1000$ kg/m³
Ambient Temperature : 23.1 °C; Liquid Temperature : 22.4 °C

DASY Configuration:

- Probe: EX3DV4 - SN7346; ConvF(4.78, 4.78, 4.78); Calibrated: 2019/4/25;
- Sensor-Surface: 1.4mm (Mechanical Surface Detection), $z = -19.0, 23.0$
- Electronics: DAE4 Sn917; Calibrated: 2018/12/7
- Phantom: ELI V5.0 (20deg probe tilt); Type: QD OVA 002 AA; Serial: 1240
- DASY52 52.8.8(1258); SEMCAD X 14.6.10(7373)

Area Scan (9x13x1): Measurement grid: $dx=10$ mm, $dy=10$ mm

Maximum value of SAR (measured) = 0.183 W/kg

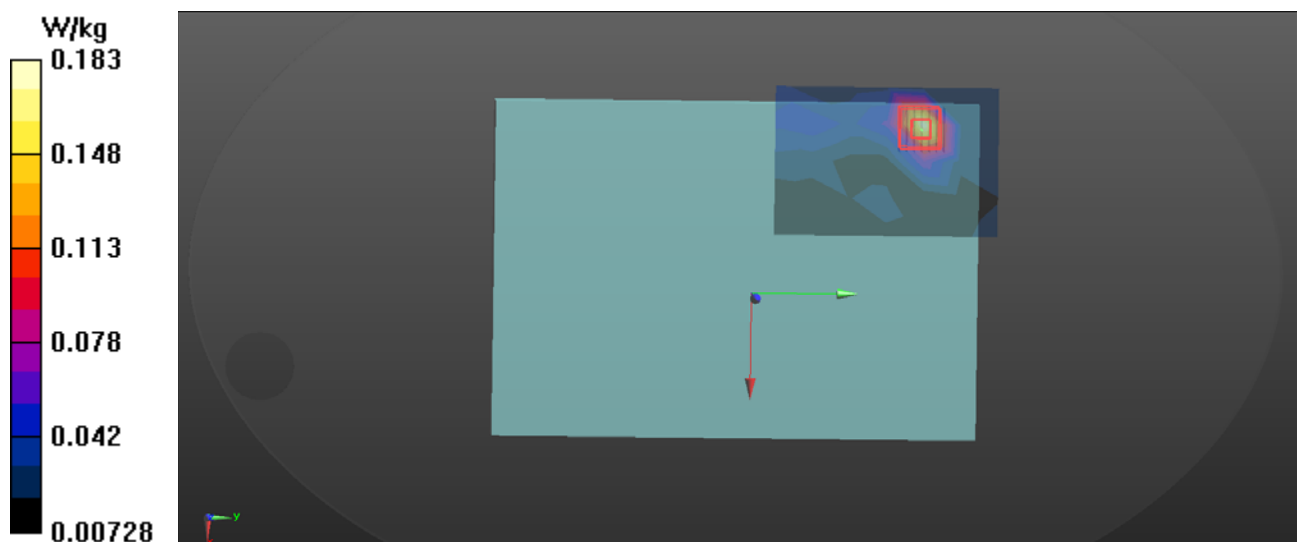
Zoom Scan (7x7x6)/Cube 0: Measurement grid: $dx=4$ mm, $dy=4$ mm, $dz=2$ mm

Reference Value = 1.131 V/m; Power Drift = 0.13 dB

Peak SAR (extrapolated) = 0.365 W/kg

SAR(1 g) = 0.091 W/kg; SAR(10 g) = 0.045 W/kg

Maximum value of SAR (measured) = 0.185 W/kg



T343 802.11a_Ch149_Bottom Side_0cm_Ant0

DUT: Tablet Computer;

Communication System: UID 0, WiFi (0); Frequency: 5745 MHz; Duty Cycle: 1:1
Medium parameters used: $f = 5745$ MHz; $\sigma = 5.383$ S/m; $\epsilon_r = 34.099$; $\rho = 1000$ kg/m³
Ambient Temperature : 23.1 °C; Liquid Temperature : 22.4 °C

DASY Configuration:

- Probe: EX3DV4 - SN7346; ConvF(4.78, 4.78, 4.78); Calibrated: 2019/4/25;
- Sensor-Surface: 1.4mm (Mechanical Surface Detection), $z = -19.0, 23.0$
- Electronics: DAE4 Sn917; Calibrated: 2018/12/7
- Phantom: ELI V5.0 (20deg probe tilt); Type: QD OVA 002 AA; Serial: 1240
- DASY52 52.8.8(1258); SEMCAD X 14.6.10(7373)

Area Scan (7x15x1): Measurement grid: $dx=10$ mm, $dy=10$ mm

Maximum value of SAR (measured) = 1.03 W/kg

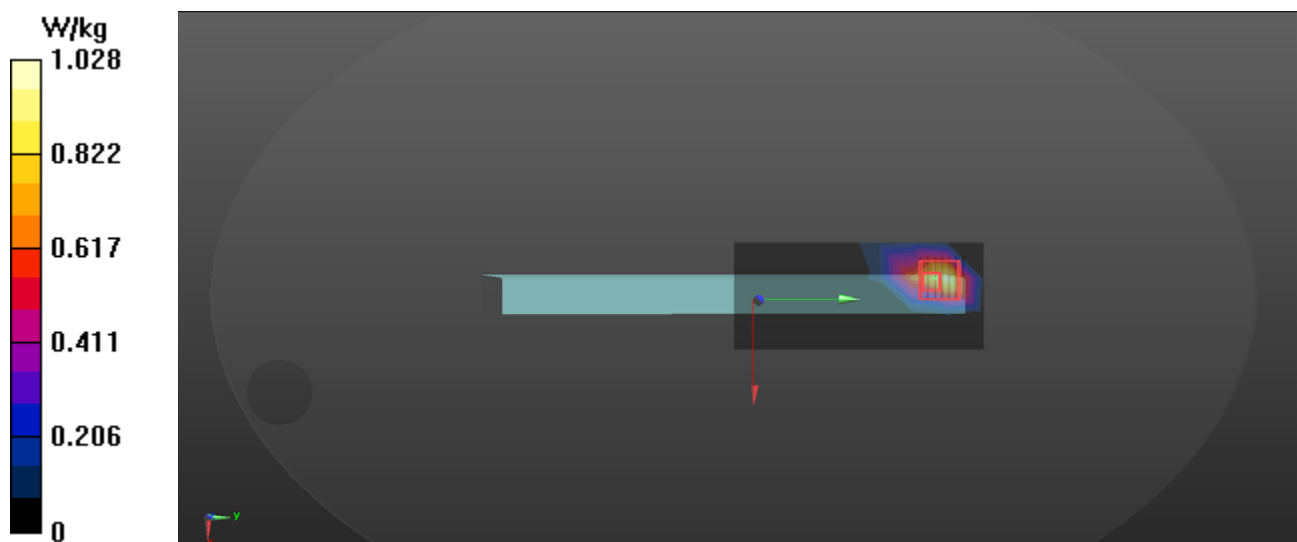
Zoom Scan (7x7x6)/Cube 0: Measurement grid: $dx=4$ mm, $dy=4$ mm, $dz=2$ mm

Reference Value = 0 V/m; Power Drift = 0.06 dB

Peak SAR (extrapolated) = 5.97 W/kg

SAR(1 g) = 1.29 W/kg; SAR(10 g) = 0.301 W/kg

Maximum value of SAR (measured) = 3.30 W/kg



T346 802.11a_Ch157_Rear Face_0cm_Ant1

DUT: Tablet Computer;

Communication System: UID 0, WiFi (0); Frequency: 5785 MHz; Duty Cycle: 1:1
Medium parameters used: $f = 5785$ MHz; $\sigma = 5.439$ S/m; $\epsilon_r = 34.023$; $\rho = 1000$ kg/m³
Ambient Temperature : 23.1 °C; Liquid Temperature : 22.4 °C

DASY Configuration:

- Probe: EX3DV4 - SN7346; ConvF(4.78, 4.78, 4.78); Calibrated: 2019/4/25;
- Sensor-Surface: 1.4mm (Mechanical Surface Detection), $z = -19.0, 23.0$
- Electronics: DAE4 Sn917; Calibrated: 2018/12/7
- Phantom: ELI V5.0 (20deg probe tilt); Type: QD OVA 002 AA; Serial: 1240
- DASY52 52.8.8(1258); SEMCAD X 14.6.10(7373)

Area Scan (9x13x1): Measurement grid: dx=10mm, dy=10mm

Maximum value of SAR (measured) = 0.396 W/kg

Zoom Scan (7x7x6)/Cube 0: Measurement grid: dx=4mm, dy=4mm, dz=2mm

Reference Value = 1.822 V/m; Power Drift = -0.09 dB

Peak SAR (extrapolated) = 0.672 W/kg

SAR(1 g) = 0.170 W/kg; SAR(10 g) = 0.073 W/kg

Maximum value of SAR (measured) = 0.388 W/kg

