

NAUTIZ X41

QUICK START GUIDE

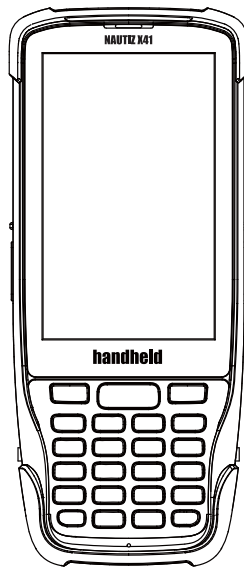
Mobile Computer



handheld

① WHAT'S IN THE BOX

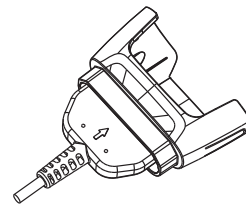
The pictures shown below may differ from the actual products. To purchase additional or optional products, contact our customer center.



Nautiz X41 Main body



Standard battery



Charging dock

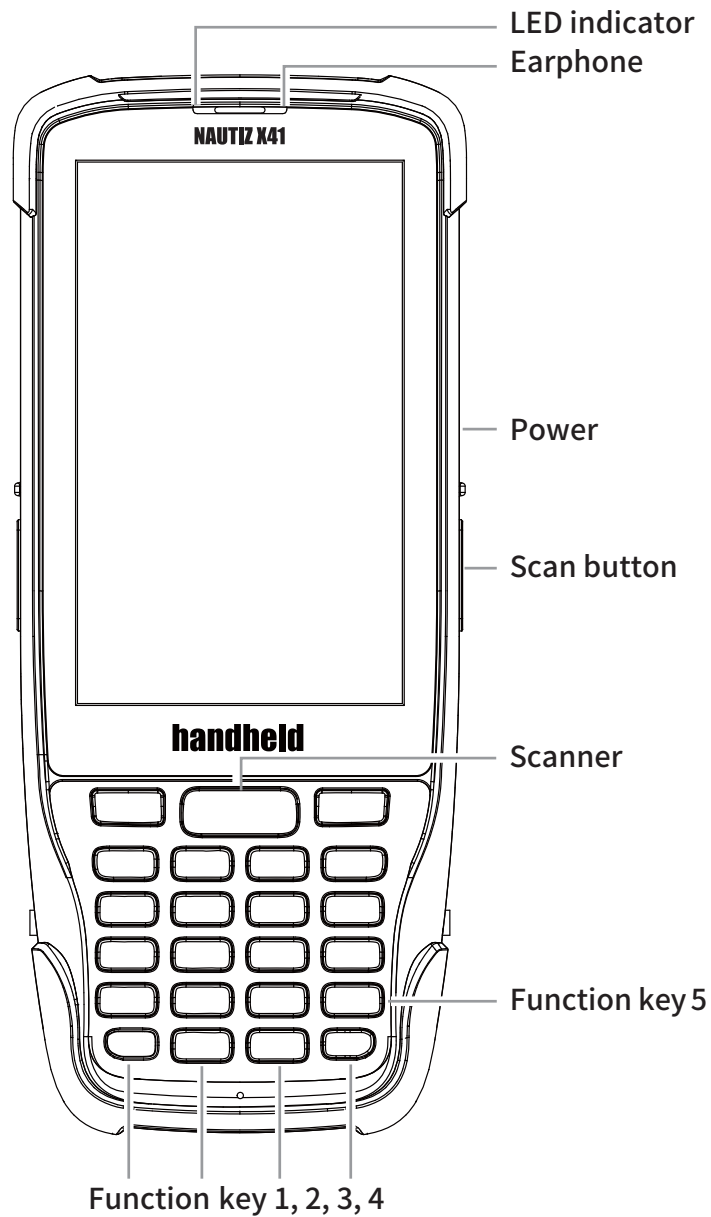


USB cable

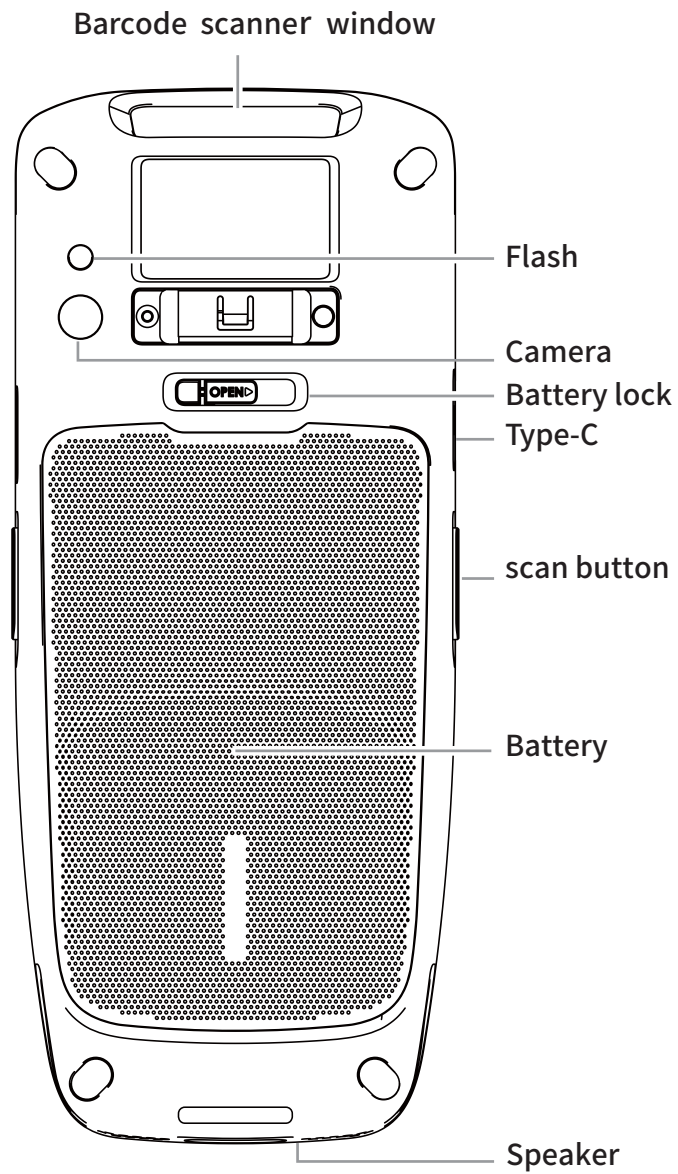


Adaptor

② YOUR NAUTIZ X41



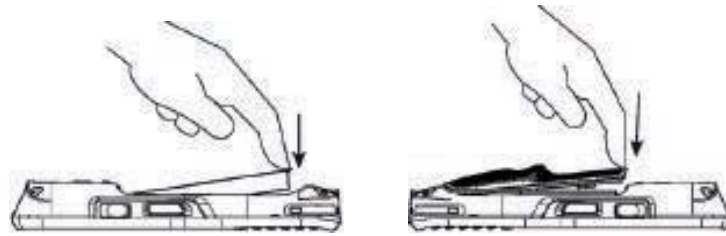
③ YOUR NAUTIZ X41



④ INSERT/REMOVE BATTERY

To insert the battery

1. Insert the battery and cover.

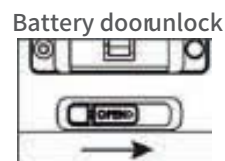


2. Slide the battery lock to the left.

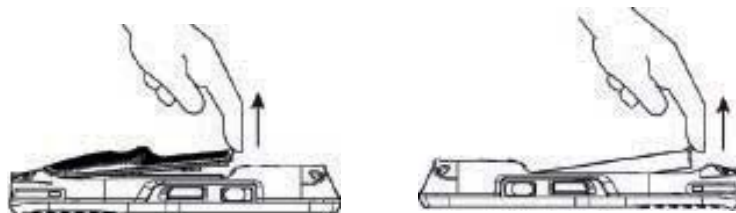


To remove the battery

1. Slide the battery lock to the right.

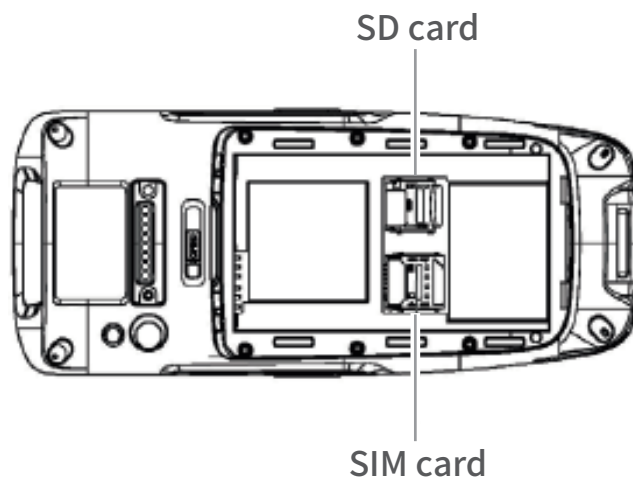


2. Remove the cover and battery.



⑤ INSERTING/EXTRACTING SIM/MICRO SD CARD

This is how you insert and remove the
SIM/micro SD.




⑥ USING SCANNER

Press the [Front Scan] or [Side Scan] button to start scanning.



Scanning Barcode

To scan a barcode, keep a distance of about 10 cm between the barcode and the barcode scanner window and scan the barcode at the correct angle.



Please go to www.handheldgroup.com/knowledgebase to download more information.

Google, Google Play and other marks are trademarks of Google LLC.
Handheld Rugged Mobile Computer.

Use careful with the earphone maybe possible excessive sound pressure from earphones and headphones can cause hearing loss.



2. Risk of explosion if battery is replaced by an incorrect type. Dispose of used batteries according to the instructions.

3. The product shall only be connected to a USB interface of version USB2.0 or higher.

4. Adapter shall be installed near the equipment and shall be easily accessible.

5. The operating temperature of the EUT can't exceed 40°C and shouldn't be lower than -20°C.



6. The plug considered as disconnect device of adapter.

7. The device complies with RF specifications when the device used at 5mm from your body

8. The band 5150-5350MHz indoor use only.

Hereby, Handheld Group AB. declares that this Mobile phone product is in compliance with essential requirements and other relevant provisions of Directive 2014/53/EU. This product is allowed to be used in all EU member states.

handheld
www.handheldgroup.com

Version 1.2

FCC Warning

15.19 Labeling requirements.

This device complies with part 15 of the FCC Rules. Operation is subject to the following two conditions: (1) This device may not cause harmful interference, and (2) this device must accept any interference received, including interference that may cause undesired operation.

15.21 Information to user.

Any Changes or modifications not expressly approved by the party responsible for compliance could void the user's authority to operate the equipment.

15.105 Information to user.

This equipment has been tested and found to comply with the limits for a Class B digital device, pursuant to Part 15 of the FCC Rules. These limits are designed to provide reasonable protection against harmful interference in a residential installation. This equipment generates uses and can radiate radio frequency energy and, if not installed and used in accordance with the instructions, may cause harmful interference to radio communications. However, there is no guarantee that interference will not occur in a particular installation. If this equipment does cause harmful interference to radio or television reception, which can be determined by turning the equipment off and on, the user is encouraged to try to correct the interference by one or more of the following measures:

- Reorient or relocate the receiving antenna.
- Increase the separation between the equipment and receiver.
- Connect the equipment into an outlet on a circuit different from that to which the receiver is connected.
- Consult the dealer or an experienced radio/TV technician for help.

Specific Absorption Rate (SAR) information:

This product meets the government's requirements for exposure to radio waves. The guidelines are based on standards that were developed by independent scientific organizations through periodic and thorough evaluation of scientific studies. The standards include a substantial safety margin designed to assure the safety of all persons regardless of age or health.

FCC RF Exposure Information and Statement The SAR limit of USA (FCC) is 1.6 W/kg averaged over one gram of tissue. This device was tested for typical body-worn operations with the back of the handset kept 10mm from the body. To maintain compliance with FCC RF exposure requirements, use accessories that maintain a 10mm separation distance between the user's body and the back of the device. The use of belt clips, holsters and similar accessories should not contain metallic components in its assembly. The use of accessories that do not satisfy these requirements may not comply with FCC RF exposure requirements, and should be avoided.

IC Statement

This device complies with Industry Canada's licence-exempt RSSs. Operation is subject to the following two conditions:

- (1) This device may not cause interference;
- (2) This device must accept any interference, including interference that may cause undesired operation of the device.

Le présent appareil est conforme aux CNR d'Industrie Canada applicables aux appareils radio exempts de licence. L'exploitation est autorisée aux deux conditions suivantes: (1) l'appareil ne doit pas produire de brouillage, et (2) l'utilisateur de l'appareil doit accepter tout brouillage radioélectrique subi, même si le brouillage est susceptible d'en compromettre le fonctionnement.

The information listed above provides the user with information needed to make him or her aware of a RF exposure, and what to do to assure that this radio operates within the FCC exposure limits of this radio.

The device complies with RF specifications when the device used at 10mm from your body. Third-party belt-clips, holsters, and similar accessories used by this device should not contain any metallic components. Body-worn accessories that do not meet these requirements may not comply with RF exposure requirements and should be avoided.

