



## **SETUP PHOTOGRAPHS**

This document contains 8 photographs


**Photograph No.1**  
**Setup for spurious emission field strength measurements in the anechoic chamber below 30 MHz**




**Photograph No.2**  
**Setup for carrier and spurious emission field strength measurements in the anechoic chamber**  
**in 30 – 1000 MHz range**



**Photograph No.3**  
**Setup for spurious emission field strength measurements in the anechoic chamber in 1-18 GHz**



**Photograph No.4**  
**Setup for spurious emission field strength measurements in the anechoic chamber in 18 – 25 GHz**



**Photograph No.5**  
**Setup for carrier emission measurements at the OATS**



**Photograph No.6**  
**Setup for spurious emission field strength measurements at the OATS in 1-18 GHz**



**Photograph No.7**  
**Setup for spurious emission field strength measurements at the OATS in 1-18 GHz**





**Photograph No.8**  
**Setup for occupied bandwidth measurements**

