

SETUP PHOTOGRAPHS

This document contains 8 photographs


Photograph No.1
Setup for spurious emission field strength measurements in the anechoic chamber below 30 MHz




Photograph No.2
Setup for carrier and spurious emission field strength measurements in the anechoic chamber
in 30 – 1000 MHz range



Photograph No.3
Setup for carrier and spurious emission field strength measurements in the anechoic chamber,
EUT close view



Photograph No.4
Setup for spurious emission field strength measurements in the anechoic chamber above 1000 MHz




Photograph No.5
Setup for carrier field strength measurements at the OATS in 30-1000 MHz



Photograph No.6
Setup for carrier field strength measurements at the OATS above 1000 MHz



Photograph No.7
Setup for occupied bandwidth measurements



Photograph No.8
Setup for periodic operation requirements and occupied bandwidth measurements

