

APPLICATION CERTIFICATION FCC Part 15C
On Behalf of
HAOLIYUAN (SHENZHEN) ELECTRONIC CO., LTD

150M wireless usb adapter
Model No.: WU106A

FCC ID: YXA-WU106AM

Prepared for : HAOLIYUAN (SHENZHEN) ELECTRONIC CO., LTD
Address : No. 07# LangSha Road, SongGang, BaoAn, ShenZhen
GuangDong, China

Prepared by : ACCURATE TECHNOLOGY CO., LTD
Address : F1, Bldg. A, Changyuan New Material Port, Keyuan Rd.
Science & Industry Park, Nanshan, Shenzhen, Guangdong
P.R. China

Tel: (0755) 26503290
Fax: (0755) 26503396

Report Number : ATE20111342
Date of Test : July 12-16, 2011
Date of Report : July 16, 2011

TABLE OF CONTENTS

Description	Page
Test Report Certification	
1. GENERAL INFORMATION	5
1.1. Description of Device (EUT).....	5
1.2. Description of Test Facility	6
1.3. Measurement Uncertainty	6
2. MEASURING DEVICE AND TEST EQUIPMENT	7
3. OPERATION OF EUT DURING TESTING	8
3.1. Operating Mode	8
3.2. Configuration and peripherals	8
4. TEST PROCEDURES AND RESULTS	9
5. 6DB BANDWIDTH MEASUREMENT	10
5.1. Block Diagram of Test Setup.....	10
5.2. The Requirement For Section 15.247(a)(1).....	10
5.3. EUT Configuration on Measurement	10
5.4. Operating Condition of EUT	10
5.5. Test Procedure	11
5.6. Test Result	11
6. MAXIMUM PEAK OUTPUT POWER	22
6.1. Block Diagram of Test Setup.....	22
6.2. The Requirement For Section 15.247(b)(3).....	22
6.3. EUT Configuration on Measurement	22
6.4. Operating Condition of EUT	22
6.5. Test Procedure	23
6.6. Test Result	23
7. POWER SPECTRAL DENSITY MEASUREMENT.....	34
7.1. Block Diagram of Test Setup.....	34
7.2. The Requirement For Section 15.247(e).....	34
7.3. EUT Configuration on Measurement	34
7.4. Operating Condition of EUT	34
7.5. Test Procedure	35
7.6. Test Result	35
8. BAND EDGE COMPLIANCE TEST	46
8.1. Block Diagram of Test Setup.....	46
8.2. The Requirement For Section 15.247(d)	46
8.3. EUT Configuration on Measurement	46
8.4. Operating Condition of EUT	47
8.5. Test Procedure	47
8.6. Test Result	48
9. RADIATED SPURIOUS EMISSION TEST	73
9.1. Block Diagram of Test Setup.....	73
9.2. The Limit For Section 15.247(d)	74
9.3. Restricted bands of operation	74
9.4. Configuration of EUT on Measurement	75
9.5. Operating Condition of EUT	75

- 9.6. Test Procedure75
- 9.7. The Field Strength of Radiation Emission Measurement Results76
- 10. AC POWER LINE CONDUCTED EMISSION FOR FCC PART 15 SECTION 15.207(A) 139**
 - 10.1. Block Diagram of Test Setup.....139
 - 10.2. The Emission Limit139
 - 10.3. Configuration of EUT on Measurement140
 - 10.4. Operating Condition of EUT140
 - 10.5. Test Procedure140
 - 10.6. Power Line Conducted Emission Measurement Results141
- 11. ANTENNA REQUIREMENT..... 150**
 - 11.1. The Requirement150
 - 11.2. Antenna Construction150

Test Report Certification

Applicant : HAOLIYUAN (SHENZHEN) ELECTRONIC CO., LTD
Manufacturer : HAOLIYUAN (SHENZHEN) ELECTRONIC CO., LTD
EUT Description : 150M wireless usb adapter
(A) MODEL NO.: WU106A
(B) SERIAL NO.: N/A
(C) POWER SUPPLY: DC 5V

Measurement Procedure Used:

FCC Rules and Regulations Part 15 Subpart C Section 15.247 ANSI C63.4: 2003

The device described above is tested by ACCURATE TECHNOLOGY CO. LTD to determine the maximum emission levels emanating from the device. The maximum emission levels are compared to the FCC Part 15 Subpart C Section 15.247 limits. The measurement results are contained in this test report and ACCURATE TECHNOLOGY CO. LTD is assumed full responsibility for the accuracy and completeness of these measurements. Also, this report shows that the Equipment Under Test (EUT) is to be technically compliant with the FCC requirements.

This report applies to above tested sample only. This report shall not be reproduced in part without written approval of ACCURATE TECHNOLOGY CO. LTD.

Date of Test : July 12-16, 2011

Prepared by : Apple Lv
(Engineer)

Approved & Authorized Signer : Genbo
(Manager)

1. GENERAL INFORMATION

1.1. Description of Device (EUT)

EUT	:	150M wireless usb adapter
Model Number	:	WU106A
Frequency Band	:	2412-2462MHz
Number of Channels	:	11
Antenna Gain	:	0dBi
Power Supply	:	DC 5V (USB terminal)
Data Rate	:	IEEE 802.11b: 11Mbps IEEE 802.11g: 54Mbps IEEE 802.11n: 150Mbps
Applicant	:	HAOLIYUAN (SHENZHEN) ELECTRONIC CO., LTD
Address	:	No. 07# LangSha Road, SongGang, BaoAn, ShenZhen GuangDong, China
Manufacturer	:	HAOLIYUAN (SHENZHEN) ELECTRONIC CO., LTD
Address	:	No. 07# LangSha Road, SongGang, BaoAn, ShenZhen GuangDong, China
Date of sample received	:	July 12, 2011
Date of Test	:	July 12-16, 2011

1.2. Description of Test Facility

EMC Lab : Accredited by TUV Rheinland Shenzhen

Listed by FCC
The Registration Number is 752051

Listed by Industry Canada
The Registration Number is 5077A-2

Accredited by China National Accreditation Committee
for Laboratories
The Certificate Registration Number is L3193

Name of Firm : ACCURATE TECHNOLOGY CO. LTD

Site Location : F1, Bldg. A, Changyuan New Material Port, Keyuan Rd.
Science & Industry Park, Nanshan, Shenzhen, Guangdong
P.R. China

1.3. Measurement Uncertainty

Conducted Emission Expanded Uncertainty = 2.23dB, k=2

Radiated emission expanded uncertainty = 3.08dB, k=2
(9kHz-30MHz)

Radiated emission expanded uncertainty = 4.42dB, k=2
(30MHz-1000MHz)

Radiated emission expanded uncertainty = 4.06dB, k=2
(Above 1GHz)

2. MEASURING DEVICE AND TEST EQUIPMENT

Table 1: List of Test and Measurement Equipment

Kind of equipment	Manufacturer	Type	S/N	Calibrated until
EMI Test Receiver	Rohde&Schwarz	ESCS30	100307	Jan. 15, 2012
EMI Test Receiver	Rohde&Schwarz	ESPI3	101526/003	Jan. 15, 2012
Spectrum Analyzer	Agilent	E7405A	MY45115511	Jan. 15, 2012
Pre-Amplifier	Rohde&Schwarz	CBLU118354 0-01	3791	Jan. 15, 2012
Loop Antenna	Schwarzbeck	FMZB1516	1516131	Jan. 15, 2012
Bilog Antenna	Schwarzbeck	VULB9163	9163-323	Jan. 15, 2012
Horn Antenna	Schwarzbeck	BBHA9120D	9120D-655	Jan. 15, 2012
Horn Antenna	Schwarzbeck	BBHA9170	9170-359	Jan. 15, 2012
LISN	Rohde&Schwarz	ESH3-Z5	100305	Jan. 15, 2012
LISN	Schwarzbeck	NSLK8126	8126431	Jan. 15, 2012

3. OPERATION OF EUT DURING TESTING

3.1. Operating Mode

The mode is used: **802.11b Transmitting mode**

Low Channel: 2412MHz

Middle Channel: 2437MHz

High Channel: 2462MHz

802.11g Transmitting mode

Low Channel: 2412MHz

Middle Channel: 2437MHz

High Channel: 2462MHz

802.11n Transmitting mode

Low Channel: 2412MHz

Middle Channel: 2437MHz

High Channel: 2462MHz

3.2. Configuration and peripherals

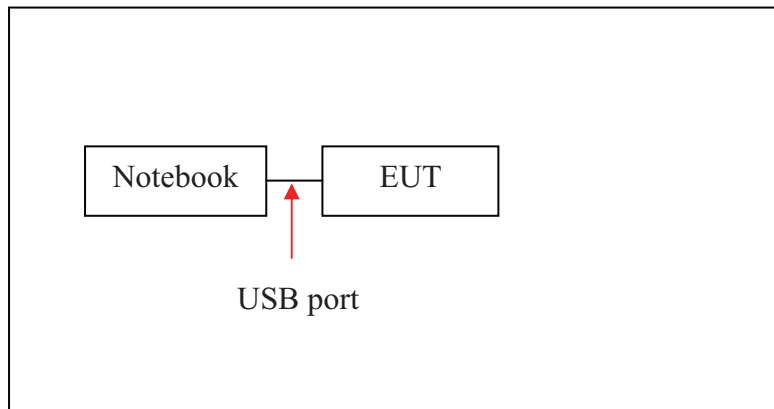


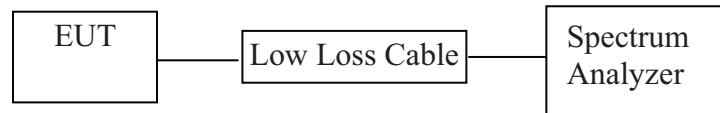
Figure 1 Setup: Transmitting mode

4. TEST PROCEDURES AND RESULTS

FCC Rules	Description of Test	Result
Section 15.247(a)(2)	6dB Bandwidth Test	Compliant
Section 15.247(e)	Power Spectral Density Test	Compliant
Section 15.247(b)(3)	Maximum Peak Output Power Test	Compliant
Section 15.247(d)	Band Edge Compliance Test	Compliant
Section 15.247(d) Section 15.209	Radiated Spurious Emission Test	Compliant
Section 15.207	AC Power Line Conducted Emission Test	Compliant
Section 15.203	Antenna Requirement	Compliant

5. 6DB BANDWIDTH MEASUREMENT

5.1. Block Diagram of Test Setup



(EUT: 150M wireless usb adapter)

5.2. The Requirement For Section 15.247(a)(2)

Section 15.247(a)(2): Systems using digital modulation techniques may operate in the 902-928MHz, 2400-2483.5MHz, and 5725-5850MHz bands. The minimum 6 dB bandwidth shall be at least 500 kHz.

5.3. EUT Configuration on Measurement

The following equipment are installed on the emission measurement to meet the commission requirements and operating regulations in a manner which tends to maximize its emission characteristics in normal application.

5.3.1. 150M wireless usb adapter (EUT)

Model Number	:	WU106A
Serial Number	:	N/A
Manufacturer	:	HAOLIYUAN (SHENZHEN) ELECTRONIC CO., LTD

5.4. Operating Condition of EUT

5.4.1. Setup the EUT and simulator as shown as Section 5.1.

5.4.2. Turn on the power of all equipment.

5.4.3. Let the EUT work in TX modes measure it. The transmit frequency are 2412-2462MHz. We select 2412MHz, 2437MHz, 2462MHz TX frequency to transmit.

5.5. Test Procedure

5.5.1. The transmitter output was connected to the spectrum analyzer through a low loss cable.

5.5.2. Set RBW of spectrum analyzer to 100kHz and VBW to 300kHz.

5.5.3. The 6dB bandwidth is defined as the total spectrum the power of which is higher than peak power minus 6dB.

5.6. Test Result

PASS.

Date of Test:	<u>July 13, 2011</u>	Temperature:	<u>25°C</u>
EUT:	<u>150M wireless usb adapter</u>	Humidity:	<u>50%</u>
Model No.:	<u>WU106A</u>	Power Supply:	<u>DC 5V</u>
Test Mode:	<u>TX</u>	Test Engineer:	<u>Pei</u>

The test was performed with 802.11b

Channel	Frequency (MHz)	6dB Bandwidth (MHz)	Limit (MHz)
Low	2412	10.76	> 0.5MHz
Middle	2437	10.60	> 0.5MHz
High	2462	10.48	> 0.5MHz

The test was performed with 802.11g

Channel	Frequency (MHz)	6dB Bandwidth (MHz)	Limit (MHz)
Low	2412	16.60	> 0.5MHz
Middle	2437	16.56	> 0.5MHz
High	2462	16.56	> 0.5MHz

The test was performed with 802.11n			
Channel	Frequency (MHz)	6dB Bandwidth (MHz)	Limit (MHz)
Low	2412	17.76	> 0.5MHz
Middle	2437	17.72	> 0.5MHz
High	2462	17.76	> 0.5MHz

The spectrum analyzer plots are attached as below.

802.11b Channel Low 2412MHz

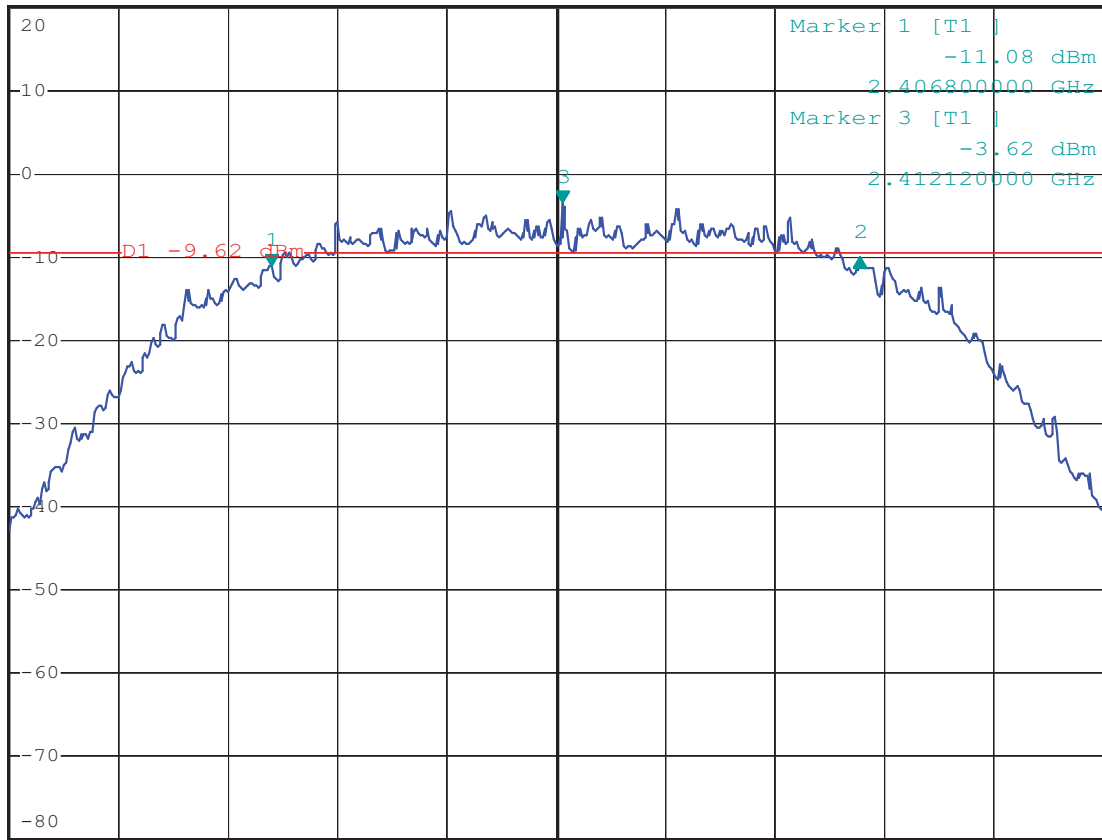


*RBW 100 kHz Delta 2 [T1]
VBW 300 kHz 1.02 dB
SWT 2.5 ms 10.760000000 MHz

Ref 20 dBm

Att 50 dB

1 PK
MAXH



Center 2.412 GHz

2 MHz/

Span 20 MHz

A

3DB

802.11b Channel Middle 2437MHz

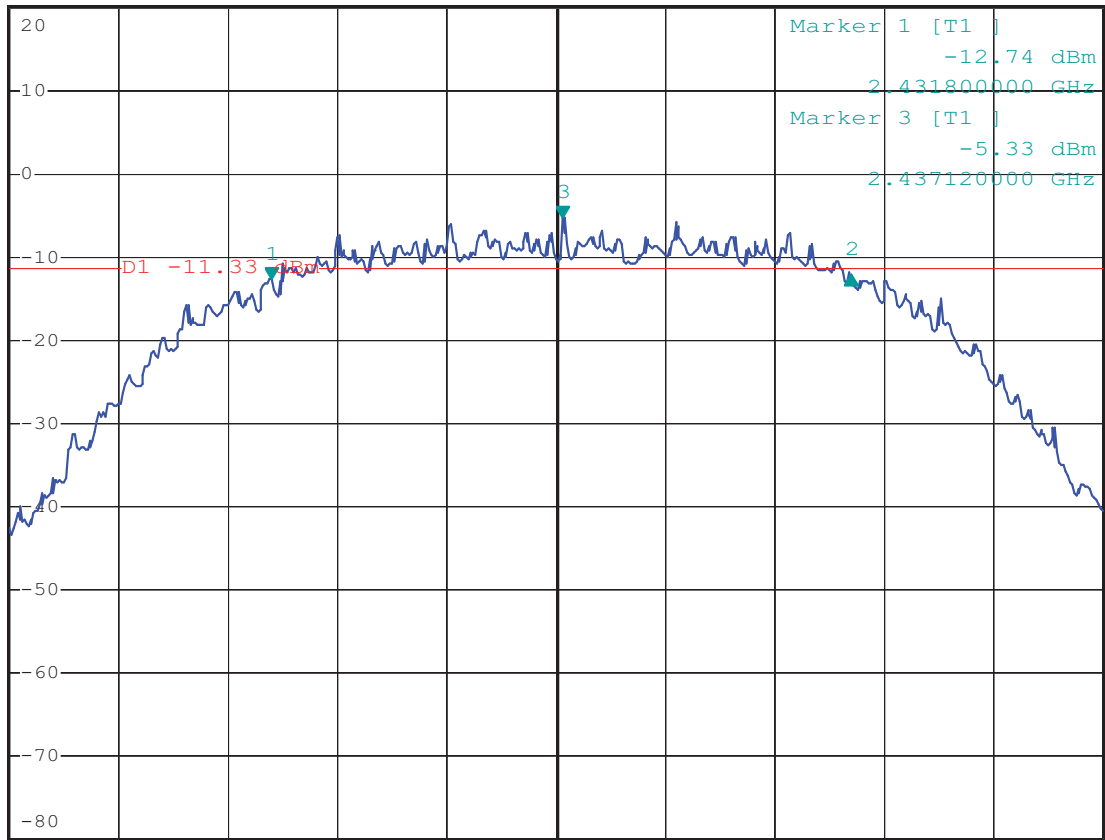


*RBW 100 kHz Delta 2 [T1]
VBW 300 kHz 0.62 dB
SWT 2.5 ms 10.600000000 MHz

Ref 20 dBm

Att 50 dB

1 PK
MAXH



Center 2.437 GHz

2 MHz/

Span 20 MHz

802.11b Channel High 2462MHz

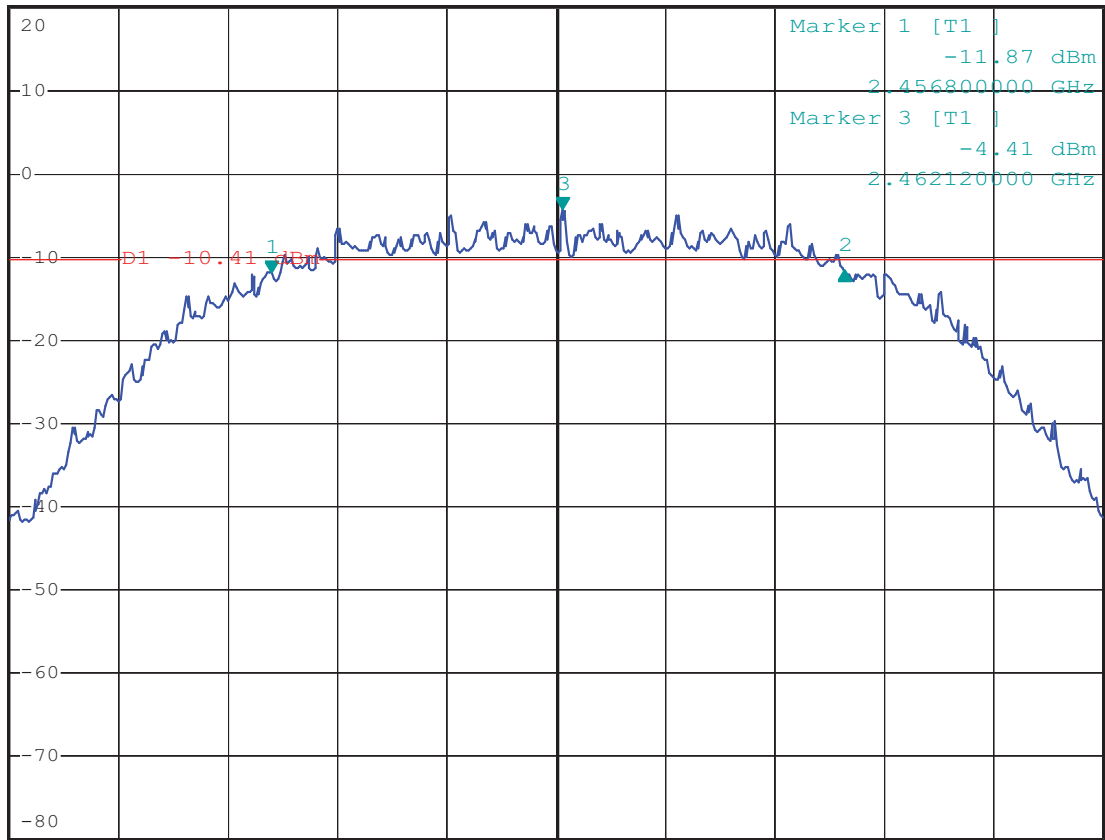


*RBW 100 kHz Delta 2 [T1]
VBW 300 kHz 0.11 dB
SWT 2.5 ms 10.48000000 MHz

Ref 20 dBm

Att 50 dB

1 PK
MAXH



A

3DB

Center 2.462 GHz

2 MHz/

Span 20 MHz

802.11g Channel Low 2412MHz

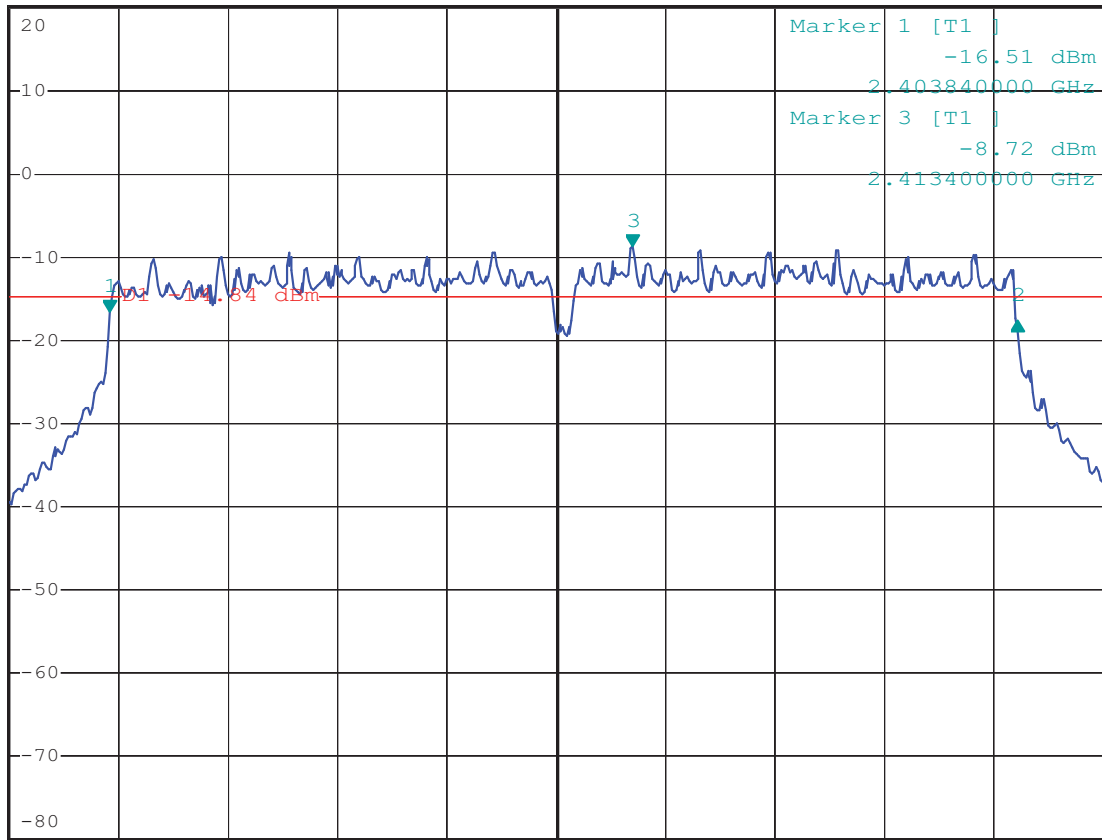


*RBW 100 kHz Delta 2 [T1]
VBW 300 kHz -1.12 dB
SWT 2.5 ms 16.600000000 MHz

Ref 20 dBm

Att 50 dB

1 PK
MAXH



Center 2.412 GHz

2 MHz/

Span 20 MHz

802.11g Channel Middle 2437MHz

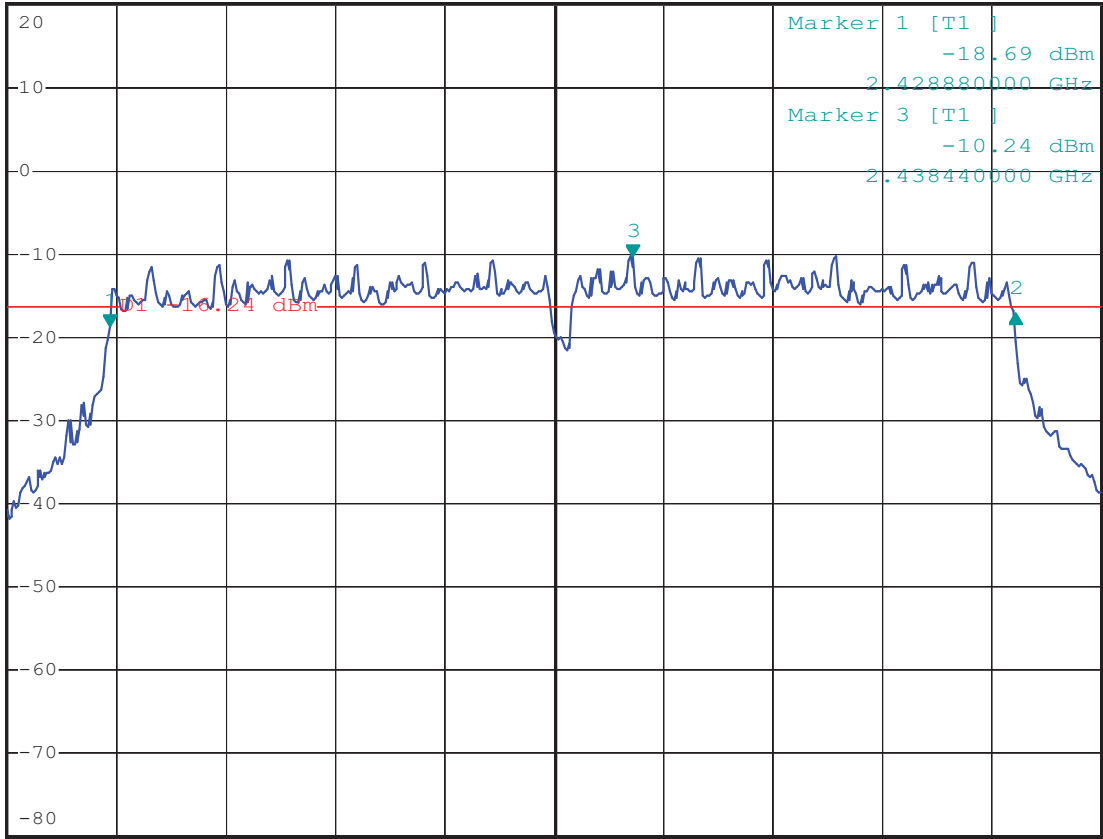


*RBW 100 kHz Delta 2 [T1]
VBW 300 kHz 1.60 dB
SWT 2.5 ms 16.560000000 MHz

Ref 20 dBm

Att 50 dB

1 PK
MAXH



Center 2.437 GHz

2 MHz/

Span 20 MHz

802.11g Channel High 2462MHz

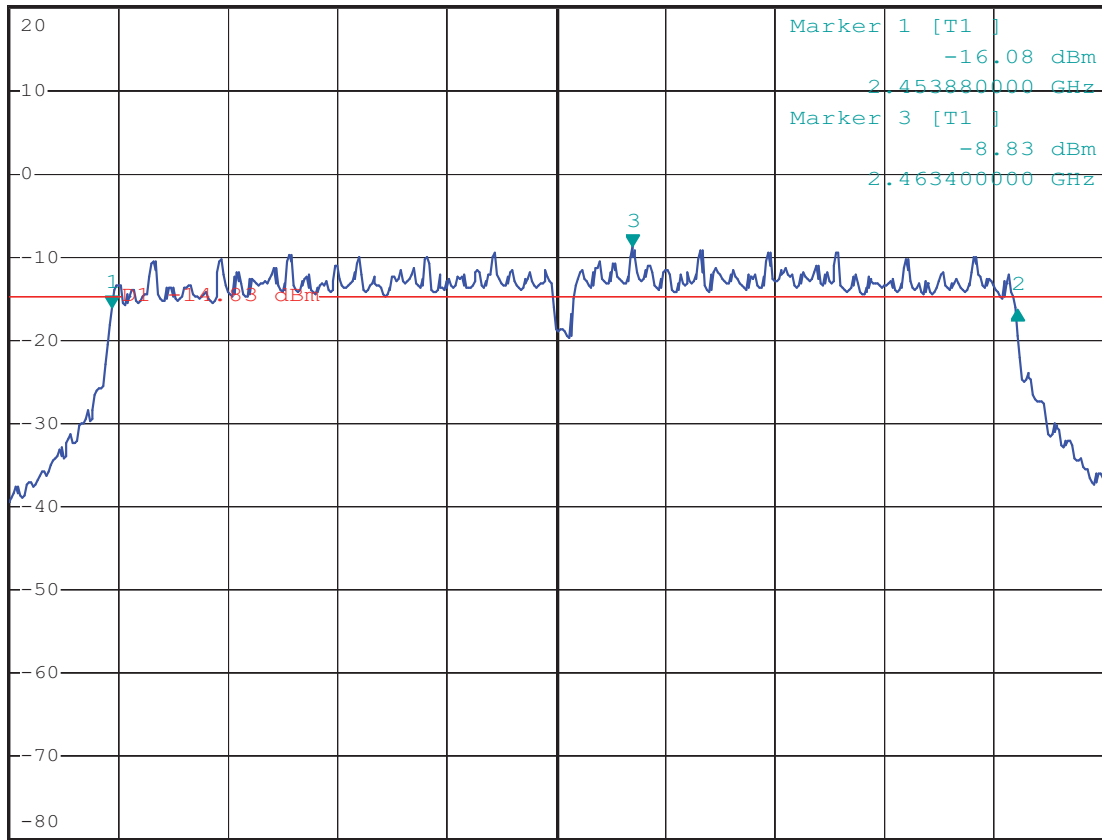


*RBW 100 kHz Delta 2 [T1]
VEW 300 kHz -0.39 dB
SWT 2.5 ms 16.560000000 MHz

Ref 20 dBm

Att 50 dB

1 PK
MAXH



Center 2.462 GHz

2 MHz/

Span 20 MHz

802.11n Channel Low 2412MHz

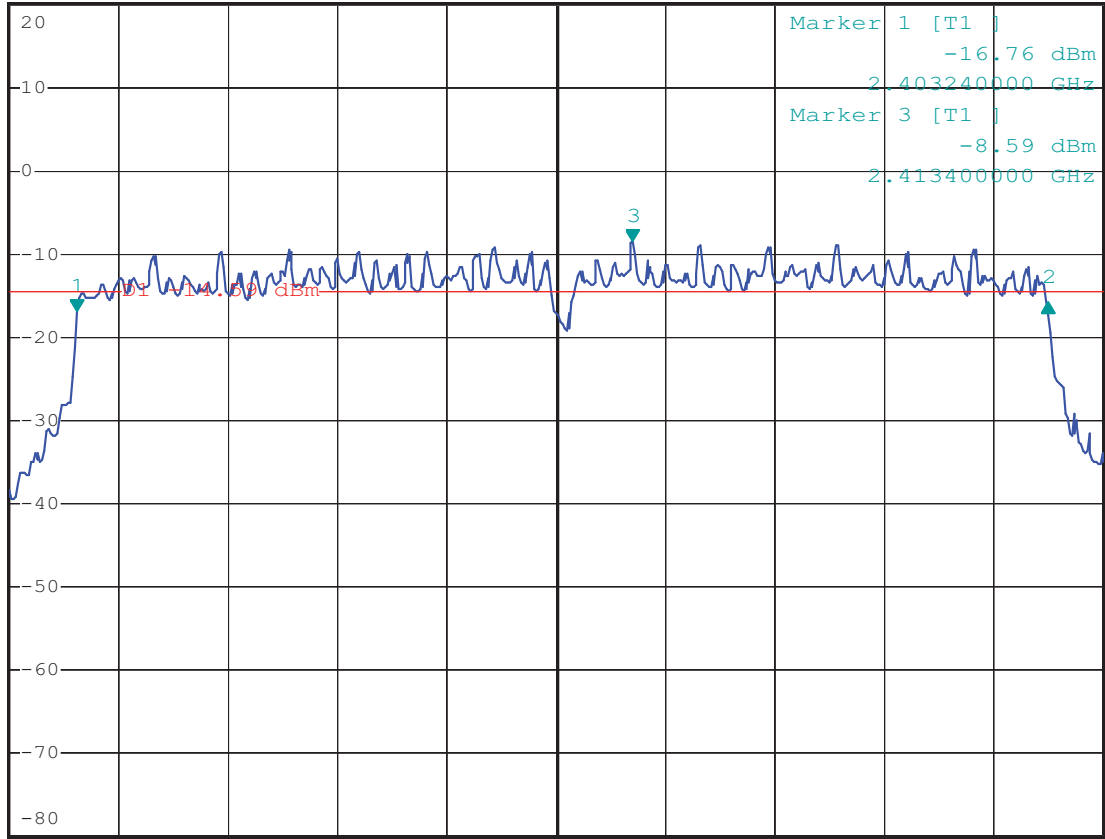


*RBW 100 kHz Delta 2 [T1]
VBW 300 kHz 0.83 dB
SWT 2.5 ms 17.760000000 MHz

Ref 20 dBm

Att 50 dB

1 PK
MAXH



Center 2.412 GHz

2 MHz/

Span 20 MHz

802.11n Channel Low 2437MHz

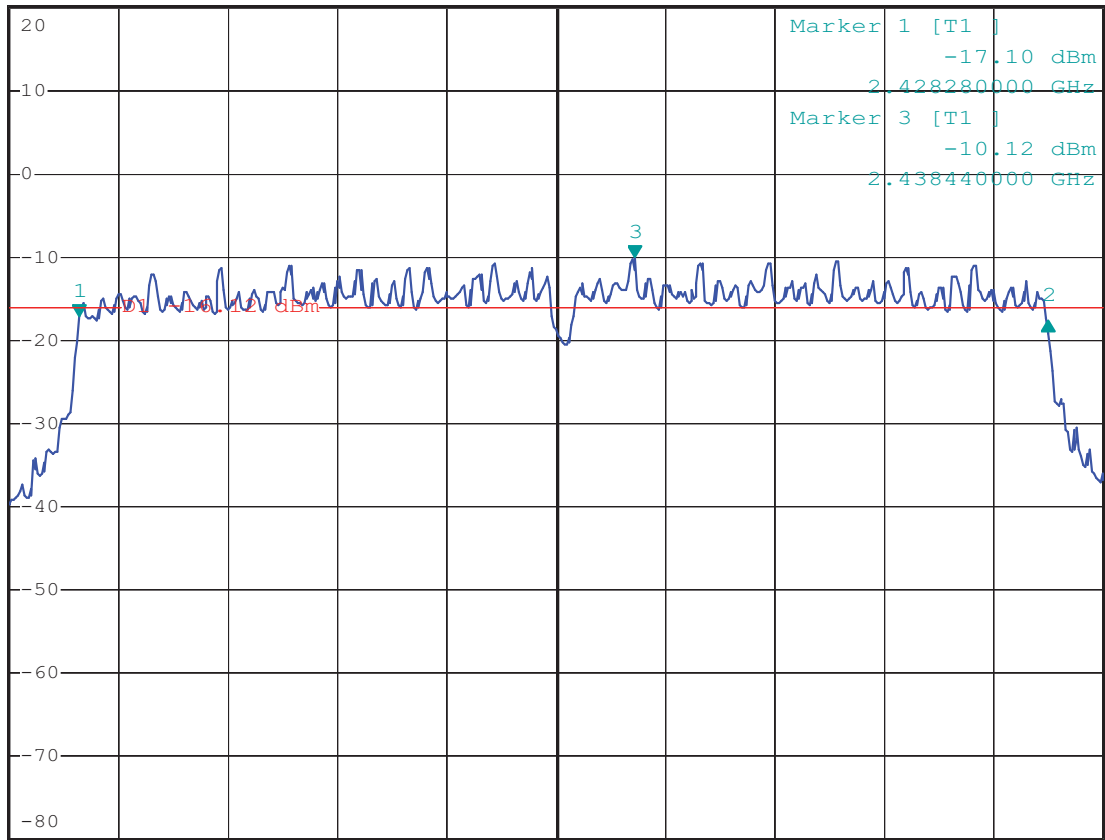


*RBW 100 kHz Delta 2 [T1]
VEW 300 kHz -0.61 dB
SWT 2.5 ms 17.720000000 MHz

Ref 20 dBm

Att 50 dB

1 PK
MAXH



Center 2.437 GHz

2 MHz/

Span 20 MHz

802.11n Channel Low 2462MHz

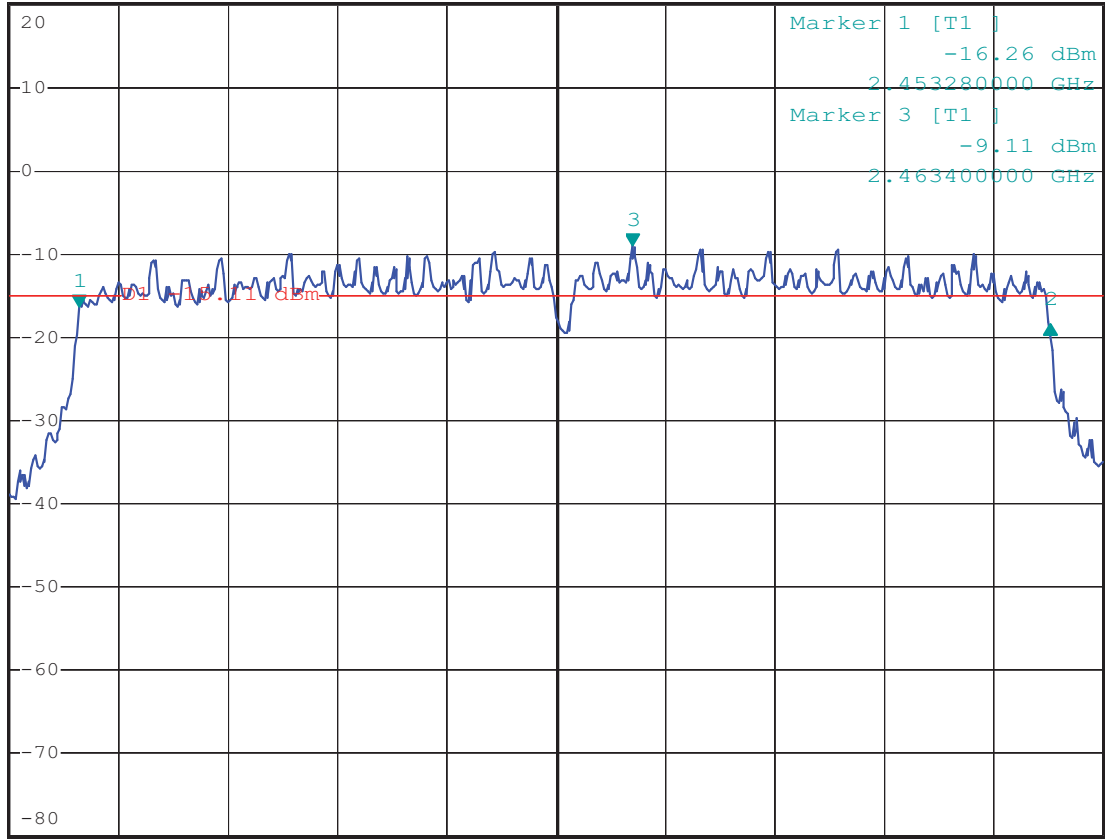


*RBW 100 kHz Delta 2 [T1]
VBW 300 kHz -2.30 dB
SWT 2.5 ms 17.760000000 MHz

Ref 20 dBm

Att 50 dB

1 PK
MAXH



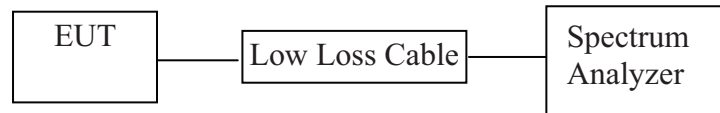
Center 2.462 GHz

2 MHz/

Span 20 MHz

6. MAXIMUM PEAK OUTPUT POWER

6.1. Block Diagram of Test Setup



(EUT: 150M wireless usb adapter)

6.2. The Requirement For Section 15.247(b)(3)

Section 15.247(b)(3): For systems using digital modulation in the 902-928MHz, 2400-2483.5MHz, and 5725-5850MHz bands: 1 Watt.

6.3. EUT Configuration on Measurement

The following equipment are installed on the emission Measurement to meet the commission requirements and operating regulations in a manner which tends to maximize its emission characteristics in normal application.

6.3.1. 150M wireless usb adapter (EUT)

Model Number	:	WU106A
Serial Number	:	N/A
Manufacturer	:	HAOLIYUAN (SHENZHEN) ELECTRONIC CO., LTD

6.4. Operating Condition of EUT

6.4.1. Setup the EUT and simulator as shown as Section 6.1.

6.4.2. Turn on the power of all equipment.

6.4.3. Let the EUT work in TX modes measure it. The transmit frequency are 2412-2462MHz. We select 2412MHz, 2437MHz, 2462MHz TX frequency to transmit.

6.5. Test Procedure

6.5.1. The transmitter output was connected to the spectrum analyzer through a low loss cable.

6.5.2. Set RBW of spectrum analyzer to 1MHz and VBW to 3MHz.

6.5.3. Measurement the maximum peak output power.

6.6. Test Result

PASS.

Date of Test:	<u>July 13, 2011</u>	Temperature:	<u>25°C</u>
EUT:	<u>150M wireless usb adapter</u>	Humidity:	<u>50%</u>
Model No.:	<u>WU106A</u>	Power Supply:	<u>DC 5V</u>
Test Mode:	<u>TX</u>	Test Engineer:	<u>Pei</u>

The test was performed with 802.11b				
Channel	Frequency (MHz)	Peak Output Power (dBm)	Peak Output Power (mW)	Limits dBm / W
Low	2412	10.95	12.45	30 dBm / 1 W
Middle	2437	9.68	9.29	30 dBm / 1 W
High	2462	10.58	11.43	30 dBm / 1 W

The test was performed with 802.11g				
Channel	Frequency (MHz)	Peak Output Power (dBm)	Peak Output Power (mW)	Limits dBm / W
Low	2412	10.10	10.23	30 dBm / 1 W
Middle	2437	9.00	7.94	30 dBm / 1 W
High	2462	10.01	10.02	30 dBm / 1 W

The test was performed with 802.11n

Channel	Frequency (MHz)	Peak Output Power (dBm)	Peak Output Power (mW)	Limits dBm / W
Low	2412	9.67	9.27	30 dBm / 1 W
Middle	2437	8.65	7.33	30 dBm / 1 W
High	2462	9.63	9.18	30 dBm / 1 W

The spectrum analyzer plots are attached as below.

802.11b Channel Low 2412MHz

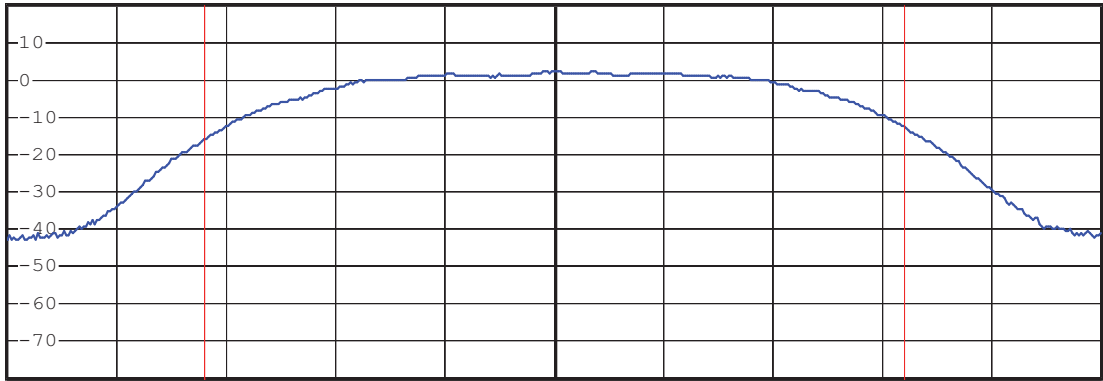


* RBW 1 MHz
VBW 3 MHz
SWT 2.5 ms

Ref 20 dBm

Att 40 dB

1 PK
MAXH



Center 2.412 GHz

2.5 MHz/

Span 25 MHz

Tx Channel

Bandwidth

16 MHz

Power

10.95 dBm

802.11b Channel Middle 2437MHz

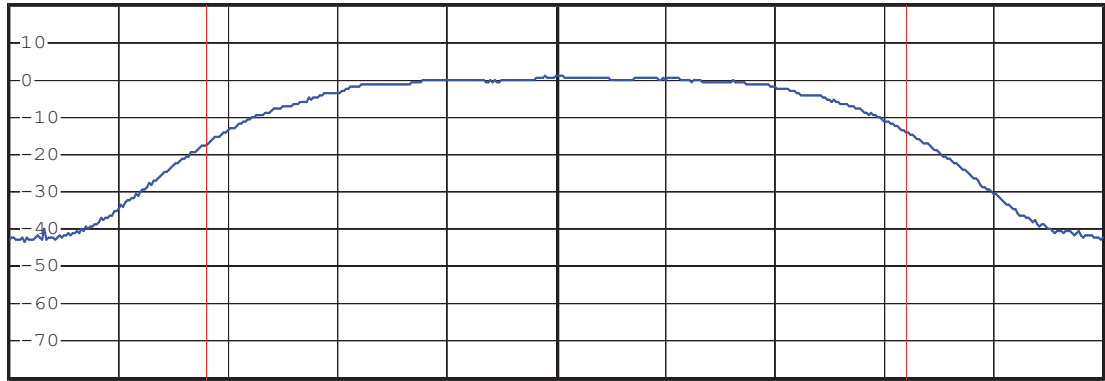


* RBW 1 MHz
VBW 3 MHz
SWT 2.5 ms

Ref 20 dBm

Att 40 dB

1 PK
MAXH



A

3DB

Tx Channel

Bandwidth

16 MHz

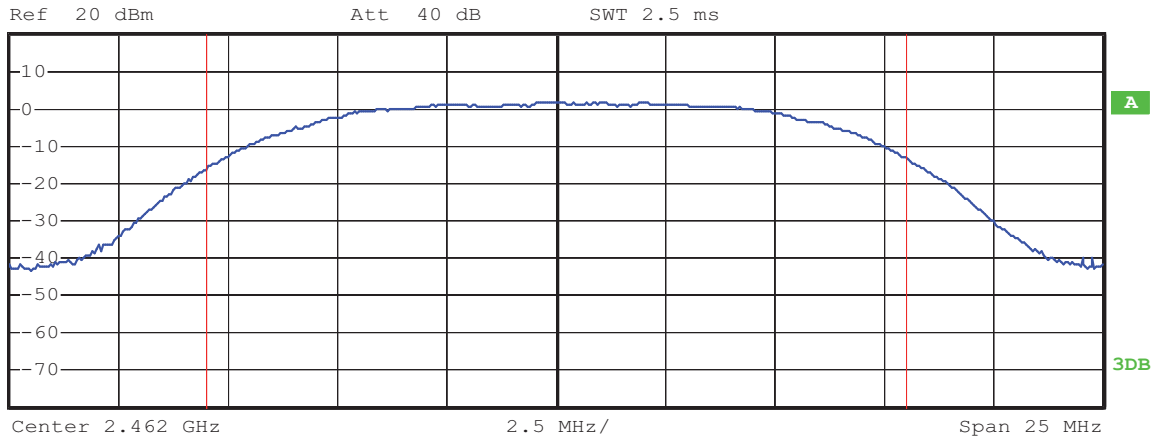
Power

9.68 dBm

802.11b Channel High 2462MHz



* RBW 1 MHz
VBW 3 MHz
SWT 2.5 ms



Tx Channel

Bandwidth

16 MHz

Power

10.58 dBm

802.11g Channel Low 2412MHz

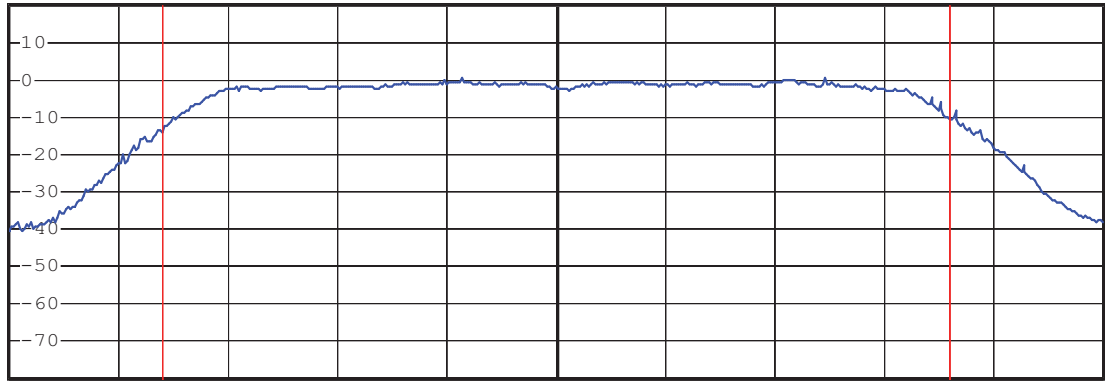


* RBW 1 MHz
VBW 3 MHz
SWT 2.5 ms

Ref 20 dBm

Att 40 dB

1 PK
MAXH



Center 2.412 GHz

2.5 MHz/

Span 25 MHz

Tx Channel

Bandwidth

18 MHz

Power

10.10 dBm

802.11g Channel Middle 2437MHz

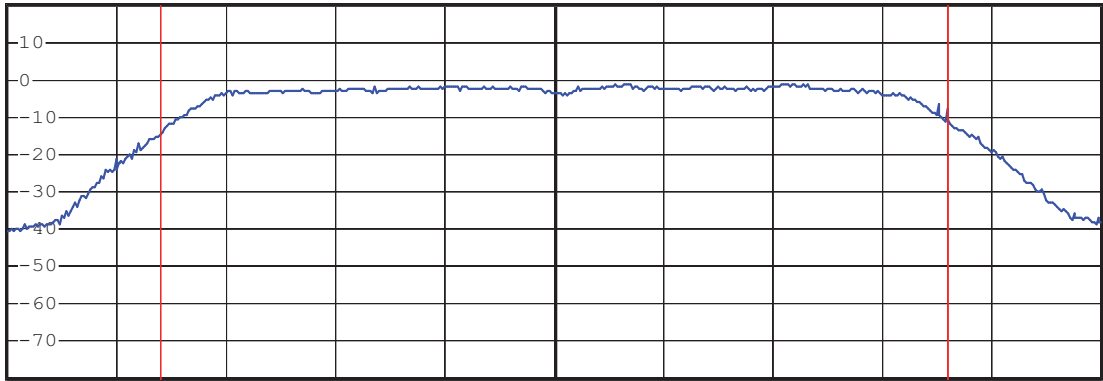


* RBW 1 MHz
VBW 3 MHz
SWT 2.5 ms

Ref 20 dBm

Att 40 dB

1 PK
MAXH



Center 2.437 GHz

2.5 MHz/

Span 25 MHz

Tx Channel

Bandwidth

18 MHz

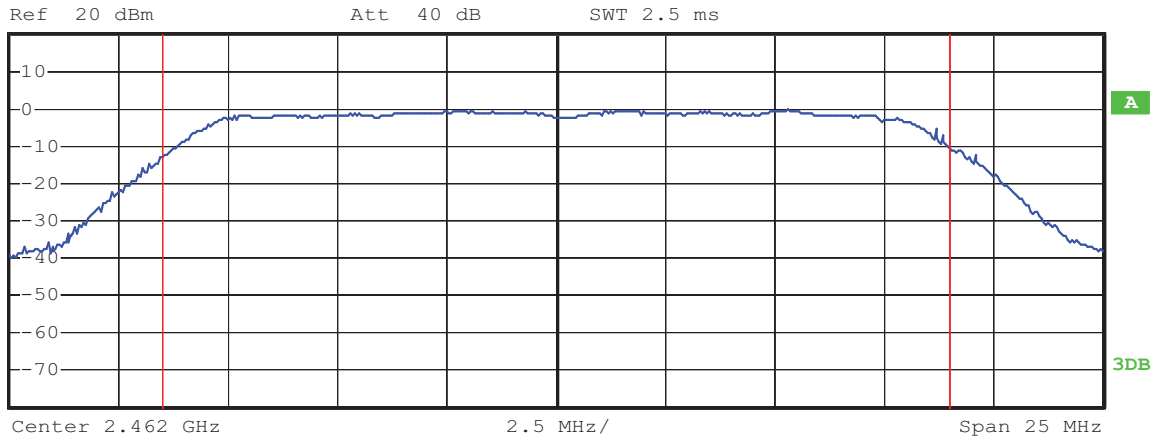
Power

9.00 dBm

802.11g Channel High 2462MHz



* RBW 1 MHz
VBW 3 MHz
SWT 2.5 ms



Tx Channel
Bandwidth 18 MHz Power 10.01 dBm

802.11n Channel High 2412MHz

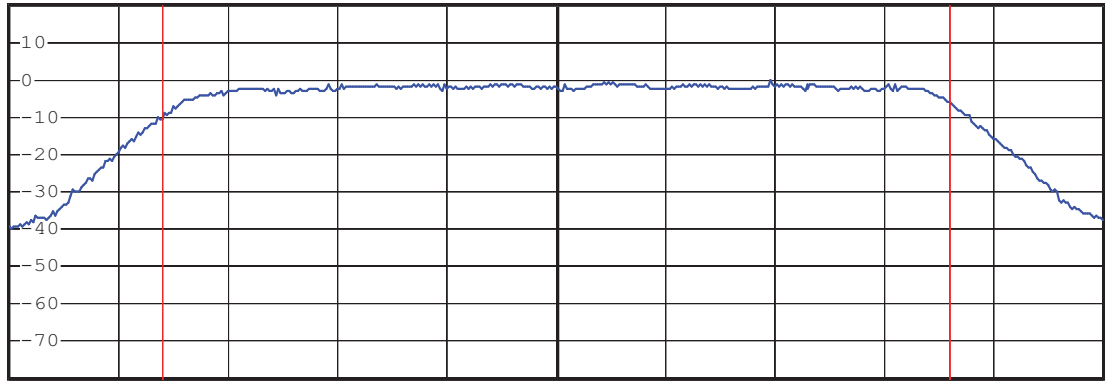


* RBW 1 MHz
VBW 3 MHz
SWT 2.5 ms

Ref 20 dBm

Att 40 dB

1 PK
MAXH



Center 2.412 GHz

2.5 MHz/

Span 25 MHz

Tx Channel

Bandwidth

18 MHz

Power

9.67 dBm

802.11n Channel High 2437MHz

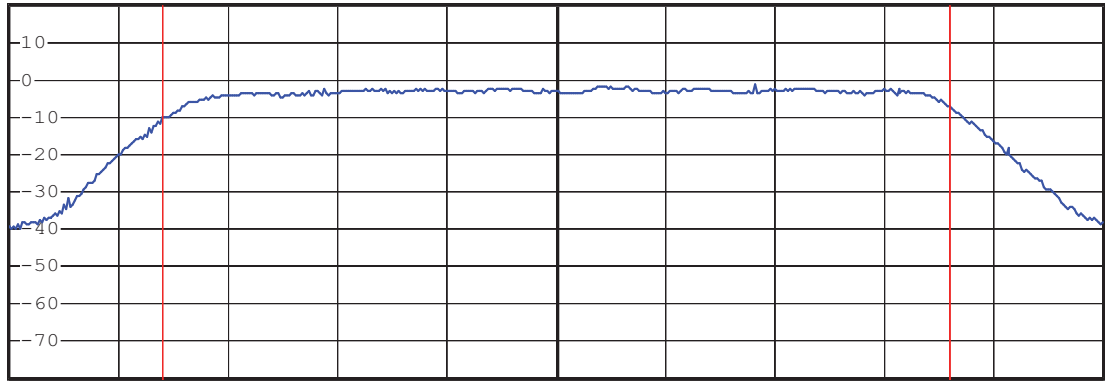


* RBW 1 MHz
VBW 3 MHz
SWT 2.5 ms

Ref 20 dBm

Att 40 dB

1 PK
MAXH



Center 2.437 GHz

2.5 MHz/

Span 25 MHz

Tx Channel

Bandwidth

18 MHz

Power

8.65 dBm

802.11n Channel High 2462MHz

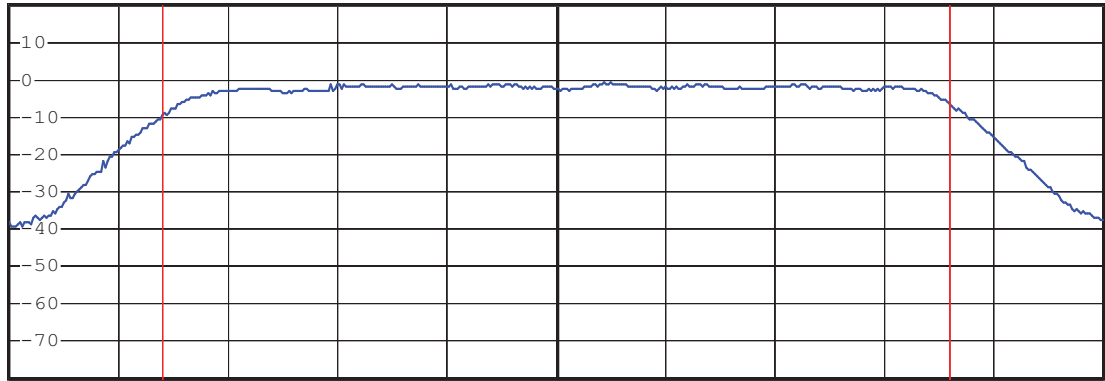


* RBW 1 MHz
VBW 3 MHz
SWT 2.5 ms

Ref 20 dBm

Att 40 dB

1 PK
MAXH



Center 2.462 GHz

2.5 MHz/

Span 25 MHz

Tx Channel

Bandwidth

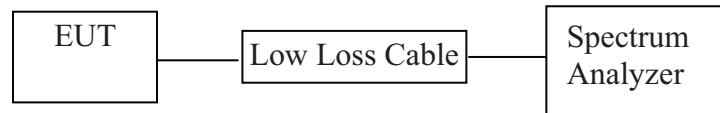
18 MHz

Power

9.63 dBm

7. POWER SPECTRAL DENSITY MEASUREMENT

7.1. Block Diagram of Test Setup



(EUT: 150M wireless usb adapter)

7.2. The Requirement For Section 15.247(e)

Section 15.247(e): For digitally modulated systems, the power spectral density conducted from the intentional radiator to the antenna shall not be greater than 8 dBm in any 3 kHz band during any time interval of continuous transmission.

7.3. EUT Configuration on Measurement

The following equipment are installed on the emission Measurement to meet the commission requirements and operating regulations in a manner which tends to maximize its emission characteristics in normal application.

7.3.1. 150M wireless usb adapter (EUT)

Model Number	:	WU106A
Serial Number	:	N/A
Manufacturer	:	HAOLIYUAN (SHENZHEN) ELECTRONIC CO., LTD

7.4. Operating Condition of EUT

7.4.1. Setup the EUT and simulator as shown as Section 7.1.

7.4.2. Turn on the power of all equipment.

7.4.3. Let the EUT work in TX modes measure it. The transmit frequency are 2412-2462MHz. We select 2412MHz, 2437MHz, 2462MHz TX frequency to transmit.

7.5. Test Procedure

7.5.1. The transmitter output was connected to the spectrum analyzer through a low loss cable.

7.5.2. Set RBW of spectrum analyzer to 3kHz and VBW to 10kHz, sweep time = Span/3kHz.

7.5.3. Measurement the maximum power spectral density.

7.6. Test Result

PASS.

Date of Test:	<u>July 13, 2011</u>	Temperature:	<u>25°C</u>
EUT:	<u>150M wireless usb adapter</u>	Humidity:	<u>50%</u>
Model No.:	<u>WU106A</u>	Power Supply:	<u>DC 5V</u>
Test Mode:	<u>TX</u>	Test Engineer:	<u>Pei</u>

The test was performed with 802.11b			
Channel	Frequency (MHz)	Power Spectral Density (dBm)	Limits (dBm)
Low	2412	-5.37	8 dBm
Middle	2437	-6.61	8 dBm
High	2462	-5.08	8 dBm

The test was performed with 802.11g			
Channel	Frequency (MHz)	Power Spectral Density (dBm)	Limits (dBm)
Low	2412	-24.95	8 dBm
Middle	2437	-26.77	8 dBm
High	2462	-24.99	8 dBm

The test was performed with 802.11n			
Channel	Frequency (MHz)	Power Spectral Density (dBm)	Limits (dBm)
Low	2412	-24.06	8 dBm
Middle	2437	-26.16	8 dBm
High	2462	-25.30	8 dBm

The spectrum analyzer plots are attached as below.

802.11b Channel Low 2412MHz

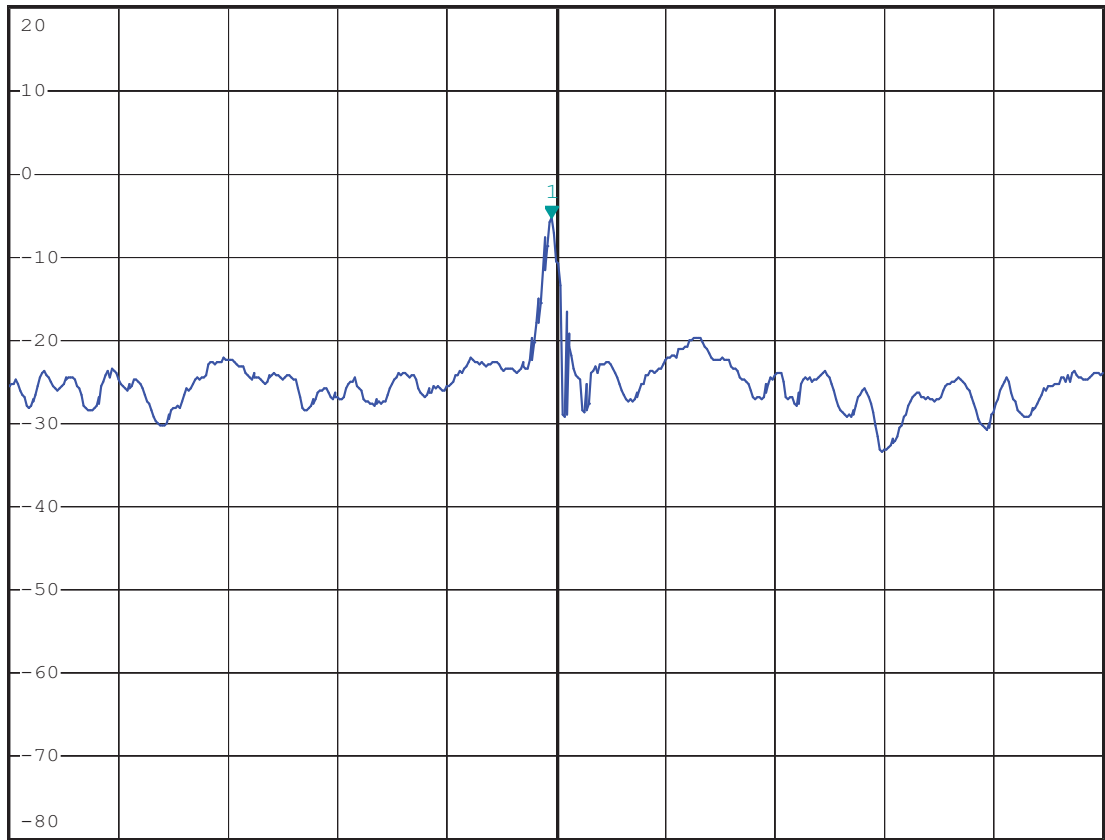


*RBW 3 kHz Marker 1 [T1]
VEW 10 kHz -5.37 dBm
*SWT 100 s 2.410068800 GHz

Ref 20 dBm

Att 50 dB

1 PK
MAXH



Center 2.41007 GHz

30 kHz/

Span 300 kHz



A

3DB

802.11b Channel Middle 2437MHz

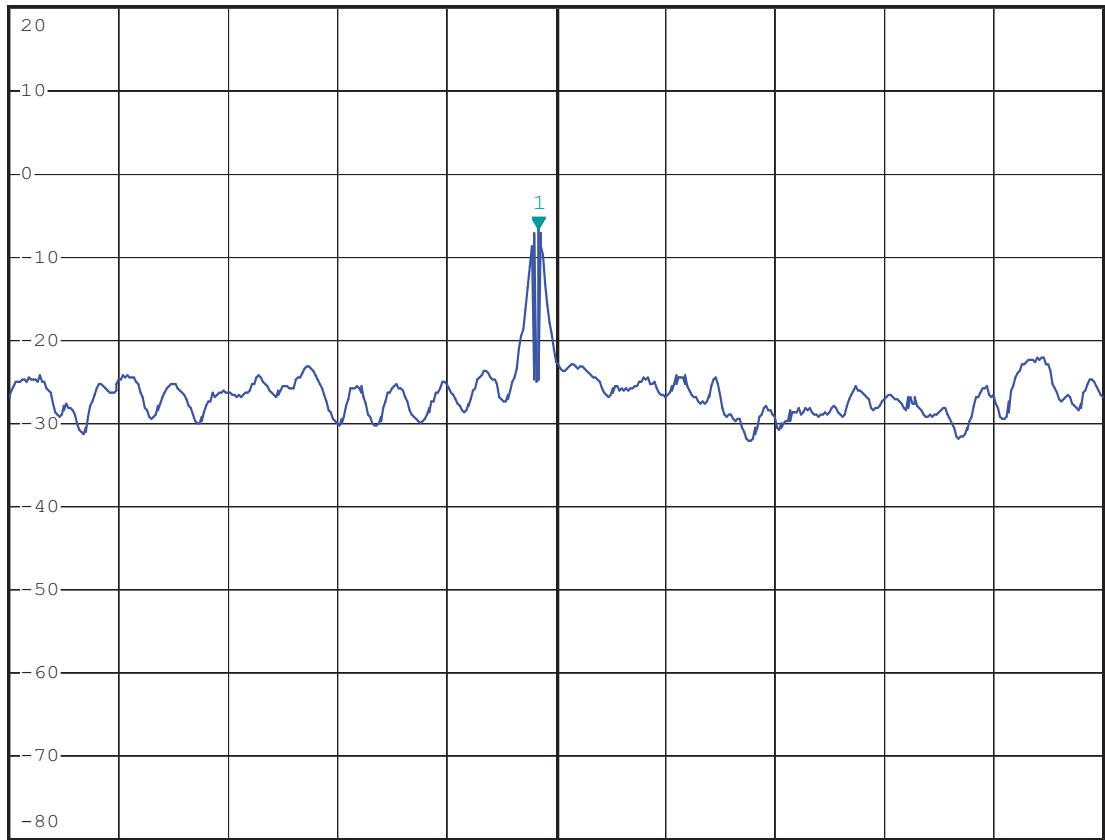


*RBW 3 kHz Marker 1 [T1]
VEW 10 kHz -6.61 dBm
*SWT 100 s 2.439195200 GHz

Ref 20 dBm

Att 50 dB

1 PK
MAXH



Center 2.4392 GHz

30 kHz/

Span 300 kHz

802.11b Channel High 2462MHz

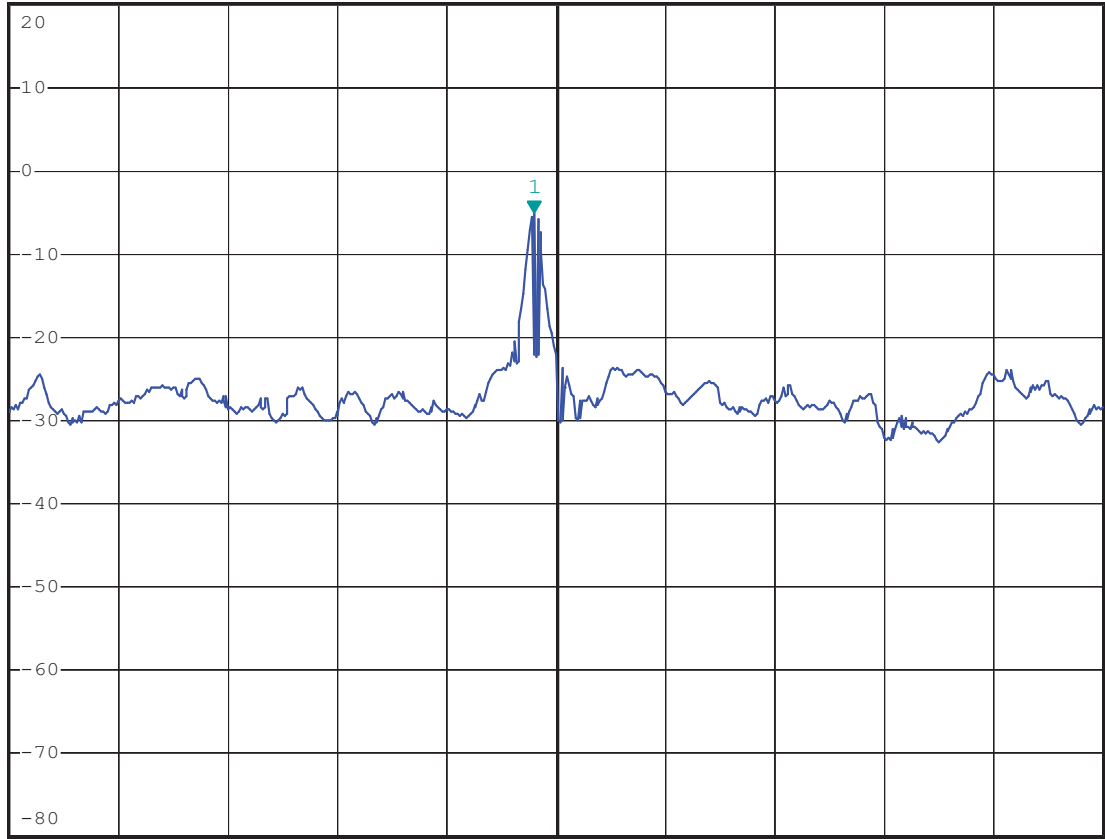


*RBW 3 kHz Marker 1 [T1]
VBW 10 kHz -5.08 dBm
*SWT 100 s 2.462134000 GHz

Ref 20 dBm

Att 50 dB

1 PK
MAXH



Center 2.46214 GHz

30 kHz/

Span 300 kHz

802.11g Channel Low 2412MHz

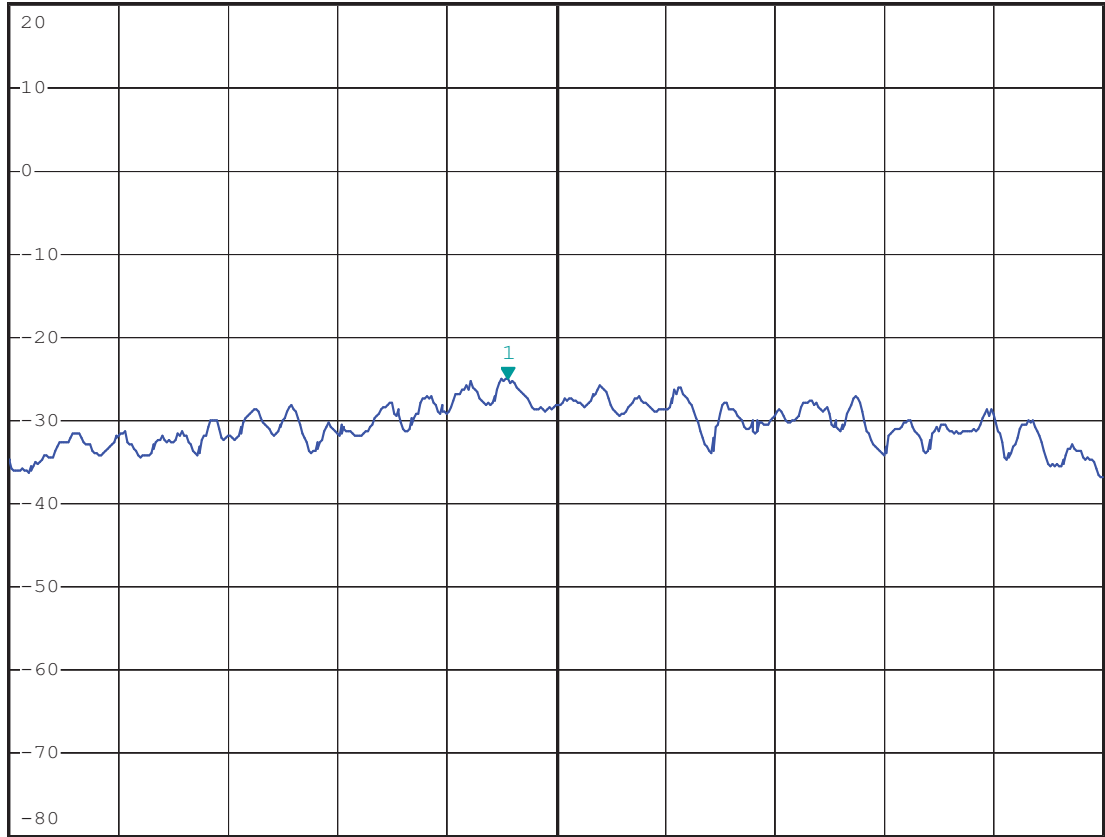


*RBW 3 kHz Marker 1 [T1]
VBW 10 kHz -24.95 dBm
*SWT 100 s 2.414606800 GHz

Ref 20 dBm

Att 50 dB

1 PK
MAXH



Center 2.41462 GHz

30 kHz/

Span 300 kHz

802.11g Channel Middle 2437MHz

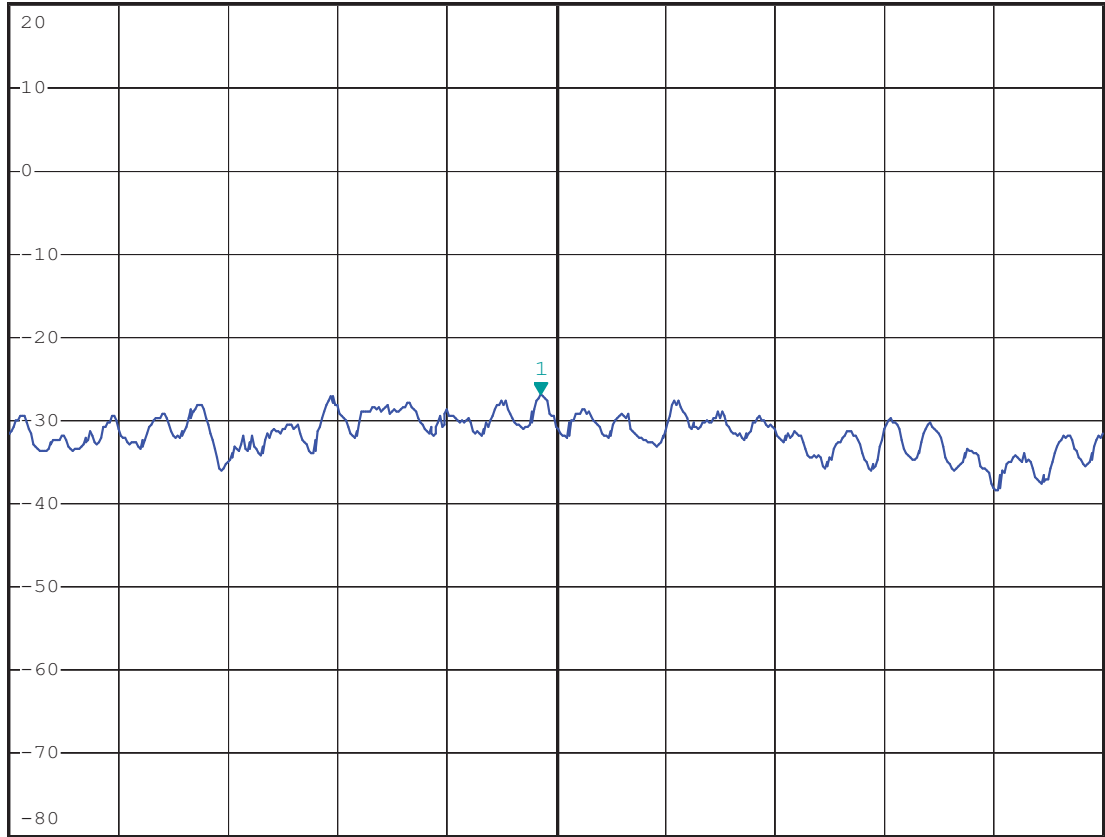


*RBW 3 kHz Marker 1 [T1]
VBW 10 kHz -26.77 dBm
*SWT 100 s 2.438715800 GHz

Ref 20 dBm

Att 50 dB

1 PK
MAXH



Center 2.43872 GHz

30 kHz/

Span 300 kHz



A

3DB

802.11g Channel High 2462MHz

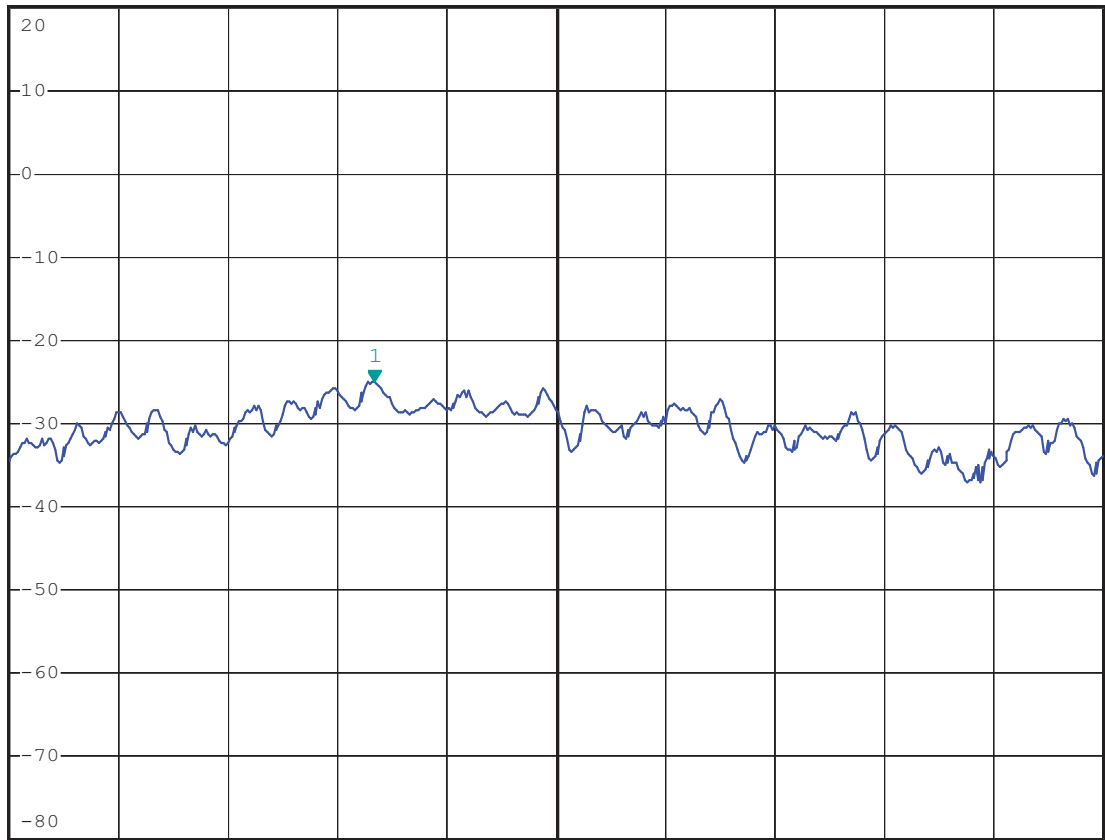


*RBW 3 kHz Marker 1 [T1]
VBW 10 kHz -24.99 dBm
*SWT 100 s 2.464610200 GHz

Ref 20 dBm

Att 50 dB

1 PK
MAXH



Center 2.46466 GHz

30 kHz/

Span 300 kHz

802.11n Channel High 2412MHz

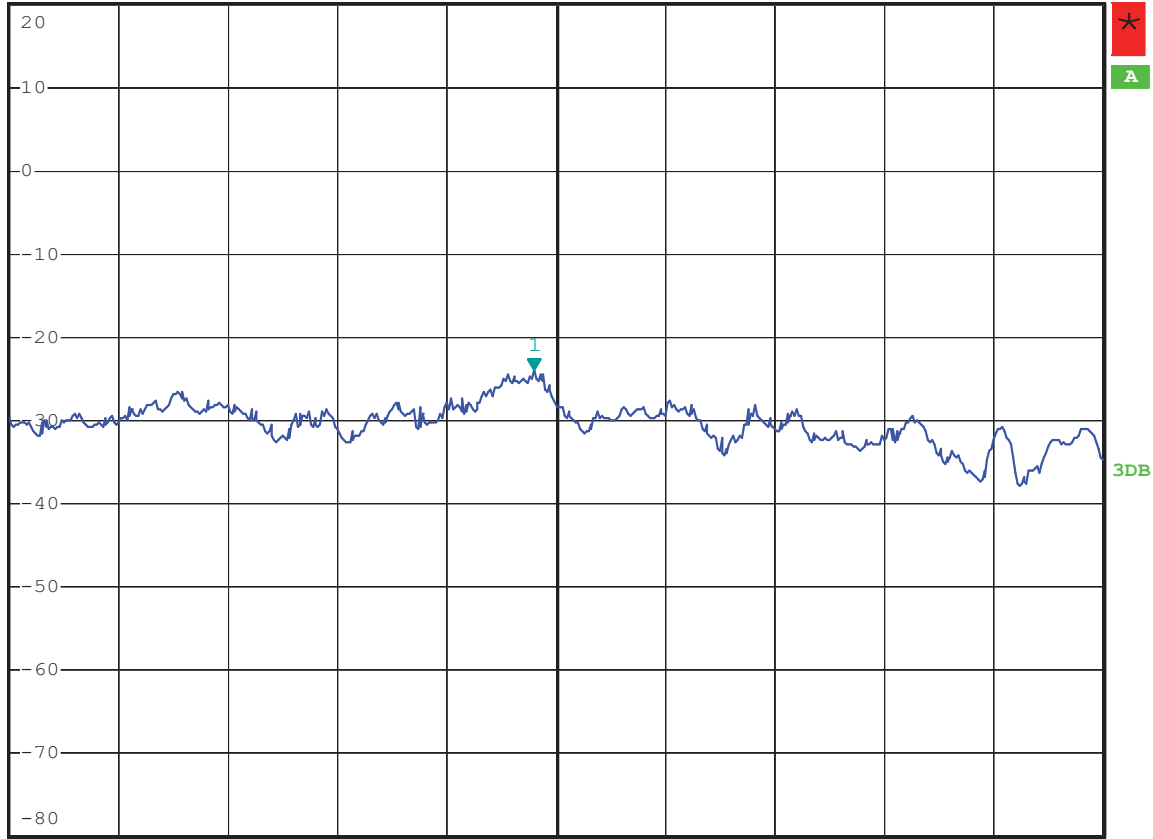


*RBW 3 kHz Marker 1 [T1]
VBW 10 kHz -24.06 dBm
*SWT 100 s 2.409674000 GHz

Ref 20 dBm

Att 50 dB

1 PK
MAXH



Center 2.40968 GHz

30 kHz/

Span 300 kHz

802.11n Channel High 2437MHz

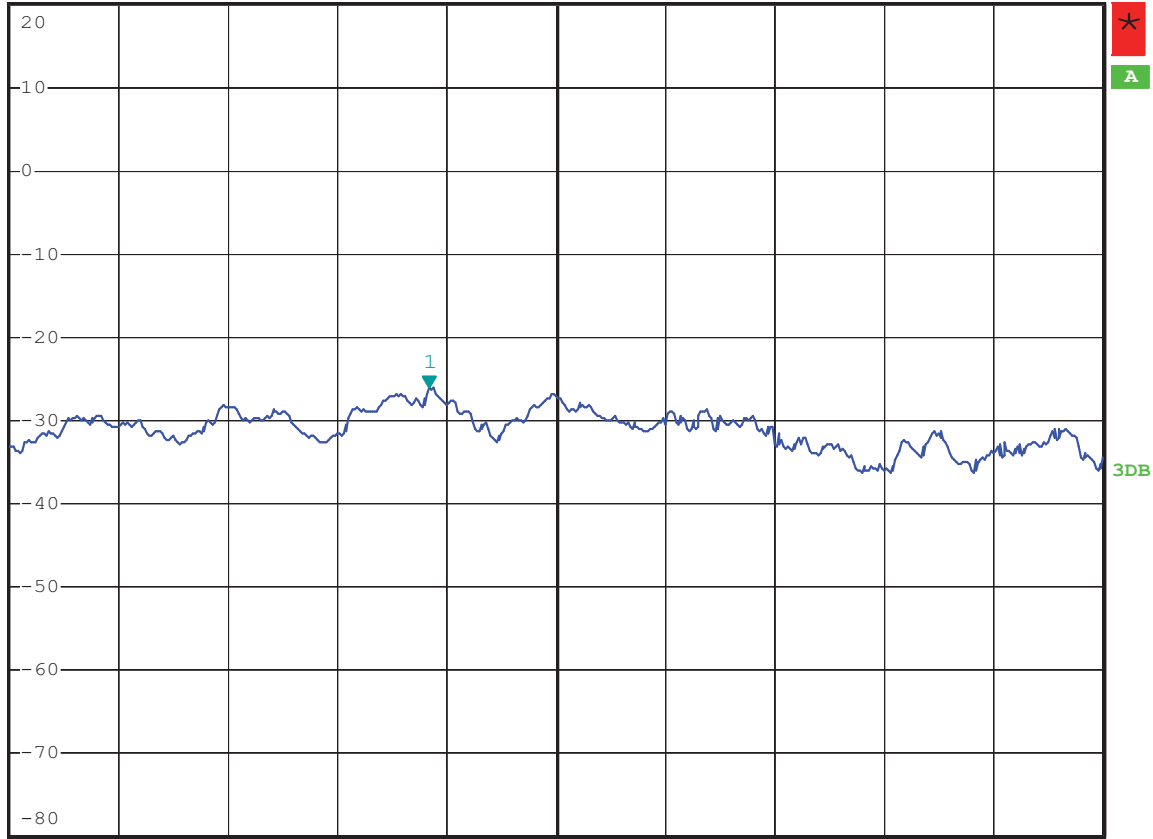


*RBW 3 kHz Marker 1 [T1]
VBW 10 kHz -26.16 dBm
*SWT 100 s 2.438385200 GHz

Ref 20 dBm

Att 50 dB

1 PK
MAXH



Center 2.43842 GHz

30 kHz/

Span 300 kHz

802.11n Channel High 2462MHz

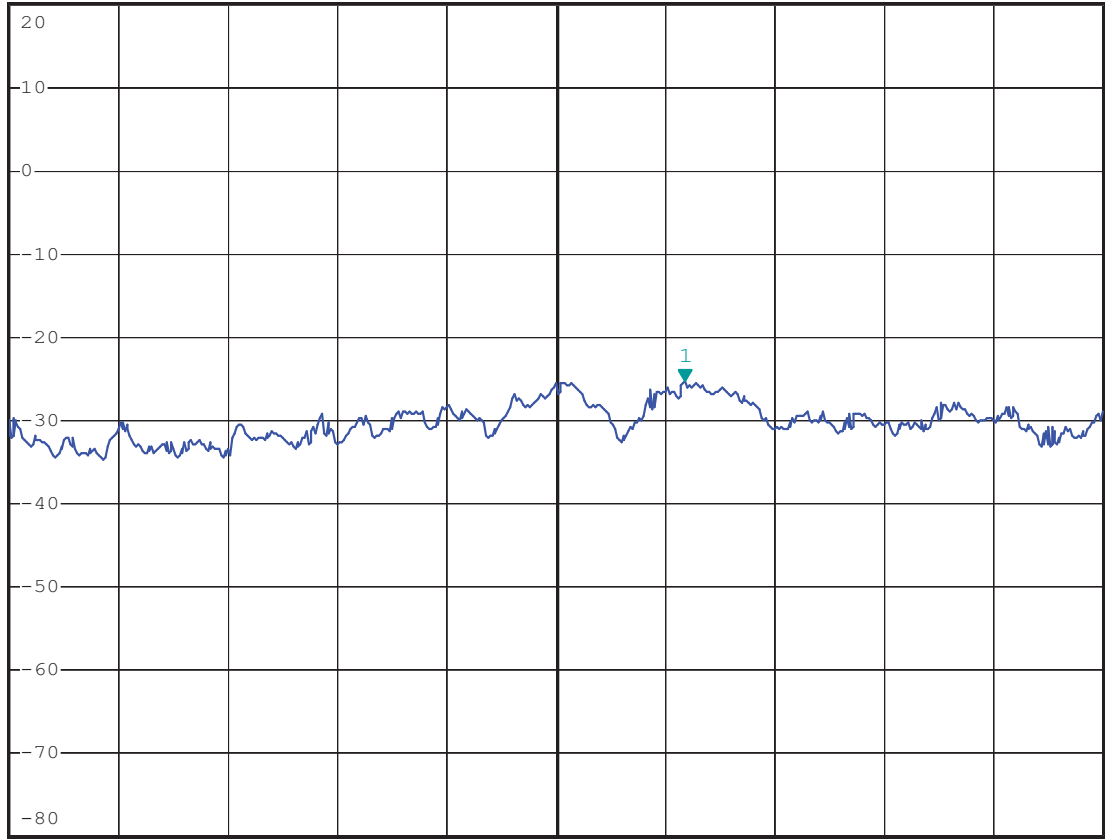


*RBW 3 kHz Marker 1 [T1]
VBW 10 kHz -25.30 dBm
*SWT 100 s 2.460875400 GHz

Ref 20 dBm

Att 50 dB

1 PK
MAXH



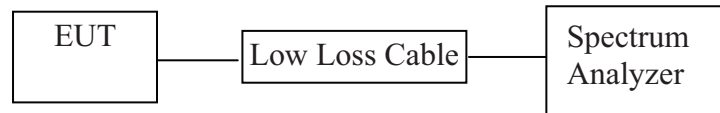
Center 2.46084 GHz

30 kHz/

Span 300 kHz

8. BAND EDGE COMPLIANCE TEST

8.1. Block Diagram of Test Setup



(EUT: 150M wireless usb adapter)

8.2. The Requirement For Section 15.247(d)

Section 15.247(d): In any 100 kHz bandwidth outside the frequency band in which the spread spectrum or digitally modulated intentional radiator is operating, the radio frequency power that is produced by the intentional radiator shall be at least 20 dB below that in the 100 kHz bandwidth within the band that contains the highest level of the desired power, based on either an RF conducted or a radiated measurement, provided the transmitter demonstrates compliance with the peak conducted power limits. If the transmitter complies with the conducted power limits based on the use of RMS averaging over a time interval, as permitted under paragraph (b)(3) of this section, the attenuation required under this paragraph shall be 30 dB instead of 20 dB. Attenuation below the general limits specified in Section 15.209(a) is not required. In addition, radiated emissions which fall in the restricted bands, as defined in Section 15.205(a), must also comply with the radiated emission limits specified in Section 15.209(a).

8.3. EUT Configuration on Measurement

The following equipment are installed on the emission Measurement to meet the commission requirements and operating regulations in a manner which tends to maximize its emission characteristics in normal application.

8.3.1. 150M wireless usb adapter (EUT)

Model Number	:	WU106A
Serial Number	:	N/A
Manufacturer	:	HAOLIYUAN (SHENZHEN) ELECTRONIC CO., LTD

8.4. Operating Condition of EUT

8.4.1. Setup the EUT and simulator as shown as Section 8.1.

8.4.2. Turn on the power of all equipment.

8.4.3. Let the EUT work in TX modes measure it. The transmit frequency are 2412-2462MHz. We select 2412MHz, 2462MHz TX frequency to transmit.

8.5. Test Procedure

8.5.1. The transmitter output was connected to the spectrum analyzer via a low loss cable.

8.5.2. Set RBW of spectrum analyzer to 100kHz and VBW to 300kHz with convenient frequency span.

8.5.3. The band edges was measured and recorded.

8.6. Test Result

Pass**Conducted test**

Date of Test:	July 13, 2011	Temperature:	25°C
EUT:	150M wireless usb adapter	Humidity:	50%
Model No.:	WU106A	Power Supply:	DC 5V
Test Mode:	TX	Test Engineer:	Pei

The test was performed with 802.11b		
Frequency (MHz)	Result of Band Edge (dBc)	Limit of Band Edge (dBc)
2412	37.09	> 20dBc
2462	36.84	> 20dBc

The test was performed with 802.11g		
Frequency (MHz)	Result of Band Edge (dBc)	Limit of Band Edge (dBc)
2412	33.04	> 20dBc
2462	32.23	> 20dBc

The test was performed with 802.11n		
Frequency (MHz)	Result of Band Edge (dBc)	Limit of Band Edge (dBc)
2412	32.45	> 20dBc
2462	32.76	> 20dBc

802.11b Channel Low 2412MHz

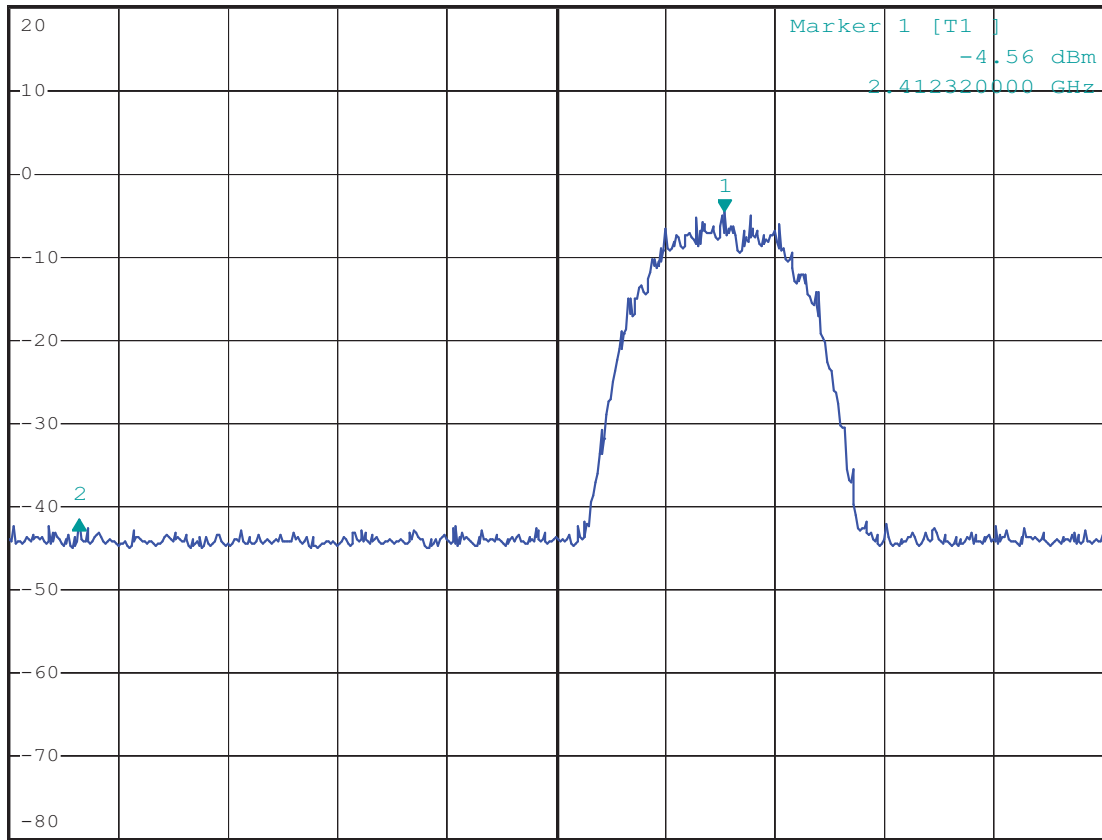


*RBW 100 kHz Delta 2 [T1]
VBW 300 kHz -37.09 dB
SWT 10 ms -47.200000000 MHz

Ref 20 dBm

Att 50 dB

1 PK
MAXH



Center 2.4 GHz

8 MHz/

Span 80 MHz

802.11b Channel High 2462MHz



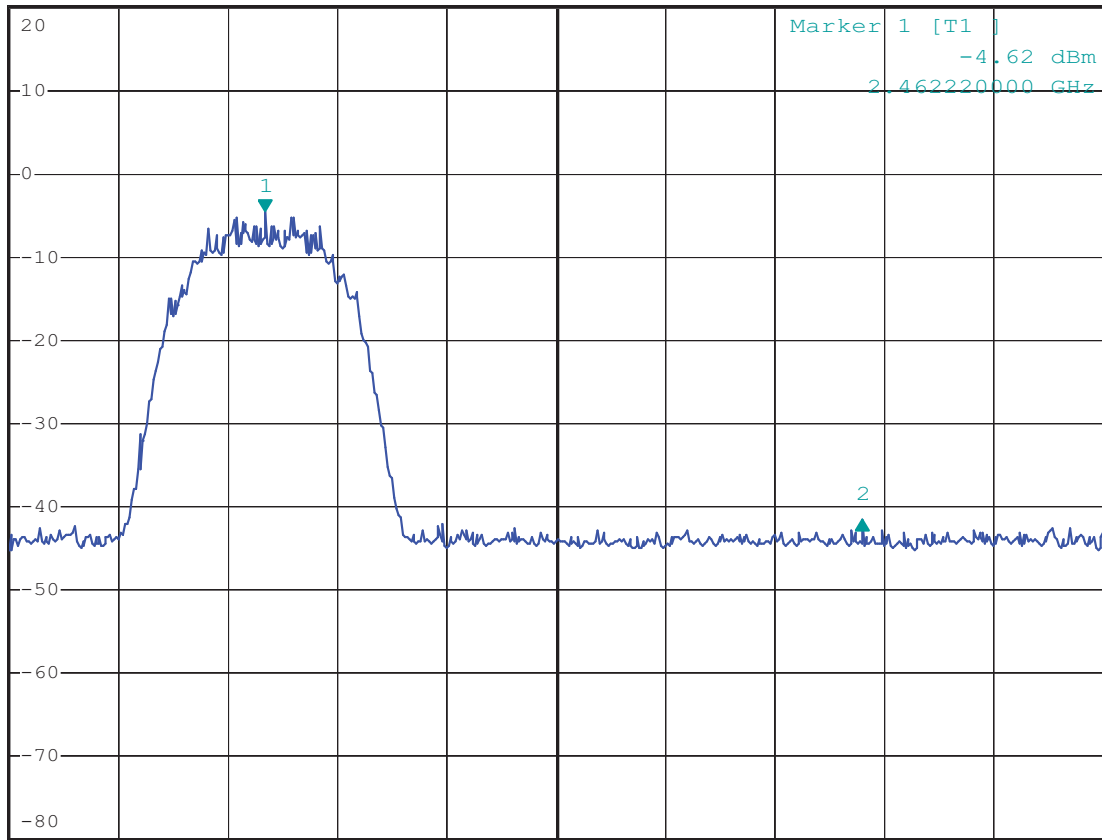
*RBW 100 kHz Delta 2 [T1]
VEW 300 kHz -36.84 dB
SWT 10 ms 43.680000000 MHz

Ref 20 dBm

Att 50 dB

43.680000000 MHz

1 PK
MAXH



Center 2.4835 GHz

8 MHz/

Span 80 MHz

802.11g Channel Low 2412MHz

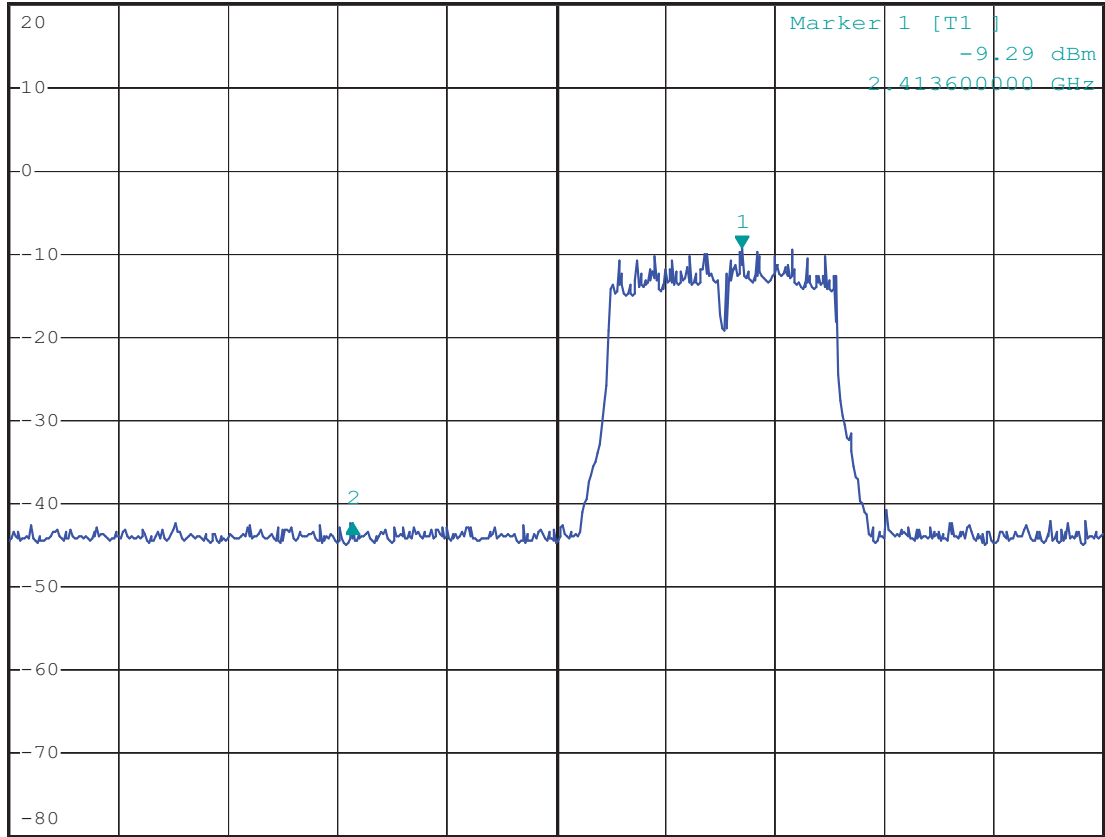


*RBW 100 kHz Delta 2 [T1]
VBW 300 kHz -33.04 dB
SWT 10 ms -28.480000000 MHz

Ref 20 dBm

Att 50 dB

1 PK
MAXH



Center 2.4 GHz

8 MHz/

Span 80 MHz

802.11g Channel High 2462MHz



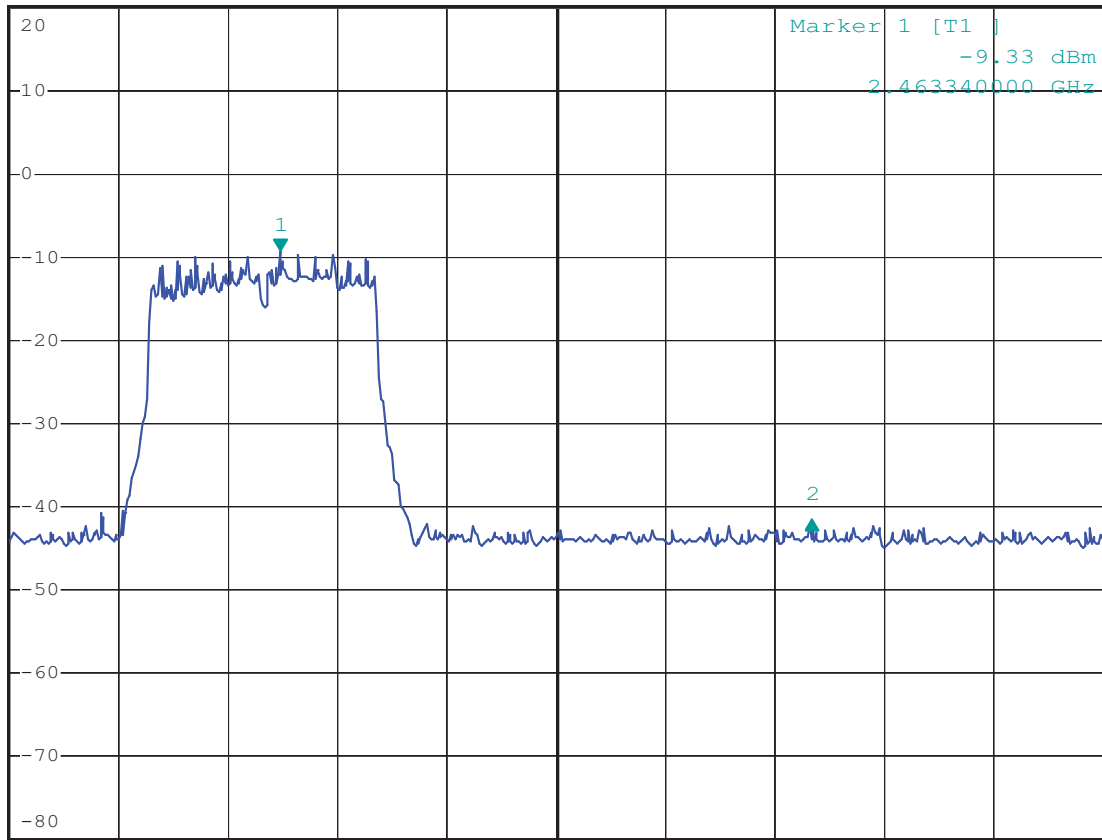
*RBW 100 kHz Delta 2 [T1]
VEW 300 kHz -32.23 dB
SWT 10 ms 38.880000000 MHz

Ref 20 dBm

Att 50 dB

38.880000000 MHz

1 PK
MAXH



Center 2.4835 GHz

8 MHz/

Span 80 MHz

802.11n Channel High 2412MHz

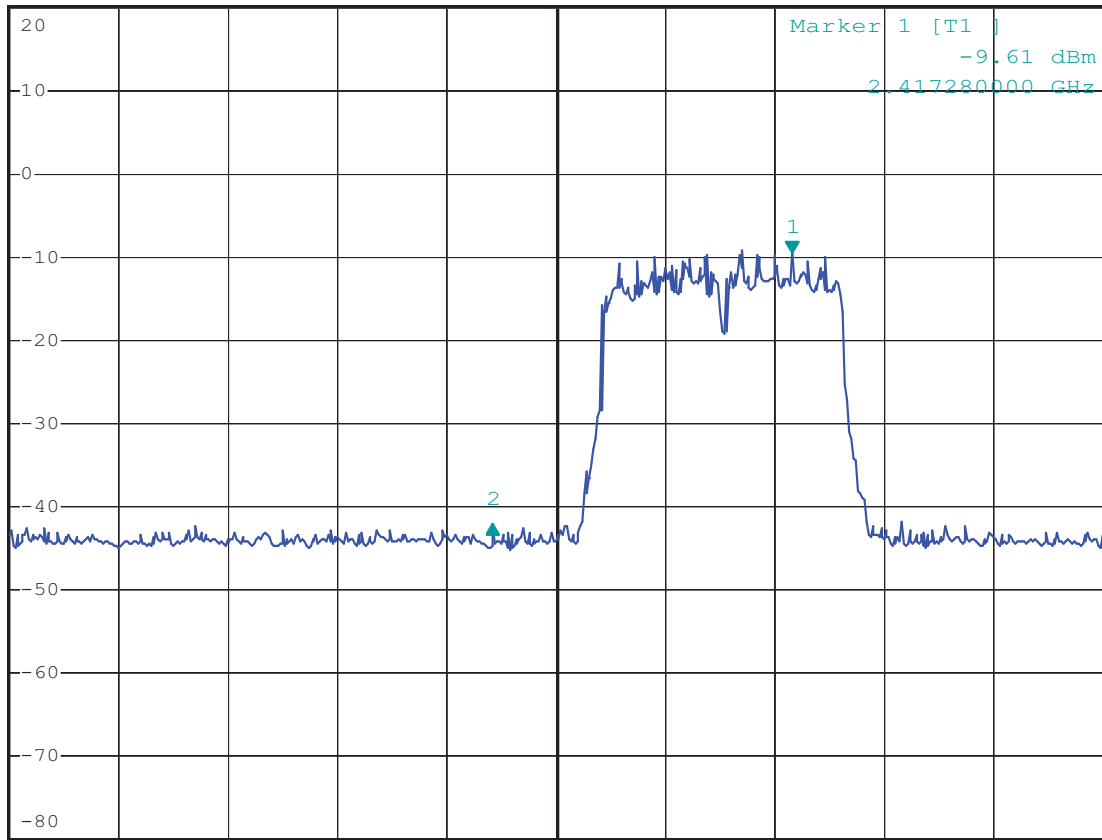


*RBW 100 kHz Delta 2 [T1]
VBW 300 kHz -32.45 dB
SWT 10 ms -21.920000000 MHz

Ref 20 dBm

Att 50 dB

1 PK
MAXH



Center 2.4 GHz

8 MHz/

Span 80 MHz

802.11n Channel High 2462MHz



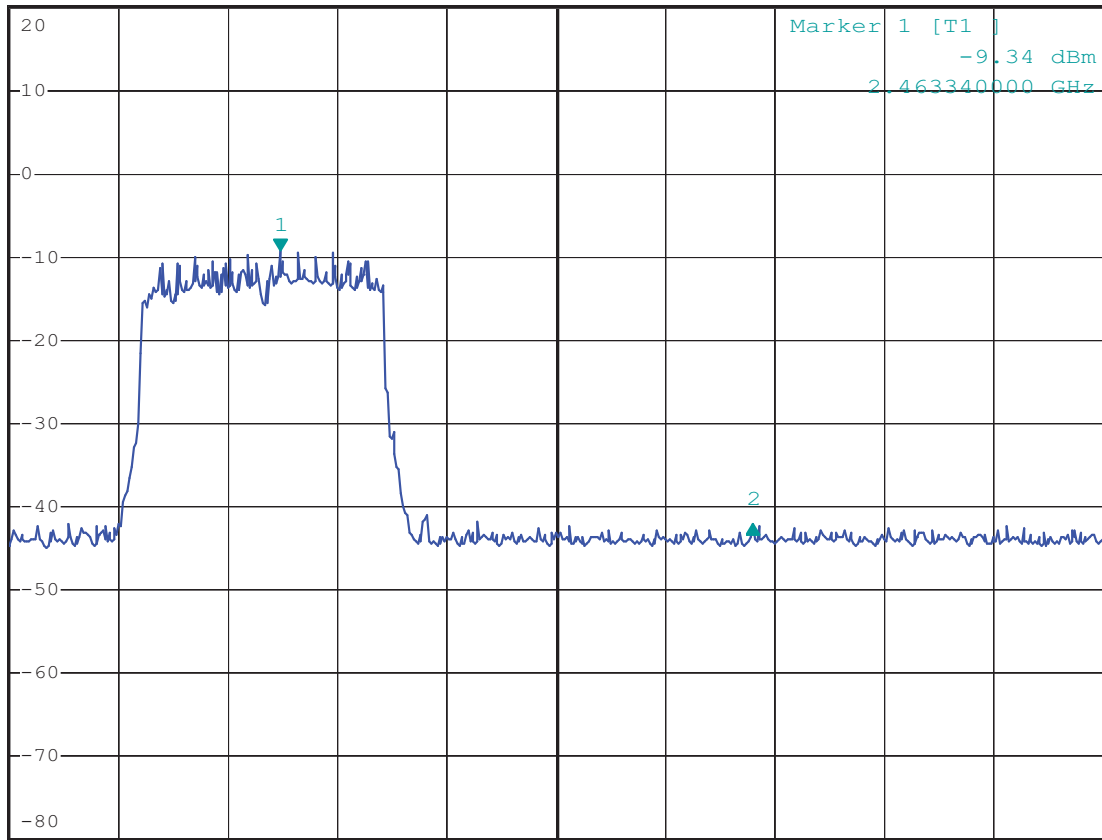
*RBW 100 kHz Delta 2 [T1]
VEW 300 kHz -32.76 dB
SWT 10 ms 34.560000000 MHz

Ref 20 dBm

Att 50 dB

34.560000000 MHz

1 PK
MAXH



Center 2.4835 GHz

8 MHz/

Span 80 MHz

Radiated Band Edge Result

Date of Test:	<u>July 14, 2011</u>	Temperature:	<u>25°C</u>
EUT:	<u>150M wireless usb adapter</u>	Humidity:	<u>50%</u>
Model No.:	<u>WU106A</u>	Power Supply:	<u>DC 5V</u>
Test Mode:	<u>802.11b Channel Low 2412MHz</u>	Test Engineer:	<u>Pei</u>

Frequency (MHz)	Reading(dBμV/m)		Factor(dB) Corr.	Result(dBμV/m)		Limit(dBμV/m)		Margin(dB)		Polarization
	AV	PEAK		AV	PEAK	AV	PEAK	AV	PEAK	
-	-	-	-	-	-	-	-	-	-	Vertical
-	-	-	-	-	-	-	-	-	-	Horizontal

Note:

1. Emissions attenuated more than 20 dB below the permissible value are not reported.
2. The field strength is calculated by adding the antenna factor, high pass filter loss(if used) and cable loss, and subtracting the amplifier gain(if any)from the measured reading. The basic equation calculation is as follows:

$$\text{Result} = \text{Reading} + \text{Corrected Factor}$$
3. Display the measurement of peak values.

Date of Test:	<u>July 14, 2011</u>	Temperature:	<u>25°C</u>
EUT:	<u>150M wireless usb adapter</u>	Humidity:	<u>50%</u>
Model No.:	<u>WU106A</u>	Power Supply:	<u>DC 5V</u>
Test Mode:	<u>802.11b Channel High 2462MHz</u>	Test Engineer:	<u>Pei</u>

Frequency (MHz)	Reading(dBμV/m)		Factor(dB) Corr.	Result(dBμV/m)		Limit(dBμV/m)		Margin(dB)		Polarization
	AV	PEAK		AV	PEAK	AV	PEAK	AV	PEAK	
-	-	-	-	-	-	-	-	-	-	Vertical
-	-	-	-	-	-	-	-	-	-	Horizontal

Note:

1. Emissions attenuated more than 20 dB below the permissible value are not reported.
2. The field strength is calculated by adding the antenna factor, high pass filter loss(if used) and cable loss, and subtracting the amplifier gain(if any)from the measured reading. The basic equation calculation is as follows:
Result = Reading + Corrected Factor
3. Display the measurement of peak values.

Date of Test:	<u>July 14, 2011</u>	Temperature:	<u>25°C</u>
EUT:	<u>150M wireless usb adapter</u>	Humidity:	<u>50%</u>
Model No.:	<u>WU106A</u>	Power Supply:	<u>DC 5V</u>
Test Mode:	<u>802.11g Channel Low 2412MHz</u>	Test Engineer:	<u>Pei</u>

Frequency (MHz)	Reading(dBμV/m)		Factor(dB) Corr.	Result(dBμV/m)		Limit(dBμV/m)		Margin(dB)		Polarization
	AV	PEAK		AV	PEAK	AV	PEAK	AV	PEAK	
-	-	-	-	-	-	-	-	-	-	Vertical
-	-	-	-	-	-	-	-	-	-	Horizontal

Note:

1. Emissions attenuated more than 20 dB below the permissible value are not reported.
2. The field strength is calculated by adding the antenna factor, high pass filter loss(if used) and cable loss, and subtracting the amplifier gain(if any)from the measured reading. The basic equation calculation is as follows:

$$\text{Result} = \text{Reading} + \text{Corrected Factor}$$
3. Display the measurement of peak values.

Date of Test:	<u>July 14, 2011</u>	Temperature:	<u>25°C</u>
EUT:	<u>150M wireless usb adapter</u>	Humidity:	<u>50%</u>
Model No.:	<u>WU106A</u>	Power Supply:	<u>DC 5V</u>
Test Mode:	<u>802.11g Channel High 2462MHz</u>	Test Engineer:	<u>Pei</u>

Frequency (MHz)	Reading(dBμV/m)		Factor(dB) Corr.	Result(dBμV/m)		Limit(dBμV/m)		Margin(dB)		Polarization
	AV	PEAK		AV	PEAK	AV	PEAK	AV	PEAK	
-	-	-	-	-	-	-	-	-	-	Vertical
-	-	-	-	-	-	-	-	-	-	Horizontal

Note:

1. Emissions attenuated more than 20 dB below the permissible value are not reported.
2. The field strength is calculated by adding the antenna factor, high pass filter loss(if used) and cable loss, and subtracting the amplifier gain(if any)from the measured reading. The basic equation calculation is as follows:
Result = Reading + Corrected Factor
3. Display the measurement of peak values.

Date of Test:	<u>July 14, 2011</u>	Temperature:	<u>25°C</u>
EUT:	<u>150M wireless usb adapter</u>	Humidity:	<u>50%</u>
Model No.:	<u>WU106A</u>	Power Supply:	<u>DC 5V</u>
Test Mode:	<u>802.11n Channel Low 2412MHz</u>	Test Engineer:	<u>Pei</u>

Frequency (MHz)	Reading(dBμV/m)		Factor(dB) Corr.	Result(dBμV/m)		Limit(dBμV/m)		Margin(dB)		Polarization
	AV	PEAK		AV	PEAK	AV	PEAK	AV	PEAK	
-	-	-	-	-	-	-	-	-	-	Vertical
-	-	-	-	-	-	-	-	-	-	Horizontal

Note:

1. Emissions attenuated more than 20 dB below the permissible value are not reported.
2. The field strength is calculated by adding the antenna factor, high pass filter loss(if used) and cable loss, and subtracting the amplifier gain(if any)from the measured reading. The basic equation calculation is as follows:

$$\text{Result} = \text{Reading} + \text{Corrected Factor}$$
3. Display the measurement of peak values.

Date of Test:	<u>July 14, 2011</u>	Temperature:	<u>25°C</u>
EUT:	<u>150M wireless usb adapter</u>	Humidity:	<u>50%</u>
Model No.:	<u>WU106A</u>	Power Supply:	<u>DC 5V</u>
Test Mode:	<u>802.11n Channel High 2462MHz</u>	Test Engineer:	<u>Pei</u>

Frequency (MHz)	Reading(dBμV/m)		Factor(dB) Corr.	Result(dBμV/m)		Limit(dBμV/m)		Margin(dB)		Polarization
	AV	PEAK		AV	PEAK	AV	PEAK	AV	PEAK	
-	-	-	-	-	-	-	-	-	-	Vertical
-	-	-	-	-	-	-	-	-	-	Horizontal

Note:

1. Emissions attenuated more than 20 dB below the permissible value are not reported.
2. The field strength is calculated by adding the antenna factor, high pass filter loss(if used) and cable loss, and subtracting the amplifier gain(if any)from the measured reading. The basic equation calculation is as follows:
Result = Reading + Corrected Factor
3. Display the measurement of peak values.



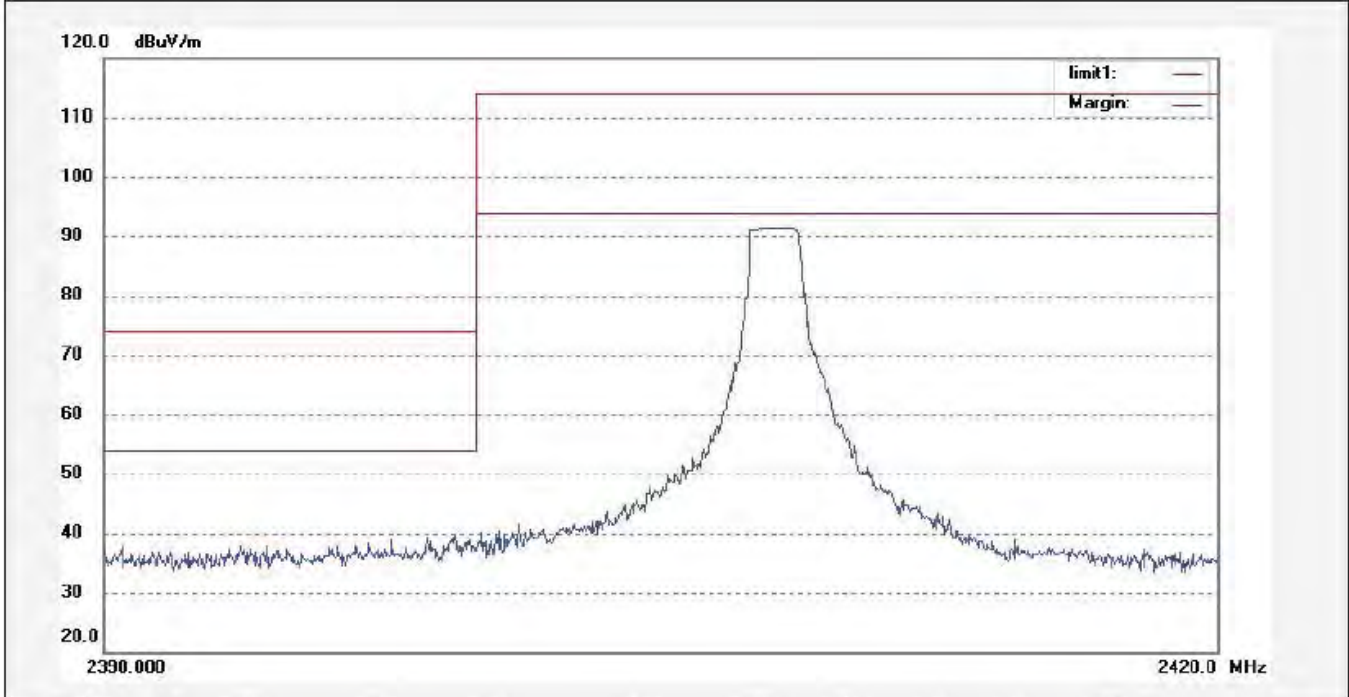
ACCURATE TECHNOLOGY CO., LTD.

F1,Bldg,A,Changyuan New Material Port Keyuan Rd,
Science & Industry Park,Nanshan Shenzhen,P.R.China

Site: 966 chamber
Tel:+86-0755-26503290
Fax:+86-0755-26503396

Job No.: joe #1194	Polarization: Horizontal
Standard: FCC Part 15 PEAK 2.4G	Power Source: DC 5V
Test item: Radiation Test	Date: 2011/07/14
Temp.(C)/Hum.(%) 25 C / 50 %	Time: 10:33:11
EUT: 150M wireless usb adapter	Engineer Signature: Pei
Mode: TX Channel 1 (802.11b)	Distance: 3m
Model: WU106A	
Manufacturer: HAOLIYUAN (SHENZHEN) ELECTRONICS CO.,LTD	

--



No.	Freq. (MHz)	Reading (dBuV/m)	Factor (dB)	Result (dBuV/m)	Limit (dBuV/m)	Margin (dB)	Detector	Height (cm)	Degree (deg.)	Remark
-----	-------------	------------------	-------------	-----------------	----------------	-------------	----------	-------------	---------------	--------

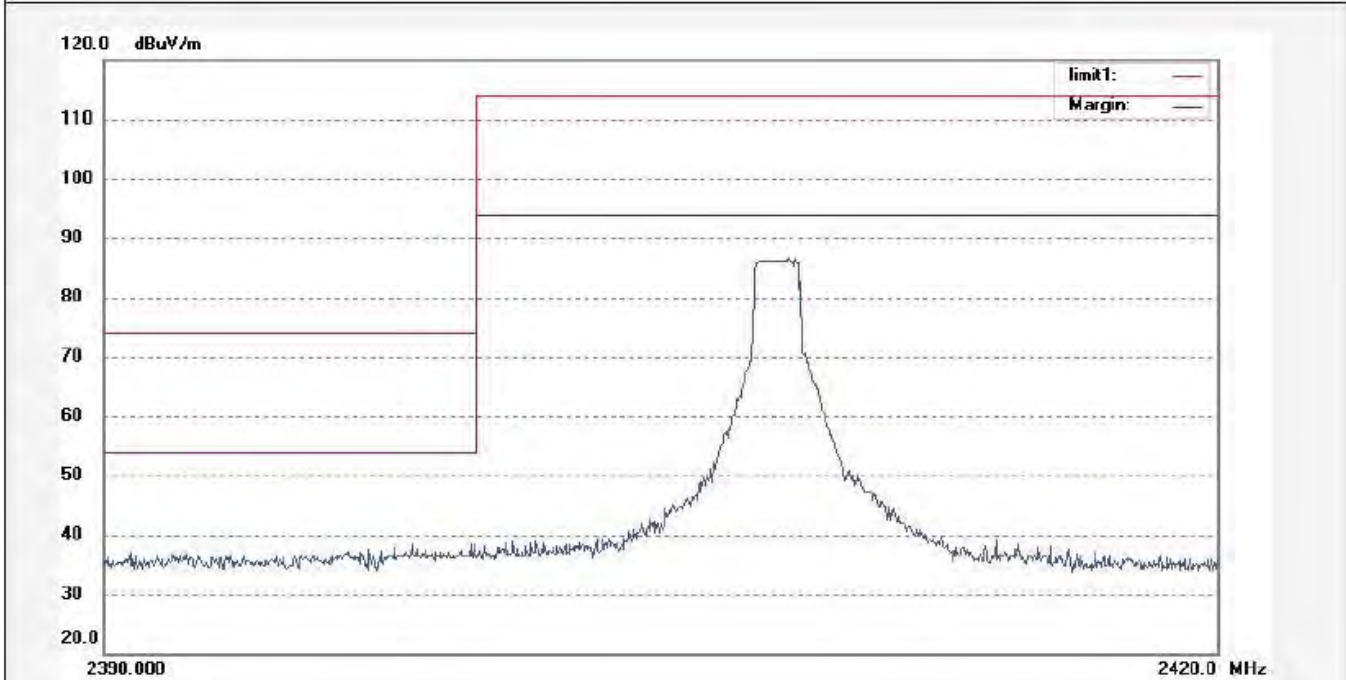


ACCURATE TECHNOLOGY CO., LTD.

F1,Bldg,A,Changyuan New Material Port Keyuan Rd,
Science & Industry Park,Nanshan Shenzhen,P.R.China

Site: 966 chamber
Tel:+86-0755-26503290
Fax:+86-0755-26503396

Job No.: joe #1195	Polarization: Vertical
Standard: FCC Part 15 PEAK 2.4G	Power Source: DC 5V
Test item: Radiation Test	Date: 2011/07/14
Temp.(C)/Hum.(%) 25 C / 50 %	Time: 10:37:19
EUT: 150M wireless usb adapter	Engineer Signature: Pei
Mode: TX Channel 1 (802.11b)	Distance: 3m
Model: WU106A	
Manufacturer: HAOLIYUAN (SHENZHEN) ELECTRONICS CO.,LTD	



No.	Freq. (MHz)	Reading (dBuV/m)	Factor (dB)	Result (dBuV/m)	Limit (dBuV/m)	Margin (dB)	Detector	Height (cm)	Degree (deg.)	Remark
-----	-------------	------------------	-------------	-----------------	----------------	-------------	----------	-------------	---------------	--------

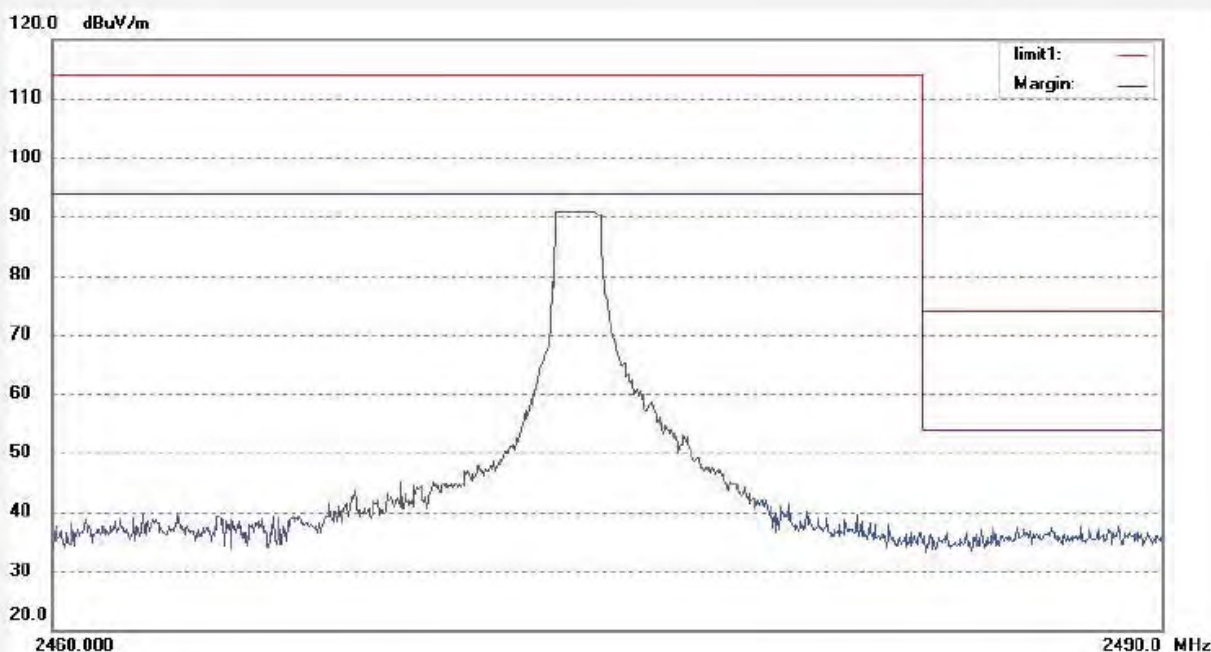


ACCURATE TECHNOLOGY CO., LTD.

F1,Bldg,A,Changyuan New Material Port Keyuan Rd,
Science & Industry Park,Nanshan Shenzhen,P.R.China

Site: 966 chamber
Tel:+86-0755-26503290
Fax:+86-0755-26503396

Job No.: joe #1197	Polarization: Horizontal
Standard: FCC Part 15 PEAK 2.4G	Power Source: DC 5V
Test item: Radiation Test	Date: 2011/07/14
Temp.(C)/Hum.(%) 25 C / 50 %	Time: 10:47:33
EUT: 150M wireless usb adapter	Engineer Signature: Pei
Mode: TX Channel 11 (802.11b)	Distance: 3m
Model: WU106A	
Manufacturer: HAOLIYUAN (SHENZHEN) ELECTRONICS CO.,LTD	



No.	Freq. (MHz)	Reading (dBuV/m)	Factor (dB)	Result (dBuV/m)	Limit (dBuV/m)	Margin (dB)	Detector	Height (cm)	Degree (deg.)	Remark
-----	-------------	------------------	-------------	-----------------	----------------	-------------	----------	-------------	---------------	--------

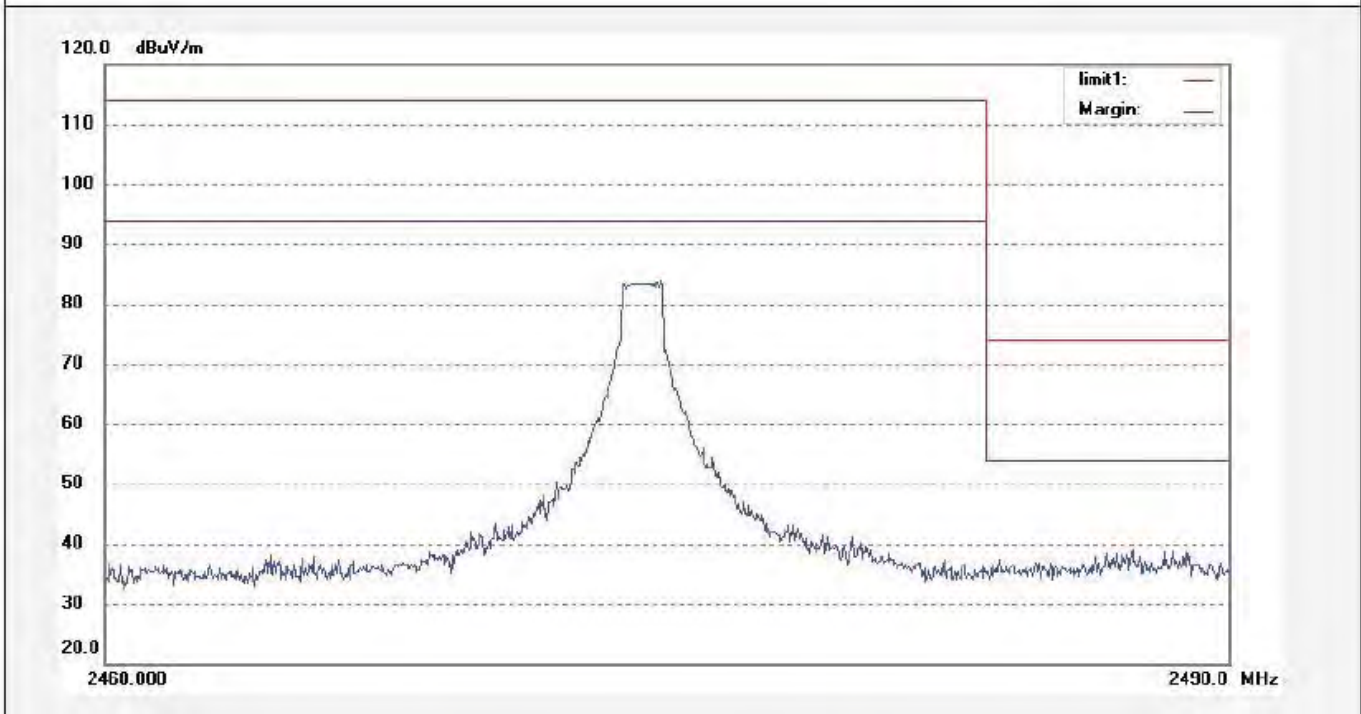


ACCURATE TECHNOLOGY CO., LTD.

F1,Bldg,A,Changyuan New Material Port Keyuan Rd,
Science & Industry Park,Nanshan Shenzhen,P.R.China

Site: 966 chamber
Tel:+86-0755-26503290
Fax:+86-0755-26503396

Job No.: joe #1196	Polarization: Vertical
Standard: FCC Part 15 PEAK 2.4G	Power Source: DC 5V
Test item: Radiation Test	Date: 2011/07/14
Temp.(C)/Hum.(%) 25 C / 50 %	Time: 10:43:24
EUT: 150M wireless usb adapter	Engineer Signature: Pei
Mode: TX Channel 11 (802.11b)	Distance: 3m
Model: WU106A	
Manufacturer: HAOLIYUAN (SHENZHEN) ELECTRONICS CO.,LTD	



No.	Freq. (MHz)	Reading (dBuV/m)	Factor (dB)	Result (dBuV/m)	Limit (dBuV/m)	Margin (dB)	Detector	Height (cm)	Degree (deg.)	Remark
-----	-------------	------------------	-------------	-----------------	----------------	-------------	----------	-------------	---------------	--------



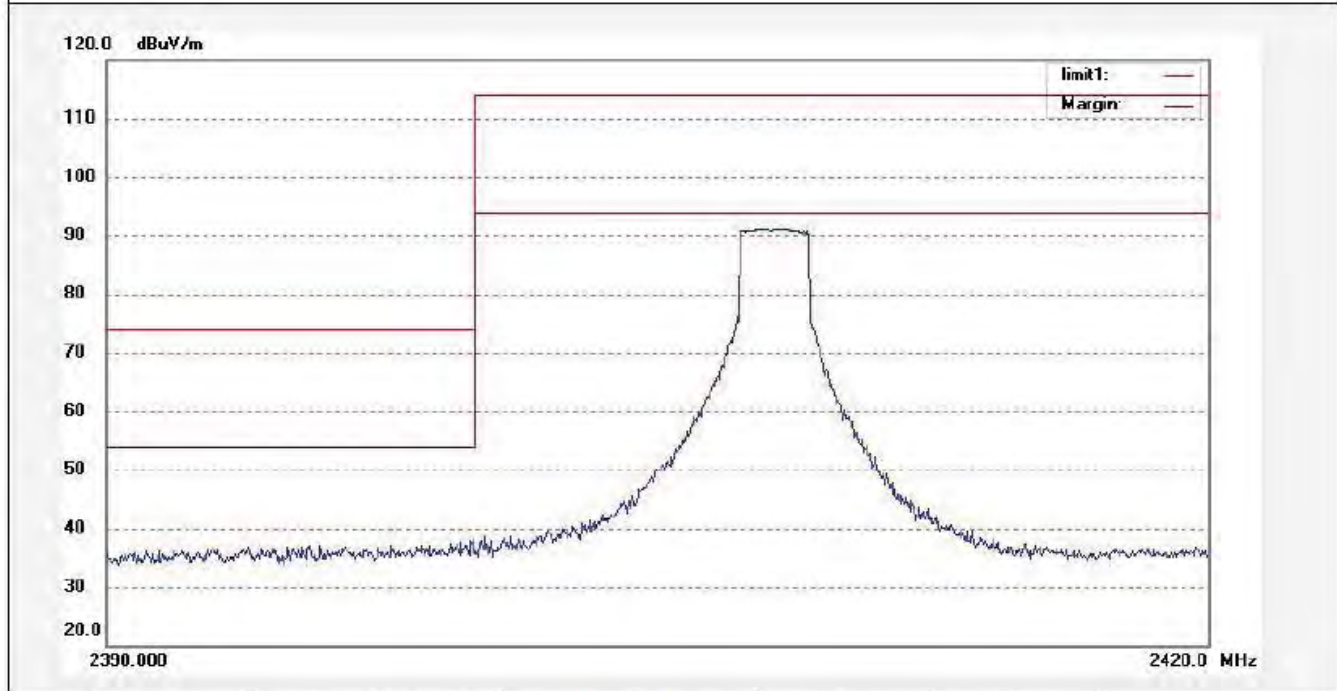
ACCURATE TECHNOLOGY CO., LTD.

F1,Bldg,A,Changyuan New Material Port Keyuan Rd,
Science & Industry Park,Nanshan Shenzhen,P.R.China

Site: 966 chamber
Tel:+86-0755-26503290
Fax:+86-0755-26503396

Job No.: RTTE #5615	Polarization: Horizontal
Standard: FCC Part 15 PEAK 2.4G	Power Source: DC 5V
Test item: Radiation Test	Date: 2011/07/14
Temp.(C)/Hum.(%) 25 C / 50 %	Time: 16:32:35
EUT: 150M wireless usb adapter	Engineer Signature: Pei
Mode: TX Channel 1 (802.11g)	Distance: 3m
Model: WU106A	
Manufacturer: HAOLIYUAN (SHENZHEN) ELECTRONICS CO.,LTD	

--



No.	Freq. (MHz)	Reading (dBuV/m)	Factor (dB)	Result (dBuV/m)	Limit (dBuV/m)	Margin (dB)	Detector	Height (cm)	Degree (deg.)	Remark
-----	-------------	------------------	-------------	-----------------	----------------	-------------	----------	-------------	---------------	--------

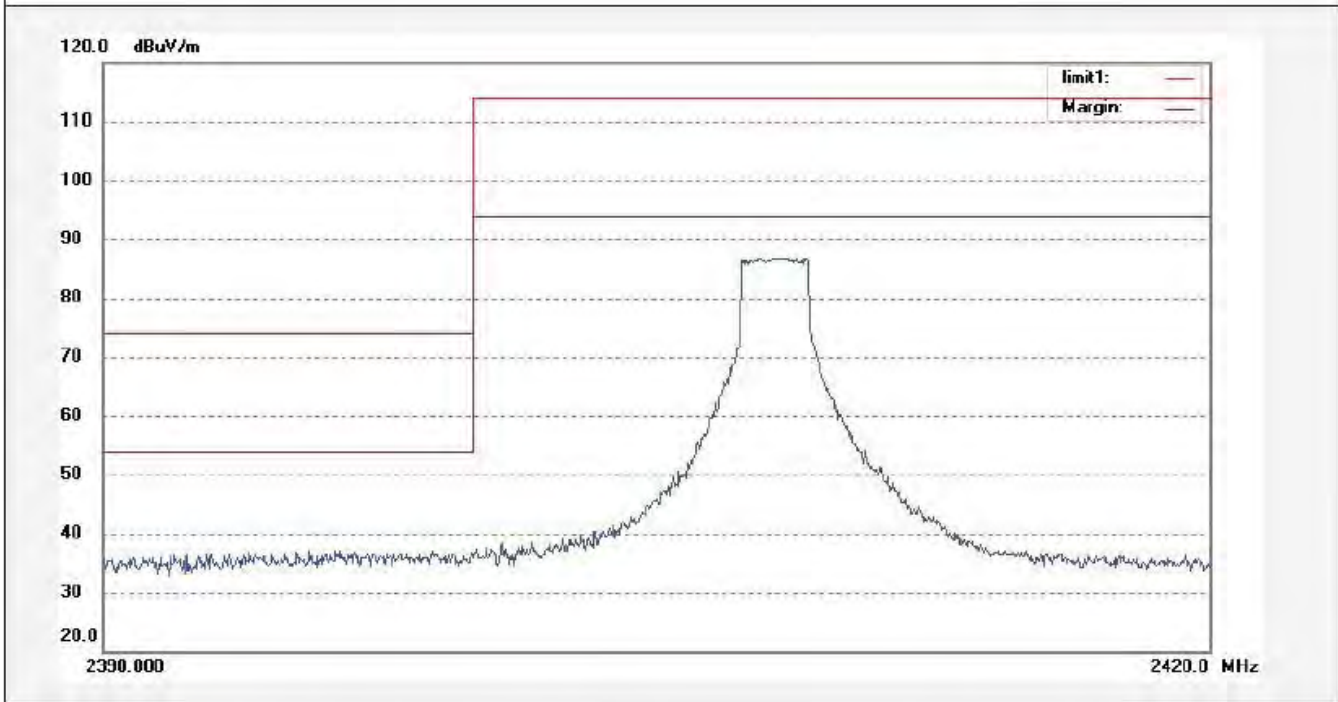


ACCURATE TECHNOLOGY CO., LTD.

F1,Bldg,A,Changyuan New Material Port Keyuan Rd,
Science & Industry Park,Nanshan Shenzhen,P.R.China

Site: 966 chamber
Tel:+86-0755-26503290
Fax:+86-0755-26503396

Job No.: RTTE #5616	Polarization: Vertical
Standard: FCC Part 15 PEAK 2.4G	Power Source: DC 5V
Test item: Radiation Test	Date: 2011/07/14
Temp.(C)/Hum.(%) 25 C / 50 %	Time: 16:36:50
EUT: 150M wireless usb adapter	Engineer Signature: Pei
Mode: TX Channel 1 (802.11g)	Distance: 3m
Model: WU106A	
Manufacturer: HAOLIYUAN (SHENZHEN) ELECTRONICS CO.,LTD	



No.	Freq. (MHz)	Reading (dBuV/m)	Factor (dB)	Result (dBuV/m)	Limit (dBuV/m)	Margin (dB)	Detector	Height (cm)	Degree (deg.)	Remark
-----	-------------	------------------	-------------	-----------------	----------------	-------------	----------	-------------	---------------	--------

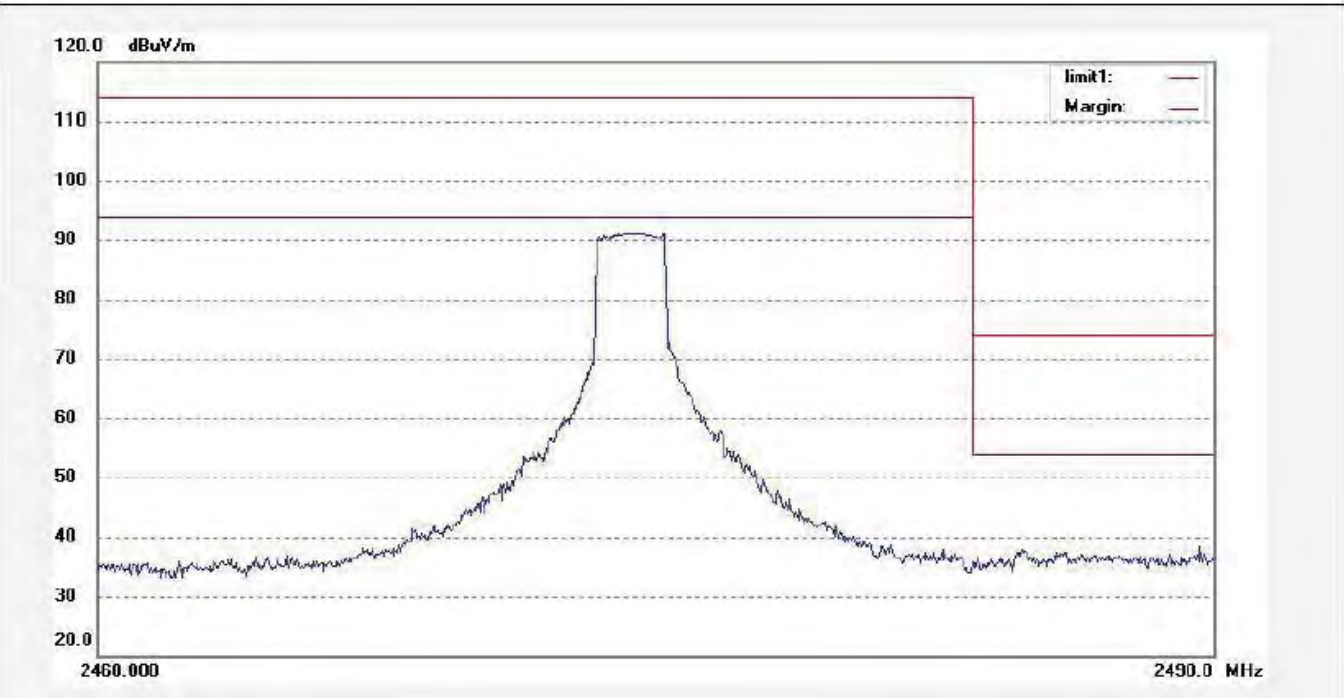


ACCURATE TECHNOLOGY CO., LTD.

F1,Bldg,A,Changyuan New Material Port Keyuan Rd,
Science & Industry Park,Nanshan Shenzhen,P.R.China

Site: 966 chamber
Tel:+86-0755-26503290
Fax:+86-0755-26503396

Job No.: RTTE #5618	Polarization: Horizontal
Standard: FCC Part 15 PEAK 2.4G	Power Source: DC 5V
Test item: Radiation Test	Date: 2011/07/14
Temp.(C)/Hum.(%) 25 C / 50 %	Time: 16:46:39
EUT: 150M wireless usb adapter	Engineer Signature: Pei
Mode: TX Channel 11 (802.11g)	Distance: 3m
Model: WU106A	
Manufacturer: HAOLIYUAN (SHENZHEN) ELECTRONICS CO.,LTD	



No.	Freq. (MHz)	Reading (dBuV/m)	Factor (dB)	Result (dBuV/m)	Limit (dBuV/m)	Margin (dB)	Detector	Height (cm)	Degree (deg.)	Remark
-----	-------------	------------------	-------------	-----------------	----------------	-------------	----------	-------------	---------------	--------

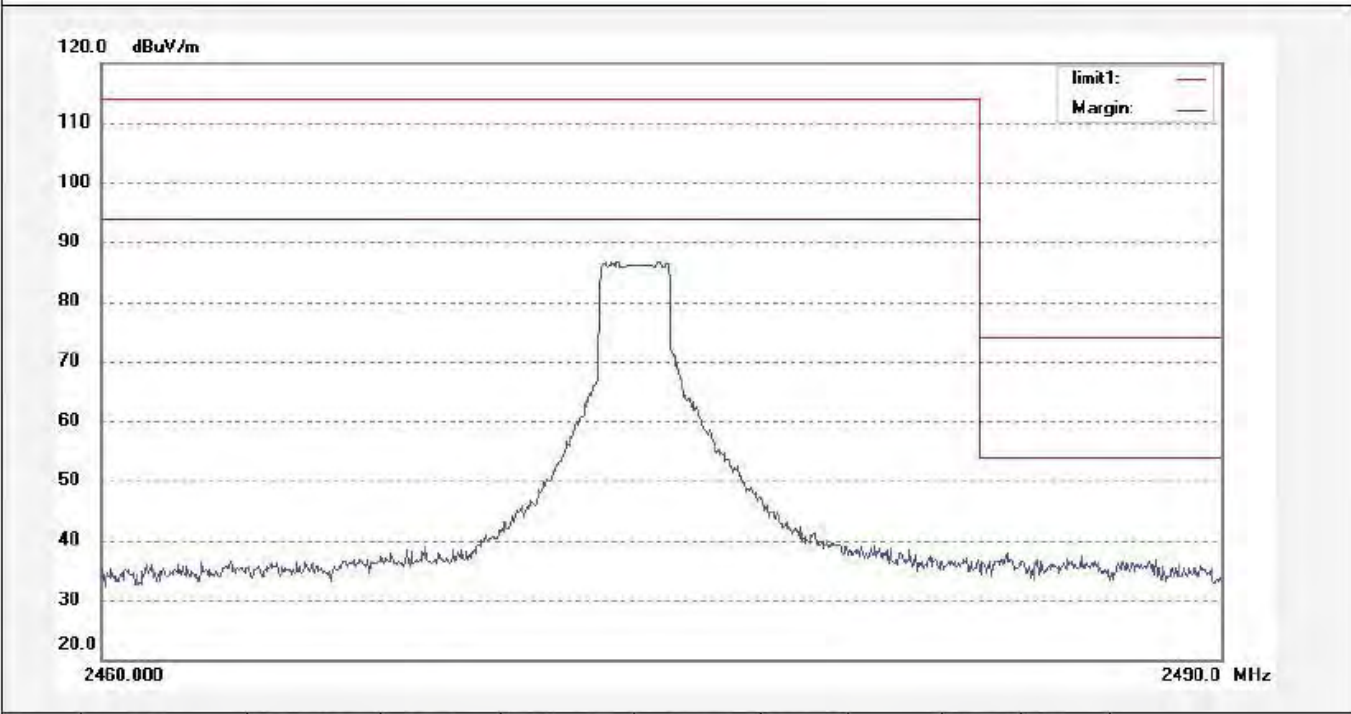


ACCURATE TECHNOLOGY CO., LTD.

F1,Bldg,A,Changyuan New Material Port Keyuan Rd,
Science & Industry Park,Nanshan Shenzhen,P.R.China

Site: 966 chamber
Tel:+86-0755-26503290
Fax:+86-0755-26503396

Job No.: RTTE #5617	Polarization: Vertical
Standard: FCC Part 15 PEAK 2.4G	Power Source: DC 5V
Test item: Radiation Test	Date: 2011/07/14
Temp.(C)/Hum.(%) 25 C / 50 %	Time: 16:42:28
EUT: 150M wireless usb adapter	Engineer Signature: Pei
Mode: TX Channel 11 (802.11g)	Distance: 3m
Model: WU106A	
Manufacturer: HAOLIYUAN (SHENZHEN) ELECTRONICS CO.,LTD	



No.	Freq. (MHz)	Reading (dBuV/m)	Factor (dB)	Result (dBuV/m)	Limit (dBuV/m)	Margin (dB)	Detector	Height (cm)	Degree (deg.)	Remark
-----	-------------	------------------	-------------	-----------------	----------------	-------------	----------	-------------	---------------	--------



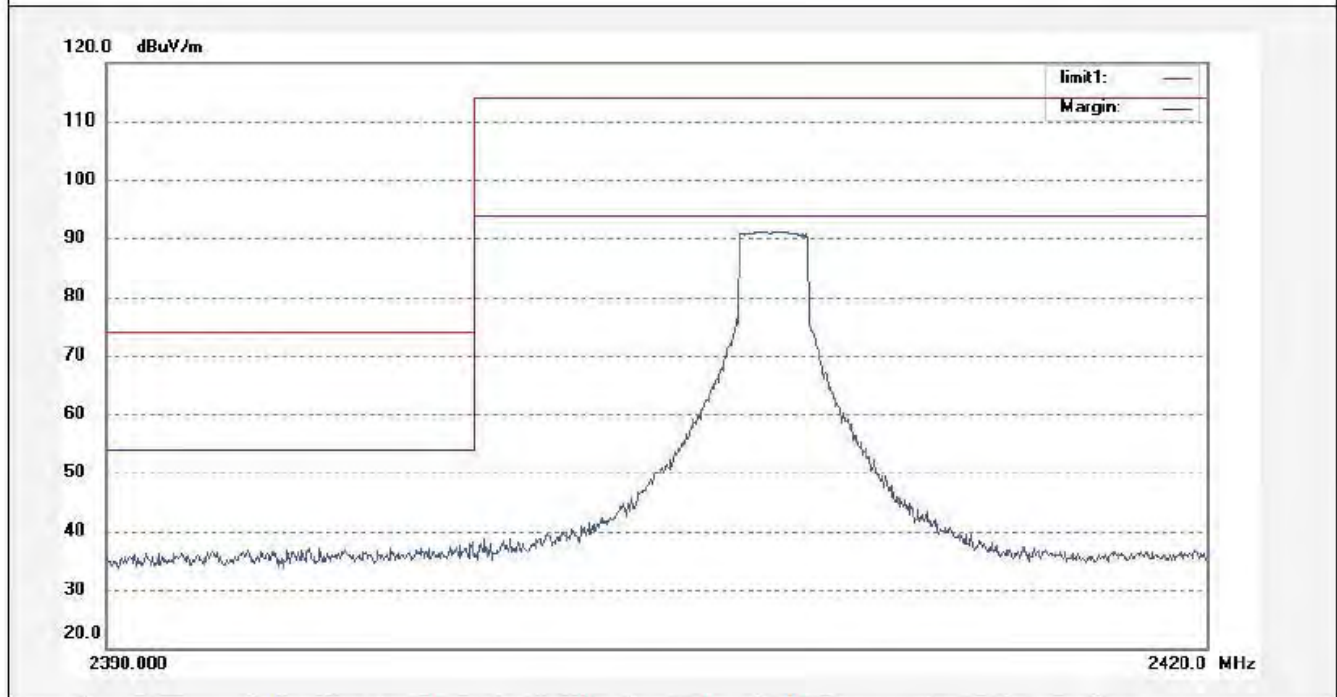
ACCURATE TECHNOLOGY CO., LTD.

F1,Bldg,A,Changyuan New Material Port Keyuan Rd,
Science & Industry Park,Nanshan Shenzhen,P.R.China

Site: 966 chamber
Tel:+86-0755-26503290
Fax:+86-0755-26503396

Job No.: pei #4703	Polarization: Horizontal
Standard: FCC Part 15 PEAK 2.4G	Power Source: DC 5V
Test item: Radiation Test	Date: 2011/07/15
Temp.(C)/Hum.(%) 25 C / 50 %	Time: 14:23:35
EUT: 150M wireless usb adapter	Engineer Signature: PEI
Mode: TX Channel 1 (802.11n)	Distance: 3m
Model: WU106A	
Manufacturer: HAOLIYUAN (SHENZHEN) ELECTRONICS CO.,LTD	

--



No.	Freq. (MHz)	Reading (dBuV/m)	Factor (dB)	Result (dBuV/m)	Limit (dBuV/m)	Margin (dB)	Detector	Height (cm)	Degree (deg.)	Remark
-----	-------------	------------------	-------------	-----------------	----------------	-------------	----------	-------------	---------------	--------

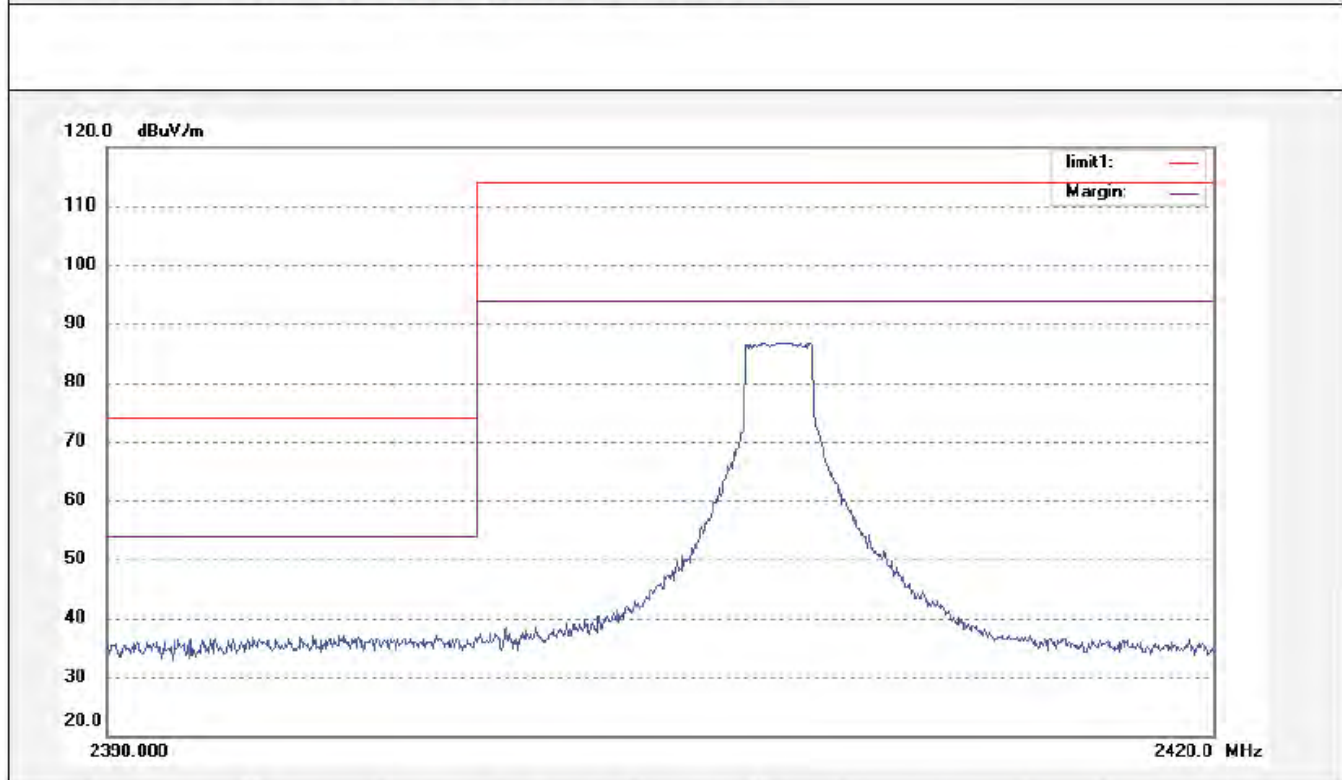


ACCURATE TECHNOLOGY CO., LTD.

F1,Bldg,A,Changyuan New Material Port Keyuan Rd,
Science & Industry Park,Nanshan Shenzhen,P.R.China

Site: 966 chamber
Tel:+86-0755-26503290
Fax:+86-0755-26503396

Job No.: pei #4704	Polarization: Vertical
Standard: FCC Part 15 PEAK 2.4G	Power Source: DC 5V
Test item: Radiation Test	Date: 2011/07/15
Temp.(C)/Hum.(%) 25 C / 50 %	Time: 14:32:50
EUT: 150M wireless usb adapter	Engineer Signature: PEI
Mode: TX Channel 1 (802.11n)	Distance: 3m
Model: WU106A	
Manufacturer: HAOLIYUAN (SHENZHEN) ELECTRONICS CO.,LTD	



No.	Freq. (MHz)	Reading (dBuV/m)	Factor (dB)	Result (dBuV/m)	Limit (dBuV/m)	Margin (dB)	Detector	Height (cm)	Degree (deg.)	Remark
-----	-------------	------------------	-------------	-----------------	----------------	-------------	----------	-------------	---------------	--------

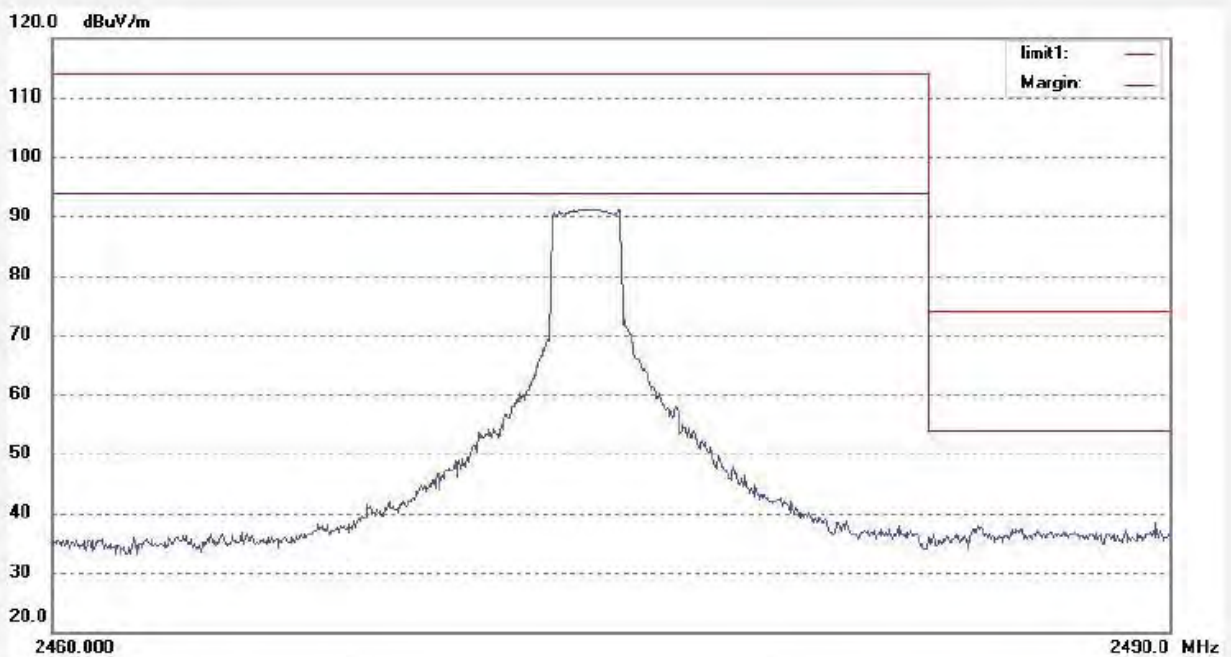


ACCURATE TECHNOLOGY CO., LTD.

F1,Bldg,A,Changyuan New Material Port Keyuan Rd,
Science & Industry Park,Nanshan Shenzhen,P.R.China

Site: 966 chamber
Tel:+86-0755-26503290
Fax:+86-0755-26503396

Job No.: pei #4706	Polarization: Horizontal
Standard: FCC Part 15 PEAK 2.4G	Power Source: DC 5V
Test item: Radiation Test	Date: 2011/07/15
Temp.(C)/Hum.(%) 25 C / 50 %	Time: 14:49:39
EUT: 150M wireless usb adapter	Engineer Signature: PEI
Mode: TX Channel 11 (802.11n)	Distance: 3m
Model: WU106A	
Manufacturer: HAOLIYUAN (SHENZHEN) ELECTRONICS CO.,LTD	



No.	Freq. (MHz)	Reading (dBuV/m)	Factor (dB)	Result (dBuV/m)	Limit (dBuV/m)	Margin (dB)	Detector	Height (cm)	Degree (deg.)	Remark
	2472.0	90		90	115	25				



ACCURATE TECHNOLOGY CO., LTD.

F1,Bldg,A,Changyuan New Material Port Keyuan Rd,
Science & Industry Park,Nanshan Shenzhen,P.R.China

Site: 966 chamber
Tel:+86-0755-26503290
Fax:+86-0755-26503396

Job No.: pei #4705

Standard: FCC Part 15 PEAK 2.4G

Test item: Radiation Test

Temp.(C)/Hum.(%) 25 C / 50 %

EUT: 150M wireless usb adapter

Mode: TX Channel 11 (802.11n)

Model: WU106A

Manufacturer: HAOLIYUAN (SHENZHEN) ELECTRONICS CO.,LTD

Polarization: Vertical

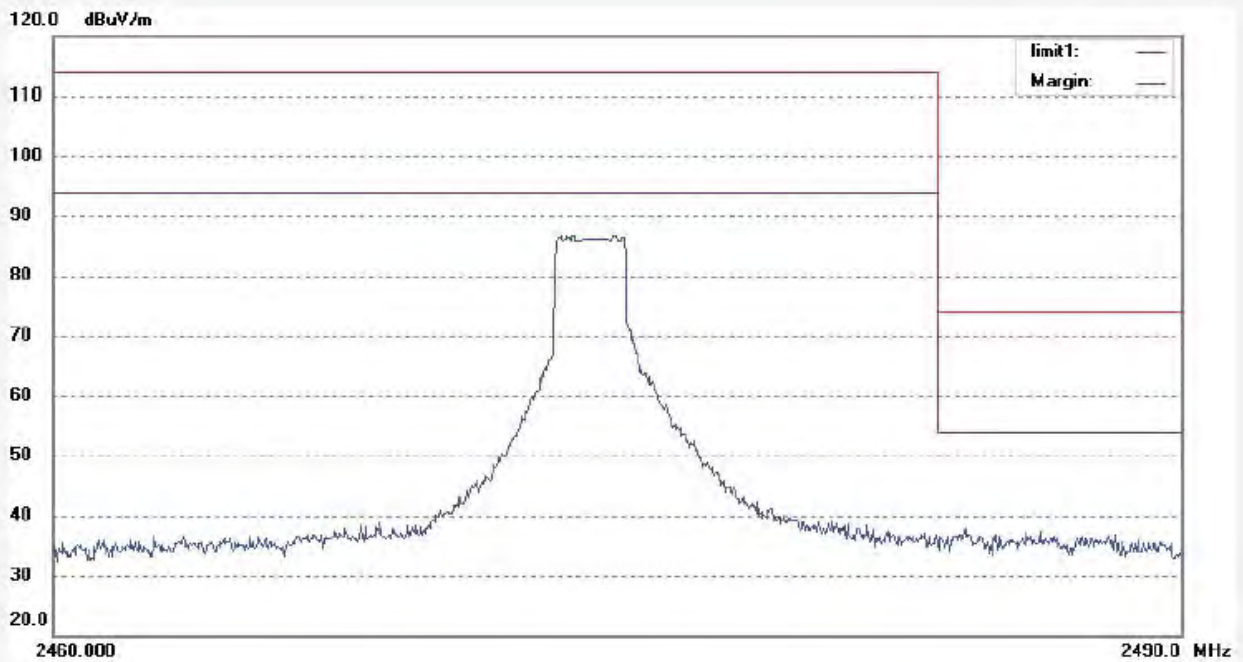
Power Source: DC 5V

Date: 2011/07/15

Time: 14:41:28

Engineer Signature: PEI

Distance: 3m

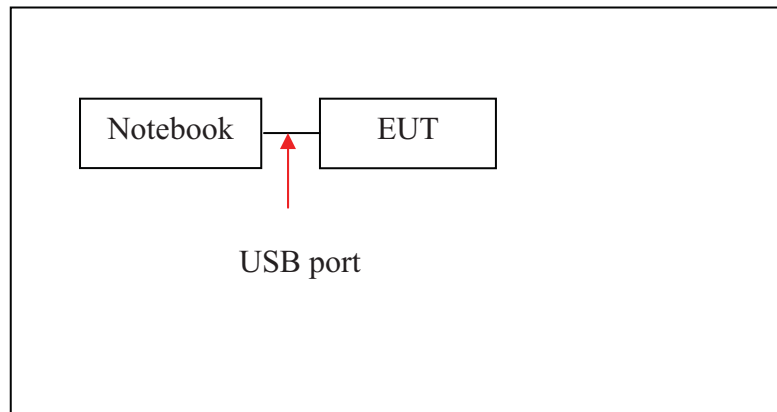


No.	Freq. (MHz)	Reading (dBuV/m)	Factor (dB)	Result (dBuV/m)	Limit (dBuV/m)	Margin (dB)	Detector	Height (cm)	Degree (deg.)	Remark
-----	-------------	------------------	-------------	-----------------	----------------	-------------	----------	-------------	---------------	--------

9. RADIATED SPURIOUS EMISSION TEST

9.1. Block Diagram of Test Setup

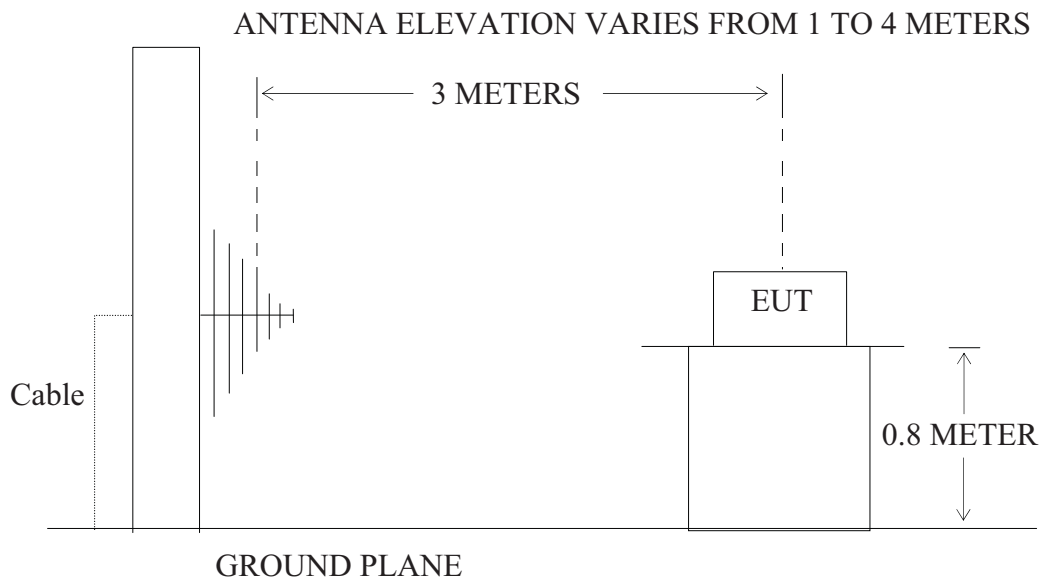
9.1.1. Block diagram of connection between the EUT and peripherals



Setup: Transmitting mode

(EUT: 150M wireless usb adapter)

9.1.2. Semi-Anechoic Chamber Test Setup Diagram



(EUT: 150M wireless usb adapter)

9.2.The Limit For Section 15.247(d)

Section 15.247(d): In any 100 kHz bandwidth outside the frequency band in which the spread spectrum or digitally modulated intentional radiator is operating, the radio frequency power that is produced by the intentional radiator shall be at least 20 dB below that in the 100 kHz bandwidth within the band that contains the highest level of the desired power, based on either an RF conducted or a radiated measurement, provided the transmitter demonstrates compliance with the peak conducted power limits. If the transmitter complies with the conducted power limits based on the use of RMS averaging over a time interval, as permitted under paragraph (b)(3) of this section, the attenuation required under this paragraph shall be 30 dB instead of 20 dB. Attenuation below the general limits specified in Section 15.209(a) is not required. In addition, radiated emissions which fall in the restricted bands, as defined in Section 15.205(a), must also comply with the radiated emission limits specified in Section 15.209(a).

9.3.Restricted bands of operation

9.3.1.FCC Part 15.205 Restricted bands of operation

(a) Except as shown in paragraph (d) of this section, Only spurious emissions are permitted in any of the frequency bands listed below:

MHz	MHz	MHz	GHz
0.090-0.110	16.42-16.423	399.9-410	4.5-5.15
¹ 0.495-0.505	16.69475-16.69525	608-614	5.35-5.46
2.1735-2.1905	16.80425-16.80475	960-1240	7.25-7.75
4.125-4.128	25.5-25.67	1300-1427	8.025-8.5
4.17725-4.17775	37.5-38.25	1435-1626.5	9.0-9.2
4.20725-4.20775	73-74.6	1645.5-1646.5	9.3-9.5
6.215-6.218	74.8-75.2	1660-1710	10.6-12.7
6.26775-6.26825	108-121.94	1718.8-1722.2	13.25-13.4
6.31175-6.31225	123-138	2200-2300	14.47-14.5
8.291-8.294	149.9-150.05	2310-2390	15.35-16.2
8.362-8.366	156.52475-156.52525	2483.5-2500	17.7-21.4
8.37625-8.38675	156.7-156.9	2690-2900	22.01-23.12
8.41425-8.41475	162.0125-167.17	3260-3267	23.6-24.0
12.29-12.293	167.72-173.2	3332-3339	31.2-31.8
12.51975-12.52025	240-285	3345.8-3358	36.43-36.5
12.57675-12.57725	322-335.4	3600-4400	(²)
13.36-13.41			

¹Until February 1, 1999, this restricted band shall be 0.490-0.510

²Above 38.6

(b) Except as provided in paragraphs (d) and (e), the field strength of emission appearing within these frequency bands shall not exceed the limits shown in Section 15.209. At frequencies equal to or less than 1000MHz, Compliance with the limits in Section 15.209 shall be demonstrated using measurement instrumentation employing a CISPR quasi-peak detector. Above 1000MHz, compliance with the emission limits in Section 15.209 shall be demonstrated based on the average value of the measured emissions. The provisions in Section 15.35 apply to these measurements.

9.4. Configuration of EUT on Measurement

The following equipment are installed on Radiated Emission Measurement to meet the commission requirements and operating regulations in a manner which tends to maximize its emission characteristics in normal application.

9.4.1. 150M wireless usb adapter (EUT)

Model Number : WU106A
 Serial Number : N/A
 Manufacturer : HAOLIYUAN (SHENZHEN) ELECTRONIC CO., LTD

9.5. Operating Condition of EUT

9.5.1. Setup the EUT and simulator as shown as Section 8.1.

9.5.2. Turn on the power of all equipment.

9.5.3. Let the EUT work in TX modes measure it. The transmit frequency are 2412-2462MHz. We select 2412MHz, 2437MHz, 2462MHz TX frequency to transmit.

9.6. Test Procedure

The EUT and its simulators are placed on a turntable, which is 0.8 meter high above ground. The turntable can rotate 360 degrees to determine the position of the maximum emission level. EUT is set 3.0 meters away from the receiving antenna, which is mounted on an antenna tower. The antenna can be moved up and down between 1.0 meter and 4 meters to find out the maximum emission level. Broadband antenna (calibrated bilog antenna) is used as receiving antenna. Both horizontal and vertical polarizations of the antenna are set on measurement. In order to find the maximum emission levels, all of the interface cables must be manipulated according to ANSI C63.4: 2003 on radiated emission measurement. The EUT was tested in 3 orthogonal planes.

The worst-case data rate for this channel to be 1Mbps for 802.11b mode and 6Mbps for 802.11g mode, based on previous with 802.11 WLAN product design architectures.

The bandwidth of test receiver (R&S ESI26) is set at 120kHz in 30-1000MHz. and set at 1MHz in above 1000MHz.

The frequency range from 30MHz to 25000MHz is checked.

The final measurement in band 9-90kHz, 110-490kHz and above 1000MHz is performed with Average detector. Except those frequency bands mention above, the final measurement for frequencies below 1000MHz is performed with Quasi Peak detector.

The field strength is calculated by adding the antenna factor, and cable loss, and subtracting the amplifier gain from the measured reading. The basic equation calculation is as follows:

Result = Reading + Corrected Factor

Where Corrected Factor = Antenna Factor + Cable Loss – Amplifier Gain

9.7. The Field Strength of Radiation Emission Measurement Results

PASS.

Date of Test:	July 13-14, 2011	Temperature:	25°C
EUT:	150M wireless usb adapter	Humidity:	50%
Model No.:	WU106A	Power Supply:	DC 5V
Test Mode:	802.11b Channel Low 2412MHz	Test Engineer:	Pei

For 30MHz-1000MHz

Corrected Factor = Antenna Factor + Cable Loss – Amplifier Gain

Frequency (MHz)	Reading (dBμV/m)		Factor Corr. (dB)	Result (dBμV/m)		Limit (dBμV/m)		Margin (dB)		Polarization
	QP			QP		QP		QP		
-	-		-	-		-		-		Vertical
-	-		-	-		-		-		Horizontal

For 1GHz-25GHz

Corrected Factor = Antenna Factor + Cable Loss – Amplifier Gain

Frequency (MHz)	Reading(dBμV/m)		Factor Corr. (dB)	Result(dBμV/m)		Limit(dBμV/m)		Margin(dBμV/m)		Polarization
	AV	PEAK		AV	PEAK	AV	PEAK	AV	PEAK	
2400.000	39.38	45.26	-7.46	31.92	37.80	54	74	-22.08	-36.20	Vertical
2412.030	95.28	101.21	-7.43	87.85	93.78	-	-	-	-	Vertical
*4824.052	50.89	56.81	-0.19	50.70	56.62	54	74	-3.30	-17.38	Vertical
7236.076	44.73	50.66	3.05	47.78	53.71	54	74	-6.22	-20.29	Vertical
2400.000	39.73	45.65	-7.46	32.27	38.19	54	74	-21.73	-35.81	Horizontal
2412.030	96.92	102.86	-7.43	89.49	95.43	-	-	-	-	Horizontal
*4824.052	50.87	56.84	-0.19	50.68	56.65	54	74	-3.32	-17.35	Horizontal
7236.076	44.90	50.92	3.05	47.95	53.97	54	74	-6.05	-20.03	Horizontal

Note: 1. Emissions attenuated more than 20 dB below the permissible value are not reported.**2. *: Denotes restricted band of operation.**

Date of Test:	July 13-14, 2011	Temperature:	25°C
EUT:	150M wireless usb adapter	Humidity:	50%
Model No.:	WU106A	Power Supply:	DC 5V
Test Mode:	802.11b Channel Middle 2437MHz	Test Engineer:	Pei

For 30MHz-1000MHz

Corrected Factor = Antenna Factor + Cable Loss – Amplifier Gain

Frequency (MHz)	Reading (dBμV/m)	Factor Corr. (dB)	Result (dBμV/m)	Limit (dBμV/m)	Margin (dB)	Polarization
	QP		QP	QP	QP	
-	-	-	-	-	-	Vertical
-	-	-	-	-	-	Horizontal

For 1GHz-25GHz

Corrected Factor = Antenna Factor + Cable Loss – Amplifier Gain

Frequency (MHz)	Reading(dBμV/m)		Factor Corr. (dB)	Result(dBμV/m)		Limit(dBμV/m)		Margin(dBμV/m)		Polarization
	AV	PEAK		AV	PEAK	AV	PEAK	AV	PEAK	
2437.032	94.68	100.54	-7.36	87.32	93.18	-	-	-	-	Vertical
*4874.053	50.56	56.47	0.09	50.65	56.56	54	74	-3.35	-17.44	Vertical
*7311.078	44.49	50.41	3.22	47.71	53.63	54	74	-6.29	-20.37	Vertical
2437.032	96.60	102.53	-7.36	89.24	95.17	-	-	-	-	Horizontal
*4874.053	50.56	56.55	0.09	50.65	56.64	54	74	-3.35	-17.36	Horizontal
*7311.078	44.72	50.66	3.22	47.94	53.88	54	74	-6.06	-20.12	Horizontal

Note: 1. Emissions attenuated more than 20 dB below the permissible value are not reported.**2. *: Denotes restricted band of operation.**

Date of Test:	July 13-14, 2011	Temperature:	25°C
EUT:	150M wireless usb adapter	Humidity:	50%
Model No.:	WU106A	Power Supply:	DC 5V
Test Mode:	802.11b Channel High 2462MHz	Test Engineer:	Pei

For 30MHz-1000MHz

Corrected Factor = Antenna Factor + Cable Loss – Amplifier Gain

Frequency (MHz)	Reading (dBμV/m)		Factor Corr. (dB)	Result (dBμV/m)		Limit (dBμV/m)		Margin (dB)		Polarization
	QP			QP		QP		QP		
-	-		-	-		-		-		Vertical
-	-		-	-		-		-		Horizontal

For 1GHz-25GHz

Corrected Factor = Antenna Factor + Cable Loss – Amplifier Gain

Frequency (MHz)	Reading(dBμV/m)		Factor Corr. (dB)	Result(dBμV/m)		Limit(dBμV/m)		Margin(dBμV/m)		Polarization
	AV	PEAK		AV	PEAK	AV	PEAK	AV	PEAK	
2462.029	95.33	101.29	-7.35	87.98	93.94	-	-	-	-	Vertical
2483.500	39.60	45.63	-7.37	32.23	38.26	54	74	-21.77	-35.74	Vertical
*4924.050	50.38	56.29	0.34	50.72	56.63	54	74	-3.28	-17.37	Vertical
*7386.077	44.54	50.44	3.39	47.93	53.83	54	74	-6.07	-20.17	Vertical
2462.029	96.77	102.74	-7.35	89.42	95.39	-	-	-	-	Horizontal
2483.500	39.66	45.55	-7.37	32.29	38.18	54	74	-21.71	-35.82	Horizontal
*4924.050	50.40	56.37	0.34	50.74	56.71	54	74	-3.26	-17.29	Horizontal
*7386.077	44.28	50.22	3.39	47.67	53.61	54	74	-6.33	-20.39	Horizontal

Note: 1. Emissions attenuated more than 20 dB below the permissible value are not reported.**2. *: Denotes restricted band of operation.**

Date of Test:	July 13-14, 2011	Temperature:	25°C
EUT:	150M wireless usb adapter	Humidity:	50%
Model No.:	WU106A	Power Supply:	DC 5V
Test Mode:	802.11g Channel Low 2412MHz	Test Engineer:	Pei

For 30MHz-1000MHz

Corrected Factor = Antenna Factor + Cable Loss – Amplifier Gain

Frequency (MHz)	Reading (dBμV/m)		Factor Corr. (dB)	Result (dBμV/m)		Limit (dBμV/m)		Margin (dB)		Polarization
	AV	PEAK		AV	PEAK	AV	PEAK	AV	PEAK	
-	-	-	-	-	-	-	-	-	-	Vertical
-	-	-	-	-	-	-	-	-	-	Horizontal

For 1GHz-25GHz

Corrected Factor = Antenna Factor + Cable Loss – Amplifier Gain

Frequency (MHz)	Reading(dBμV/m)		Factor Corr. (dB)	Result(dBμV/m)		Limit(dBμV/m)		Margin(dBμV/m)		Polarization
	AV	PEAK		AV	PEAK	AV	PEAK	AV	PEAK	
2400.000	39.98	45.88	-7.46	32.52	38.42	54	74	-21.48	-35.58	Vertical
2412.033	95.51	101.43	-7.43	88.08	94.00	-	-	-	-	Vertical
*4824.054	49.80	55.72	-0.19	49.61	55.53	54	74	-4.39	-18.47	Vertical
7236.080	43.58	49.46	3.05	46.63	52.51	54	74	-7.37	-21.49	Vertical
2400.000	39.72	45.68	-7.46	32.26	38.22	54	74	-21.74	-35.78	Horizontal
2412.033	96.09	102.06	-7.43	88.66	94.63	-	-	-	-	Horizontal
*4824.054	50.38	56.22	-0.19	50.19	56.03	54	74	-3.81	-17.97	Horizontal
7236.080	44.23	50.15	3.05	47.28	53.20	54	74	-60.72	-20.80	Horizontal

Note: 1. Emissions attenuated more than 20 dB below the permissible value are not reported.

2. *: Denotes restricted band of operation.

Date of Test:	July 13-14, 2011	Temperature:	25°C
EUT:	150M wireless usb adapter	Humidity:	50%
Model No.:	WU106A	Power Supply:	DC 5V
Test Mode:	802.11g Channel Middle 2437MHz	Test Engineer:	Pei

For 30MHz-1000MHz

Corrected Factor = Antenna Factor + Cable Loss – Amplifier Gain

Frequency (MHz)	Reading (dBμV/m)	Factor Corr. (dB)	Result (dBμV/m)	Limit (dBμV/m)	Margin (dB)	Polarization
	QP		QP	QP	QP	
-	-	-	-	-	-	Vertical
-	-	-	-	-	-	Horizontal

For 1GHz-25GHz

Corrected Factor = Antenna Factor + Cable Loss – Amplifier Gain

Frequency (MHz)	Reading(dBμV/m)		Factor Corr. (dB)	Result(dBμV/m)		Limit(dBμV/m)		Margin(dBμV/m)		Polarization
	AV	PEAK		AV	PEAK	AV	PEAK	AV	PEAK	
2437.031	95.19	101.10	-7.36	87.83	93.74	-	-	-	-	Vertical
*4874.052	50.06	55.95	0.09	50.15	56.04	54	74	-3.85	-17.96	Vertical
*7311.076	44.19	50.06	3.22	47.41	53.28	54	74	-6.59	-20.72	Vertical
2437.031	96.07	101.92	-7.36	88.71	94.56	-	-	-	-	Horizontal
*4874.052	49.23	55.20	0.09	49.32	55.29	54	74	-4.68	-18.71	Horizontal
*7311.076	43.91	49.82	3.22	47.13	53.04	54	74	-6.87	-20.96	Horizontal

Note: 1. Emissions attenuated more than 20 dB below the permissible value are not reported.**2. *: Denotes restricted band of operation.**

Date of Test:	July 13-14, 2011	Temperature:	25°C
EUT:	150M wireless usb adapter	Humidity:	50%
Model No.:	WU106A	Power Supply:	DC 5V
Test Mode:	802.11g Channel High 2462MHz	Test Engineer:	Pei

For 30MHz-1000MHz

Corrected Factor = Antenna Factor + Cable Loss – Amplifier Gain

Frequency (MHz)	Reading (dBμV/m)	Factor Corr. (dB)	Result (dBμV/m)	Limit (dBμV/m)	Margin (dB)	Polarization
	QP		QP	QP	QP	
-	-	-	-	-	-	Vertical
-	-	-	-	-	-	Horizontal

For 1GHz-25GHz

Corrected Factor = Antenna Factor + Cable Loss – Amplifier Gain

Frequency (MHz)	Reading(dBμV/m)		Factor Corr. (dB)	Result(dBμV/m)		Limit(dBμV/m)		Margin(dBμV/m)		Polarization
	AV	PEAK		AV	PEAK	AV	PEAK	AV	PEAK	
2462.032	95.34	101.29	-7.35	87.99	93.94	-	-	-	-	Vertical
2483.500	39.80	45.72	-7.37	32.43	38.35	54	74	-21.57	-35.65	Vertical
*4924.051	49.30	55.29	0.34	49.64	55.63	54	74	-4.36	-18.37	Vertical
*7386.079	43.52	49.55	3.39	46.91	52.94	54	74	-7.09	-21.06	Vertical
2462.032	96.01	101.95	-7.35	88.66	94.60	-	-	-	-	Horizontal
2483.500	39.66	45.65	-7.37	32.29	38.28	54	74	-21.71	-35.72	Horizontal
*4924.051	49.58	55.46	0.34	49.92	55.80	54	74	-4.08	-18.20	Horizontal
*7386.079	43.46	49.37	3.39	46.85	52.76	54	74	-7.15	-21.24	Horizontal

Note: 1. Emissions attenuated more than 20 dB below the permissible value are not reported.**2. *: Denotes restricted band of operation.**

Date of Test:	July 13-14, 2011	Temperature:	25°C
EUT:	150M wireless usb adapter	Humidity:	50%
Model No.:	WU106A	Power Supply:	DC 5V
Test Mode:	802.11n Channel High 2412MHz	Test Engineer:	Pei

For 30MHz-1000MHz

Corrected Factor = Antenna Factor + Cable Loss – Amplifier Gain

Frequency (MHz)	Reading (dBμV/m)	Factor Corr. (dB)	Result (dBμV/m)	Limit (dBμV/m)	Margin (dB)	Polarization
	QP		QP	QP	QP	
-	-	-	-	-	-	Vertical
-	-	-	-	-	-	Horizontal

For 1GHz-25GHz

Corrected Factor = Antenna Factor + Cable Loss – Amplifier Gain

Frequency (MHz)	Reading(dBμV/m)		Factor Corr. (dB)	Result(dBμV/m)		Limit(dBμV/m)		Margin(dBμV/m)		Polarization
	AV	PEAK		AV	PEAK	AV	PEAK	AV	PEAK	
2400.000	40.06	45.96	-7.46	32.60	38.50	54	74	-21.40	-35.50	Vertical
2412.036	95.25	101.16	-7.43	87.82	93.73	-	-	-	-	Vertical
*4824.056	50.35	56.24	-0.19	50.16	56.05	54	74	-3.84	-17.95	Vertical
7236.082	43.38	49.29	3.05	46.43	52.34	54	74	-7.57	-21.66	Vertical
2400.000	39.76	45.71	-7.46	32.30	38.25	54	74	-21.70	-35.75	Horizontal
2412.036	96.47	102.36	-7.43	89.04	94.93	-	-	-	-	Horizontal
*4824.056	50.97	56.90	-0.19	50.78	56.71	54	74	-3.22	-17.39	Horizontal
7236.082	44.07	50.03	3.05	47.12	53.08	54	74	-6.88	-20.92	Horizontal

Note: 1. Emissions attenuated more than 20 dB below the permissible value are not reported.**2. *: Denotes restricted band of operation.**

Date of Test:	July 13-14, 2011	Temperature:	25°C
EUT:	150M wireless usb adapter	Humidity:	50%
Model No.:	WU106A	Power Supply:	DC 5V
Test Mode:	802.11n Channel High 2437MHz	Test Engineer:	Pei

For 30MHz-1000MHz

Corrected Factor = Antenna Factor + Cable Loss – Amplifier Gain

Frequency (MHz)	Reading (dBµV/m)	Factor Corr. (dB)	Result (dBµV/m)	Limit (dBµV/m)	Margin (dB)	Polarization
	QP		QP	QP	QP	
-	-	-	-	-	-	Vertical
-	-	-	-	-	-	Horizontal

For 1GHz-25GHz

Corrected Factor = Antenna Factor + Cable Loss – Amplifier Gain

Frequency (MHz)	Reading(dBµV/m)		Factor Corr. (dB)	Result(dBµV/m)		Limit(dBµV/m)		Margin(dBµV/m)		Polarization
	AV	PEAK		AV	PEAK	AV	PEAK	AV	PEAK	
2437.035	95.15	101.07	-7.36	87.79	93.71	-	-	-	-	Vertical
*4874.055	50.00	55.91	0.09	50.09	56.00	54	74	-3.91	18.00	Vertical
*7311.080	43.25	49.14	3.22	46.47	52.36	54	74	-7.53	-21.64	Vertical
2437.035	96.02	101.95	-7.36	88.66	94.59	-	-	-	-	Horizontal
*4874.055	49.90	55.82	0.09	49.99	55.91	54	74	-4.01	-18.092	Horizontal
*7311.080	43.78	49.70	3.22	47.00	52.92	54	74	-7.00	-21.08	Horizontal

- Note: 1. Emissions attenuated more than 20 dB below the permissible value are not reported.**
2. *: Denotes restricted band of operation.

Date of Test:	July 13-14, 2011	Temperature:	25°C
EUT:	150M wireless usb adapter	Humidity:	50%
Model No.:	WU106A	Power Supply:	DC 5V
Test Mode:	802.11n Channel High 2462MHz	Test Engineer:	Pei

For 30MHz-1000MHz

Corrected Factor = Antenna Factor + Cable Loss – Amplifier Gain

Frequency (MHz)	Reading (dBμV/m)	Factor Corr. (dB)	Result (dBμV/m)	Limit (dBμV/m)	Margin (dB)	Polarization
	QP		QP	QP	QP	
-	-	-	-	-	-	Vertical
-	-	-	-	-	-	Horizontal

For 1GHz-25GHz

Corrected Factor = Antenna Factor + Cable Loss – Amplifier Gain

Frequency (MHz)	Reading(dBμV/m)		Factor Corr. (dB)	Result(dBμV/m)		Limit(dBμV/m)		Margin(dBμV/m)		Polarization
	AV	PEAK		AV	PEAK	AV	PEAK	AV	PEAK	
2462.034	95.03	100.96	-7.35	87.68	93.61	-	-	-	-	Vertical
2483.500	39.81	45.72	-7.37	32.44	38.35	54	74	-21.56	-35.65	Vertical
*4924.054	49.53	55.42	0.34	49.87	55.76	54	74	-4.13	-18.24	Vertical
*7386.079	42.77	48.69	3.39	46.16	52.08	54	74	-7.84	-21.92	Vertical
2462.034	96.11	102.10	-7.35	88.76	94.75	-	-	-	-	Horizontal
2483.500	39.93	45.89	-7.37	32.56	38.52	54	74	-21.44	-35.48	Horizontal
*4924.054	50.13	56.16	0.34	50.47	56.50	54	74	-3.53	-17.50	Horizontal
*7386.079	43.83	49.80	3.34	47.17	53.14	54	74	-6.83	-20.86	Horizontal

Note: 1. Emissions attenuated more than 20 dB below the permissible value are not reported.**2. *: Denotes restricted band of operation.**



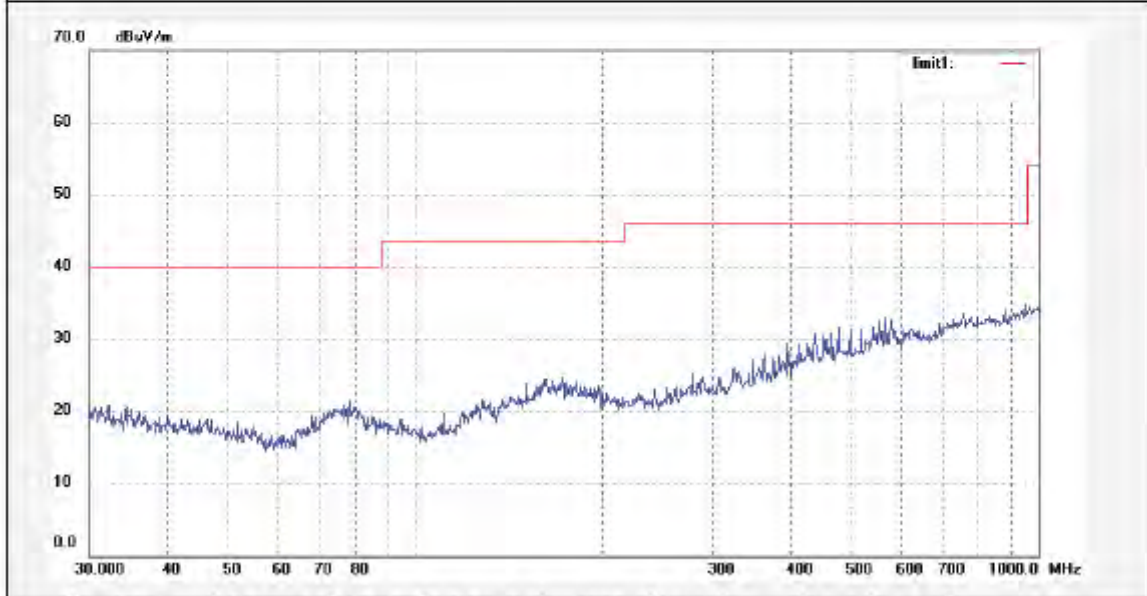
ACCURATE TECHNOLOGY CO., LTD.

F1,Bldg,A,Changyuan New Material Port Keyuan Rd,
Science & Industry Park,Nanshan Shenzhen,P.R.China

Site: 966 chamber
Tel:+86-0755-26503290
Fax:+86-0755-26503396

Job No.: RTTE #5868	Polarization: Horizontal
Standard: FCC Class B 3M Radiated	Power Source: DC 5V
Test item: Radiation Test	Date: 2011/07/13
Temp.(C)/Hum.(%) 25 C / 50 %	Time: 15:01:24
EUT: 150M wireless usb adapter	Engineer Signature: PEI
Mode: TX Channel 1 (802.11b)	Distance: 3m
Model: WU106A	
Manufacturer: HAOLIYUAN (SHENZHEN) ELECTRONICS CO.,LTD	

Note:



No.	Freq. (MHz)	Reading (dBuV/m)	Factor (dB)	Result (dBuV/m)	Limit (dBuV/m)	Margin (dB)	Detector	Height (cm)	Degree (deg.)	Remark



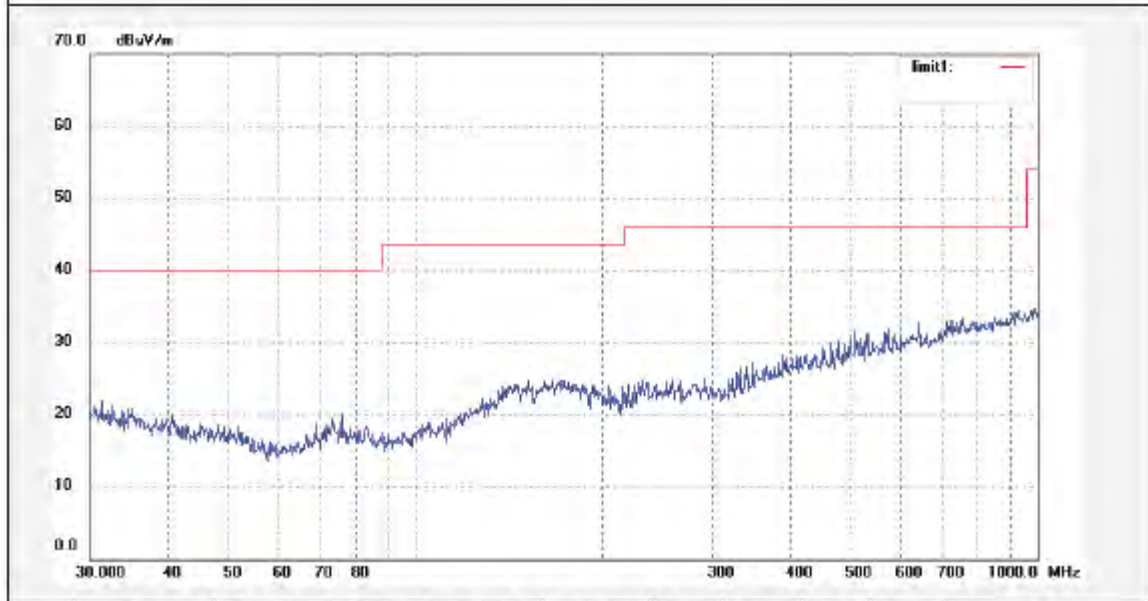
ACCURATE TECHNOLOGY CO., LTD.

F1,Bldg,A,Changyuan New Material Port Keyuan Rd,
Science & Industry Park,Nanshan Shenzhen,P.R.China

Site: 966 chamber
Tel:+86-0755-26503290
Fax:+86-0755-26503396

Job No.: RTTE #5869	Polarization: Vertical
Standard: FCC Class B 3M Radiated	Power Source: DC 5V
Test item: Radiation Test	Date: 2011/07/13
Temp.(C)/Hum.(%) 25 C / 50 %	Time: 15:05:27
EUT: 150M wireless usb adapter	Engineer Signature: Joe
Mode: TX Channel 1 (802.11b)	Distance: 3m
Model: WU106A	
Manufacturer: HAOLIYUAN (SHENZHEN) ELECTRONICS CO.,LTD	

Note:



No.	Freq. (MHz)	Reading (dBuV/m)	Factor (dB)	Result (dBuV/m)	Limit (dBuV/m)	Margin (dB)	Detector	Height (cm)	Degree (deg.)	Remark
-----	-------------	------------------	-------------	-----------------	----------------	-------------	----------	-------------	---------------	--------



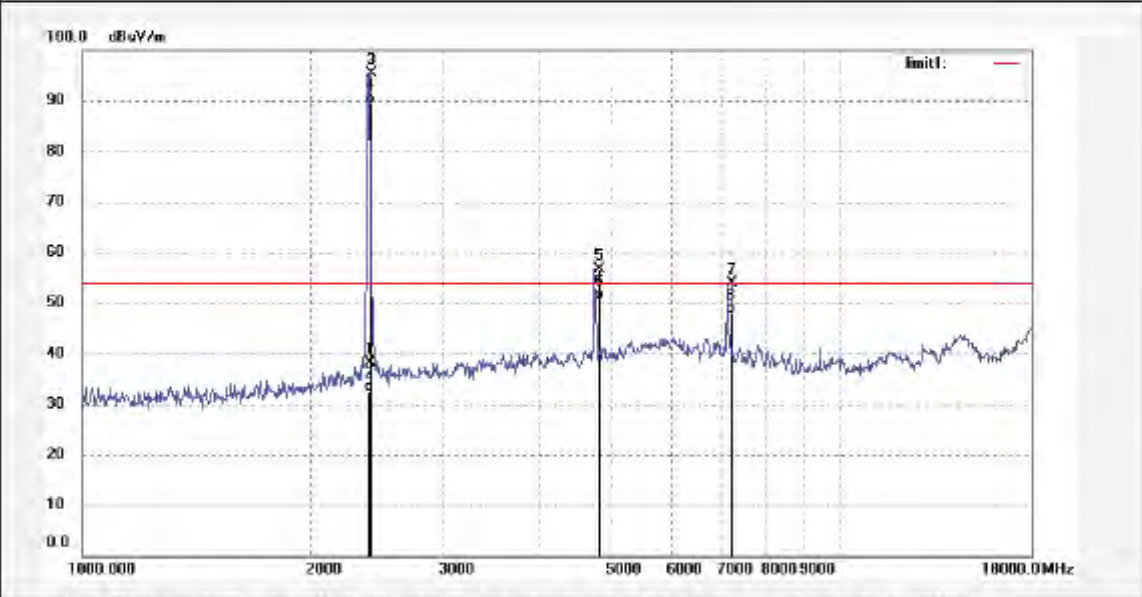
ACCURATE TECHNOLOGY CO., LTD.

F1,Bldg,A,Changyuan New Material Port Keyuan Rd,
Science & Industry Park,Nanshan Shenzhen,P.R.China

Site: 966 chamber
Tel:+86-0755-26503290
Fax:+86-0755-26503396

Job No.: RTTE #5887	Polarization: Horizontal
Standard: FCC Class B 3M Radiated	Power Source: DC 5V
Test item: Radiation Test	Date: 2011/07/14
Temp.(C)/Hum.(%) 25 C / 50 %	Time: 9:12:38
EUT: 150M wireless usb adapter	Engineer Signature: Joe
Mode: TX Channel 1 (802.11b)	Distance: 3m
Model: WU106A	
Manufacturer: HAOLIYUAN (SHENZHEN) ELECTRONICS CO.,LTD	

Note:



No.	Freq. (MHz)	Reading (dBuV/m)	Factor (dB)	Result (dBuV/m)	Limit (dBuV/m)	Margin (dB)	Detector	Height (cm)	Degree (deg.)	Remark
1	2400.000	45.65	-7.46	38.19	74.00	-35.81	peak			
2	2400.000	39.73	-7.46	32.27	54.00	-21.73	AVG			
3	2412.030	102.86	-7.43	95.43	-	-	peak			
4	2412.030	96.92	-7.43	89.49	-	-	AVG			
5	4824.052	56.84	-0.19	56.65	74.00	-17.35	peak			
6	4824.052	50.87	-0.19	50.68	54.00	-3.32	AVG			
7	7236.076	50.92	3.05	53.97	74.00	-20.03	peak			
8	7236.076	44.90	3.05	47.95	54.00	-6.05	AVG			

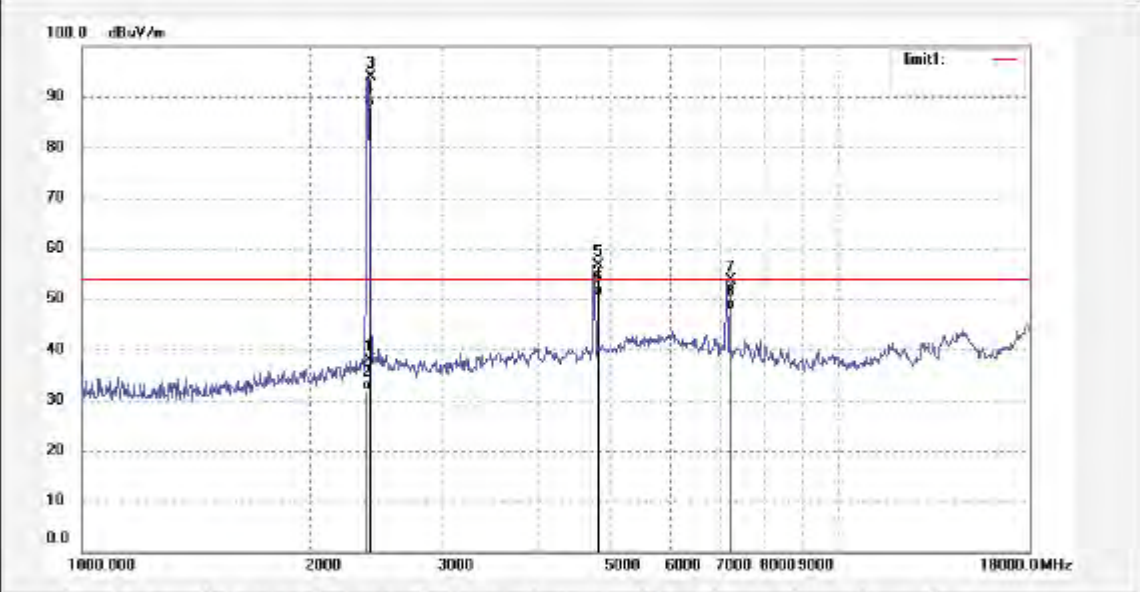


ACCURATE TECHNOLOGY CO., LTD.
 F1,Bldg,A,Changyuan New Material Port Keyuan Rd,
 Science & Industry Park,Nanshan Shenzhen,P.R.China

Site: 966 chamber
 Tel:+86-0755-26503290
 Fax:+86-0755-26503396

Job No.: RTTE #5886	Polarization: Vertical
Standard: FCC Class B 3M Radiated	Power Source: DC 5V
Test item: Radiation Test	Date: 2011/07/14
Temp.(C)/Hum.(%) 25 C / 50 %	Time: 9:08:11
EUT: 150M wireless usb adapter	Engineer Signature: Joe
Mode: TX Channel 1 (802.11b)	Distance: 3m
Model: WU106A	
Manufacturer: HAOLIYUAN (SHENZHEN) ELECTRONICS CO.,LTD	

Note:



No.	Freq. (MHz)	Reading (dBuV/m)	Factor (dB)	Result (dBuV/m)	Limit (dBuV/m)	Margin (dB)	Detector	Height (cm)	Degree (deg.)	Remark
1	2400.000	45.26	-7.46	37.80	74.00	-36.20	peak			
2	2400.000	39.38	-7.46	31.92	54.00	-22.08	AVG			
3	2412.030	101.21	-7.43	93.78	-	-	peak			
4	2412.030	95.28	-7.43	87.85	-	-	AVG			
5	4824.052	56.81	-0.19	56.62	74.00	-17.38	peak			
6	4824.052	50.89	-0.19	50.70	54.00	-3.30	AVG			
7	7236.076	50.66	3.05	53.71	74.00	-20.29	peak			
8	7236.076	44.73	3.05	47.78	54.00	-6.22	AVG			

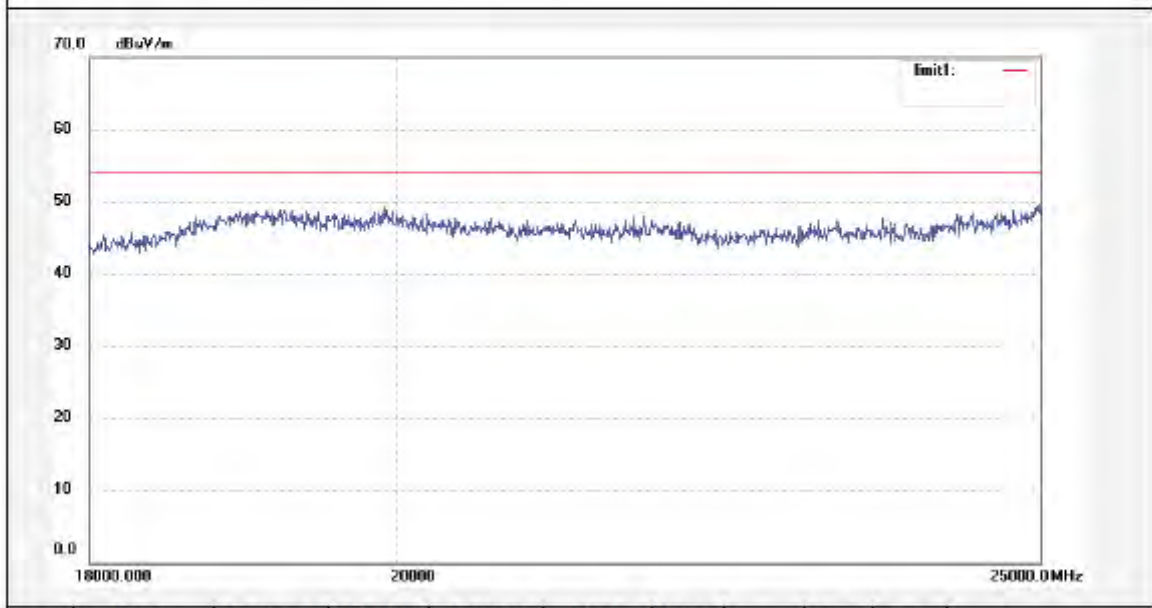


ACCURATE TECHNOLOGY CO., LTD.
 F1,Bldg,A,Changyuan New Material Port Keyuan Rd,
 Science & Industry Park,Nanshan Shenzhen,P.R.China

Site: 966 chamber
 Tel:+86-0755-26503290
 Fax:+86-0755-26503396

Job No.: RTTE #5904	Polarization: Horizontal
Standard: FCC Class B 3M Radiated	Power Source: DC 5V
Test item: Radiation Test	Date: 2011/07/14
Temp.(C)/Hum.(%) 25 C / 50 %	Time: 10:49:50
EUT: 150M wireless usb adapter	Engineer Signature: Joe
Mode: TX Channel 1 (802.11b)	Distance: 3m
Model: WU106A	
Manufacturer: HAOLIYUAN (SHENZHEN) ELECTRONICS CO.,LTD	

Note:



No.	Freq. (MHz)	Reading (dBuV/m)	Factor (dB)	Result (dBuV/m)	Limit (dBuV/m)	Margin (dB)	Detector	Height (cm)	Degree (deg.)	Remark
-----	-------------	------------------	-------------	-----------------	----------------	-------------	----------	-------------	---------------	--------

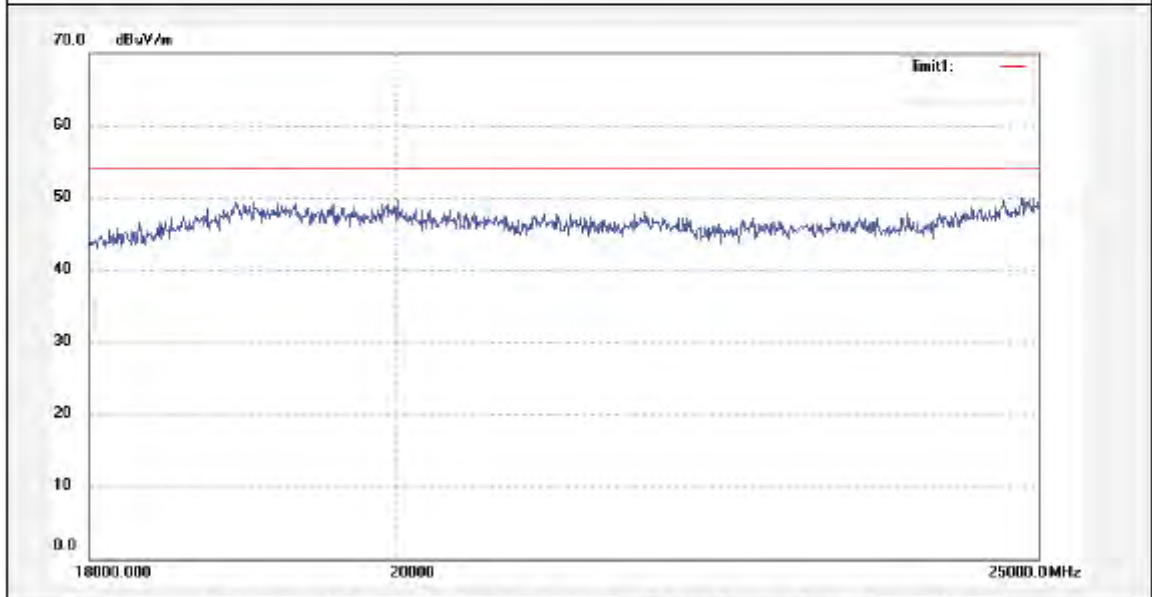


ACCURATE TECHNOLOGY CO., LTD.
 F1,Bldg,A,Changyuan New Material Port Keyuan Rd,
 Science & Industry Park,Nanshan Shenzhen,P.R.China

Site: 966 chamber
 Tel:+86-0755-26503290
 Fax:+86-0755-26503396

Job No.: RTTE #5905	Polarization: Vertical
Standard: FCC Class B 3M Radiated	Power Source: DC 5V
Test item: Radiation Test	Date: 2011/07/14
Temp.(C)/Hum.(%) 25 C / 50 %	Time: 10:54:16
EUT: 150M wireless usb adapter	Engineer Signature: Joe
Mode: TX Channel 1 (802.11b)	Distance: 3m
Model: WU106A	
Manufacturer: HAOLIYUAN (SHENZHEN) ELECTRONICS CO.,LTD	

Note:



No.	Freq. (MHz)	Reading (dBuV/m)	Factor (dB)	Result (dBuV/m)	Limit (dBuV/m)	Margin (dB)	Detector	Height (cm)	Degree (deg.)	Remark
-----	-------------	------------------	-------------	-----------------	----------------	-------------	----------	-------------	---------------	--------

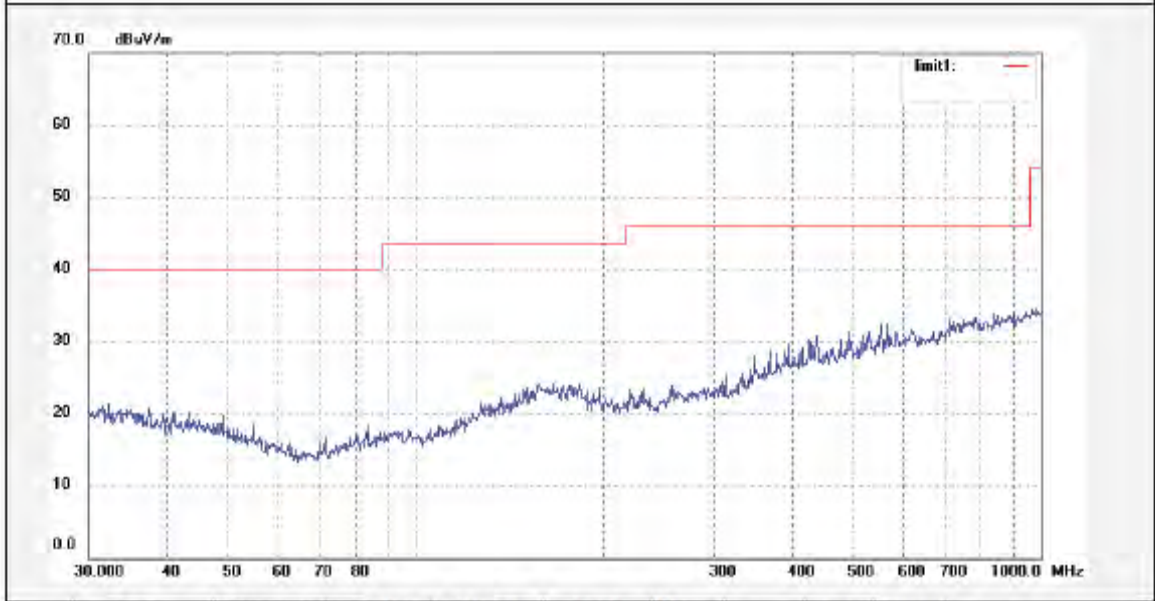


ACCURATE TECHNOLOGY CO., LTD.
 F1,Bldg,A,Changyuan New Material Port Keyuan Rd,
 Science & Industry Park,Nanshan Shenzhen,P.R.China

Site: 966 chamber
 Tel:+86-0755-26503290
 Fax:+86-0755-26503396

Job No.: RTTE #5871	Polarization: Horizontal
Standard: FCC Class B 3M Radiated	Power Source: DC 5V
Test item: Radiation Test	Date: 2011/07/13
Temp.(C)/Hum.(%) 25 C / 50 %	Time: 15:14:30
EUT: 150M wireless usb adapter	Engineer Signature: Joe
Mode: TX Channel 6 (802.11b)	Distance: 3m
Model: WU106A	
Manufacturer: HAOLIYUAN (SHENZHEN) ELECTRONICS CO.,LTD	

Note:



No.	Freq. (MHz)	Reading (dBuV/m)	Factor (dB)	Result (dBuV/m)	Limit (dBuV/m)	Margin (dB)	Detector	Height (cm)	Degree (deg.)	Remark
-----	-------------	------------------	-------------	-----------------	----------------	-------------	----------	-------------	---------------	--------



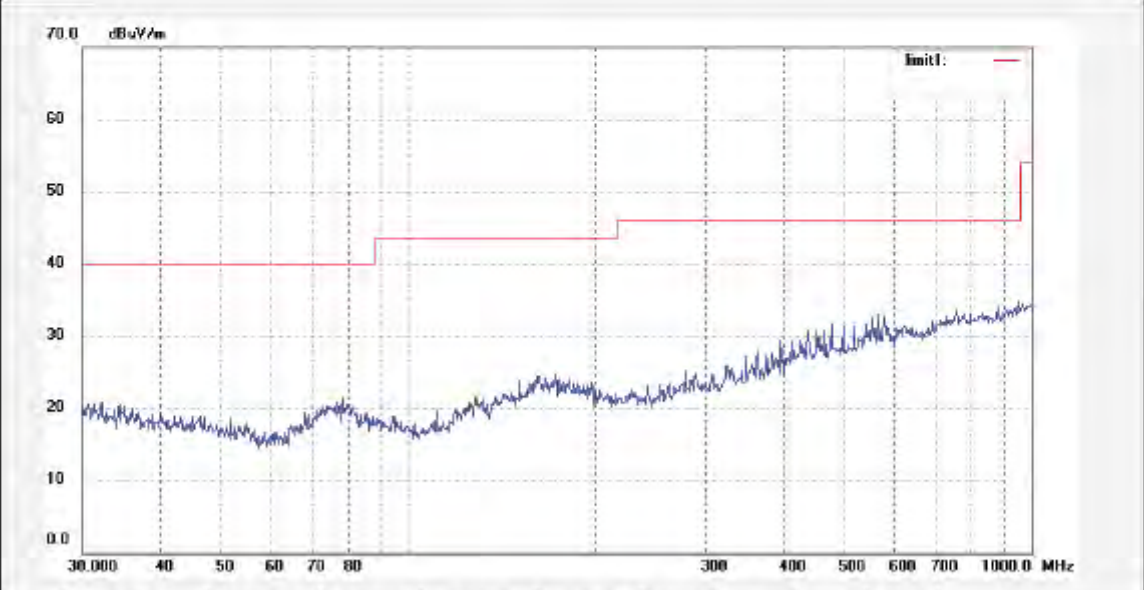
ACCURATE TECHNOLOGY CO., LTD.

F1,Bldg,A,Changyuan New Material Port Keyuan Rd,
Science & Industry Park,Nanshan Shenzhen,P.R.China

Site: 966 chamber
Tel:+86-0755-26503290
Fax:+86-0755-26503396

Job No.: RTTE #5868	Polarization: Vertical
Standard: FCC Class B 3M Radiated	Power Source: DC 5V
Test item: Radiation Test	Date: 2011/07/13
Temp.(C)/Hum.(%) 25 C / 50 %	Time: 15:01:24
EUT: 150M wireless usb adapter	Engineer Signature: Joe
Mode: TX Channel 6 (802.11b)	Distance: 3m
Model: WU106A	
Manufacturer: HAOLIYUAN (SHENZHEN) ELECTRONICS CO.,LTD	

Note:



No.	Freq. (MHz)	Reading (dBuV/m)	Factor (dB)	Result (dBuV/m)	Limit (dBuV/m)	Margin (dB)	Detector	Height (cm)	Degree (deg.)	Remark
-----	-------------	------------------	-------------	-----------------	----------------	-------------	----------	-------------	---------------	--------



ACCURATE TECHNOLOGY CO., LTD.

F1,Bldg,A,Changyuan New Material Port Keyuan Rd,
Science & Industry Park,Nanshan Shenzhen,P.R.China

Site: 966 chamber
Tel:+86-0755-26503290
Fax:+86-0755-26503396

Job No.: RTTE #5888

Standard: FCC Class B 3M Radiated

Test item: Radiation Test

Temp.(C)/Hum.(%) 25 C / 50 %

EUT: 150M wireless usb adapter

Mode: TX Channel 6 (802.11b)

Model: WU106A

Manufacturer: HAOLIYUAN (SHENZHEN) ELECTRONICS CO.,LTD

Polarization: Horizontal

Power Source: DC 5V

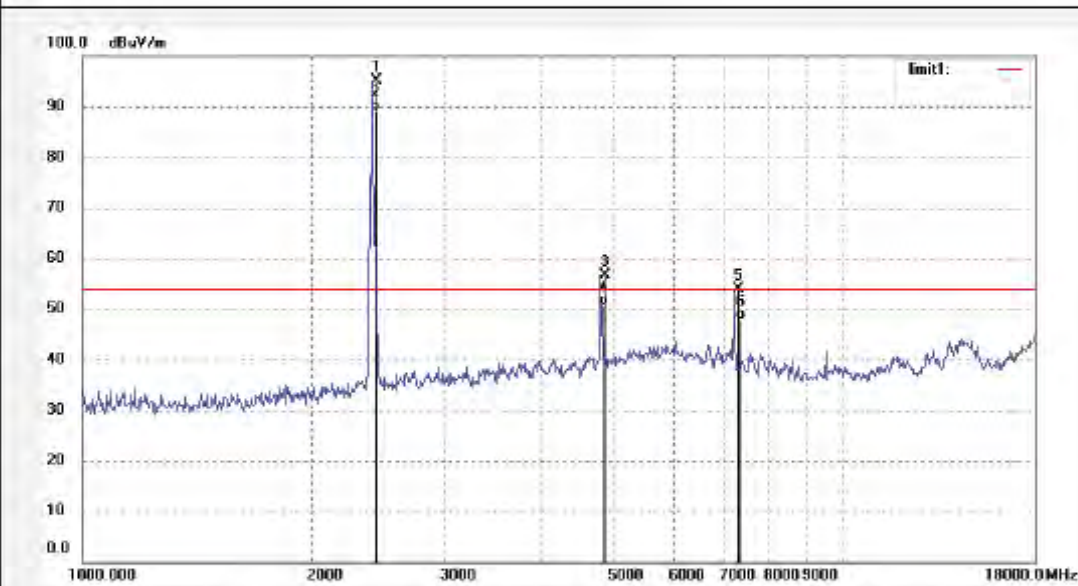
Date: 2011/07/14

Time: 9:17:41

Engineer Signature: Joe

Distance: 3m

Note:



No.	Freq. (MHz)	Reading (dBuV/m)	Factor (dB)	Result (dBuV/m)	Limit (dBuV/m)	Margin (dB)	Detector	Height (cm)	Degree (deg.)	Remark
1	2437.032	102.53	-7.36	95.17	-	-	peak			
2	2437.032	96.60	-7.36	89.24	-	-	AVG			
3	4874.053	56.55	0.09	56.64	74.00	-17.36	peak			
4	4874.053	50.56	0.09	50.65	54.00	-3.35	AVG			
5	7311.078	50.66	3.22	53.88	74.00	-20.12	peak			
6	7311.078	44.72	3.22	47.94	54.00	-6.06	AVG			



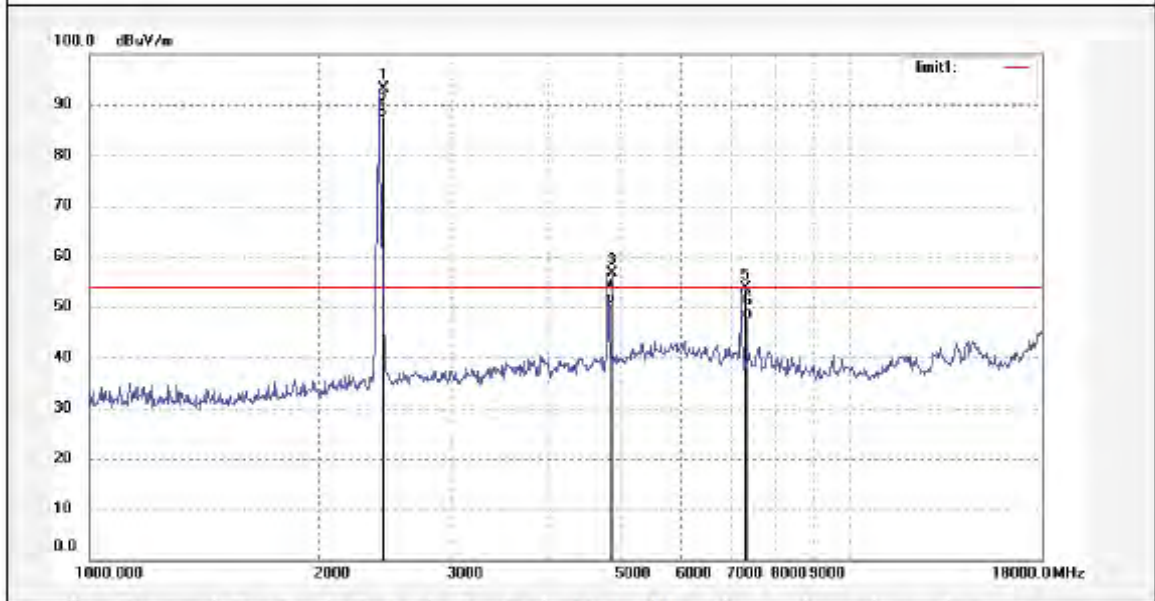
ACCURATE TECHNOLOGY CO., LTD.

F1,Bldg,A,Changyuan New Material Port Keyuan Rd,
Science & Industry Park,Nanshan Shenzhen,P.R.China

Site: 966 chamber
Tel:+86-0755-26503290
Fax:+86-0755-26503396

Job No.: RTTE #5889	Polarization: Vertical
Standard: FCC Class B 3M Radiated	Power Source: DC 5V
Test item: Radiation Test	Date: 2011/07/14
Temp.(C)/Hum.(%) 25 C / 50 %	Time: 9:21:58
EUT: 150M wireless usb adapter	Engineer Signature: Joe
Mode: TX Channel 6 (802.11b)	Distance: 3m
Model: WU106A	
Manufacturer: HAOLIYUAN (SHENZHEN) ELECTRONICS CO.,LTD	

Note:



No.	Freq. (MHz)	Reading (dBuV/m)	Factor (dB)	Result (dBuV/m)	Limit (dBuV/m)	Margin (dB)	Detector	Height (cm)	Degree (deg.)	Remark
1	2437.032	100.54	-7.36	93.18	-	-	peak			
2	2437.032	94.68	-7.36	87.32	-	-	AVG			
3	4874.053	56.47	0.09	56.56	74.00	-17.44	peak			
4	4874.053	50.56	0.09	50.65	54.00	-3.35	AVG			
5	7311.078	50.41	3.22	53.63	74.00	-20.37	peak			
6	7311.078	44.49	3.22	47.71	54.00	-6.29	AVG			



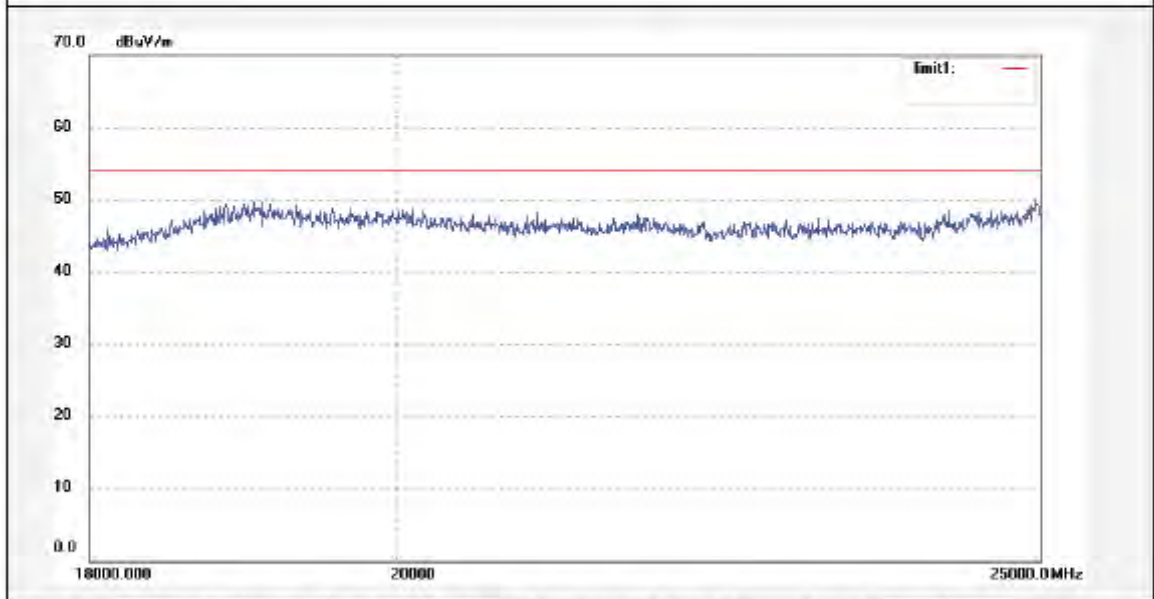
ACCURATE TECHNOLOGY CO., LTD.

F1,Bldg,A,Changyuan New Material Port Keyuan Rd,
Science & Industry Park,Nanshan Shenzhen,P.R.China

Site: 966 chamber
Tel:+86-0755-26503290
Fax:+86-0755-26503396

Job No.: RTTE #5907	Polarization: Horizontal
Standard: FCC Class B 3M Radiated	Power Source: DC 5V
Test item: Radiation Test	Date: 2011/07/14
Temp.(C)/Hum.(%) 25 C / 50 %	Time: 11:03:54
EUT: 150M wireless usb adapter	Engineer Signature: Joe
Mode: TX Channel 6 (802.11b)	Distance: 3m
Model: WU106A	
Manufacturer: HAOLIYUAN (SHENZHEN) ELECTRONICS CO.,LTD	

Note:



No.	Freq. (MHz)	Reading (dBuV/m)	Factor (dB)	Result (dBuV/m)	Limit (dBuV/m)	Margin (dB)	Detector	Height (cm)	Degree (deg.)	Remark
-----	-------------	------------------	-------------	-----------------	----------------	-------------	----------	-------------	---------------	--------



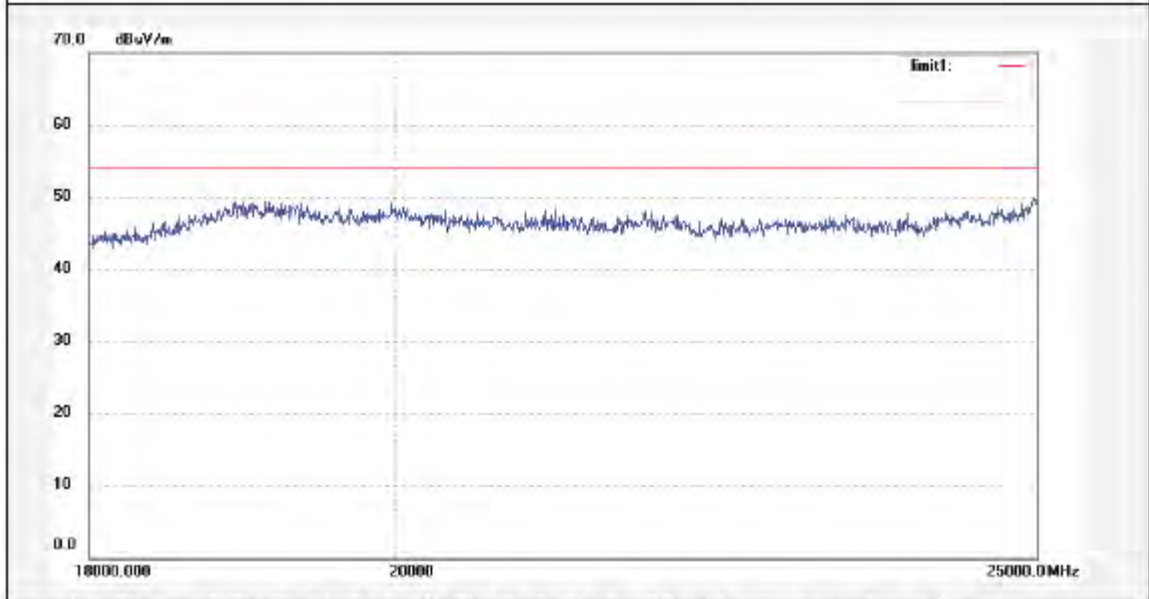
ACCURATE TECHNOLOGY CO., LTD.

F1,Bldg,A,Changyuan New Material Port Keyuan Rd,
Science & Industry Park,Nanshan Shenzhen,P.R.China

Site: 966 chamber
Tel:+86-0755-26503290
Fax:+86-0755-26503396

Job No.: RTTE #5906	Polarization: Vertical
Standard: FCC Class B 3M Radiated	Power Source: DC 5V
Test item: Radiation Test	Date: 2011/07/14
Temp.(C)/Hum.(%) 25 C / 50 %	Time: 10:59:30
EUT: 150M wireless usb adapter	Engineer Signature: Joe
Mode: TX Channel 6 (802.11b)	Distance: 3m
Model: WU106A	
Manufacturer: HAOLIYUAN (SHENZHEN) ELECTRONICS CO.,LTD	

Note:



No.	Freq. (MHz)	Reading (dBuV/m)	Factor (dB)	Result (dBuV/m)	Limit (dBuV/m)	Margin (dB)	Detector	Height (cm)	Degree (deg.)	Remark
-----	-------------	------------------	-------------	-----------------	----------------	-------------	----------	-------------	---------------	--------



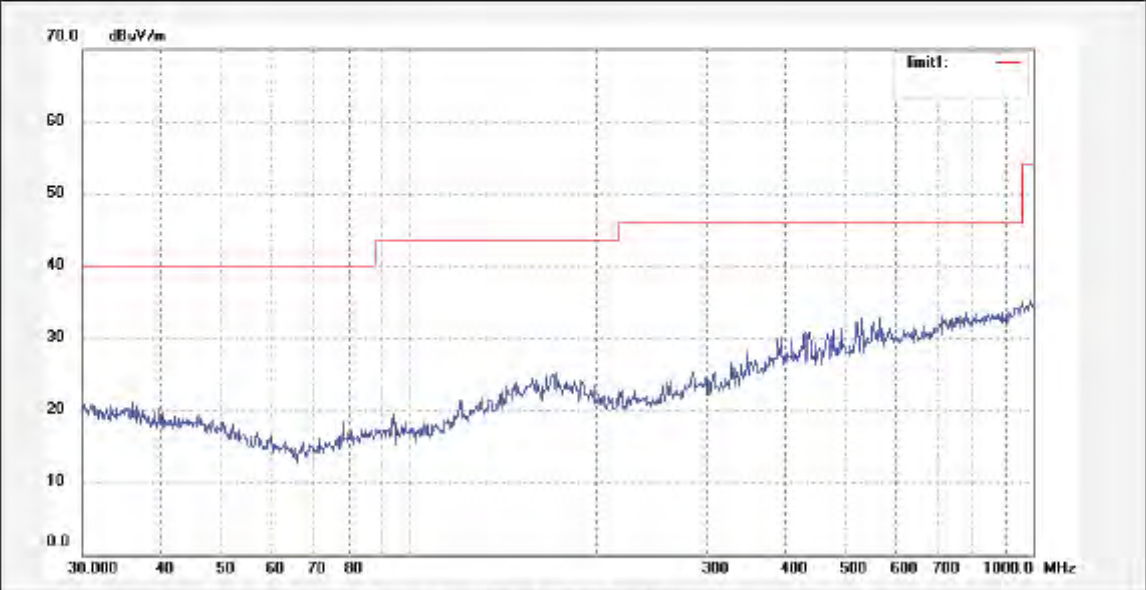
ACCURATE TECHNOLOGY CO., LTD.

F1,Bldg,A,Changyuan New Material Port Keyuan Rd,
Science & Industry Park,Nanshan Shenzhen,P.R.China

Site: 966 chamber
Tel:+86-0755-26503290
Fax:+86-0755-26503396

Job No.: RTTE #5872	Polarization: Horizontal
Standard: FCC Class B 3M Radiated	Power Source: DC 5V
Test item: Radiation Test	Date: 2011/07/13
Temp.(C)/Hum.(%) 25 C / 50 %	Time: 15:19:41
EUT: 150M wireless usb adapter	Engineer Signature: Joe
Mode: TX Channel 11 (802.11b)	Distance: 3m
Model: WU106A	
Manufacturer: HAOLIYUAN (SHENZHEN) ELECTRONICS CO.,LTD	

Note:



No.	Freq. (MHz)	Reading (dBuV/m)	Factor (dB)	Result (dBuV/m)	Limit (dBuV/m)	Margin (dB)	Detector	Height (cm)	Degree (deg.)	Remark
-----	-------------	------------------	-------------	-----------------	----------------	-------------	----------	-------------	---------------	--------



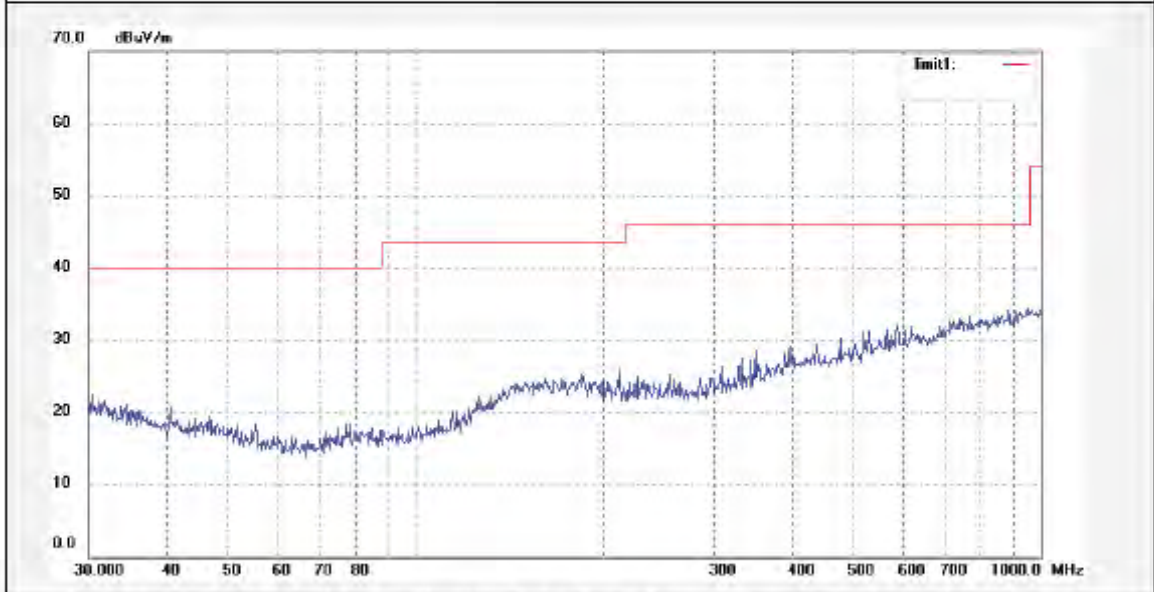
ACCURATE TECHNOLOGY CO., LTD.

F1,Bldg,A,Changyuan New Material Port Keyuan Rd,
Science & Industry Park,Nanshan Shenzhen,P.R.China

Site: 966 chamber
Tel:+86-0755-26503290
Fax:+86-0755-26503396

Job No.: RTTE #5873	Polarization: Vertical
Standard: FCC Class B 3M Radiated	Power Source: DC 5V
Test item: Radiation Test	Date: 2011/07/13
Temp.(C)/Hum.(%) 25 C / 50 %	Time: 15:23:50
EUT: 150M wireless usb adapter	Engineer Signature: Joe
Mode: TX Channel 11 (802.11b)	Distance: 3m
Model: WU106A	
Manufacturer: HAOLIYUAN (SHENZHEN) ELECTRONICS CO.,LTD	

Note:



No.	Freq. (MHz)	Reading (dBuV/m)	Factor (dB)	Result (dBuV/m)	Limit (dBuV/m)	Margin (dB)	Detector	Height (cm)	Degree (deg.)	Remark
-----	-------------	------------------	-------------	-----------------	----------------	-------------	----------	-------------	---------------	--------



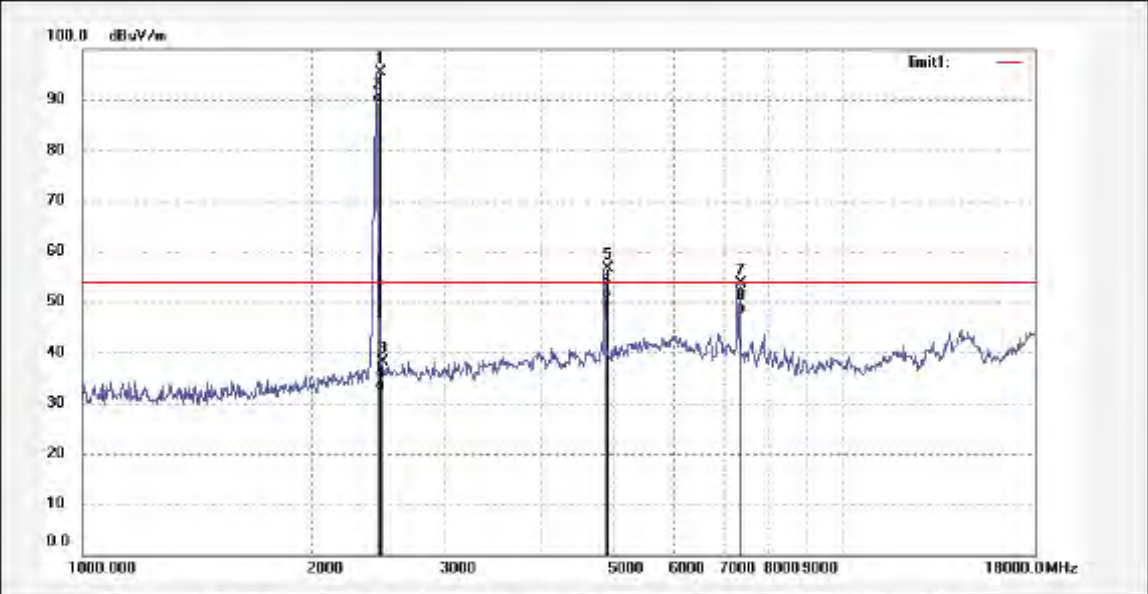
ACCURATE TECHNOLOGY CO., LTD.

F1,Bldg,A,Changyuan New Material Port Keyuan Rd,
Science & Industry Park,Nanshan Shenzhen,P.R.China

Site: 966 chamber
Tel:+86-0755-26503290
Fax:+86-0755-26503396

Job No.: RTTE #5891	Polarization: Horizontal
Standard: FCC Class B 3M Radiated	Power Source: DC 5V
Test item: Radiation Test	Date: 2011/07/14
Temp.(C)/Hum.(%) 25 C / 50 %	Time: 9:31209
EUT: 150M wireless usb adapter	Engineer Signature: Joe
Mode: TX Channel 11 (802.11b)	Distance: 3m
Model: WU106A	
Manufacturer: HAOLIYUAN (SHENZHEN) ELECTRONICS CO.,LTD	

Note:



No.	Freq. (MHz)	Reading (dBuV/m)	Factor (dB)	Result (dBuV/m)	Limit (dBuV/m)	Margin (dB)	Detector	Height (cm)	Degree (deg.)	Remark
1	2462.029	102.74	-7.35	95.39	-	-	peak			
2	2462.029	96.77	-7.35	89.42	-	-	AVG			
3	2483.500	45.55	-7.37	38.18	74.00	-35.82	peak			
4	2483.500	39.66	-7.37	32.29	54.00	-21.71	AVG			
5	4924.050	56.37	0.34	56.71	74.00	-17.29	peak			
6	4924.050	50.40	0.34	50.74	54.00	-3.26	AVG			
7	7386.077	50.22	3.39	53.61	74.00	-20.39	peak			
8	7386.077	44.28	3.39	47.67	54.00	-6.33	AVG			



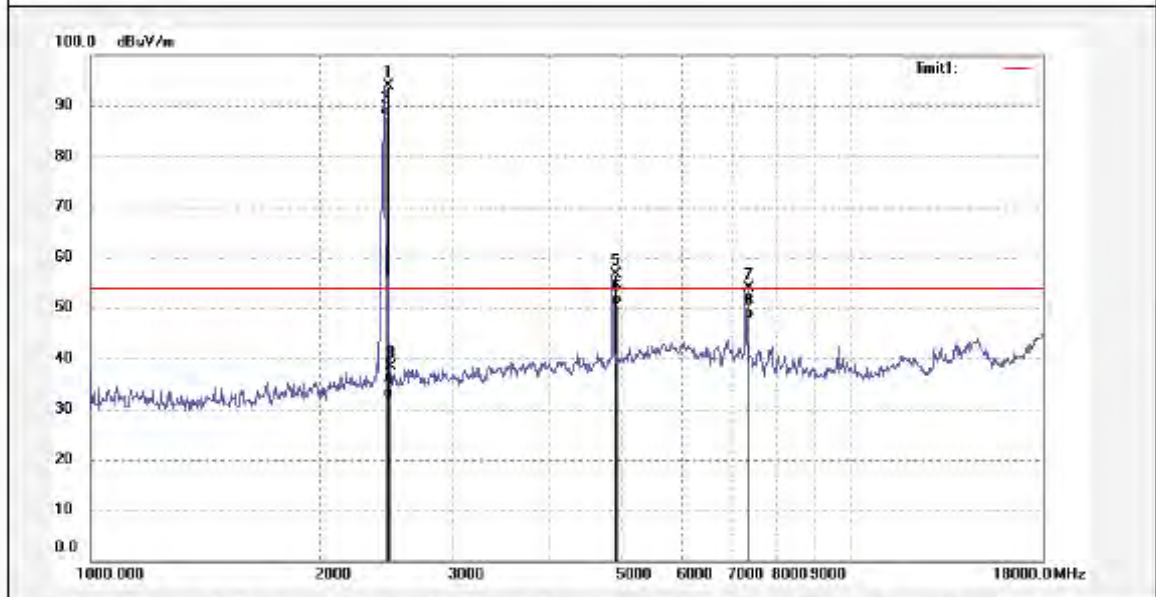
ACCURATE TECHNOLOGY CO., LTD.

F1,Bldg,A,Changyuan New Material Port Keyuan Rd,
Science & Industry Park,Nanshan Shenzhen,P.R.China

Site: 966 chamber
Tel:+86-0755-26503290
Fax:+86-0755-26503396

Job No.: RTTE #5890	Polarization: Vertical
Standard: FCC Class B 3M Radiated	Power Source: DC 5V
Test item: Radiation Test	Date: 2011/07/14
Temp.(C)/Hum.(%) 25 C / 50 %	Time: 9:27:02
EUT: 150M wireless usb adapter	Engineer Signature: Joe
Mode: TX Channel 11 (802.11b)	Distance: 3m
Model: WU106A	
Manufacturer: HAOLIYUAN (SHENZHEN) ELECTRONICS CO.,LTD	

Note:



No.	Freq. (MHz)	Reading (dBuV/m)	Factor (dB)	Result (dBuV/m)	Limit (dBuV/m)	Margin (dB)	Detector	Height (cm)	Degree (deg.)	Remark
1	2462.029	101.29	-7.35	93.94	-	-	peak			
2	2462.029	95.33	-7.35	87.98	-	-	AVG			
3	2483.500	45.63	-7.37	38.26	74.00	-35.74	peak			
4	2483.500	39.60	-7.37	32.23	54.00	-21.77	AVG			
5	4924.050	56.29	0.34	56.63	74.00	-17.37	peak			
6	4924.050	50.38	0.34	50.72	54.00	-3.28	AVG			
7	7386.077	50.44	3.39	53.83	74.00	-20.17	peak			
8	7386.077	44.54	3.39	47.93	54.00	-6.07	AVG			



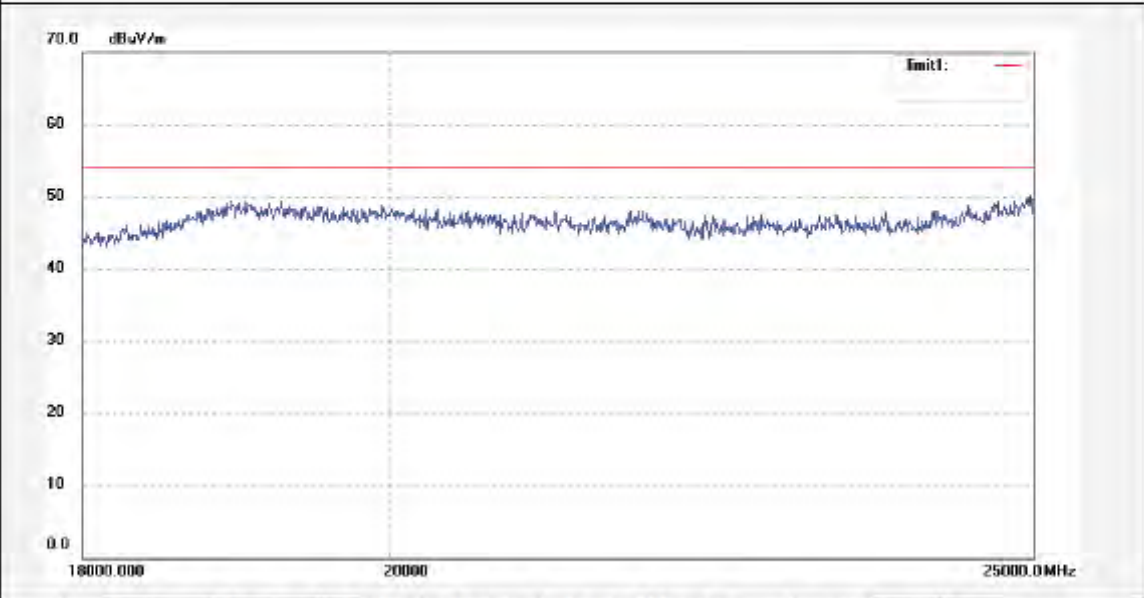
ACCURATE TECHNOLOGY CO., LTD.

F1,Bldg,A,Changyuan New Material Port Keyuan Rd,
Science & Industry Park,Nanshan Shenzhen,P.R.China

Site: 966 chamber
Tel:+86-0755-26503290
Fax:+86-0755-26503396

Job No.: RTTE #5908	Polarization: Horizontal
Standard: FCC Class B 3M Radiated	Power Source: DC 5V
Test item: Radiation Test	Date: 2011/07/14
Temp.(C)/Hum.(%) 25 C / 50 %	Time: 11:09:25
EUT: 150M wireless usb adapter	Engineer Signature: Joe
Mode: TX Channel 11 (802.11b)	Distance: 3m
Model: WU106A	
Manufacturer: HAOLIYUAN (SHENZHEN) ELECTRONICS CO.,LTD	

Note:



No.	Freq. (MHz)	Reading (dBuV/m)	Factor (dB)	Result (dBuV/m)	Limit (dBuV/m)	Margin (dB)	Detector	Height (cm)	Degree (deg.)	Remark
-----	-------------	------------------	-------------	-----------------	----------------	-------------	----------	-------------	---------------	--------



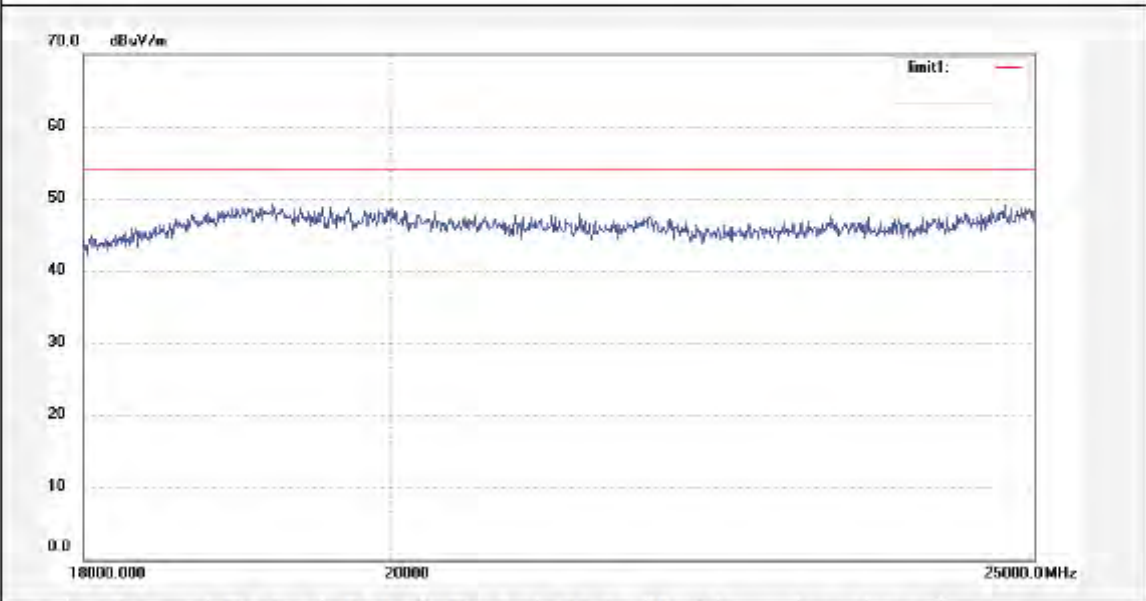
ACCURATE TECHNOLOGY CO., LTD.

F1,Bldg,A,Changyuan New Material Port Keyuan Rd,
Science & Industry Park,Nanshan Shenzhen,P.R.China

Site: 966 chamber
Tel:+86-0755-26503290
Fax:+86-0755-26503396

Job No.: RTTE #5909	Polarization: Vertical
Standard: FCC Class B 3M Radiated	Power Source: DC 5V
Test item: Radiation Test	Date: 2011/07/14
Temp.(C)/Hum.(%) 25 C / 50 %	Time: 11:13:52
EUT: 150M wireless usb adapter	Engineer Signature: Joe
Mode: TX Channel 11 (802.11b)	Distance: 3m
Model: WU106A	
Manufacturer: HAOLIYUAN (SHENZHEN) ELECTRONICS CO.,LTD	

Note:



No.	Freq. (MHz)	Reading (dBuV/m)	Factor (dB)	Result (dBuV/m)	Limit (dBuV/m)	Margin (dB)	Detector	Height (cm)	Degree (deg.)	Remark
-----	-------------	------------------	-------------	-----------------	----------------	-------------	----------	-------------	---------------	--------



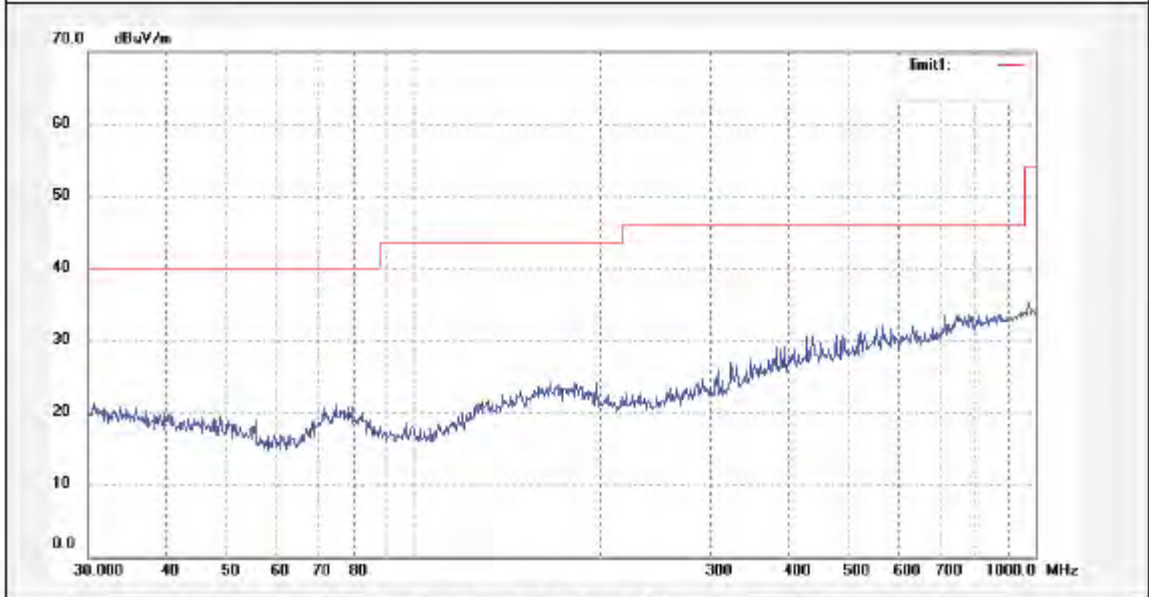
ACCURATE TECHNOLOGY CO., LTD.

F1,Bldg,A,Changyuan New Material Port Keyuan Rd,
Science & Industry Park,Nanshan Shenzhen,P.R.China

Site: 966 chamber
Tel:+86-0755-26503290
Fax:+86-0755-26503396

Job No.: RTTE #5875	Polarization: Horizontal
Standard: FCC Class B 3M Radiated	Power Source: DC 5V
Test item: Radiation Test	Date: 2011/07/13
Temp.(C)/Hum.(%) 25 C / 50 %	Time: 15:34:25
EUT: 150M wireless usb adapter	Engineer Signature: Joe
Mode: TX Channel 1 (802.11g)	Distance: 3m
Model: WU106A	
Manufacturer: HAOLIYUAN (SHENZHEN) ELECTRONICS CO.,LTD	

Note:



No.	Freq. (MHz)	Reading (dBuV/m)	Factor (dB)	Result (dBuV/m)	Limit (dBuV/m)	Margin (dB)	Detector	Height (cm)	Degree (deg.)	Remark
-----	-------------	------------------	-------------	-----------------	----------------	-------------	----------	-------------	---------------	--------



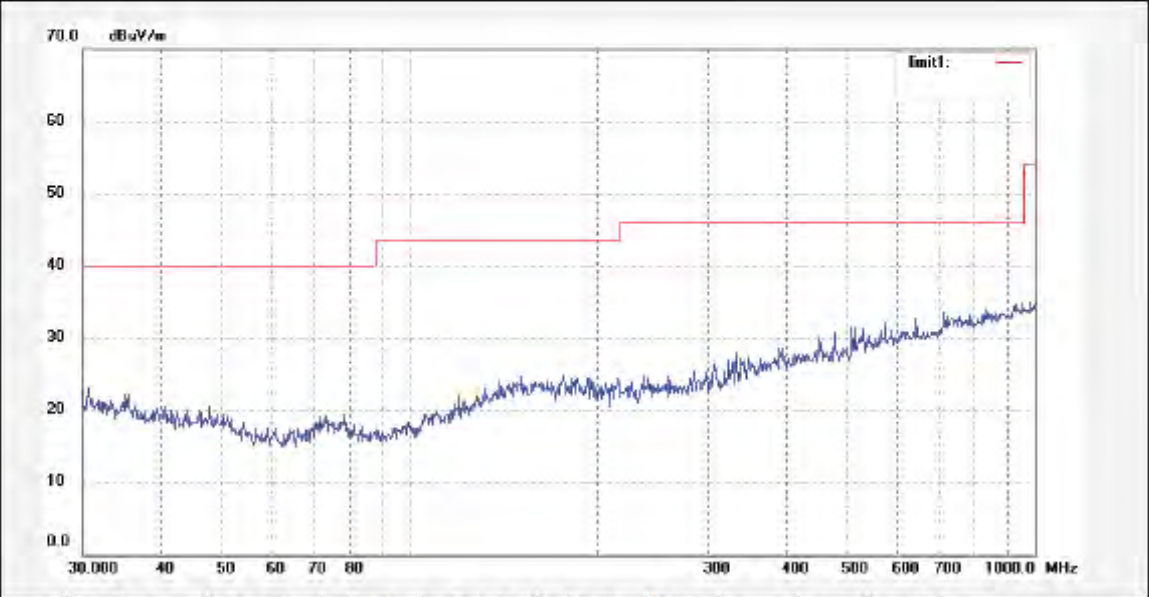
ACCURATE TECHNOLOGY CO., LTD.

F1,Bldg,A,Changyuan New Material Port Keyuan Rd,
Science & Industry Park,Nanshan Shenzhen,P.R.China

Site: 966 chamber
Tel:+86-0755-26503290
Fax:+86-0755-26503396

Job No.: RTTE #5874	Polarization: Vertical
Standard: FCC Class B 3M Radiated	Power Source: DC 5V
Test item: Radiation Test	Date: 2011/07/13
Temp.(C)/Hum.(%) 25 C / 50 %	Time: 15:30:21
EUT: 150M wireless usb adapter	Engineer Signature: Joe
Mode: TX Channel 1 (802.11g)	Distance: 3m
Model: WU106A	
Manufacturer: HAOLIYUAN (SHENZHEN) ELECTRONICS CO.,LTD	

Note:



No.	Freq. (MHz)	Reading (dBuV/m)	Factor (dB)	Result (dBuV/m)	Limit (dBuV/m)	Margin (dB)	Detector	Height (cm)	Degree (deg.)	Remark
-----	-------------	------------------	-------------	-----------------	----------------	-------------	----------	-------------	---------------	--------



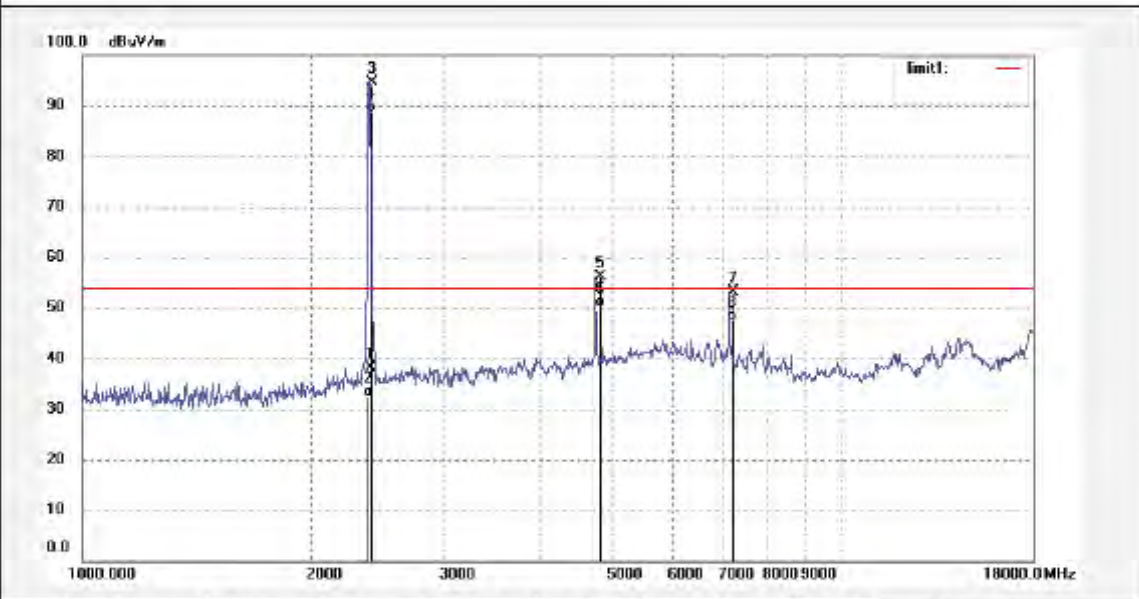
ACCURATE TECHNOLOGY CO., LTD.

F1,Bldg,A,Changyuan New Material Port Keyuan Rd,
Science & Industry Park,Nanshan Shenzhen,P.R.China

Site: 966 chamber
Tel:+86-0755-26503290
Fax:+86-0755-26503396

Job No.: RTTE #5892	Polarization: Horizontal
Standard: FCC Class B 3M Radiated	Power Source: DC 5V
Test item: Radiation Test	Date: 2011/07/14
Temp.(C)/Hum.(%) 25 C / 50 %	Time: 9:40:59
EUT: 150M wireless usb adapter	Engineer Signature: Joe
Mode: TX Channel 1 (802.11g)	Distance: 3m
Model: WU106A	
Manufacturer: HAOLIYUAN (SHENZHEN) ELECTRONICS CO.,LTD	

Note:



No.	Freq. (MHz)	Reading (dBuV/m)	Factor (dB)	Result (dBuV/m)	Limit (dBuV/m)	Margin (dB)	Detector	Height (cm)	Degree (deg.)	Remark
1	2400.000	45.68	-7.46	38.22	74.00	-35.78	peak			
2	2400.000	39.72	-7.46	32.26	54.00	-21.74	AVG			
3	2412.033	102.06	-7.43	94.63	-	-	peak			
4	2412.033	96.09	-7.43	88.66	-	-	AVG			
5	4824.054	56.22	-0.19	56.03	74.00	-17.97	peak			
6	4824.054	50.38	-0.19	50.19	54.00	-3.81	AVG			
7	7236.080	50.15	3.05	53.20	74.00	-20.80	peak			
8	7236.080	44.23	3.05	47.28	54.00	-6.72	AVG			



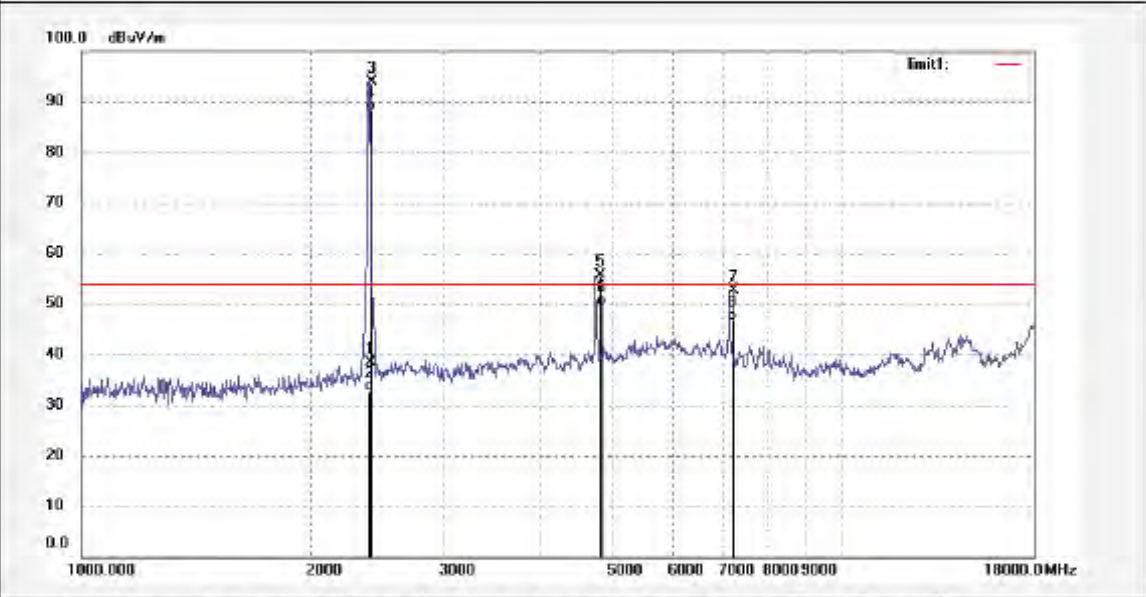
ACCURATE TECHNOLOGY CO., LTD.

F1,Bldg,A,Changyuan New Material Port Keyuan Rd,
Science & Industry Park,Nanshan Shenzhen,P.R.China

Site: 966 chamber
Tel:+86-0755-26503290
Fax:+86-0755-26503396

Job No.: RTTE #5893	Polarization: Vertical
Standard: FCC Class B 3M Radiated	Power Source: DC 5V
Test item: Radiation Test	Date: 2011/07/14
Temp.(C)/Hum.(%) 25 C / 50 %	Time: 9:45:27
EUT: 150M wireless usb adapter	Engineer Signature: Joe
Mode: TX Channel 1 (802.11g)	Distance: 3m
Model: WU106A	
Manufacturer: HAOLIYUAN (SHENZHEN) ELECTRONICS CO.,LTD	

Note:



No.	Freq. (MHz)	Reading (dBuV/m)	Factor (dB)	Result (dBuV/m)	Limit (dBuV/m)	Margin (dB)	Detector	Height (cm)	Degree (deg.)	Remark
1	2400.000	45.88	-7.46	38.42	74.00	-35.58	peak			
2	2400.000	39.98	-7.46	32.52	54.00	-21.48	AVG			
3	2412.033	101.43	-7.43	94.00	-	-	peak			
4	2412.033	95.51	-7.43	88.08	-	-	AVG			
5	4824.054	55.72	-0.19	55.53	74.00	-18.47	peak			
6	4824.054	49.80	-0.19	49.61	54.00	-4.39	AVG			
7	7236.080	49.46	3.05	52.51	74.00	-21.49	peak			
8	7236.080	43.58	3.05	46.63	54.00	-7.37	AVG			

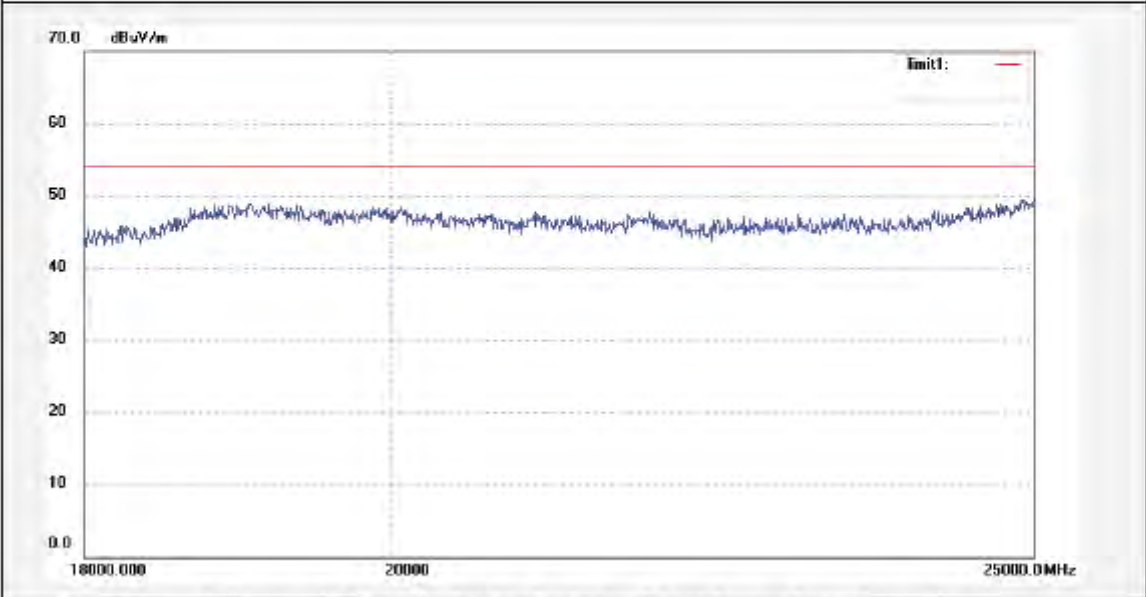


ACCURATE TECHNOLOGY CO., LTD.
 F1,Bldg,A,Changyuan New Material Port Keyuan Rd,
 Science & Industry Park,Nanshan Shenzhen,P.R.China

Site: 966 chamber
 Tel:+86-0755-26503290
 Fax:+86-0755-26503396

Job No.: RTTE #5911	Polarization: Horizontal
Standard: FCC Class B 3M Radiated	Power Source: DC 5V
Test item: Radiation Test	Date: 2011/07/14
Temp.(C)/Hum.(%) 25 C / 50 %	Time: 11:25:08
EUT: 150M wireless usb adapter	Engineer Signature: Joe
Mode: TX Channel 1 (802.11g)	Distance: 3m
Model: WU106A	
Manufacturer: HAOLIYUAN (SHENZHEN) ELECTRONICS CO.,LTD	

Note:



No.	Freq. (MHz)	Reading (dBuV/m)	Factor (dB)	Result (dBuV/m)	Limit (dBuV/m)	Margin (dB)	Detector	Height (cm)	Degree (deg.)	Remark
-----	-------------	------------------	-------------	-----------------	----------------	-------------	----------	-------------	---------------	--------



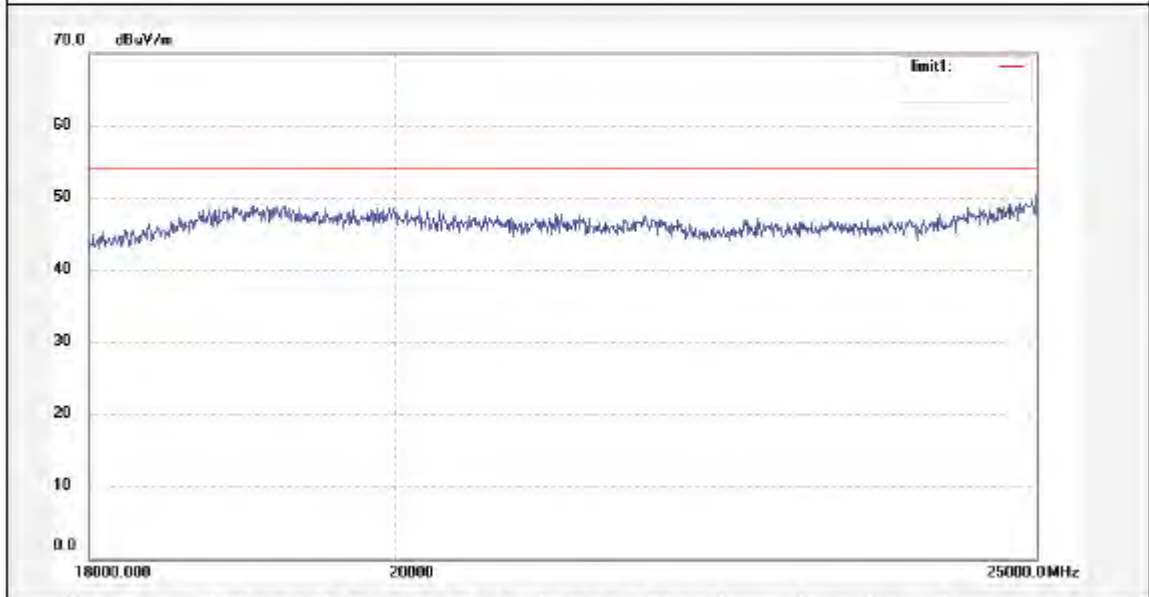
ACCURATE TECHNOLOGY CO., LTD.

F1,Bldg,A,Changyuan New Material Port Keyuan Rd,
Science & Industry Park,Nanshan Shenzhen,P.R.China

Site: 966 chamber
Tel:+86-0755-26503290
Fax:+86-0755-26503396

Job No.: RTTE #5910	Polarization: Vertical
Standard: FCC Class B 3M Radiated	Power Source: DC 5V
Test item: Radiation Test	Date: 2011/07/14
Temp.(C)/Hum.(%) 25 C / 50 %	Time: 11:20:46
EUT: 150M wireless usb adapter	Engineer Signature: Joe
Mode: TX Channel 1 (802.11g)	Distance: 3m
Model: WU106A	
Manufacturer: HAOLIYUAN (SHENZHEN) ELECTRONICS CO.,LTD	

Note:



No.	Freq. (MHz)	Reading (dBuV/m)	Factor (dB)	Result (dBuV/m)	Limit (dBuV/m)	Margin (dB)	Detector	Height (cm)	Degree (deg.)	Remark
-----	-------------	------------------	-------------	-----------------	----------------	-------------	----------	-------------	---------------	--------



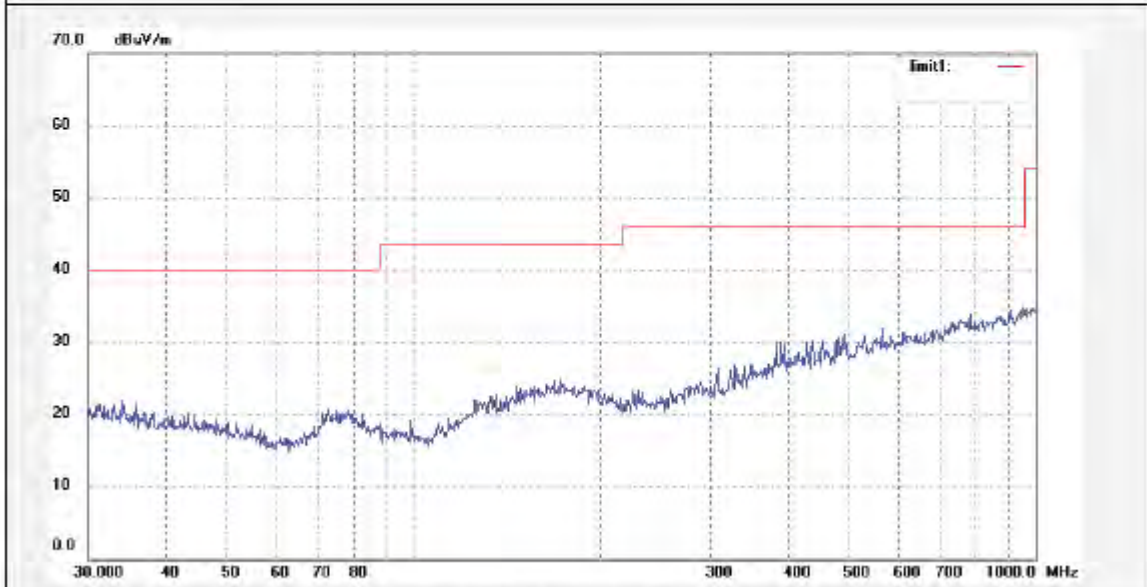
ACCURATE TECHNOLOGY CO., LTD.

F1,Bldg,A,Changyuan New Material Port Keyuan Rd,
Science & Industry Park,Nanshan Shenzhen,P.R.China

Site: 966 chamber
Tel:+86-0755-26503290
Fax:+86-0755-26503396

Job No.: RTTE #5876	Polarization: Horizontal
Standard: FCC Class B 3M Radiated	Power Source: DC 5V
Test item: Radiation Test	Date: 2011/07/13
Temp.(C)/Hum.(%) 25 C / 50 %	Time: 15:39:32
EUT: 150M wireless usb adapter	Engineer Signature: Joe
Mode: TX Channel 6 (802.11g)	Distance: 3m
Model: WU106A	
Manufacturer: HAOLIYUAN (SHENZHEN) ELECTRONICS CO.,LTD	

Note:



No.	Freq. (MHz)	Reading (dBuV/m)	Factor (dB)	Result (dBuV/m)	Limit (dBuV/m)	Margin (dB)	Detector	Height (cm)	Degree (deg.)	Remark
-----	-------------	------------------	-------------	-----------------	----------------	-------------	----------	-------------	---------------	--------



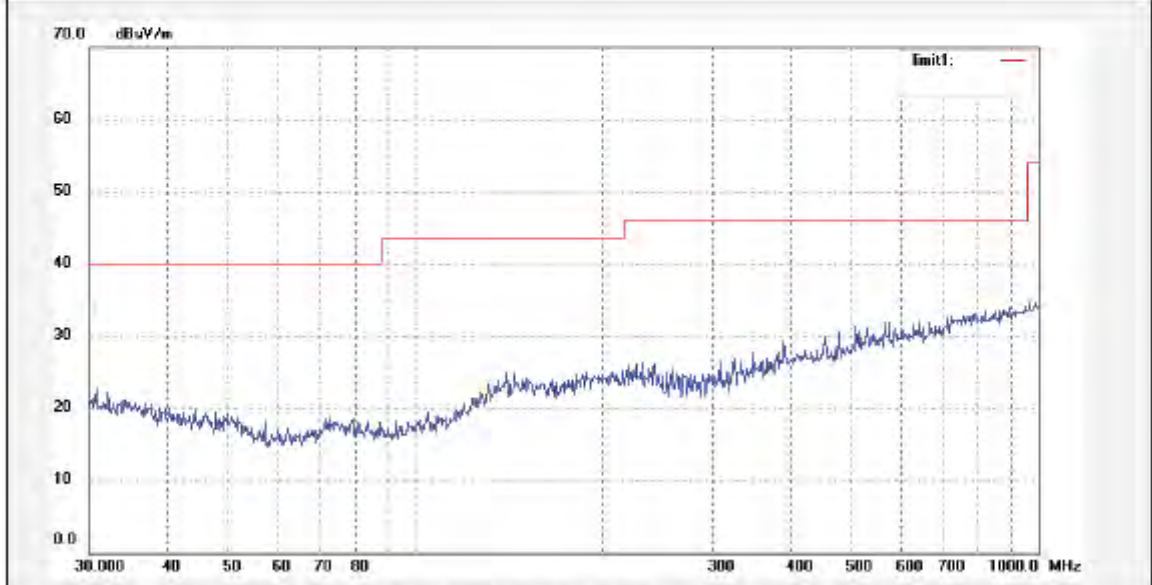
ACCURATE TECHNOLOGY CO., LTD.

F1,Bldg,A,Changyuan New Material Port Keyuan Rd,
Science & Industry Park,Nanshan Shenzhen,P.R.China

Site: 966 chamber
Tel:+86-0755-26503290
Fax:+86-0755-26503396

Job No.: RTTE #5877	Polarization: Vertical
Standard: FCC Class B 3M Radiated	Power Source: DC 5V
Test item: Radiation Test	Date: 2011/07/13
Temp.(C)/Hum.(%) 25 C / 50 %	Time: 15:43:40
EUT: 150M wireless usb adapter	Engineer Signature: Joe
Mode: TX Channel 6 (802.11g)	Distance: 3m
Model: WU106A	
Manufacturer: HAOLIYUAN (SHENZHEN) ELECTRONICS CO.,LTD	

Note:



No.	Freq. (MHz)	Reading (dBuV/m)	Factor (dB)	Result (dBuV/m)	Limit (dBuV/m)	Margin (dB)	Detector	Height (cm)	Degree (deg.)	Remark
-----	-------------	------------------	-------------	-----------------	----------------	-------------	----------	-------------	---------------	--------



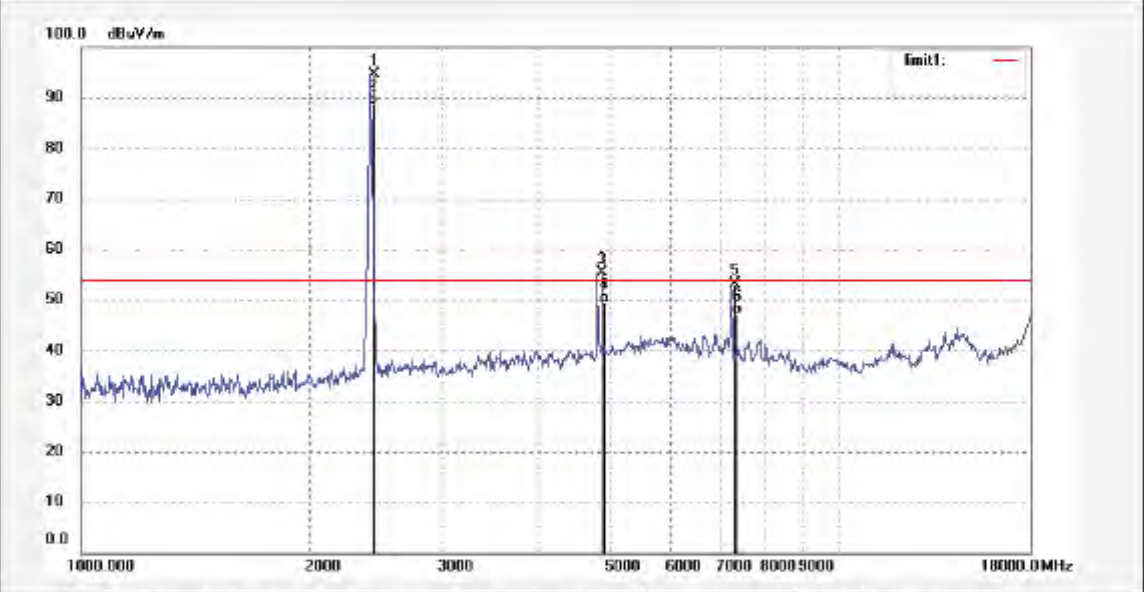
ACCURATE TECHNOLOGY CO., LTD.

F1,Bldg,A,Changyuan New Material Port Keyuan Rd,
Science & Industry Park,Nanshan Shenzhen,P.R.China

Site: 966 chamber
Tel:+86-0755-26503290
Fax:+86-0755-26503396

Job No.: RTTE #5895	Polarization: Horizontal
Standard: FCC Class B 3M Radiated	Power Source: DC 5V
Test item: Radiation Test	Date: 2011/07/14
Temp.(C)/Hum.(%) 25 C / 50 %	Time: 9:54:57
EUT: 150M wireless usb adapter	Engineer Signature: Joe
Mode: TX Channel 6 (802.11g)	Distance: 3m
Model: WU106A	
Manufacturer: HAOLIYUAN (SHENZHEN) ELECTRONICS CO.,LTD	

Note:



No.	Freq. (MHz)	Reading (dBuV/m)	Factor (dB)	Result (dBuV/m)	Limit (dBuV/m)	Margin (dB)	Detector	Height (cm)	Degree (deg.)	Remark
1	2437.031	101.92	-7.36	94.56	-	-	peak			
2	2437.031	96.07	-7.36	88.71	-	-	AVG			
3	4874.052	55.20	0.09	55.29	74.00	-18.71	peak			
4	4874.052	49.23	0.09	49.32	54.00	-4.68	AVG			
5	7311.076	49.82	3.22	53.04	74.00	-20.96	peak			
6	7311.076	43.91	3.22	47.13	54.00	-6.87	AVG			

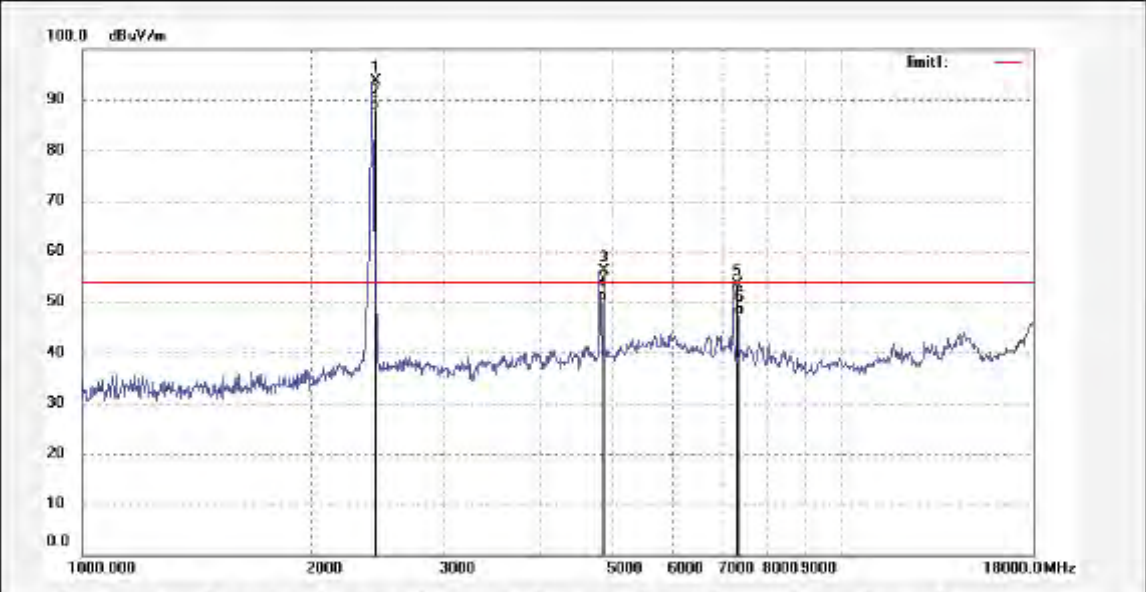


ACCURATE TECHNOLOGY CO., LTD.
 F1,Bldg,A,Changyuan New Material Port Keyuan Rd,
 Science & Industry Park,Nanshan Shenzhen,P.R.China

Site: 966 chamber
 Tel:+86-0755-26503290
 Fax:+86-0755-26503396

Job No.: RTTE #5894	Polarization: Vertical
Standard: FCC Class B 3M Radiated	Power Source: DC 5V
Test item: Radiation Test	Date: 2011/07/14
Temp.(C)/Hum.(%) 25 C / 50 %	Time: 9:50:35
EUT: 150M wireless usb adapter	Engineer Signature: Joe
Mode: TX Channel 6 (802.11g)	Distance: 3m
Model: WU106A	
Manufacturer: HAOLIYUAN (SHENZHEN) ELECTRONICS CO.,LTD	

Note:



No.	Freq. (MHz)	Reading (dBuV/m)	Factor (dB)	Result (dBuV/m)	Limit (dBuV/m)	Margin (dB)	Detector	Height (cm)	Degree (deg.)	Remark
1	2437.031	101.10	-7.36	93.74	-	-	peak			
2	2437.031	95.19	-7.36	87.83	-	-	AVG			
3	4874.052	55.95	0.09	56.04	74.00	-17.96	peak			
4	4874.052	50.06	0.09	50.15	54.00	-3.85	AVG			
5	7311.076	50.06	3.22	53.28	74.00	-20.72	peak			
6	7311.076	44.19	3.22	47.41	54.00	-6.59	AVG			

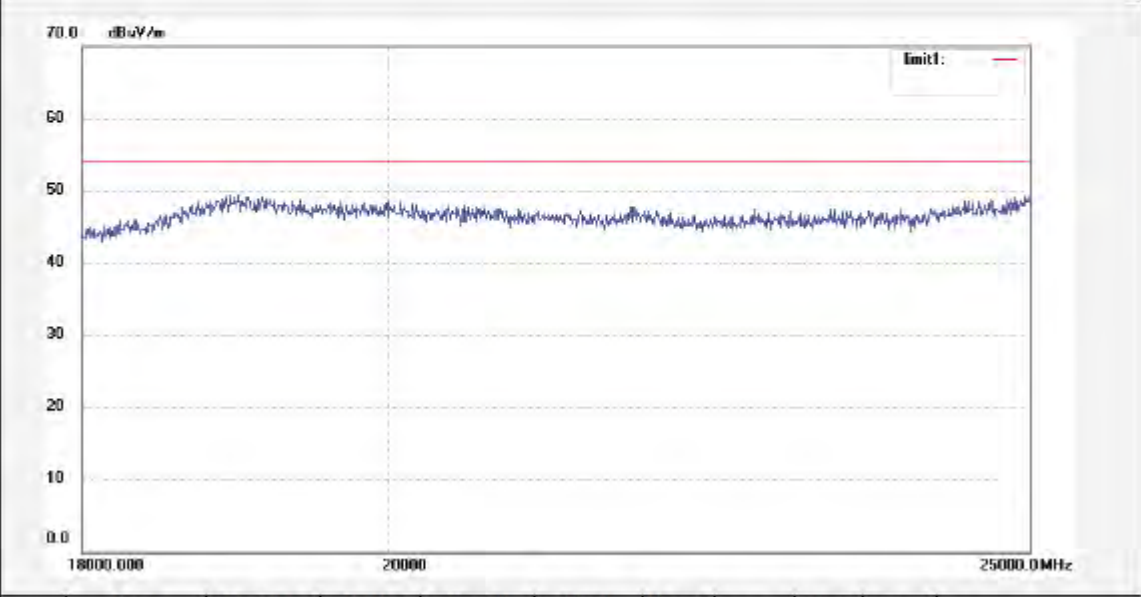


ACCURATE TECHNOLOGY CO., LTD.
 F1,Bldg,A,Changyuan New Material Port Keyuan Rd,
 Science & Industry Park,Nanshan Shenzhen,P.R.China

Site: 966 chamber
 Tel:+86-0755-26503290
 Fax:+86-0755-26503396

Job No.: RTTE #5912	Polarization: Horizontal
Standard: FCC Class B 3M Radiated	Power Source: DC 5V
Test item: Radiation Test	Date: 2011/07/14
Temp.(C)/Hum.(%) 25 C / 50 %	Time: 11:30:31
EUT: 150M wireless usb adapter	Engineer Signature: Joe
Mode: TX Channel 6 (802.11g)	Distance: 3m
Model: WU106A	
Manufacturer: HAOLIYUAN (SHENZHEN) ELECTRONICS CO.,LTD	

Note:



No.	Freq. (MHz)	Reading (dBuV/m)	Factor (dB)	Result (dBuV/m)	Limit (dBuV/m)	Margin (dB)	Detector	Height (cm)	Degree (deg.)	Remark
-----	-------------	------------------	-------------	-----------------	----------------	-------------	----------	-------------	---------------	--------



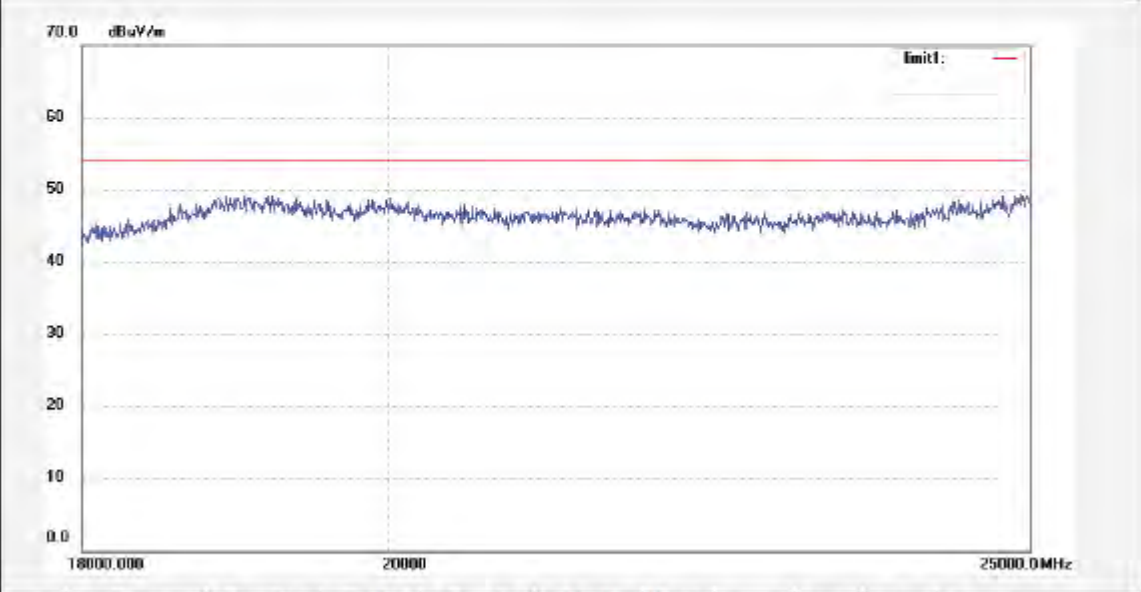
ACCURATE TECHNOLOGY CO., LTD.

F1,Bldg,A,Changyuan New Material Port Keyuan Rd,
Science & Industry Park,Nanshan Shenzhen,P.R.China

Site: 966 chamber
Tel:+86-0755-26503290
Fax:+86-0755-26503396

Job No.: RTTE #5913	Polarization: Vertical
Standard: FCC Class B 3M Radiated	Power Source: DC 5V
Test item: Radiation Test	Date: 2011/07/14
Temp.(C)/Hum.(%) 25 C / 50 %	Time: 11:34:51
EUT: 150M wireless usb adapter	Engineer Signature: Joe
Mode: TX Channel 6 (802.11g)	Distance: 3m
Model: WU106A	
Manufacturer: HAOLIYUAN (SHENZHEN) ELECTRONICS CO.,LTD	

Note:



No.	Freq. (MHz)	Reading (dBuV/m)	Factor (dB)	Result (dBuV/m)	Limit (dBuV/m)	Margin (dB)	Detector	Height (cm)	Degree (deg.)	Remark
-----	-------------	------------------	-------------	-----------------	----------------	-------------	----------	-------------	---------------	--------



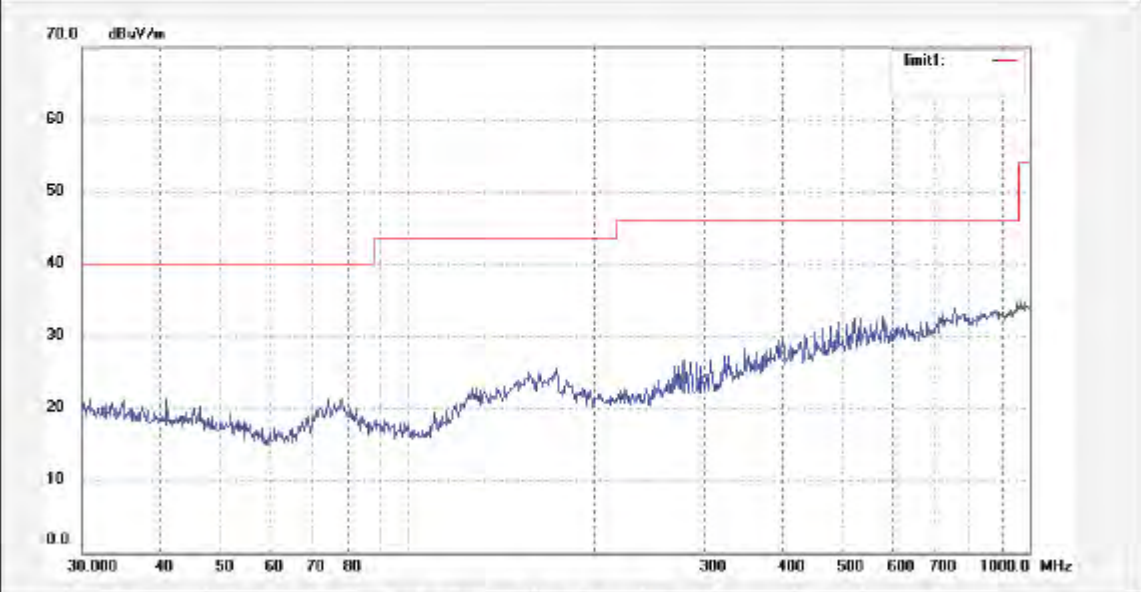
ACCURATE TECHNOLOGY CO., LTD.

F1,Bldg,A,Changyuan New Material Port Keyuan Rd,
Science & Industry Park,Nanshan Shenzhen,P.R.China

Site: 966 chamber
Tel:+86-0755-26503290
Fax:+86-0755-26503396

Job No.: RTTE #5879	Polarization: Horizontal
Standard: FCC Class B 3M Radiated	Power Source: DC 5V
Test item: Radiation Test	Date: 2011/07/13
Temp.(C)/Hum.(%) 25 C / 50 %	Time: 15:53:06
EUT: 150M wireless usb adapter	Engineer Signature: Joe
Mode: TX Channel 11 (802.11g)	Distance: 3m
Model: WU106A	
Manufacturer: HAOLIYUAN (SHENZHEN) ELECTRONICS CO.,LTD	

Note:



No.	Freq. (MHz)	Reading (dBuV/m)	Factor (dB)	Result (dBuV/m)	Limit (dBuV/m)	Margin (dB)	Detector	Height (cm)	Degree (deg.)	Remark
-----	-------------	------------------	-------------	-----------------	----------------	-------------	----------	-------------	---------------	--------



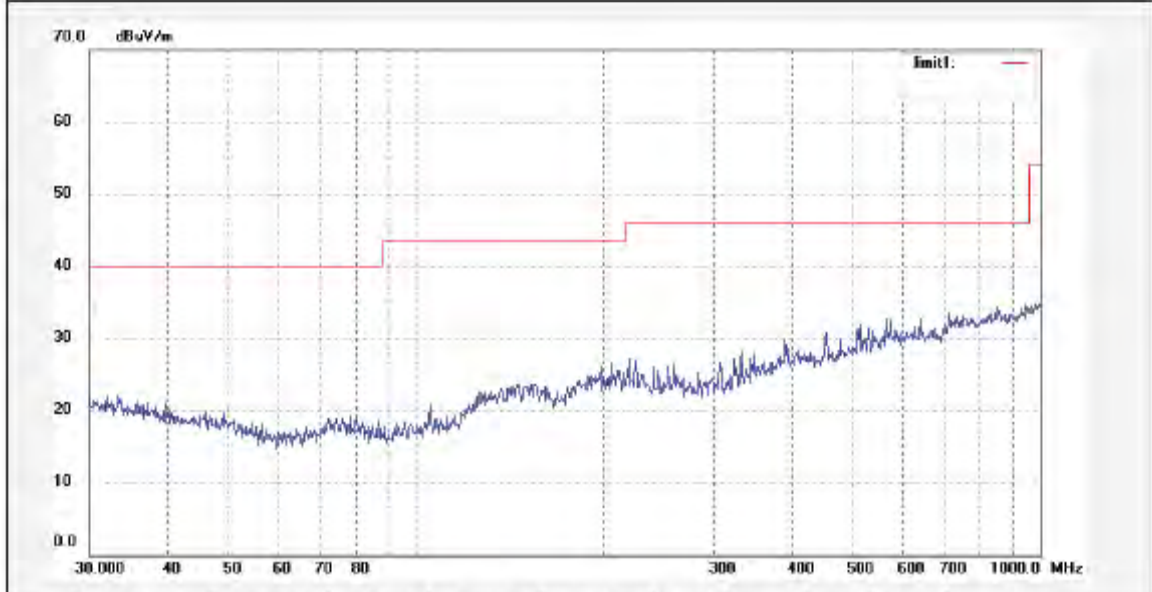
ACCURATE TECHNOLOGY CO., LTD.

F1,Bldg,A,Changyuan New Material Port Keyuan Rd,
Science & Industry Park,Nanshan Shenzhen,P.R.China

Site: 966 chamber
Tel:+86-0755-26503290
Fax:+86-0755-26503396

Job No.: RTTE #5878	Polarization: Vertical
Standard: FCC Class B 3M Radiated	Power Source: DC 5V
Test item: Radiation Test	Date: 2011/07/13
Temp.(C)/Hum.(%) 25 C / 50 %	Time: 15:48:55
EUT: 150M wireless usb adapter	Engineer Signature: Joe
Mode: TX Channel 11 (802.11g)	Distance: 3m
Model: WU106A	
Manufacturer: HAOLIYUAN (SHENZHEN) ELECTRONICS CO.,LTD	

Note:



No.	Freq. (MHz)	Reading (dBuV/m)	Factor (dB)	Result (dBuV/m)	Limit (dBuV/m)	Margin (dB)	Detector	Height (cm)	Degree (deg.)	Remark
-----	-------------	------------------	-------------	-----------------	----------------	-------------	----------	-------------	---------------	--------



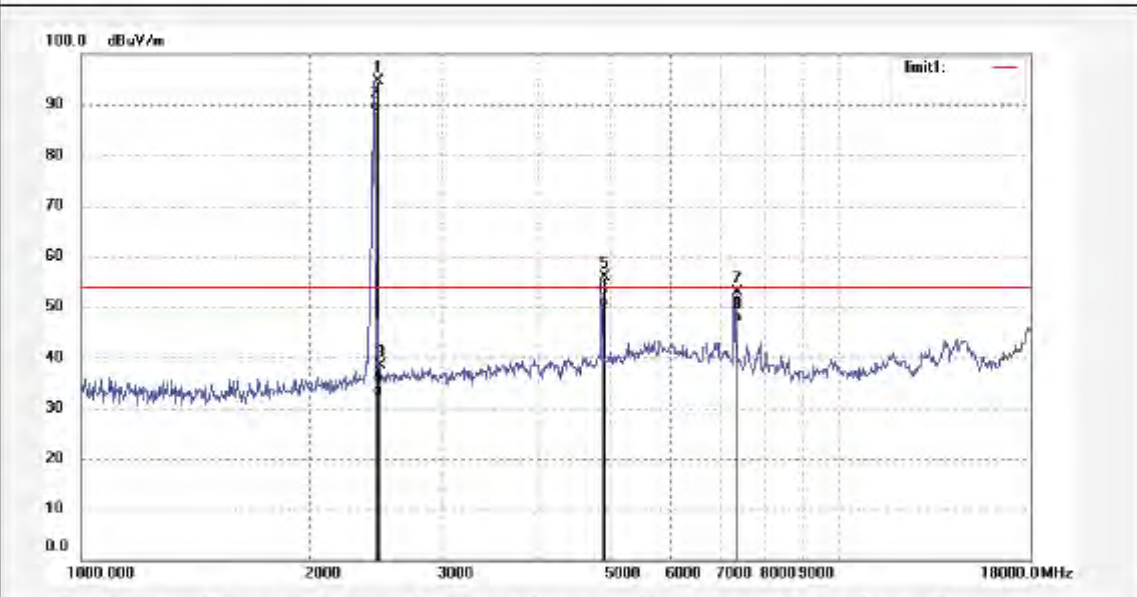
ACCURATE TECHNOLOGY CO., LTD.

F1,Bldg,A,Changyuan New Material Port Keyuan Rd,
Science & Industry Park,Nanshan Shenzhen,P.R.China

Site: 966 chamber
Tel:+86-0755-26503290
Fax:+86-0755-26503396

Job No.: RTTE #5896	Polarization: Horizontal
Standard: FCC Class B 3M Radiated	Power Source: DC 5V
Test item: Radiation Test	Date: 2011/07/14
Temp.(C)/Hum.(%) 25 C / 50 %	Time: 10:00:24
EUT: 150M wireless usb adapter	Engineer Signature: Joe
Mode: TX Channel 11 (802.11g)	Distance: 3m
Model: WU106A	
Manufacturer: HAOLIYUAN (SHENZHEN) ELECTRONICS CO.,LTD	

Note:



No.	Freq. (MHz)	Reading (dBuV/m)	Factor (dB)	Result (dBuV/m)	Limit (dBuV/m)	Margin (dB)	Detector	Height (cm)	Degree (deg.)	Remark
1	2462.032	101.95	-7.35	94.60	-	-	peak			
2	2462.032	96.01	-7.35	88.66	-	-	AVG			
3	2483.500	45.65	-7.37	38.28	74.00	-35.72	peak			
4	2483.500	39.66	-7.37	32.29	54.00	-21.71	AVG			
5	4924.051	55.46	0.34	55.80	74.00	-18.20	peak			
6	4924.051	49.58	0.34	49.92	54.00	-4.08	AVG			
7	7386.079	49.37	3.39	52.76	74.00	-21.24	peak			
8	7386.079	43.46	3.39	46.85	54.00	-7.15	AVG			



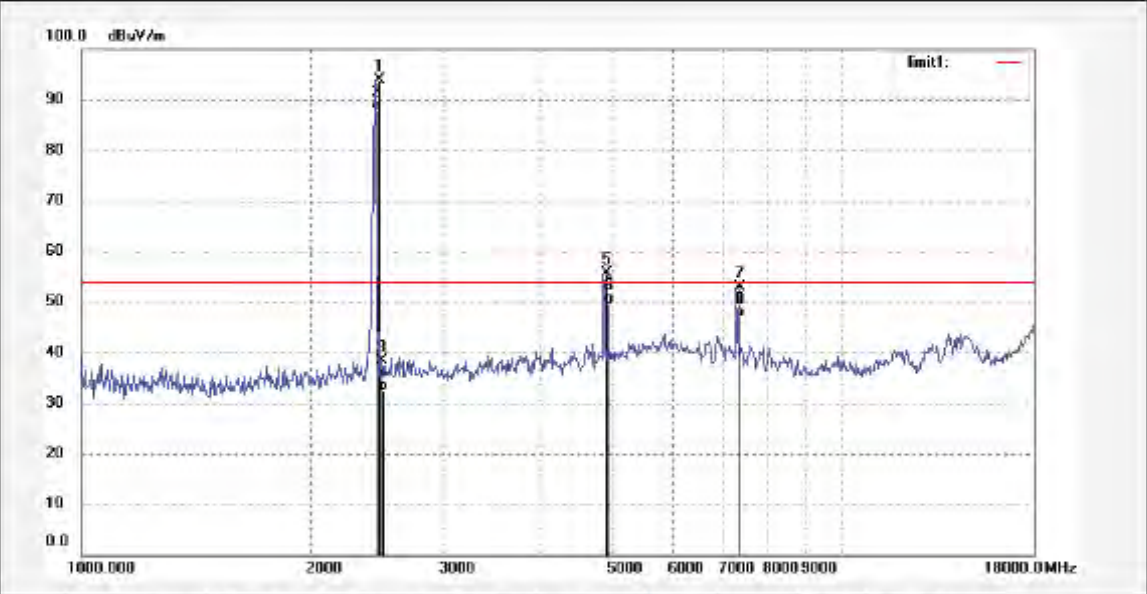
ACCURATE TECHNOLOGY CO., LTD.

F1,Bldg,A,Changyuan New Material Port Keyuan Rd,
Science & Industry Park,Nanshan Shenzhen,P.R.China

Site: 966 chamber
Tel:+86-0755-26503290
Fax:+86-0755-26503396

Job No.: RTTE #5897	Polarization: Vertical
Standard: FCC Class B 3M Radiated	Power Source: DC 5V
Test item: Radiation Test	Date: 2011/07/14
Temp.(C)/Hum.(%) 25 C / 50 %	Time: 10:04:50
EUT: 150M wireless usb adapter	Engineer Signature: Joe
Mode: TX Channel 11 (802.11g)	Distance: 3m
Model: WU106A	
Manufacturer: HAOLIYUAN (SHENZHEN) ELECTRONICS CO.,LTD	

Note:



No.	Freq. (MHz)	Reading (dBuV/m)	Factor (dB)	Result (dBuV/m)	Limit (dBuV/m)	Margin (dB)	Detector	Height (cm)	Degree (deg.)	Remark
1	2462.032	101.29	-7.35	93.94	-	-	peak			
2	2462.032	95.34	-7.35	87.99	-	-	AVG			
3	2483.500	45.72	-7.37	38.35	74.00	-35.65	peak			
4	2483.500	39.80	-7.37	32.43	54.00	-21.57	AVG			
5	4924.051	55.29	0.34	55.63	74.00	-18.37	peak			
6	4924.051	49.30	0.34	49.64	54.00	-4.36	AVG			
7	7386.079	49.55	3.39	52.94	74.00	-21.06	peak			
8	7386.079	43.52	3.39	46.91	54.00	-7.09	AVG			



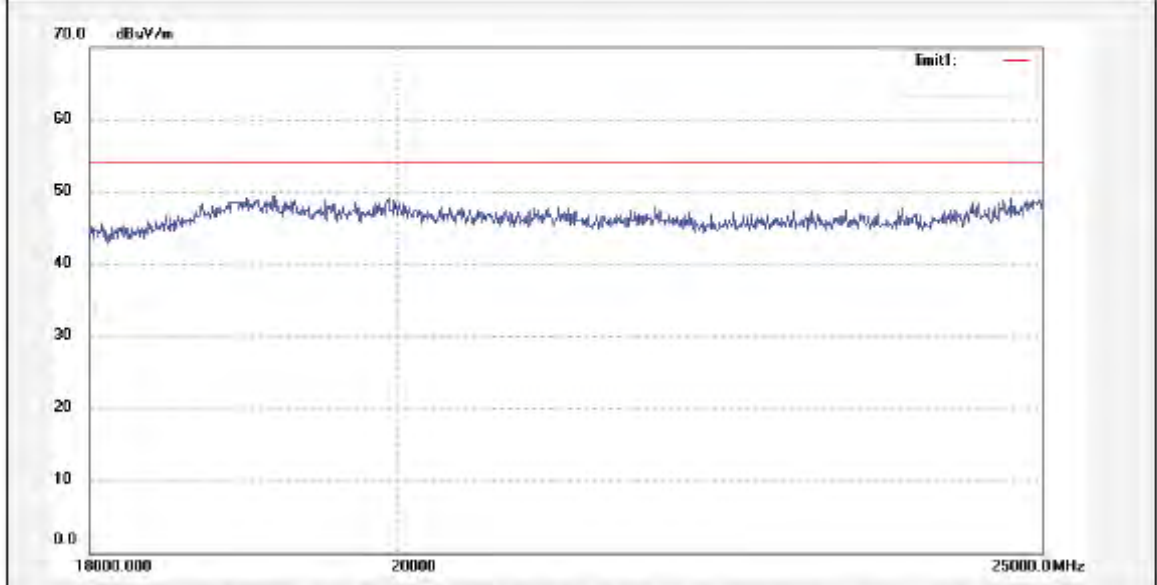
ACCURATE TECHNOLOGY CO., LTD.

F1,Bldg,A,Changyuan New Material Port Keyuan Rd,
Science & Industry Park,Nanshan Shenzhen,P.R.China

Site: 966 chamber
Tel:+86-0755-26503290
Fax:+86-0755-26503396

Job No.: RTTE #5915	Polarization: Horizontal
Standard: FCC Class B 3M Radiated	Power Source: DC 5V
Test item: Radiation Test	Date: 2011/07/14
Temp.(C)/Hum.(%) 25 C / 50 %	Time: 11:44:35
EUT: 150M wireless usb adapter	Engineer Signature: Joe
Mode: TX Channel 11 (802.11g)	Distance: 3m
Model: WU106A	
Manufacturer: HAOLIYUAN (SHENZHEN) ELECTRONICS CO.,LTD	

Note:



No.	Freq. (MHz)	Reading (dBuV/m)	Factor (dB)	Result (dBuV/m)	Limit (dBuV/m)	Margin (dB)	Detector	Height (cm)	Degree (deg.)	Remark
-----	-------------	------------------	-------------	-----------------	----------------	-------------	----------	-------------	---------------	--------



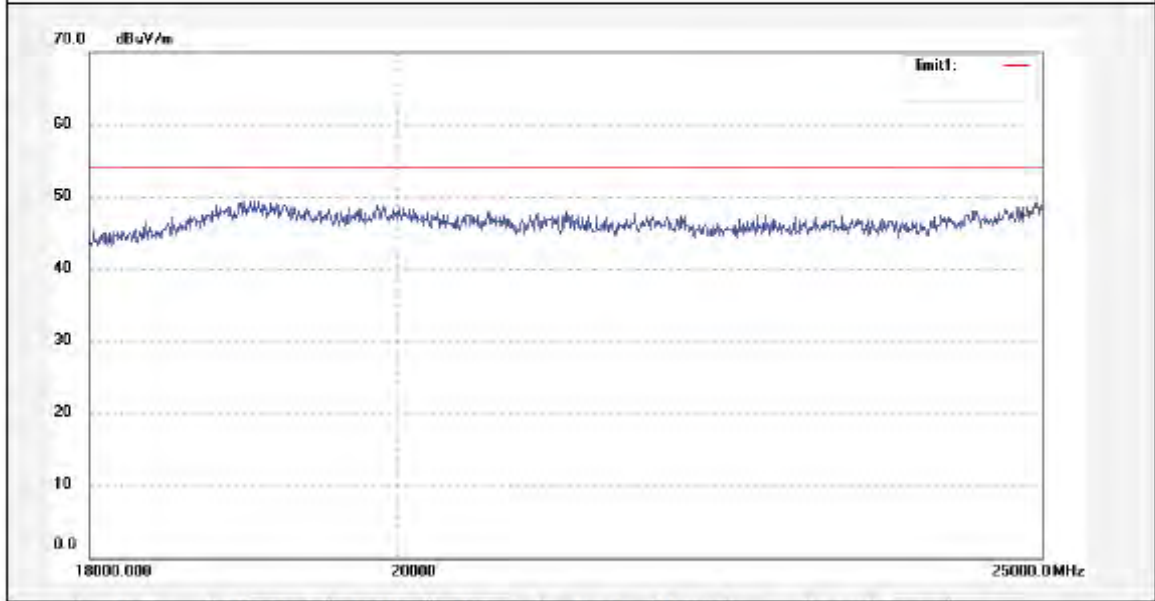
ACCURATE TECHNOLOGY CO., LTD.

F1,Bldg,A,Changyuan New Material Port Keyuan Rd,
Science & Industry Park,Nanshan Shenzhen,P.R.China

Site: 966 chamber
Tel:+86-0755-26503290
Fax:+86-0755-26503396

Job No.: RTTE #5914	Polarization: Vertical
Standard: FCC Class B 3M Radiated	Power Source: DC 5V
Test item: Radiation Test	Date: 2011/07/14
Temp.(C)/Hum.(%) 25 C / 50 %	Time: 11:40:09
EUT: 150M wireless usb adapter	Engineer Signature: Joe
Mode: TX Channel 11 (802.11g)	Distance: 3m
Model: WU106A	
Manufacturer: HAOLIYUAN (SHENZHEN) ELECTRONICS CO.,LTD	

Note:



No.	Freq. (MHz)	Reading (dBuV/m)	Factor (dB)	Result (dBuV/m)	Limit (dBuV/m)	Margin (dB)	Detector	Height (cm)	Degree (deg.)	Remark
-----	-------------	------------------	-------------	-----------------	----------------	-------------	----------	-------------	---------------	--------



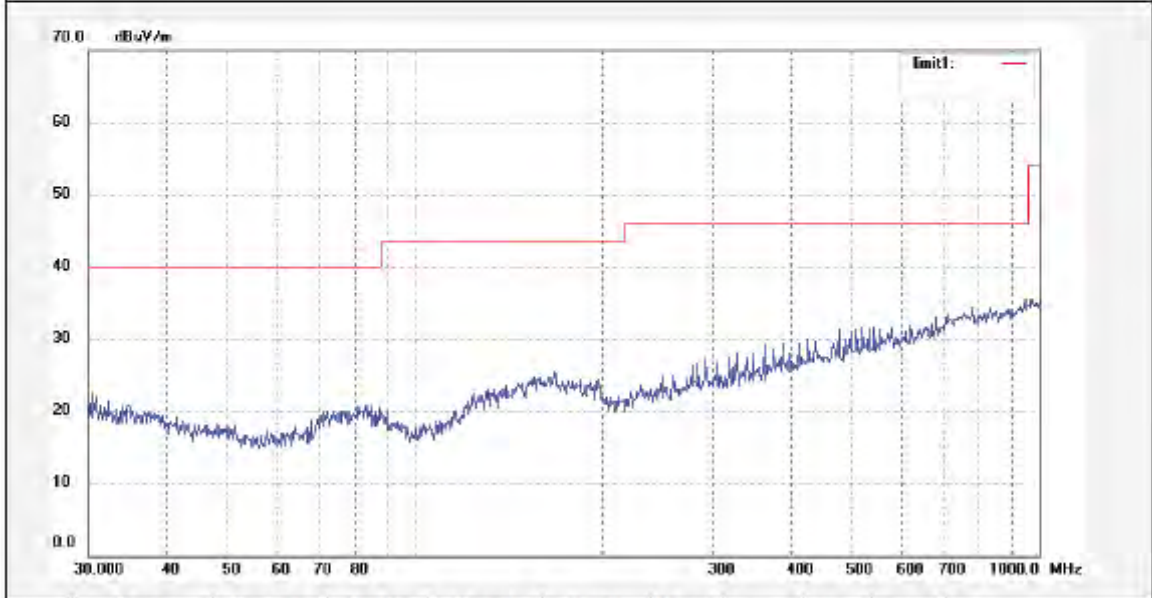
ACCURATE TECHNOLOGY CO., LTD.

F1,Bldg,A,Changyuan New Material Port Keyuan Rd,
Science & Industry Park,Nanshan Shenzhen,P.R.China

Site: 966 chamber
Tel:+86-0755-26503290
Fax:+86-0755-26503396

Job No.: RTTE #5880	Polarization: Horizontal
Standard: FCC Class B 3M Radiated	Power Source: DC 5V
Test item: Radiation Test	Date: 2011/07/13
Temp.(C)/Hum.(%) 25 C / 50 %	Time: 16:01:35
EUT: 150M wireless usb adapter	Engineer Signature: Joe
Mode: TX Channel 1 (802.11n)	Distance: 3m
Model: WU106A	
Manufacturer: HAOLIYUAN (SHENZHEN) ELECTRONICS CO.,LTD	

Note:



No.	Freq. (MHz)	Reading (dBuV/m)	Factor (dB)	Result (dBuV/m)	Limit (dBuV/m)	Margin (dB)	Detector	Height (cm)	Degree (deg.)	Remark
-----	-------------	------------------	-------------	-----------------	----------------	-------------	----------	-------------	---------------	--------



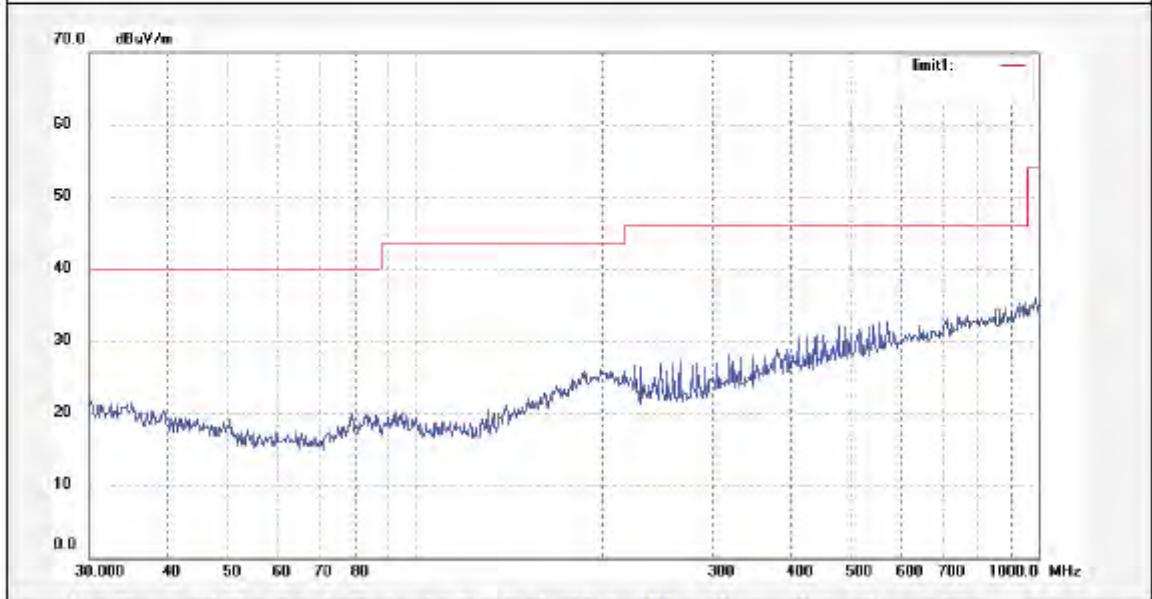
ACCURATE TECHNOLOGY CO., LTD.

F1,Bldg,A,Changyuan New Material Port Keyuan Rd,
Science & Industry Park,Nanshan Shenzhen,P.R.China

Site: 966 chamber
Tel:+86-0755-26503290
Fax:+86-0755-26503396

Job No.: RTTE #5881	Polarization: Vertical
Standard: FCC Class B 3M Radiated	Power Source: DC 5V
Test item: Radiation Test	Date: 2011/07/13
Temp.(C)/Hum.(%) 25 C / 50 %	Time: 16:05:42
EUT: 150M wireless usb adapter	Engineer Signature: Joe
Mode: TX Channel 1 (802.11n)	Distance: 3m
Model: WU106A	
Manufacturer: HAOLIYUAN (SHENZHEN) ELECTRONICS CO.,LTD	

Note:



No.	Freq. (MHz)	Reading (dBuV/m)	Factor (dB)	Result (dBuV/m)	Limit (dBuV/m)	Margin (dB)	Detector	Height (cm)	Degree (deg.)	Remark
-----	-------------	------------------	-------------	-----------------	----------------	-------------	----------	-------------	---------------	--------



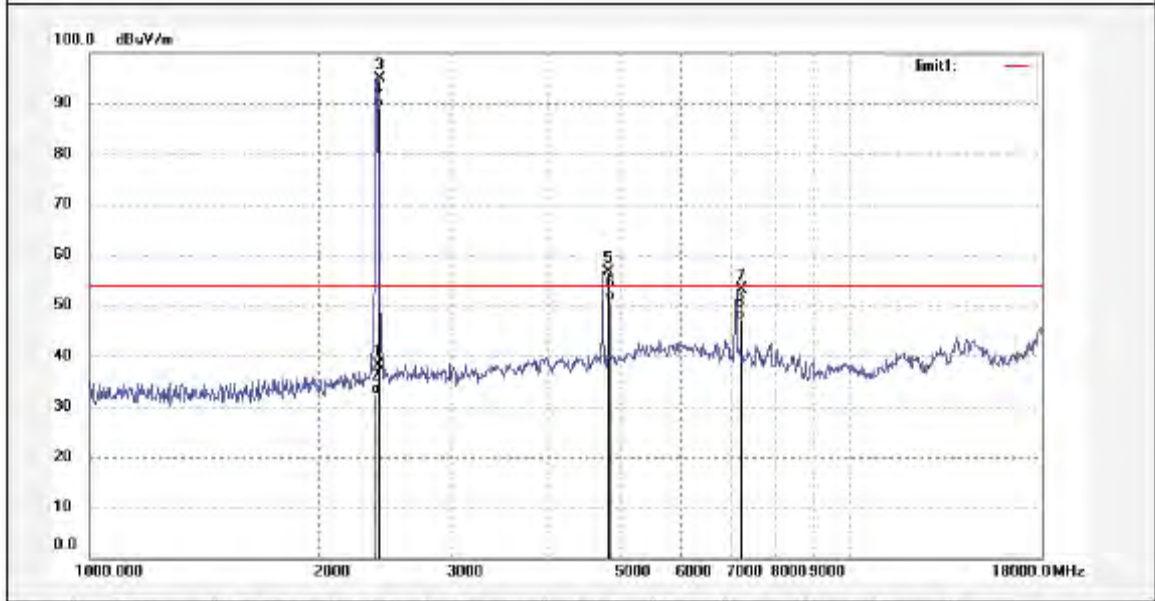
ACCURATE TECHNOLOGY CO., LTD.

F1,Bldg,A,Changyuan New Material Port Keyuan Rd,
Science & Industry Park,Nanshan Shenzhen,P.R.China

Site: 966 chamber
Tel:+86-0755-26503290
Fax:+86-0755-26503396

Job No.: RTTE #5899	Polarization: Horizontal
Standard: FCC Class B 3M Radiated	Power Source: DC 5V
Test item: Radiation Test	Date: 2011/07/14
Temp.(C)/Hum.(%) 25 C / 50 %	Time: 10:18:56
EUT: 150M wireless usb adapter	Engineer Signature: Joe
Mode: TX Channel 1 (802.11n)	Distance: 3m
Model: WU106A	
Manufacturer: HAOLIYUAN (SHENZHEN) ELECTRONICS CO.,LTD	

Note:



No.	Freq. (MHz)	Reading (dBuV/m)	Factor (dB)	Result (dBuV/m)	Limit (dBuV/m)	Margin (dB)	Detector	Height (cm)	Degree (deg.)	Remark
1	2400.000	45.71	-7.46	38.25	74.00	-35.75	peak			
2	2400.000	39.76	-7.46	32.30	54.00	-21.70	AVG			
3	2412.036	102.36	-7.43	94.93	-	-	peak			
4	2412.036	96.47	-7.43	89.04	-	-	AVG			
5	4824.056	56.90	-0.19	56.71	74.00	-17.39	peak			
6	4824.056	50.97	-0.19	50.78	54.00	-3.22	AVG			
7	7236.082	50.03	3.05	53.08	74.00	-20.92	peak			
8	7236.082	44.07	3.05	47.12	54.00	-6.88	AVG			



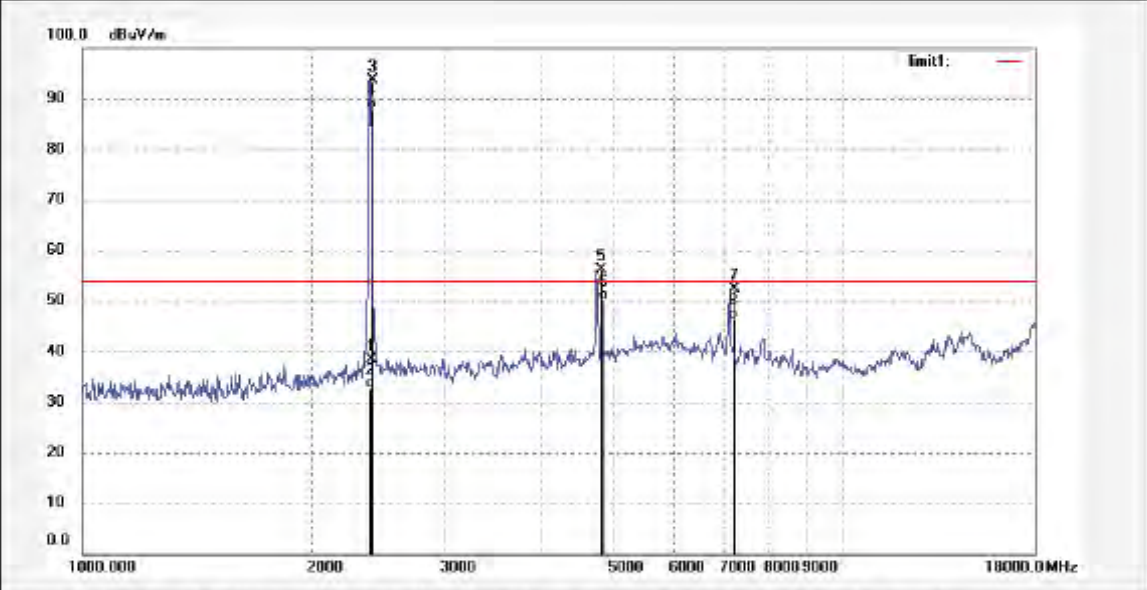
ACCURATE TECHNOLOGY CO., LTD.

F1,Bldg,A,Changyuan New Material Port Keyuan Rd,
Science & Industry Park,Nanshan Shenzhen,P.R.China

Site: 966 chamber
Tel:+86-0755-26503290
Fax:+86-0755-26503396

Job No.: RTTE #5898	Polarization: Vertical
Standard: FCC Class B 3M Radiated	Power Source: DC 5V
Test item: Radiation Test	Date: 2011/07/14
Temp.(C)/Hum.(%) 25 C / 50 %	Time: 10:14:27
EUT: 150M wireless usb adapter	Engineer Signature: Joe
Mode: TX Channel 1 (802.11n)	Distance: 3m
Model: WU106A	
Manufacturer: HAOLIYUAN (SHENZHEN) ELECTRONICS CO.,LTD	

Note:



No.	Freq. (MHz)	Reading (dBuV/m)	Factor (dB)	Result (dBuV/m)	Limit (dBuV/m)	Margin (dB)	Detector	Height (cm)	Degree (deg.)	Remark
1	2400.000	45.96	-7.46	38.50	74.00	-35.50	peak			
2	2400.000	40.06	-7.46	32.60	54.00	-21.40	AVG			
3	2412.036	101.16	-7.43	93.73	-	-	peak			
4	2412.036	95.25	-7.43	87.82	-	-	AVG			
5	4824.056	56.24	-0.19	56.05	74.00	-17.95	peak			
6	4824.056	50.35	-0.19	50.16	54.00	-3.84	AVG			
7	7236.082	49.29	3.05	52.34	74.00	-21.66	peak			
8	7236.082	43.38	3.05	46.43	54.00	-7.57	AVG			



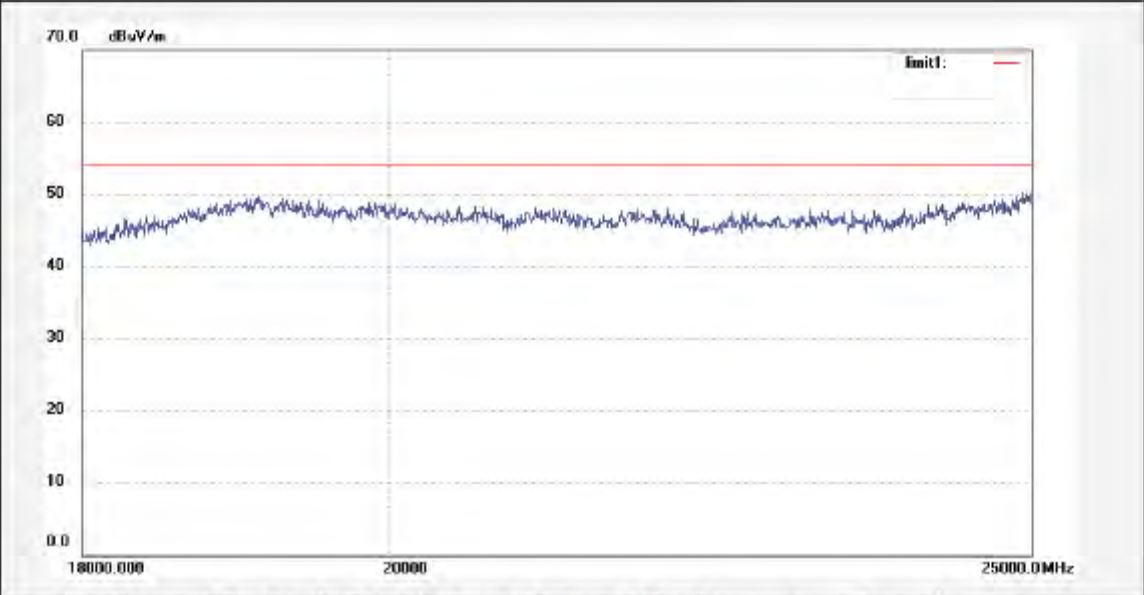
ACCURATE TECHNOLOGY CO., LTD.

F1,Bldg,A,Changyuan New Material Port Keyuan Rd,
Science & Industry Park,Nanshan Shenzhen,P.R.China

Site: 966 chamber
Tel:+86-0755-26503290
Fax:+86-0755-26503396

Job No.: RTTE #5916	Polarization: Horizontal
Standard: FCC Class B 3M Radiated	Power Source: DC 5V
Test item: Radiation Test	Date: 2011/07/14
Temp.(C)/Hum.(%) 25 C / 50 %	Time: 11:52:09
EUT: 150M wireless usb adapter	Engineer Signature: Joe
Mode: TX Channel 1 (802.11n)	Distance: 3m
Model: WU106A	
Manufacturer: HAOLIYUAN (SHENZHEN) ELECTRONICS CO.,LTD	

Note:



No.	Freq. (MHz)	Reading (dBuV/m)	Factor (dB)	Result (dBuV/m)	Limit (dBuV/m)	Margin (dB)	Detector	Height (cm)	Degree (deg.)	Remark
-----	-------------	------------------	-------------	-----------------	----------------	-------------	----------	-------------	---------------	--------



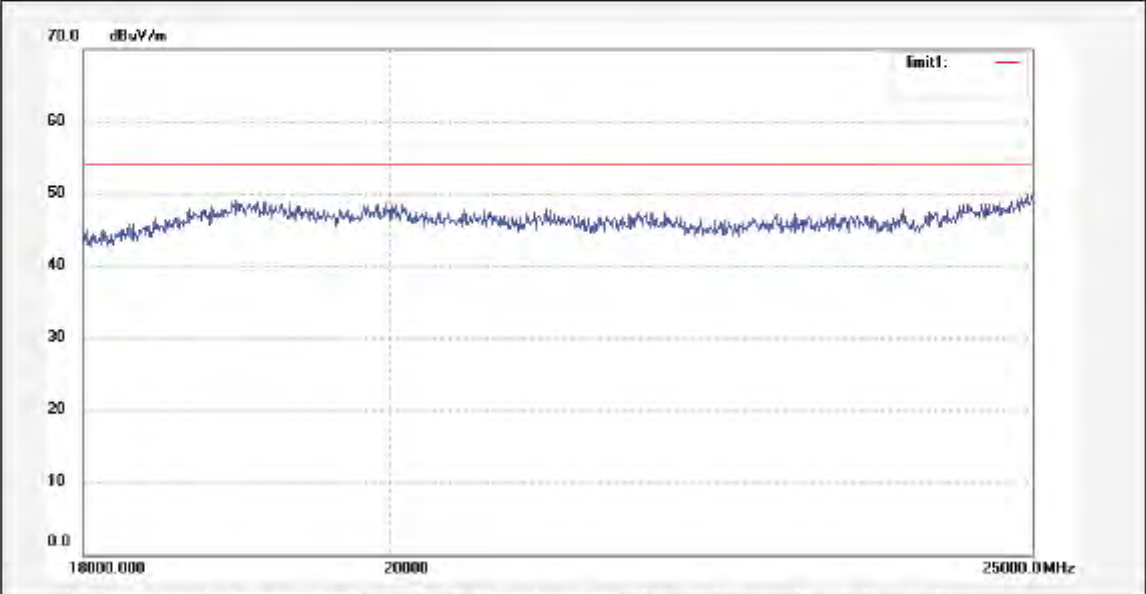
ACCURATE TECHNOLOGY CO., LTD.

F1,Bldg,A,Changyuan New Material Port Keyuan Rd,
Science & Industry Park,Nanshan Shenzhen,P.R.China

Site: 966 chamber
Tel:+86-0755-26503290
Fax:+86-0755-26503396

Job No.: RTTE #5917	Polarization: Vertical
Standard: FCC Class B 3M Radiated	Power Source: DC 5V
Test item: Radiation Test	Date: 2011/07/14
Temp.(C)/Hum.(%) 25 C / 50 %	Time: 11:56:43
EUT: 150M wireless usb adapter	Engineer Signature: Joe
Mode: TX Channel 1 (802.11n)	Distance: 3m
Model: WU106A	
Manufacturer: HAOLIYUAN (SHENZHEN) ELECTRONICS CO.,LTD	

Note:



No.	Freq. (MHz)	Reading (dBuV/m)	Factor (dB)	Result (dBuV/m)	Limit (dBuV/m)	Margin (dB)	Detector	Height (cm)	Degree (deg.)	Remark
-----	-------------	------------------	-------------	-----------------	----------------	-------------	----------	-------------	---------------	--------



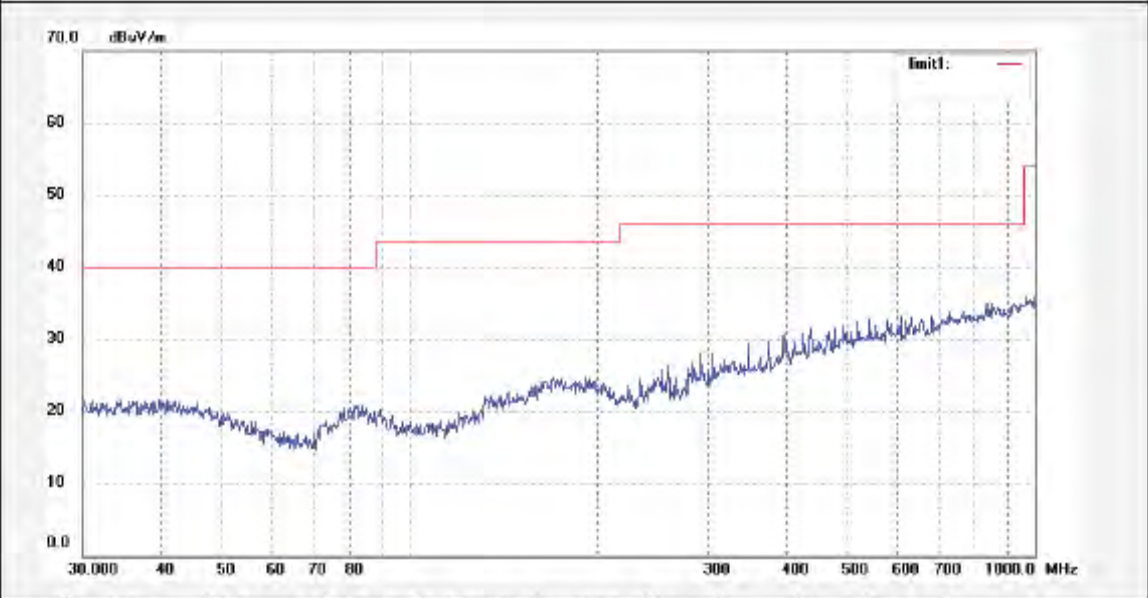
ACCURATE TECHNOLOGY CO., LTD.

F1,Bldg,A,Changyuan New Material Port Keyuan Rd,
Science & Industry Park,Nanshan Shenzhen,P.R.China

Site: 966 chamber
Tel:+86-0755-26503290
Fax:+86-0755-26503396

Job No.: RTTE #5883	Polarization: Horizontal
Standard: FCC Class B 3M Radiated	Power Source: DC 5V
Test item: Radiation Test	Date: 2011/07/13
Temp.(C)/Hum.(%) 25 C / 50 %	Time: 16:14:58
EUT: 150M wireless usb adapter	Engineer Signature: Joe
Mode: TX Channel 6 (802.11n)	Distance: 3m
Model: WU106A	
Manufacturer: HAOLIYUAN (SHENZHEN) ELECTRONICS CO.,LTD	

Note:



No.	Freq. (MHz)	Reading (dBuV/m)	Factor (dB)	Result (dBuV/m)	Limit (dBuV/m)	Margin (dB)	Detector	Height (cm)	Degree (deg.)	Remark
-----	-------------	------------------	-------------	-----------------	----------------	-------------	----------	-------------	---------------	--------



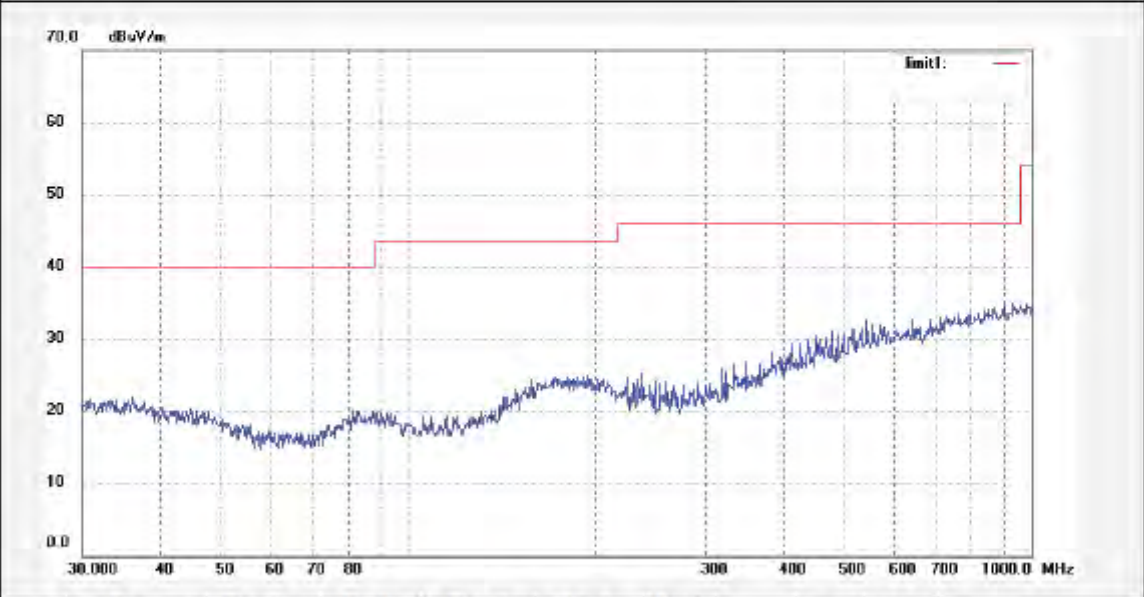
ACCURATE TECHNOLOGY CO., LTD.

F1,Bldg,A,Changyuan New Material Port Keyuan Rd,
Science & Industry Park,Nanshan Shenzhen,P.R.China

Site: 966 chamber
Tel:+86-0755-26503290
Fax:+86-0755-26503396

Job No.: RTTE #5882	Polarization: Vertical
Standard: FCC Class B 3M Radiated	Power Source: DC 5V
Test item: Radiation Test	Date: 2011/07/13
Temp.(C)/Hum.(%) 25 C / 50 %	Time: 16:10:50
EUT: 150M wireless usb adapter	Engineer Signature: Joe
Mode: TX Channel 6 (802.11n)	Distance: 3m
Model: WU106A	
Manufacturer: HAOLIYUAN (SHENZHEN) ELECTRONICS CO.,LTD	

Note:



No.	Freq. (MHz)	Reading (dBuV/m)	Factor (dB)	Result (dBuV/m)	Limit (dBuV/m)	Margin (dB)	Detector	Height (cm)	Degree (deg.)	Remark
-----	-------------	------------------	-------------	-----------------	----------------	-------------	----------	-------------	---------------	--------



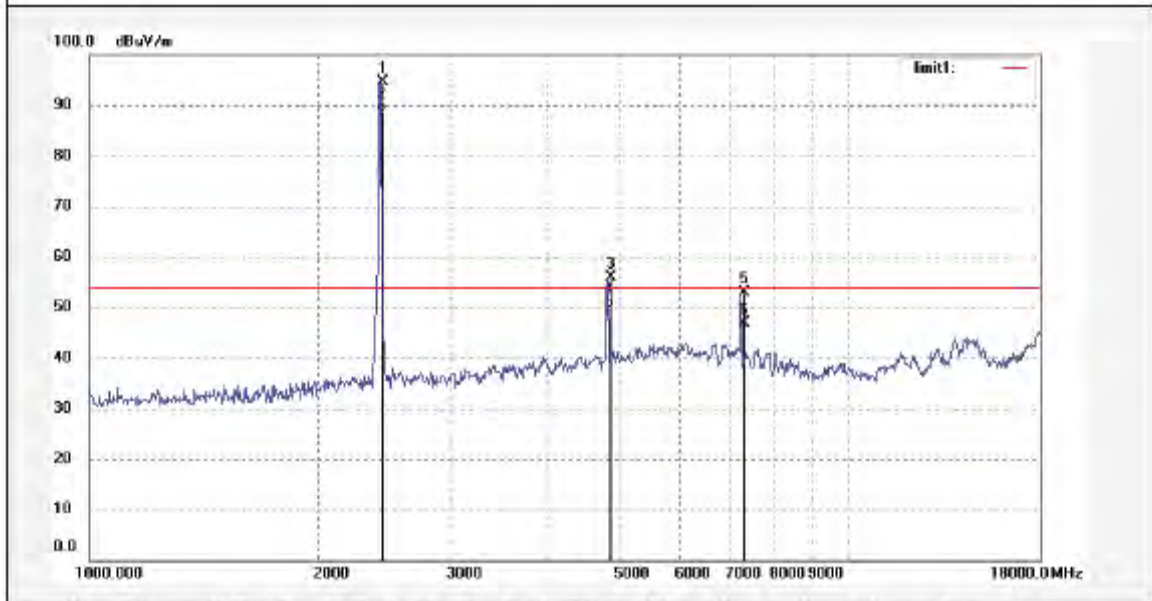
ACCURATE TECHNOLOGY CO., LTD.

F1,Bldg,A,Changyuan New Material Port Keyuan Rd,
Science & Industry Park,Nanshan Shenzhen,P.R.China

Site: 966 chamber
Tel:+86-0755-26503290
Fax:+86-0755-26503396

Job No.: RTTE #5900	Polarization: Horizontal
Standard: FCC Class B 3M Radiated	Power Source: DC 5V
Test item: Radiation Test	Date: 2011/07/14
Temp.(C)/Hum.(%) 25 C / 50 %	Time: 10:24:18
EUT: 150M wireless usb adapter	Engineer Signature: Joe
Mode: TX Channel 6 (802.11n)	Distance: 3m
Model: WU106A	
Manufacturer: HAOLIYUAN (SHENZHEN) ELECTRONICS CO.,LTD	

Note:



No.	Freq. (MHz)	Reading (dBuV/m)	Factor (dB)	Result (dBuV/m)	Limit (dBuV/m)	Margin (dB)	Detector	Height (cm)	Degree (deg.)	Remark
1	2437.035	101.95	-7.36	94.59	-	-	peak			
2	2437.035	96.02	-7.36	88.66	-	-	AVG			
3	4874.055	55.82	0.09	55.91	74.00	-18.09	peak			
4	4874.055	49.90	0.09	49.99	54.00	-4.01	AVG			
5	7311.080	49.70	3.22	52.92	74.00	-21.08	peak			
6	7311.080	43.78	3.22	47.00	54.00	-7.00	peak			

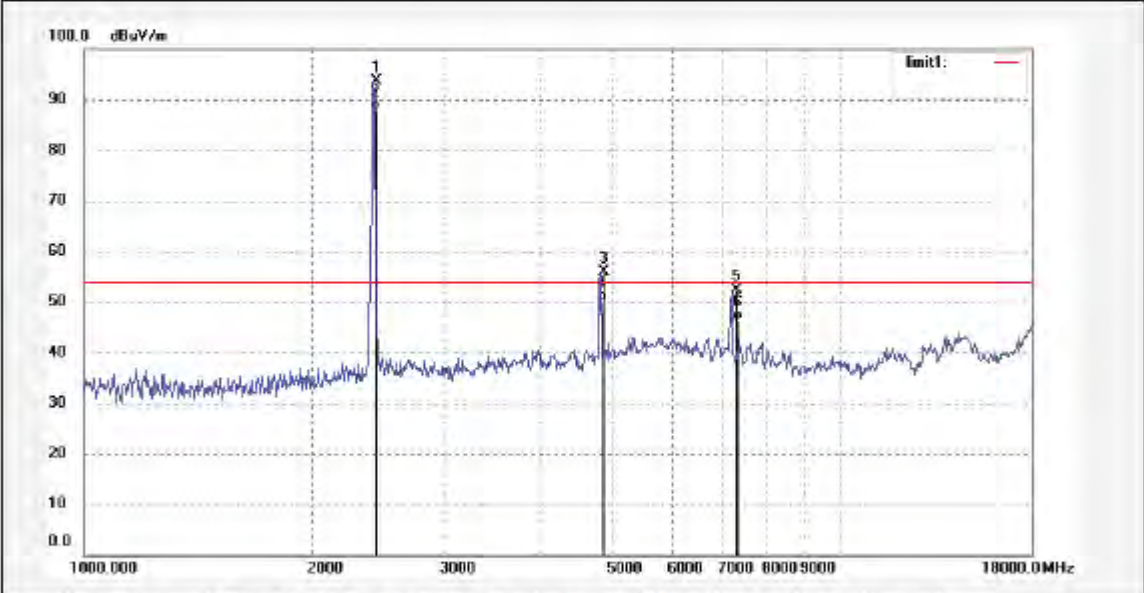


ACCURATE TECHNOLOGY CO., LTD.
 F1,Bldg,A,Changyuan New Material Port Keyuan Rd,
 Science & Industry Park,Nanshan Shenzhen,P.R.China

Site: 966 chamber
 Tel:+86-0755-26503290
 Fax:+86-0755-26503396

Job No.: RTTE #5901	Polarization: Vertical
Standard: FCC Class B 3M Radiated	Power Source: DC 5V
Test item: Radiation Test	Date: 2011/07/14
Temp.(C)/Hum.(%) 25 C / 50 %	Time: 10:28:46
EUT: 150M wireless usb adapter	Engineer Signature: Joe
Mode: TX Channel 6 (802.11n)	Distance: 3m
Model: WU106A	
Manufacturer: HAOLIYUAN (SHENZHEN) ELECTRONICS CO.,LTD	

Note:



No.	Freq. (MHz)	Reading (dBuV/m)	Factor (dB)	Result (dBuV/m)	Limit (dBuV/m)	Margin (dB)	Detector	Height (cm)	Degree (deg.)	Remark
1	2437.035	101.07	-7.36	93.71	-	-	peak			
2	2437.035	95.15	-7.36	87.79	-	-	AVG			
3	4874.055	55.91	0.09	56.00	74.00	-18.00	peak			
4	4874.055	50.00	0.09	50.09	54.00	-3.91	AVG			
5	7311.080	49.14	3.22	52.36	74.00	-21.64	peak			
6	7311.080	43.25	3.22	46.47	54.00	-7.53	AVG			



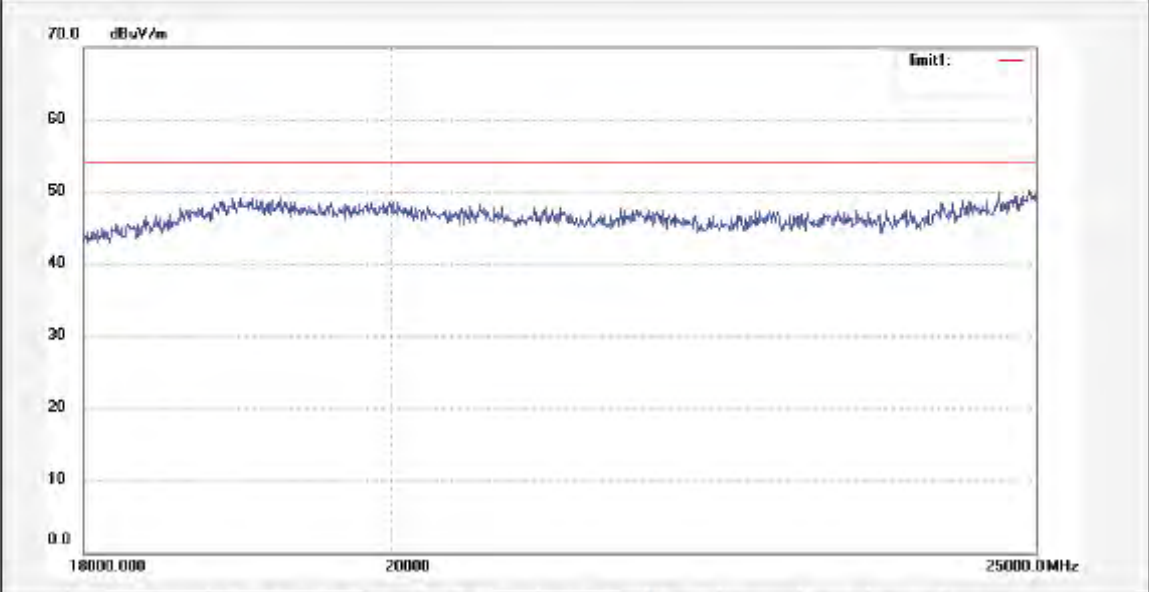
ACCURATE TECHNOLOGY CO., LTD.

F1,Bldg,A,Changyuan New Material Port Keyuan Rd,
Science & Industry Park,Nanshan Shenzhen,P.R.China

Site: 966 chamber
Tel:+86-0755-26503290
Fax:+86-0755-26503396

Job No.: RTTE #5919	Polarization: Horizontal
Standard: FCC Class B 3M Radiated	Power Source: DC 5V
Test item: Radiation Test	Date: 2011/07/14
Temp.(C)/Hum.(%) 25 C / 50 %	Time: 12:05:30
EUT: 150M wireless usb adapter	Engineer Signature: Joe
Mode: TX Channel 6 (802.11n)	Distance: 3m
Model: WU106A	
Manufacturer: HAOLIYUAN (SHENZHEN) ELECTRONICS CO.,LTD	

Note:



No.	Freq. (MHz)	Reading (dBuV/m)	Factor (dB)	Result (dBuV/m)	Limit (dBuV/m)	Margin (dB)	Detector	Height (cm)	Degree (deg.)	Remark
-----	-------------	------------------	-------------	-----------------	----------------	-------------	----------	-------------	---------------	--------



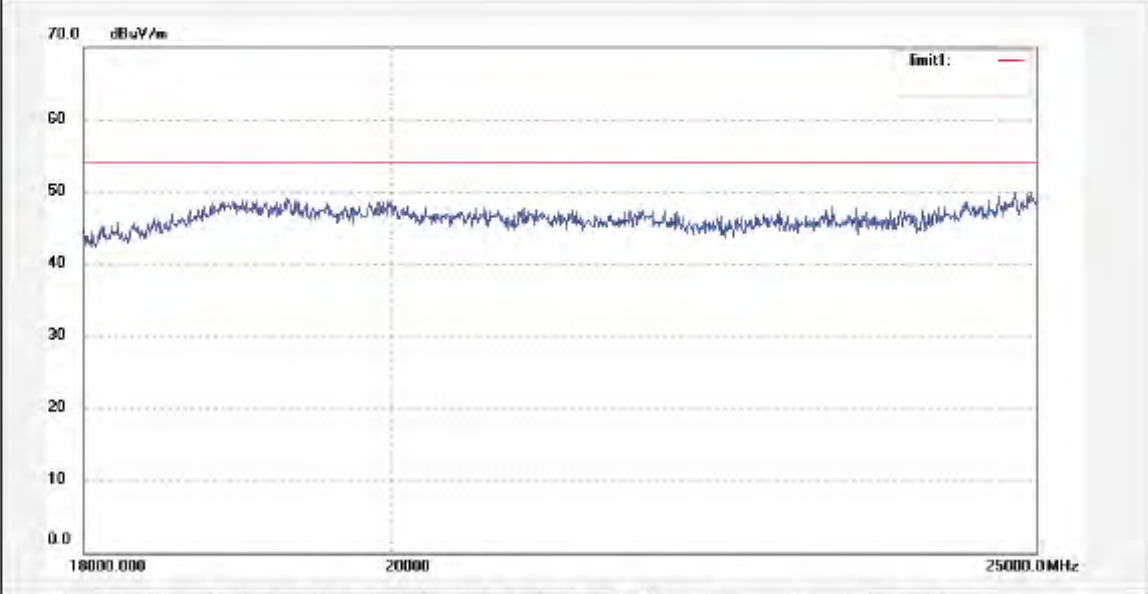
ACCURATE TECHNOLOGY CO., LTD.

F1,Bldg,A,Changyuan New Material Port Keyuan Rd,
Science & Industry Park,Nanshan Shenzhen,P.R.China

Site: 966 chamber
Tel:+86-0755-26503290
Fax:+86-0755-26503396

Job No.: RTTE #5918	Polarization: Vertical
Standard: FCC Class B 3M Radiated	Power Source: DC 5V
Test item: Radiation Test	Date: 2011/07/14
Temp.(C)/Hum.(%) 25 C / 50 %	Time: 12:01:19
EUT: 150M wireless usb adapter	Engineer Signature: Joe
Mode: TX Channel 6 (802.11n)	Distance: 3m
Model: WU106A	
Manufacturer: HAOLIYUAN (SHENZHEN) ELECTRONICS CO.,LTD	

Note:



No.	Freq. (MHz)	Reading (dBuV/m)	Factor (dB)	Result (dBuV/m)	Limit (dBuV/m)	Margin (dB)	Detector	Height (cm)	Degree (deg.)	Remark
-----	-------------	------------------	-------------	-----------------	----------------	-------------	----------	-------------	---------------	--------



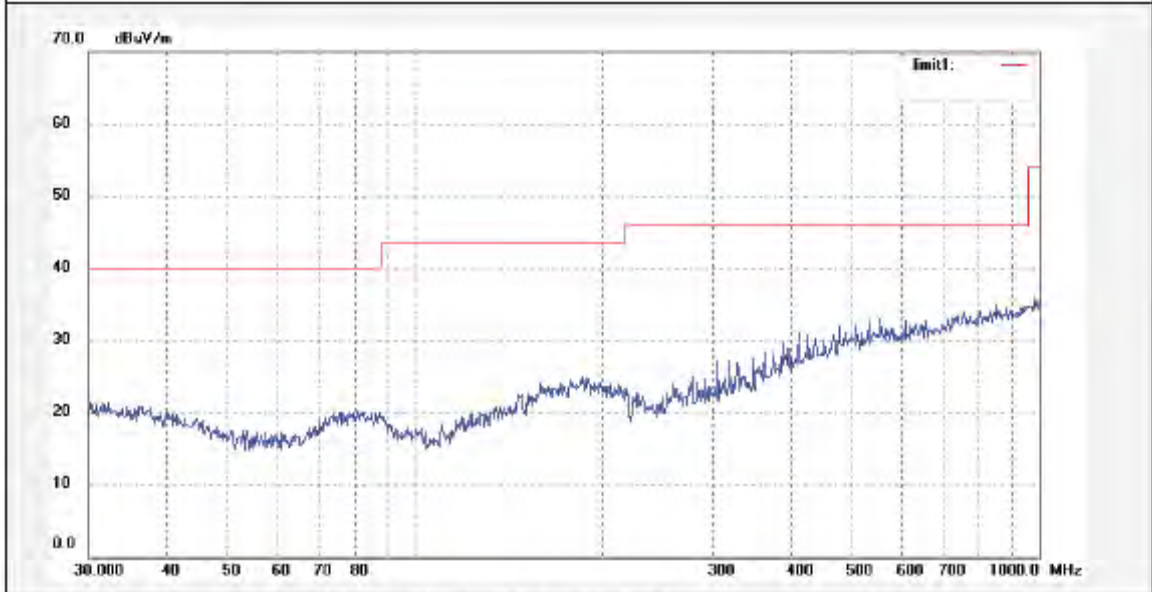
ACCURATE TECHNOLOGY CO., LTD.

F1,Bldg,A,Changyuan New Material Port Keyuan Rd,
Science & Industry Park,Nanshan Shenzhen,P.R.China

Site: 966 chamber
Tel:+86-0755-26503290
Fax:+86-0755-26503396

Job No.: RTTE #5884	Polarization: Horizontal
Standard: FCC Class B 3M Radiated	Power Source: DC 5V
Test item: Radiation Test	Date: 2011/07/13
Temp.(C)/Hum.(%) 25 C / 50 %	Time: 16:20:11
EUT: 150M wireless usb adapter	Engineer Signature: Joe
Mode: TX Channel 11 (802.11n)	Distance: 3m
Model: WU106A	
Manufacturer: HAOLIYUAN (SHENZHEN) ELECTRONICS CO.,LTD	

Note:



No.	Freq. (MHz)	Reading (dBuV/m)	Factor (dB)	Result (dBuV/m)	Limit (dBuV/m)	Margin (dB)	Detector	Height (cm)	Degree (deg.)	Remark
-----	-------------	------------------	-------------	-----------------	----------------	-------------	----------	-------------	---------------	--------



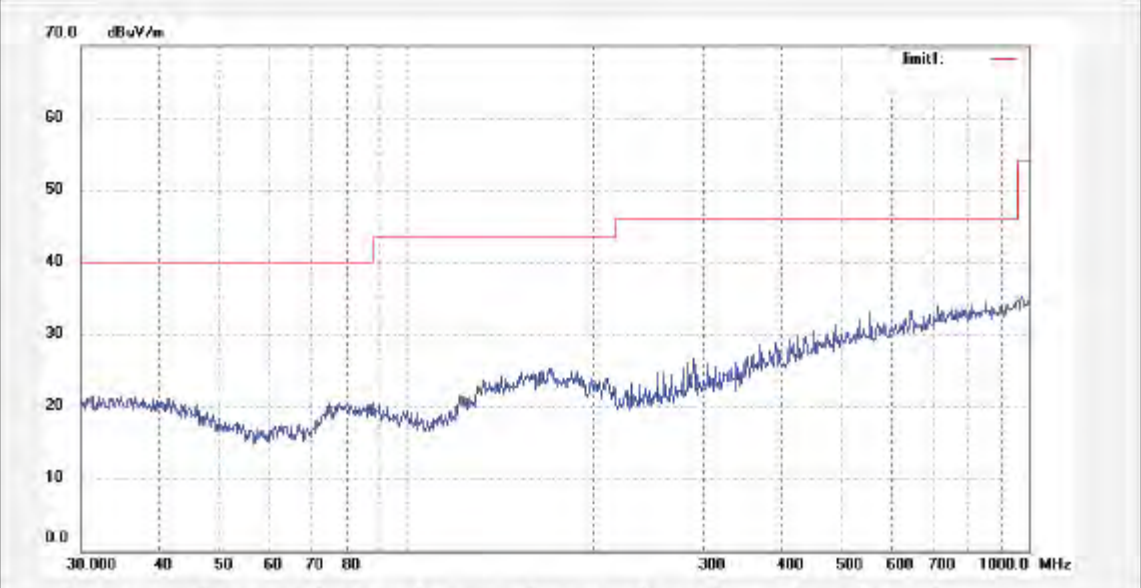
ACCURATE TECHNOLOGY CO., LTD.

F1,Bldg,A,Changyuan New Material Port Keyuan Rd,
Science & Industry Park,Nanshan Shenzhen,P.R.China

Site: 966 chamber
Tel:+86-0755-26503290
Fax:+86-0755-26503396

Job No.: RTTE #5885	Polarization: Vertical
Standard: FCC Class B 3M Radiated	Power Source: DC 5V
Test item: Radiation Test	Date: 2011/07/13
Temp.(C)/Hum.(%) 25 C / 50 %	Time: 16:24:23
EUT: 150M wireless usb adapter	Engineer Signature: Joe
Mode: TX Channel 11 (802.11n)	Distance: 3m
Model: WU106A	
Manufacturer: HAOLIYUAN (SHENZHEN) ELECTRONICS CO.,LTD	

Note:



No.	Freq. (MHz)	Reading (dBuV/m)	Factor (dB)	Result (dBuV/m)	Limit (dBuV/m)	Margin (dB)	Detector	Height (cm)	Degree (deg.)	Remark
-----	-------------	------------------	-------------	-----------------	----------------	-------------	----------	-------------	---------------	--------

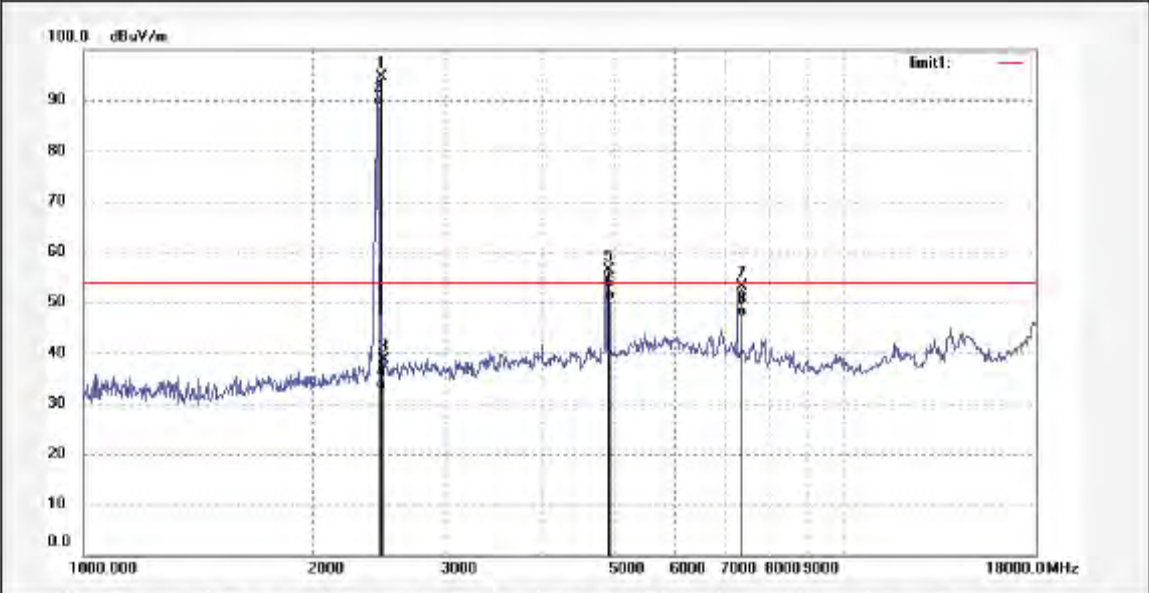


ACCURATE TECHNOLOGY CO., LTD.
 F1,Bldg,A,Changyuan New Material Port Keyuan Rd,
 Science & Industry Park,Nanshan Shenzhen,P.R.China

Site: 966 chamber
 Tel:+86-0755-26503290
 Fax:+86-0755-26503396

Job No.: RTTE #5903	Polarization: Horizontal
Standard: FCC Class B 3M Radiated	Power Source: DC 5V
Test item: Radiation Test	Date: 2011/07/14
Temp.(C)/Hum.(%) 25 C / 50 %	Time: 10:38:23
EUT: 150M wireless usb adapter	Engineer Signature: Joe
Mode: TX Channel 11 (802.11n)	Distance: 3m
Model: WU106A	
Manufacturer: HAOLIYUAN (SHENZHEN) ELECTRONICS CO.,LTD	

Note:



No.	Freq. (MHz)	Reading (dBuV/m)	Factor (dB)	Result (dBuV/m)	Limit (dBuV/m)	Margin (dB)	Detector	Height (cm)	Degree (deg.)	Remark
1	2462.034	102.10	-7.35	94.75	-	-	peak			
2	2462.034	96.11	-7.35	88.76	-	-	AVG			
3	2483.500	45.89	-7.37	38.52	74.00	-35.48	peak			
4	2483.500	39.93	-7.37	32.56	54.00	-21.44	AVG			
5	4924.054	56.16	0.34	56.50	74.00	-17.50	peak			
6	4924.054	50.13	0.34	50.47	54.00	-3.53	AVG			
7	7368.079	49.80	3.34	53.14	74.00	-20.86	peak			
8	7368.079	43.83	3.34	47.17	54.00	-6.83	AVG			

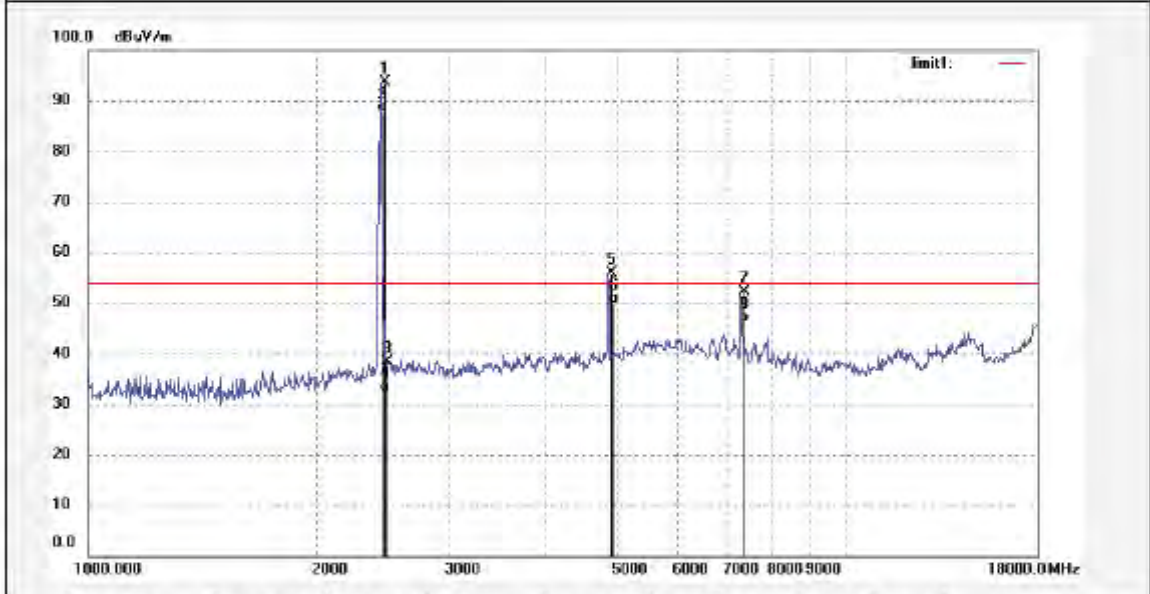


ACCURATE TECHNOLOGY CO., LTD.
 F1,Bldg,A,Changyuan New Material Port Keyuan Rd,
 Science & Industry Park,Nanshan Shenzhen,P.R.China

Site: 966 chamber
 Tel:+86-0755-26503290
 Fax:+86-0755-26503396

Job No.: RTTE #5902	Polarization: Vertical
Standard: FCC Class B 3M Radiated	Power Source: DC 5V
Test item: Radiation Test	Date: 2011/07/14
Temp.(C)/Hum.(%) 25 C / 50 %	Time: 10:33:57
EUT: 150M wireless usb adapter	Engineer Signature: Joe
Mode: TX Channel 11 (802.11n)	Distance: 3m
Model: WU106A	
Manufacturer: HAOLIYUAN (SHENZHEN) ELECTRONICS CO.,LTD	

Note:



No.	Freq. (MHz)	Reading (dBuV/m)	Factor (dB)	Result (dBuV/m)	Limit (dBuV/m)	Margin (dB)	Detector	Height (cm)	Degree (deg.)	Remark
1	2462.034	100.96	-7.35	93.61	-	-	peak			
2	2462.034	95.03	-7.35	87.68	-	-	AVG			
3	2483.500	45.72	-7.37	38.35	74.00	-35.65	peak			
4	2483.500	39.81	-7.37	32.44	54.00	-21.56	AVG			
5	4924.054	55.42	0.34	55.76	74.00	-18.24	peak			
6	4924.054	49.53	0.34	49.87	54.00	-4.13	AVG			
7	7386.079	48.69	3.39	52.08	74.00	-21.92	peak			
8	7386.079	42.77	3.39	46.16	54.00	-7.84	AVG			



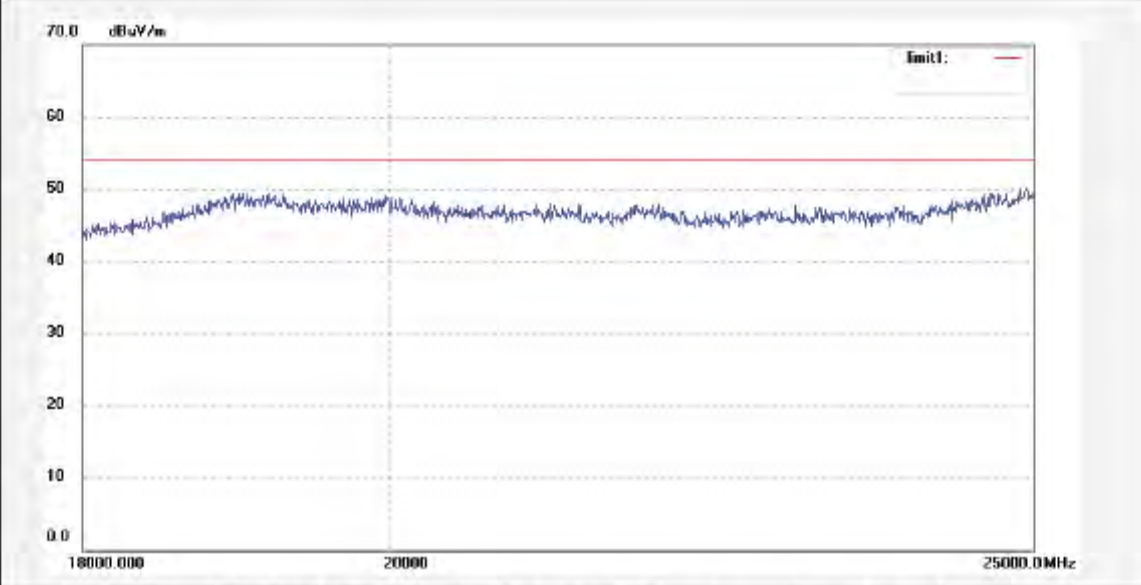
ACCURATE TECHNOLOGY CO., LTD.

F1,Bldg,A,Changyuan New Material Port Keyuan Rd,
Science & Industry Park,Nanshan Shenzhen,P.R.China

Site: 966 chamber
Tel:+86-0755-26503290
Fax:+86-0755-26503396

Job No.: RTTE #5920	Polarization: Horizontal
Standard: FCC Class B 3M Radiated	Power Source: DC 5V
Test item: Radiation Test	Date: 2011/07/14
Temp.(C)/Hum.(%) 25 C / 50 %	Time: 12:10:41
EUT: 150M wireless usb adapter	Engineer Signature: Joe
Mode: TX Channel 11 (802.11n)	Distance: 3m
Model: WU106A	
Manufacturer: HAOLIYUAN (SHENZHEN) ELECTRONICS CO.,LTD	

Note:



No.	Freq. (MHz)	Reading (dBuV/m)	Factor (dB)	Result (dBuV/m)	Limit (dBuV/m)	Margin (dB)	Detector	Height (cm)	Degree (deg.)	Remark
-----	-------------	------------------	-------------	-----------------	----------------	-------------	----------	-------------	---------------	--------



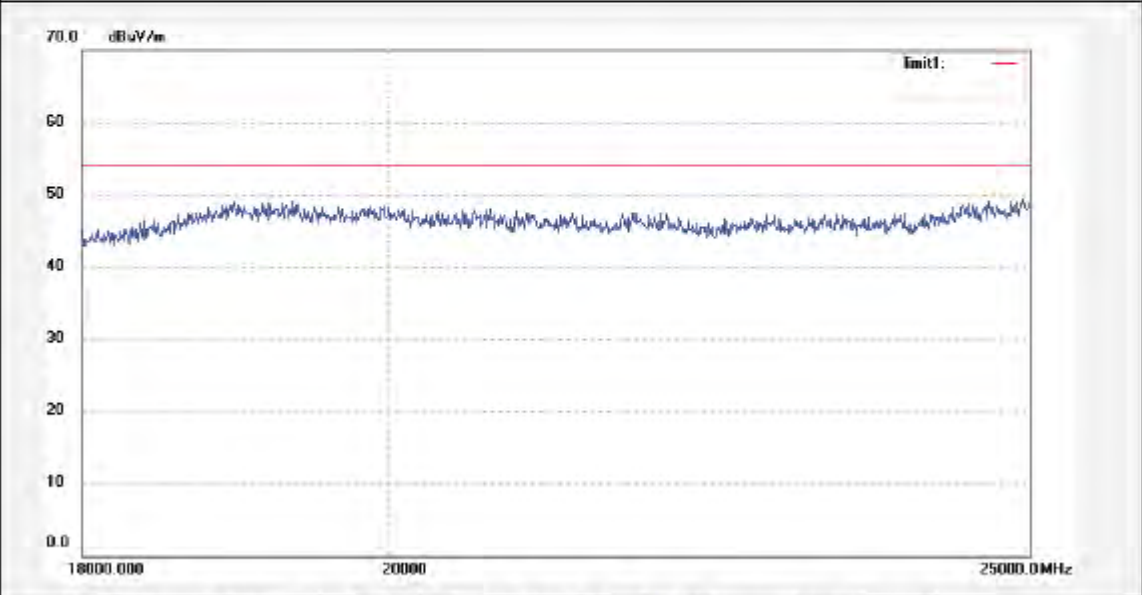
ACCURATE TECHNOLOGY CO., LTD.

F1,Bldg,A,Changyuan New Material Port Keyuan Rd,
Science & Industry Park,Nanshan Shenzhen,P.R.China

Site: 966 chamber
Tel:+86-0755-26503290
Fax:+86-0755-26503396

Job No.: RTTE #5921	Polarization: Vertical
Standard: FCC Class B 3M Radiated	Power Source: DC 5V
Test item: Radiation Test	Date: 2011/07/14
Temp.(C)/Hum.(%) 25 C / 50 %	Time: 12:15:08
EUT: 150M wireless usb adapter	Engineer Signature: Joe
Mode: TX Channel 11 (802.11n)	Distance: 3m
Model: WU106A	
Manufacturer: HAOLIYUAN (SHENZHEN) ELECTRONICS CO.,LTD	

Note:



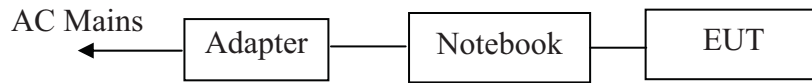
No.	Freq. (MHz)	Reading (dBuV/m)	Factor (dB)	Result (dBuV/m)	Limit (dBuV/m)	Margin (dB)	Detector	Height (cm)	Degree (deg.)	Remark
-----	-------------	------------------	-------------	-----------------	----------------	-------------	----------	-------------	---------------	--------

10.AC POWER LINE CONDUCTED EMISSION FOR FCC PART

15 SECTION 15.207(A)

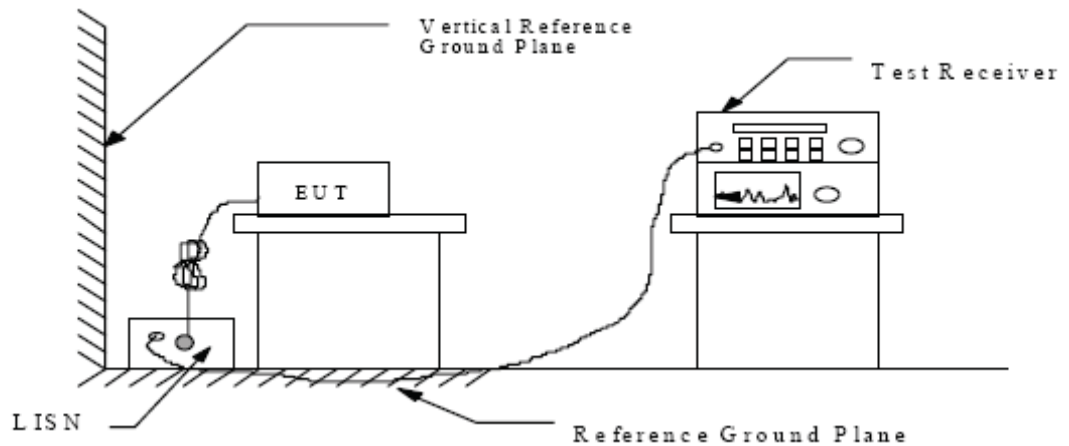
10.1.Block Diagram of Test Setup

10.1.1.Block diagram of connection between the EUT and simulators



(EUT: 150M wireless usb adapter)

10.1.2.Shielding Room Test Setup Diagram



(EUT: 150M wireless usb adapter)

10.2.The Emission Limit

10.2.1.Conducted Emission Measurement Limits According to Section 15.207(a)

Frequency (MHz)	Limit dB(μV)	
	Quasi-peak Level	Average Level
0.15 - 0.50	66.0 – 56.0 *	56.0 – 46.0 *
0.50 - 5.00	56.0	46.0
5.00 - 30.00	60.0	50.0

* Decreases with the logarithm of the frequency.

10.3. Configuration of EUT on Measurement

The following equipment are installed on the Conducted Emission Measurement to meet the commission requirements and operating regulations in a manner which tends to maximize its emission characteristics in normal application.

10.3.1. 150M wireless usb adapter (EUT)

Model Number : WU106A
Serial Number : N/A
Manufacturer : HAOLIYUAN (SHENZHEN) ELECTRONIC CO., LTD

10.4. Operating Condition of EUT

10.4.1. Setup the EUT and simulator as shown as Section 10.1.

10.4.2. Turn on the power of all equipment.

10.4.3. Let the EUT work in TX (802.11b Channel Middle, 802.11g Channel Middle, 802.11n Channel Middle) mode measure it.

10.5. Test Procedure

The EUT is put on the plane 0.8m high above the ground by insulating support and is connected to the power mains through a line impedance stabilization network (L.I.S.N.). This provides a 50ohm coupling impedance for the EUT system. Please refer the block diagram of the test setup and photographs. Both sides of AC lines are checked to find out the maximum conducted emission. In order to find the maximum emission levels, the relative positions of equipment and all of the interface cables shall be changed according to ANSI C63.4: 2003 on Conducted Emission Measurement.

The bandwidth of test receiver (R & S ESCS30) is set at 9kHz.

The frequency range from 150kHz to 30MHz is checked.

10.6. Power Line Conducted Emission Measurement Results

PASS.

The frequency range from 150kHz to 30MHz is checked.

Date of Test:	<u>July 13, 2011</u>	Temperature:	<u>25°C</u>
EUT:	<u>150M wireless usb adapter</u>	Humidity:	<u>50%</u>
Model No.:	<u>WU106A</u>	Power Supply:	<u>AC 120V/60Hz</u>
Test Mode:	<u>TX 802.11b Channel Middle</u>	Test Engineer:	<u>Pei</u>

Frequency (MHz)	Result (dB μ V)	Limit (dB μ V)	Margin (dB)	Detector	Line
0.198359	52.70	63.7	-11.0	QP	Neutral
0.298051	46.00	60.3	-14.3	QP	
1.593857	34.80	56.0	-21.2	QP	
0.198359	40.10	53.7	-13.6	AV	
0.596975	32.80	46.0	-13.2	AV	
1.593857	29.30	46.0	-16.7	AV	
0.198359	51.50	63.7	-12.2	QP	Live
0.298051	44.20	60.3	-16.1	QP	
0.596975	40.20	56.0	-15.8	QP	
0.596975	33.20	46.0	-12.8	AV	
1.593857	30.80	46.0	-15.2	AV	
1.692213	30.40	46.0	-15.6	AV	

Emissions attenuated more than 20 dB below the permissible value are not reported.
The spectral diagrams are attached as below.

Date of Test:	July 13, 2011	Temperature:	25°C
EUT:	150M wireless usb adapter	Humidity:	50%
Model No.:	WU106A	Power Supply:	AC 120V/60Hz
Test Mode:	TX 802.11g Channel Middle	Test Engineer:	Pei

Frequency (MHz)	Result (dBμV)	Limit (dBμV)	Margin (dB)	Detector	Line
0.198359	52.50	63.7	-11.2	QP	Neutral
0.298051	45.70	60.3	-14.6	QP	
0.596975	37.50	56.0	-18.5	QP	
0.198359	39.90	53.7	-13.8	AV	
0.599363	32.90	46.0	-13.1	AV	
1.593857	25.60	46.0	-20.4	AV	
0.199152	50.60	63.6	-13.0	QP	Live
0.299243	43.70	60.3	-16.6	QP	
0.599363	40.20	56.0	-15.8	QP	
0.599363	33.30	46.0	-12.7	AV	
1.600232	31.00	46.0	-15.0	AV	
1.698981	30.70	46.0	-15.3	AV	

Emissions attenuated more than 20 dB below the permissible value are not reported.
The spectral diagrams are attached as below.

Date of Test:	July 13, 2011	Temperature:	25°C
EUT:	150M wireless usb adapter	Humidity:	50%
Model No.:	WU106A	Power Supply:	AC 120V/60Hz
Test Mode:	TX 802.11n Channel Middle	Test Engineer:	Pei

Frequency (MHz)	Result (dBμV)	Limit (dBμV)	Margin (dB)	Detector	Line
0.199152	52.20	63.6	-11.4	QP	Neutral
0.299243	45.70	60.3	-14.6	QP	
1.600232	35.20	56.0	-20.8	QP	
0.200748	39.50	53.6	-14.1	AV	
0.599363	33.00	46.0	-13.0	AV	
1.600232	29.70	46.0	-16.3	AV	
0.199152	50.40	63.6	-13.2	QP	
0.299243	43.50	60.3	-16.8	QP	
0.599363	40.10	56.0	-15.9	QP	
0.599363	33.40	46.0	-12.6	AV	
1.600232	31.20	46.0	-14.8	AV	
16.208260	36.00	50.0	-14.0	AV	

Emissions attenuated more than 20 dB below the permissible value are not reported.
The spectral diagrams are attached as below.

ACCURATE TECHNOLOGY CO., LTD

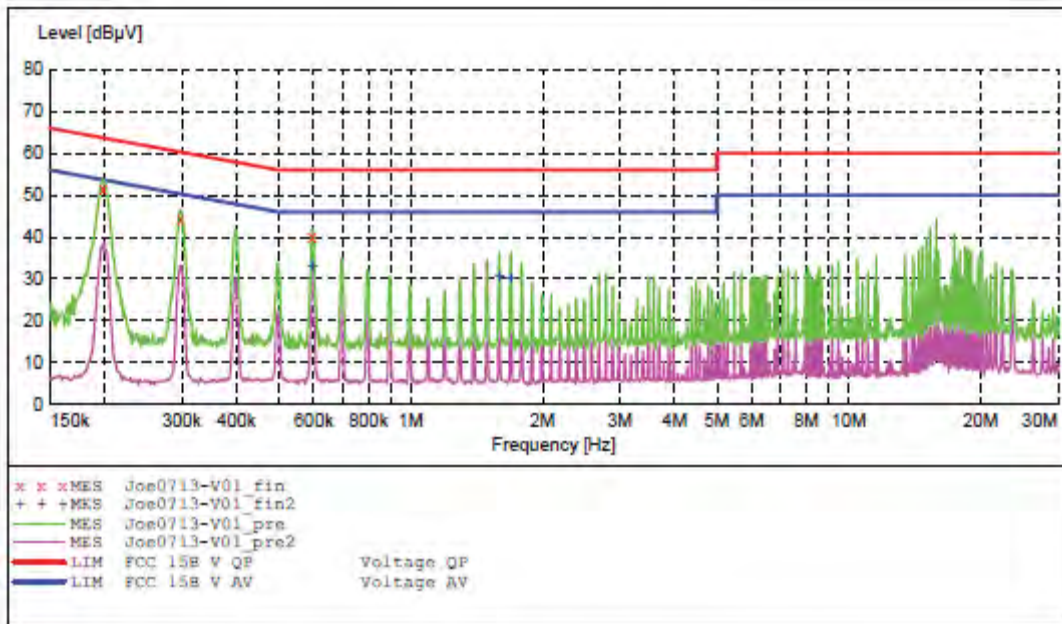
CONDUCTED EMISSION STANDARD FCC PART 15 B

EUT: 150M wireless usb adapter M/N:WU106A
 Manufacturer: HAOLIYUAN (SHENZHEN) ELECTRONIC CO., LTD
 Operating Condition: TX Channel 6 (802.11b)
 Test Site: 1#Shielding Room
 Operator: Joe
 Test Specification: L 120V/60Hz
 Comment:
 Start of Test: 7/13/2011 / 9:33:56AM

SCAN TABLE: "V 150K-30MHz fin"

Start	Stop	Step	Detector	Meas. Time	IF Bandw.	Transducer
150.0 kHz	30.0 MHz	0.8 %	QuasiPeak	1.0 s	9 kHz	NSLK8126 2008

Short Description: _SUB_STD_VTERM2 1.70
 Average



MEASUREMENT RESULT: "Joe0713-V01_fin"

7/13/2011 9:36AM

Frequency MHz	Level dBuV	Transd dB	Limit dBuV	Margin dB	Detector	Line	PE
0.198359	51.50	11.2	63.7	12.2	QP	L1	GND
0.298051	44.20	11.6	60.3	16.1	QP	L1	GND
0.596975	40.20	12.0	56.0	15.8	QP	L1	GND

MEASUREMENT RESULT: "Joe0713-V01_fin2"

7/13/2011 9:36AM

Frequency MHz	Level dBuV	Transd dB	Limit dBuV	Margin dB	Detector	Line	PE
0.596975	33.20	12.0	46.0	12.8	AV	L1	GND
1.593857	30.80	11.7	46.0	15.2	AV	L1	GND
1.692213	30.40	11.7	46.0	15.6	AV	L1	GND

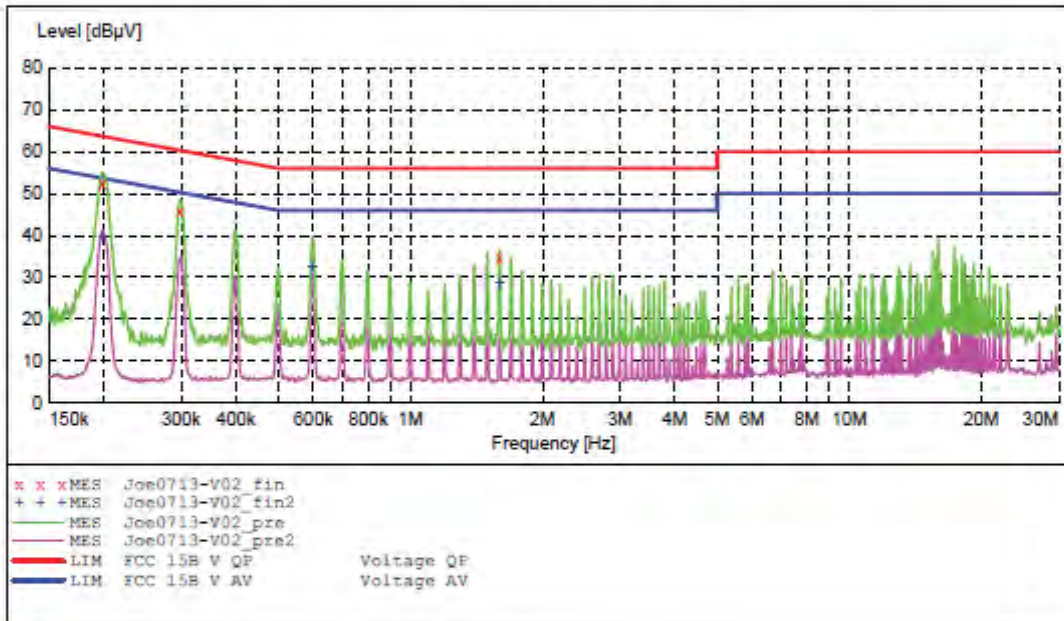
ACCURATE TECHNOLOGY CO., LTD

CONDUCTED EMISSION STANDARD FCC PART 15 B

EUT: 150M wireless usb adapter M/N:WU106A
 Manufacturer: HAOLIYUAN (SHENZHEN) ELECTRONIC CO., LTD
 Operating Condition: TX Channel 6 (802.11b)
 Test Site: 1#Shielding Room
 Operator: Joe
 Test Specification: N 120V/60Hz
 Comment:
 Start of Test: 7/13/2011 / 9:37:37AM

SCAN TABLE: "V 150K-30MHz fin"

Short Description: _SUB STD VTERM2 1.70
 Start Stop Step Detector Meas. IF Transducer
 Frequency Frequency Width Time Bandw.
 150.0 kHz 30.0 MHz 0.8 % QuasiPeak 1.0 s 9 kHz NSLK8126 2008
 Average



MEASUREMENT RESULT: "Joe0713-V02_fin"

7/13/2011 9:40AM

Frequency MHz	Level dBuV	Transd dB	Limit dBuV	Margin dB	Detector	Line	PE
0.198359	52.70	11.2	63.7	11.0	QP	N	GND
0.298051	46.00	11.6	60.3	14.3	QP	N	GND
1.593857	34.80	11.7	56.0	21.2	QP	N	GND

MEASUREMENT RESULT: "Joe0713-V02_fin2"

7/13/2011 9:40AM

Frequency MHz	Level dBuV	Transd dB	Limit dBuV	Margin dB	Detector	Line	PE
0.198359	40.10	11.2	53.7	13.6	AV	N	GND
0.596975	32.80	12.0	46.0	13.2	AV	N	GND
1.593857	29.30	11.7	46.0	16.7	AV	N	GND

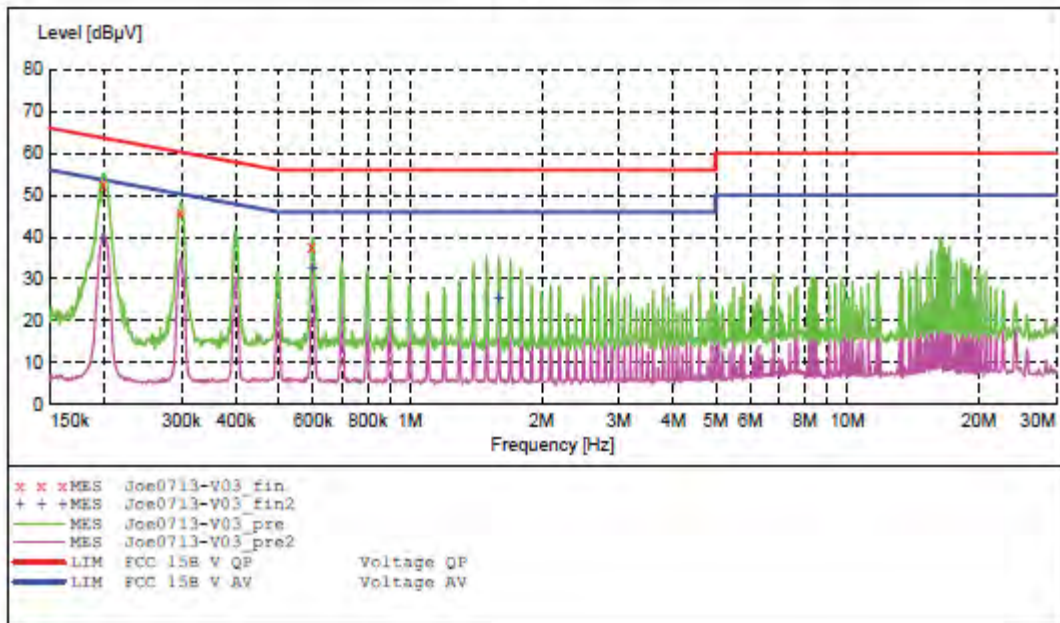
ACCURATE TECHNOLOGY CO., LTD

CONDUCTED EMISSION STANDARD FCC PART 15 B

EUT: 150M wireless usb adapter M/N:WU106A
 Manufacturer: HAOLIYUAN (SHENZHEN) ELECTRONIC CO., LTD
 Operating Condition: TX Channel 6 (802.11g)
 Test Site: 1#Shielding Room
 Operator: Joe
 Test Specification: N 120V/60Hz
 Comment:
 Start of Test: 7/13/2011 / 9:40:43AM

SCAN TABLE: "V 150K-30MHz fin"

Start Frequency	Stop Frequency	Step Width	Detector	Meas. Time	IF Bandw.	Transducer
150.0 kHz	30.0 MHz	0.8 %	QuasiPeak	1.0 s	9 kHz	NSLK8126 2008
Average						



MEASUREMENT RESULT: "Joe0713-V03_fin"

7/13/2011 9:43AM

Frequency MHz	Level dBuV	Transd dB	Limit dBuV	Margin dB	Detector	Line	PE
0.198359	52.50	11.2	63.7	11.2	QP	N	GND
0.298051	45.70	11.6	60.3	14.6	QP	N	GND
0.596975	37.50	12.0	56.0	18.5	QP	N	GND

MEASUREMENT RESULT: "Joe0713-V03_fin2"

7/13/2011 9:43AM

Frequency MHz	Level dBuV	Transd dB	Limit dBuV	Margin dB	Detector	Line	PE
0.198359	39.90	11.2	53.7	13.8	AV	N	GND
0.599363	32.90	12.0	46.0	13.1	AV	N	GND
1.593857	25.60	11.7	46.0	20.4	AV	N	GND

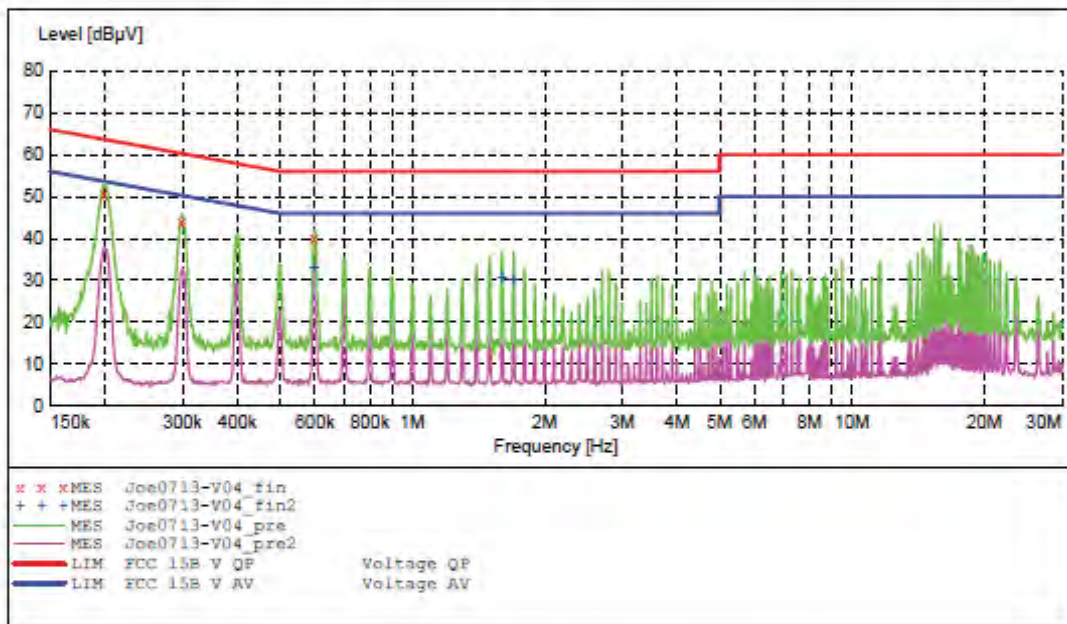
ACCURATE TECHNOLOGY CO., LTD

CONDUCTED EMISSION STANDARD FCC PART 15 B

EUT: 150M wireless usb adapter M/N:WU106A
 Manufacturer: HAOLIYUAN (SHENZHEN) ELECTRONIC CO., LTD
 Operating Condition: TX Channel 6 (802.11g)
 Test Site: 1#Shielding Room
 Operator: Joe
 Test Specification: L 120V/60Hz
 Comment:
 Start of Test: 7/13/2011 / 9:44:13AM

SCAN TABLE: "V 150K-30MHz fin"

Start	Stop	Step	Detector	Meas. Time	IF Bandw.	Transducer
150.0 kHz	30.0 MHz	0.8 %	QuasiPeak	1.0 s	9 kHz	NSLK8126 2008
Average						



MEASUREMENT RESULT: "Joe0713-V04_fin"

7/13/2011 9:46AM

Frequency MHz	Level dBuV	Transd dB	Limit dBuV	Margin dB	Detector	Line	PE
0.199152	50.60	11.2	63.6	13.0	QP	L1	GND
0.299243	43.70	11.6	60.0	16.6	QP	L1	GND
0.599363	40.20	12.0	56.0	15.8	QP	L1	GND

MEASUREMENT RESULT: "Joe0713-V04_fin2"

7/13/2011 9:46AM

Frequency MHz	Level dBuV	Transd dB	Limit dBuV	Margin dB	Detector	Line	PE
0.599363	33.30	12.0	46.0	12.7	AV	L1	GND
1.600232	31.00	11.7	46.0	15.0	AV	L1	GND
1.698981	30.70	11.7	46.0	15.3	AV	L1	GND

ACCURATE TECHNOLOGY CO., LTD

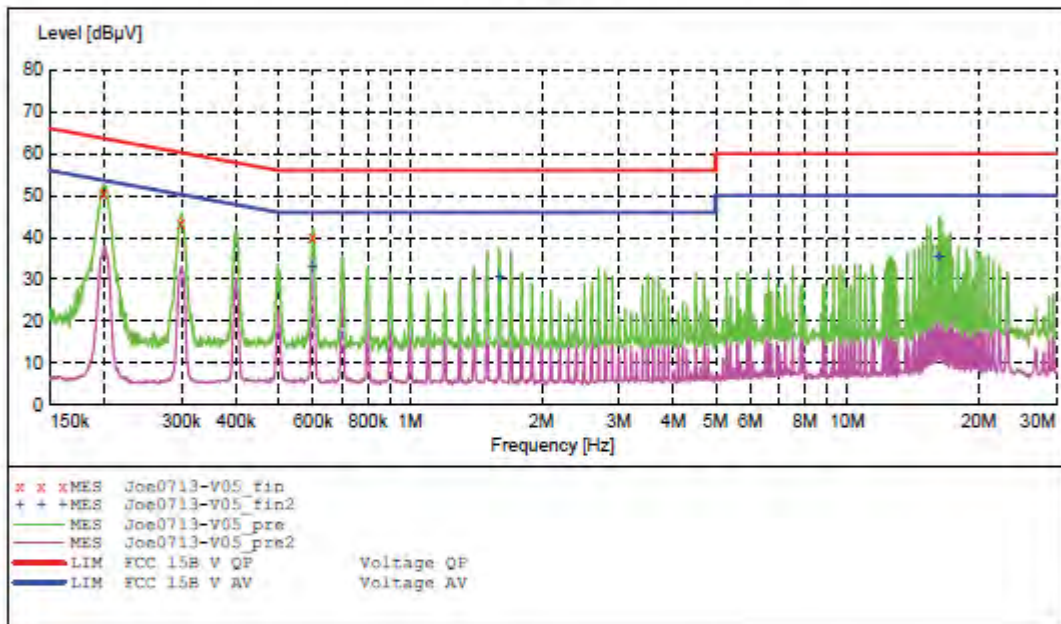
CONDUCTED EMISSION STANDARD FCC PART 15 B

EUT: 150M wireless usb adapter M/N:WU106A
 Manufacturer: HAOLIYUAN (SHENZHEN) ELECTRONIC CO., LTD
 Operating Condition: TX Channel 6 (802.11n)
 Test Site: 1#Shielding Room
 Operator: Joe
 Test Specification: L 120V/60Hz
 Comment: Sample No.:102541 Report No.:ATE20102255
 Start of Test: 7/13/2011 / 9:47:16AM

SCAN TABLE: "V 150K-30MHz fin"

Start	Stop	Step	Detector	Meas. Time	IF Bandw.	Transducer
150.0 kHz	30.0 MHz	0.8 %	QuasiPeak	1.0 s	9 kHz	NSLK8126 2008

Short Description: _SUB_STD_VTERM2 1.70
 Average



MEASUREMENT RESULT: "Joe0713-V05_fin"

7/13/2011 9:49AM

Frequency MHz	Level dBuV	Transd dB	Limit dBuV	Margin dB	Detector	Line	PE
0.199152	50.40	11.2	63.6	13.2	QP	L1	GND
0.299243	43.50	11.6	60.3	16.8	QP	L1	GND
0.599363	40.10	12.0	56.0	15.9	QP	L1	GND

MEASUREMENT RESULT: "Joe0713-V05_fin2"

7/13/2011 9:49AM

Frequency MHz	Level dBuV	Transd dB	Limit dBuV	Margin dB	Detector	Line	PE
0.599363	33.40	12.0	46.0	12.6	AV	L1	GND
1.600232	31.20	11.7	46.0	14.8	AV	L1	GND
16.208260	36.00	11.2	50.0	14.0	AV	L1	GND

ACCURATE TECHNOLOGY CO.,LTD

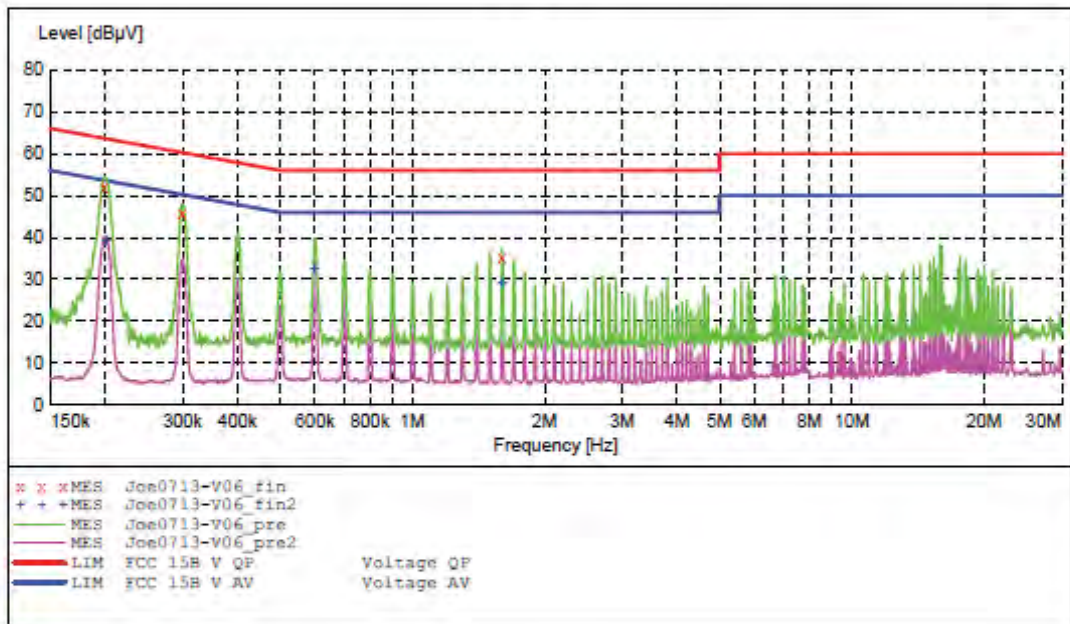
CONDUCTED EMISSION STANDARD FCC PART 15 B

EUT: 150M wireless usb adapter M/N:WU106A
 Manufacturer: HAOLIYUAN (SHENZHEN) ELECTRONIC CO., LTD
 Operating Condition: TX Channel 6 (802.11n)
 Test Site: 1#Shielding Room
 Operator: Joe
 Test Specification: N 120V/60Hz
 Comment:
 Start of Test: 7/13/2011 / 9:50:32AM

SCAN TABLE: "V 150K-30MHz fin"

Start Frequency	Stop Frequency	Step Width	Detector	Meas. Time	IF Bandw.	Transducer
150.0 kHz	30.0 MHz	0.8 %	QuasiPeak	1.0 s	9 kHz	NSLK8126 2008

Short Description: _SUB STD VTERM2 1.70
 Average



MEASUREMENT RESULT: "Joe0713-V06_fin"

7/13/2011 9:52AM

Frequency MHz	Level dBuV	Transd dB	Limit dBuV	Margin dB	Detector	Line	PE
0.199152	52.20	11.2	63.6	11.4	QP	N	GND
0.299243	45.70	11.6	60.3	14.6	QP	N	GND
1.600232	35.20	11.7	56.0	20.8	QP	N	GND

MEASUREMENT RESULT: "Joe0713-V06_fin2"

7/13/2011 9:52AM

Frequency MHz	Level dBuV	Transd dB	Limit dBuV	Margin dB	Detector	Line	PE
0.200748	39.50	11.2	53.6	14.1	AV	N	GND
0.599363	33.00	12.0	46.0	13.0	AV	N	GND
1.600232	29.70	11.7	46.0	16.3	AV	N	GND


11. ANTENNA REQUIREMENT

11.1. The Requirement

According to Section 15.203, an intentional radiator shall be designed to ensure that no antenna other than that furnished by the responsible party shall be used with the device.

11.2. Antenna Construction

Device is equipped with unique antenna, which is formed by a copper trace on the PCB. Therefore, the equipment complies with the antenna requirement of Section 15.203.



Antenna