

47 CFR PART 15 SUBPART C TEST REPORT

for

Wireless Mouse

Model No.: MSH21M-5

FCC ID: YWO-MSH21M-5

of

Applicant: ELECOM CO., LTD.

**Address: Fushimimachi 4-1-1, Chuo-ku, Osaka City, Osaka
Japan 541-8765**

Tested and Prepared

By

Worldwide Testing Services (Taiwan) Co., Ltd.

FCC Registration No.: TW1072, TW1140, TW1146, TW1477, TW0037

Industry Canada filed test laboratory Reg. No.: 20037, 31634



Report No.: W6M22409-23717-C-2

6F., No. 58, Ln. 188, Rueiguang Rd., Neihu Dist., Taipei City, Taiwan (R.O.C.)
TEL: 886-2-66068877 FAX: 886-2-66068879 E-mail: wts@wts-lab.com



Registration number: W6M22409-23717-C-2

FCC ID: YWO-MSH21M-5

TABLE OF CONTENTS

1	GENERAL INFORMATION.....	2
1.1	NOTES	2
1.2	TESTING LABORATORY	3
1.2.1	Location	3
1.2.2	Details of accreditation status	3
1.3	APPLICATION DETAILS.....	3
1.4	GENERAL INFORMATION OF TEST ITEM.....	4
1.5	DUTY CYCLE AND FACTOR.....	4
1.6	TEST STANDARDS	6
2	TEST CONFIGURATION.....	7
2.1	TEST ENVIRONMENT	7
2.2	MEASUREMENT UNCERTAINTY	7
2.3	TEST EQUIPMENT LIST.....	8
3	TEST RESULTS (ENCLOSURE)	9
3.1	PEAK OUTPUT POWER (TRANSMITTER).....	10
3.2	SPURIOUS EMISSIONS RADIATED – TRANSMITTER OPERATING	15
3.3	EMISSIONS IN NONRESTRICTED FREQUENCY BANDS.....	17
3.4	MINIMUM 6 DB BANDWIDTH.....	20
3.5	PEAK POWER SPECTRAL DENSITY	24
3.6	POWER LINE CONDUCTED EMISSION	28

Appendix: Diagrams



Worldwide Testing Services(Taiwan) Co., Ltd.

Registration number: W6M22409-23717-C-2

FCC ID: YWO-MSH21M-5

1 General Information

1.1 Notes

The purpose of conformity testing is to increase the probability of adherence to the essential requirements or conformity specifications, as appropriate.

The complexity of the technical specifications, however, means that full and thorough testing is impractical for both technical and economic reasons.

Furthermore, there is no guarantee that a test sample which has passed all the relevant tests conforms to a specification.

Neither is there any guarantee that such a test sample will interwork with other genuinely open systems.

The existence of the tests nevertheless provides the confidence that the test sample possesses the qualities as maintained and that its performance generally conforms to representative cases of communications equipment.

Laboratory disclaimer-

1. The test results of this test report relate exclusively to the item tested as specified in 1.5.
2. The test report may only be reproduced or published in full.
3. Reproduction or publication of extracts from the report requires the prior written approval of the Worldwide Testing Services(Taiwan) Co., Ltd.
4. Antenna gain is provided by applicant and laboratory issue relevant data and results.

Tester:

October 21, 2024

Rick Chen

Rick Chen.

Date

WTS-Lab.

Name

Signature

Technical responsibility for area of testing:

October 21, 2024

Kevin Wang

Kevin Wang

Date

WTS

Name

Signature



Registration number: W6M22409-23717-C-2

FCC ID: YWO-MSH21M-5

1.2 Testing laboratory

1.2.1 Location

10m OATS

No.5-1, Lishui, Shuang Sing Village, Wanli Dist.,
New Taipei City 207, Taiwan (R.O.C.)

3 meter semi-anechoic chamber

No. 99, Sec. 1, Balian Rd., Xizhi Dist.,
New Taipei City 221032, Taiwan (R.O.C.)

Worldwide Testing Services (Taiwan) Co., Ltd.
6F., No. 58, Ln. 188, Ruiguang Rd., Neihu Dist.,
Taipei City 114, Taiwan (R.O.C.)
Tel: 886-2-6606-8877

1.2.2 Details of accreditation status

Accredited testing laboratory

FCC filed test laboratory Reg. No.: TW1072, TW1140, TW1146, TW1477, TW0037

Industry Canada filed test laboratory Reg. No.: 20037, 31634

Test location, where different from Worldwide Testing Services (Taiwan) Co., Ltd. :

Name: ./.
Accredited no.: ./.
Street: ./.
Town: ./.
Country: ./.

1.3 Application details

Approval holder

Name: ELECOM CO., LTD.
Street: Fushimimachi 4-1-1, Chuo-ku,
Town: Osaka City, Osaka
Country: Japan 541-8765

Manufacturer: (if applicable)

Name: ./.
Street: ./.
Town: ./.
Country: ./.



Registration number: W6M22409-23717-C-2

FCC ID: YWO-MSH21M-5

Application details

Date of receipt of test item: September 11, 2024

Date of test: from September 12, 2024 to October 07, 2024

1.4 General information of Test item

Type of test item: Wireless Mouse

Model no.: MSH21M-5

Multi-listing model no.: MSH21M-3

Brand name: ELECOM

Power supply: Battery 1.5Vd.c.

Technical data

Mode	Channel	Conducted Power (dBm)
2.4G	Ch 1 : 2403 MHz	0.32
	Ch 3 : 2441 MHz	0.78
	Ch 16 : 2480 MHz	0.71
BLE 1M	Ch 0 : 2402 MHz	2.34
	Ch 19 : 2440 MHz	2.23
	Ch 39 : 2480 MHz	1.52

Type of antenna: PCB antenna

Antenna gain: 2.23 dBi

Operation modes: Duplex

Modulation type: GFSK

Sample no.: #04

1.5 Duty cycle and factor

The duty factor is computed as $[10 \log (1 / D)]$, where D is the duty cycle.

Mode	T _{on} (ms)	T _{on} +T _{off} (ms)	Duty cycle (%)	1/T - VBW (kHz)
2.4G	0.16	3.974	4.03%	6.25
BLE 1M	0.313	1.066	29.36%	3.19

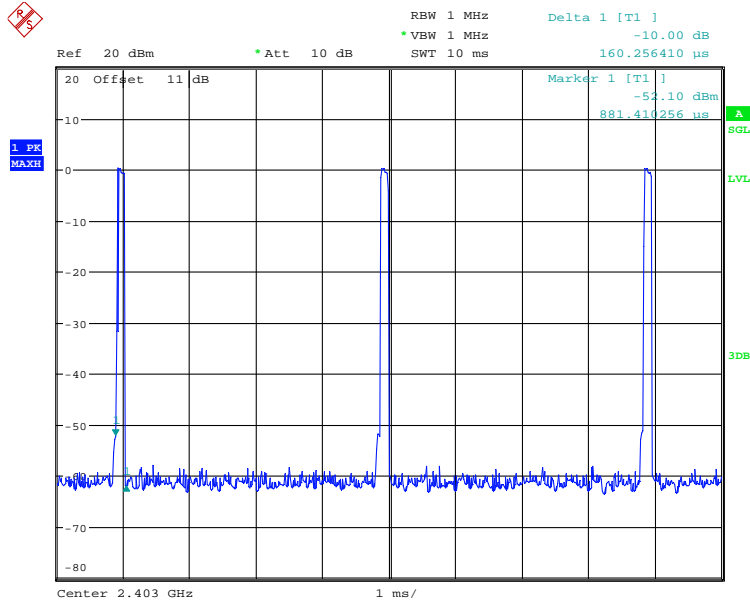


Registration number: W6M22409-23717-C-2

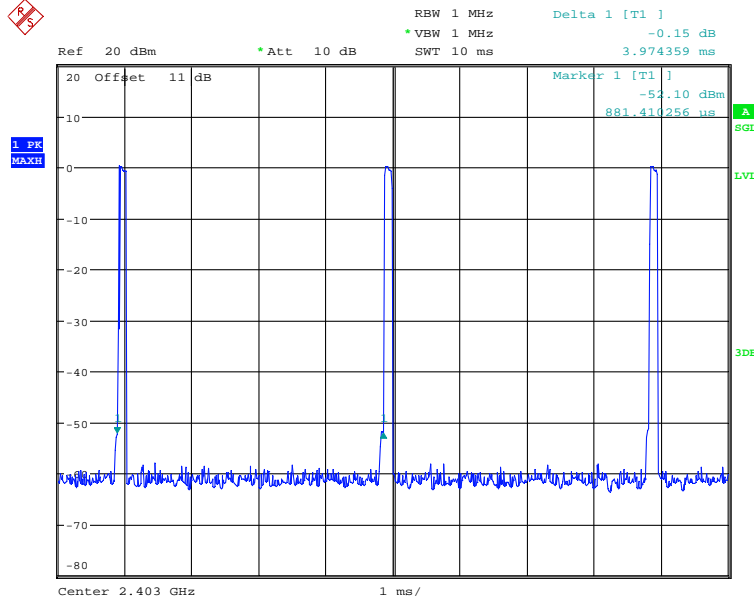
FCC ID: YWO-MSH21M-5

Duty cycle plot

2.4G



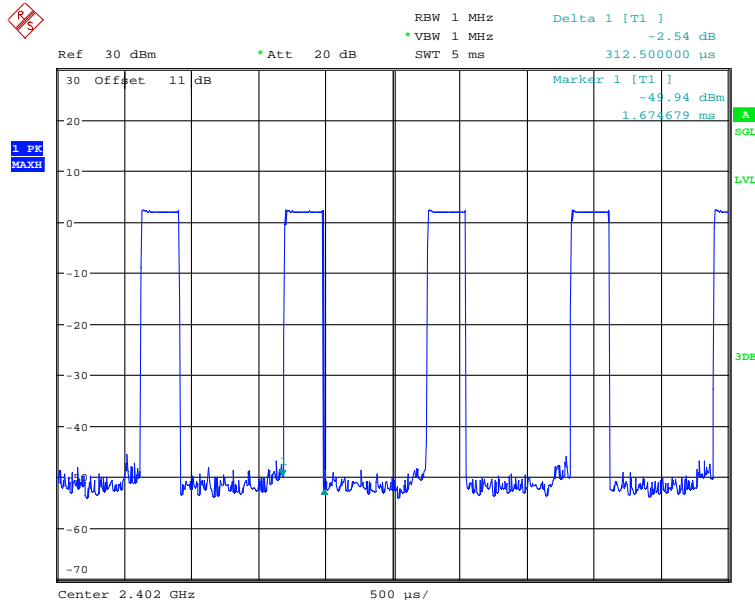
DUTY
Date: 19.SEP.2024 22:21:18



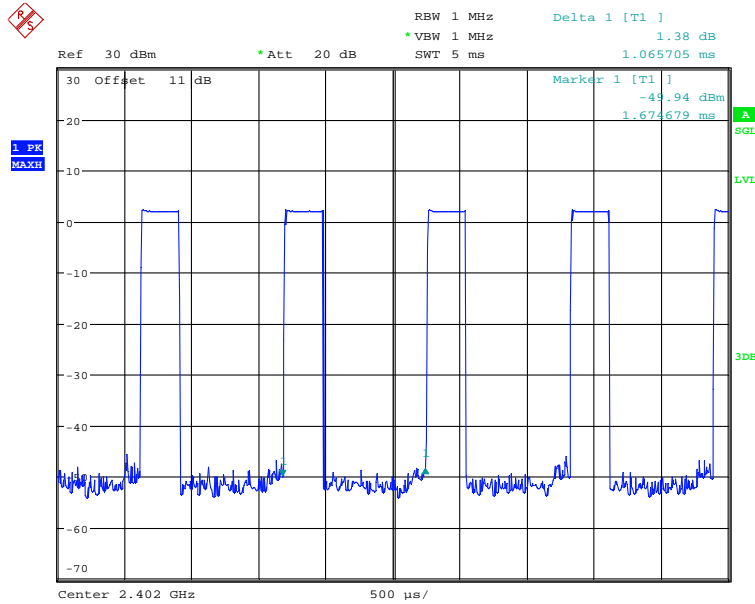
DUTY
Date: 19.SEP.2024 22:21:36



Registration number: W6M22409-23717-C-2
FCC ID: YWO-MSH21M-5
BLE



DUTY
Date: 20.SEP.2024 21:19:20



DUTY
Date: 20.SEP.2024 21:19:38

1.6 Test standards

47 CFR PART 15 SUBPART C § 15.247 (2023-10)



Registration number: W6M22409-23717-C-2

FCC ID: YWO-MSH21M-5

2 Test configuration

2.1 Test environment

Relative humidity content: 20 ... 75 %

Air pressure: 86 ... 103 kPa

Extreme conditions parameters: ./.

2.2 Measurement uncertainty

Test item Name	Uncertainty
Estimation Result of Uncertainty of Conducted Emission (Power Line Conducted Emission)	Expanded Uncertainty : AMN : 0.94 dB Voltage probe : 0.96 dB Include Pulse Limiter : 1.5 dB
Estimation Result of Uncertainty of Radiated Emission(3M-966A) (Spurious Emissions radiated – Transmitter operating)	Expanded Uncertainty : 0.009-30 MHz : 1.88 dB 30-1000 MHz : 3.20 dB 1-18 GHz : 3.56 dB 18-40 GHz : 2.94 dB
Estimation Result of Uncertainty of Bandwidth Measurement (Minimum 6 dB Bandwidth)	Expanded Uncertainty : 0.45 kHz
Estimation Result of Uncertainty of Conducted Output Power Measurement (Peak Output Power (transmitter))	Expanded Uncertainty : 1.64 dB
Estimation Result of Uncertainty of Power Density Measurement (Peak Power Spectral Density)	Expanded Uncertainty : 1.64 dB
Estimation Result of Uncertainty of Band Edge Measurement (Emissions in nonrestricted frequency bands)	Expanded Uncertainty : 0.67 dBc

The decision rule is: Measurement uncertainty is not included in the calculation of test results.



Worldwide Testing Services(Taiwan) Co., Ltd.

Registration number: W6M22409-23717-C-2

FCC ID: YWO-MSH21M-5

2.3 Test Equipment List

Max Output Power & 6dB Bandwidth & Bandedge & Power Density & Duty

Code No.	Test equipment	Mode No.	Serial No.	Brand	Cal. Date	Next Cal. Date
ETSTW-RE 050	Attenuator 10dB	50HF-010-1	None	JFW	2024/2/16	2025/2/15
ETSTW-RE 055	SPECTRUM ANALYZER	FSU 26	200074	R&S	2024/3/7	2025/3/6
ETSTW-RE 099	DC Block	50DB-007-1	None	JFW	2024/2/16	2025/2/15
ETSTW-Cable 030	Microwave Cable	SUCOFLEX 104 (S_Cable 9)	279067	HUBER+SUHNER	2024/2/16	2025/2/15

Spurious Emission(966A)

Code No.	Test equipment	Mode No.	Serial No.	Brand	Cal. Date	Next Cal. Date
ETSTW-RE 153	Signal Analyzer	FSV40	101929	R&S	2024/9/11	2025/9/10
ETSTW-RE 154	EMI Test Receiver	ESR3	102829	R&S	2024/2/16	2025/4/9
ETSTW-RE 160	Amplifier Module	CHC 3	None	WTS	2024/7/12	2025/7/11
ETSTW-RE 177	TRILOG Broadband Antenna	VULB 9168&EMCI- N-6-06	01380&AT-06007	SCHWARZBECK& EMC	2024/3/4	2025/3/3
ETSTW-RE 178	Double Ridged Guide Horn Antenna	DRH18-E	210505A18ES	RFSPIN	2024/2/29	2025/2/28
ETSTW-Cable 077	SMA type cable (10m)	EMC104-SM-SM- 10000	230511	EMCI	2024/7/12	2025/7/11
ETSTW-Cable 084	SMA type cable (1m)	SF104-11SMA-1000	816477/4	HONOVA	2024/7/12	2025/7/11
ETSTW-Cable 089	SMA type cable (2m)	SF104-11SMA-2000	SN 811889/4	HUBER+SUHNER	2024/7/12	2025/7/11
WTSTW-SW 002	EMI TEST SOFTWARE	EZ EMC	None	Farad	Version ETS-03A1 Version EMEC-3A1+	



Worldwide Testing Services(Taiwan) Co., Ltd.

Registration number: W6M22409-23717-C-2

FCC ID: YWO-MSH21M-5

3 Test results (enclosure)

TEST CASE	Para. Number	Required	Test passed	Test failed
Peak Output Power	15.247(b)(3)	<input checked="" type="checkbox"/>	<input checked="" type="checkbox"/>	<input type="checkbox"/>
Spurious Emissions radiated – Transmitter operating	15.247(d), 15.205, 15.209	<input checked="" type="checkbox"/>	<input checked="" type="checkbox"/>	<input type="checkbox"/>
Emissions in nonrestricted frequency bands	15.247(d)	<input checked="" type="checkbox"/>	<input checked="" type="checkbox"/>	<input type="checkbox"/>
Minimum 6 dB Bandwidth	15.247(a)(2)	<input checked="" type="checkbox"/>	<input checked="" type="checkbox"/>	<input type="checkbox"/>
Peak Power Spectral Density	15.247(e)	<input checked="" type="checkbox"/>	<input checked="" type="checkbox"/>	<input type="checkbox"/>
Power Line Conducted Emission	15.207(a)	<input type="checkbox"/>	<input type="checkbox"/>	<input type="checkbox"/>

The following is intentionally left blank.



Registration number: W6M22409-23717-C-2

FCC ID: YWO-MSH21M-5

3.1 Peak Output Power (transmitter)

3.1.1 Applicable Standard

FCC Rule: 15.247(b)(3)

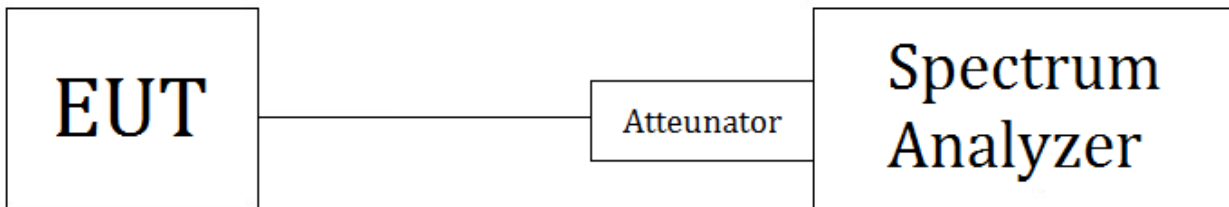
For systems using digital modulation in the 902-928 MHz, 2400-2483.5 MHz, and 5725-5850 MHz bands: 1 Watt. As an alternative to a peak power measurement, compliance with the one Watt limit can be based on a measurement of the maximum conducted output power. Maximum Conducted Output Power is defined as the total transmit power delivered to all antennas and antenna elements averaged across all symbols in the signaling alphabet when the transmitter is operating at its maximum power control level. Power must be summed across all antennas and antenna elements. The average must not include any time intervals during which the transmitter is off or is transmitting at a reduced power level. If multiple modes of operation are possible (e.g., alternative modulation methods), the maximum conducted output power is the highest total transmit power occurring in any mode.

3.1.2 Test procedure

Following Subclause 11.9.1.1 of ANSI C63.10

1. Set the RBW \geq DTS bandwidth , VBW \geq [3 \times RBW] , span \geq [3 \times RBW].
2. Sweep time = auto couple , Detector = peak , Trace mode = max hold.
3. Allow trace to fully stabilize and determine the peak amplitude level.

3.1.3 Test Setup



3.1.4 Limits

Frequency (MHz)	Power (dBm)
902 - 928	30
2400 – 2483.5	30
5725 – 5850	30

In case of employing transmitter antennas having antenna gain $>$ 6 dBi and using fixed point-to point operation consider §15.247 (b)(4)



Registration number: W6M22409-23717-C-2

FCC ID: YWO-MSH21M-5

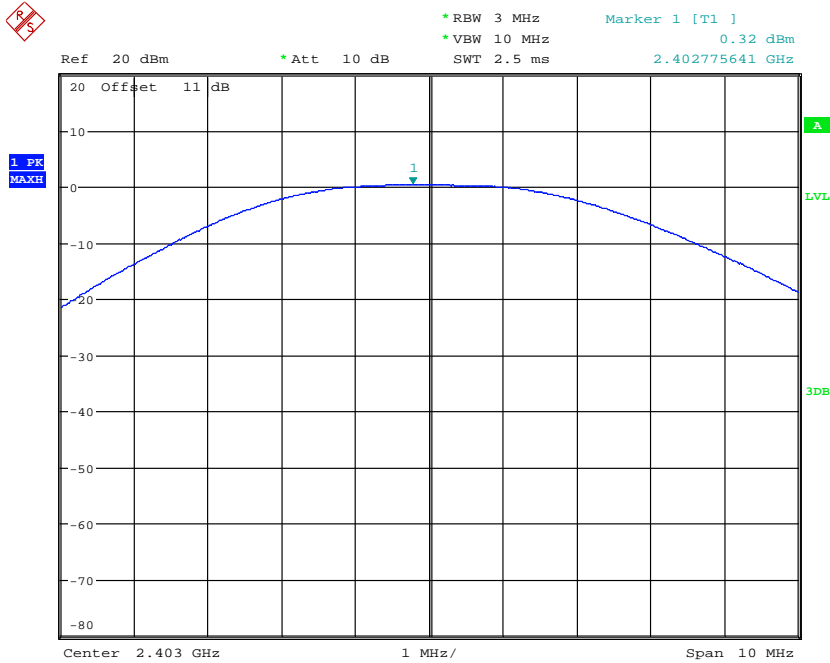
3.1.5 Test Environmental Conditions

Test date: 2024-09-19~2024-09-20 Temperature: 26.3°C Humidity: 52.3% Tester: Ken

3.1.6 Test results

Band	Mode	Channel / Frequency	Power (dBm)	Limit (dBm)
2.4GHz	2.4G	Ch 1 : 2403 MHz	0.32	30
		Ch 3 : 2441 MHz	0.78	30
		Ch 16 : 2480 MHz	0.71	30
	BLE 1M	Ch 0 : 2402 MHz	2.34	30
		Ch 19 : 2440 MHz	2.23	30
		Ch 39 : 2480 MHz	1.52	30

2.4G

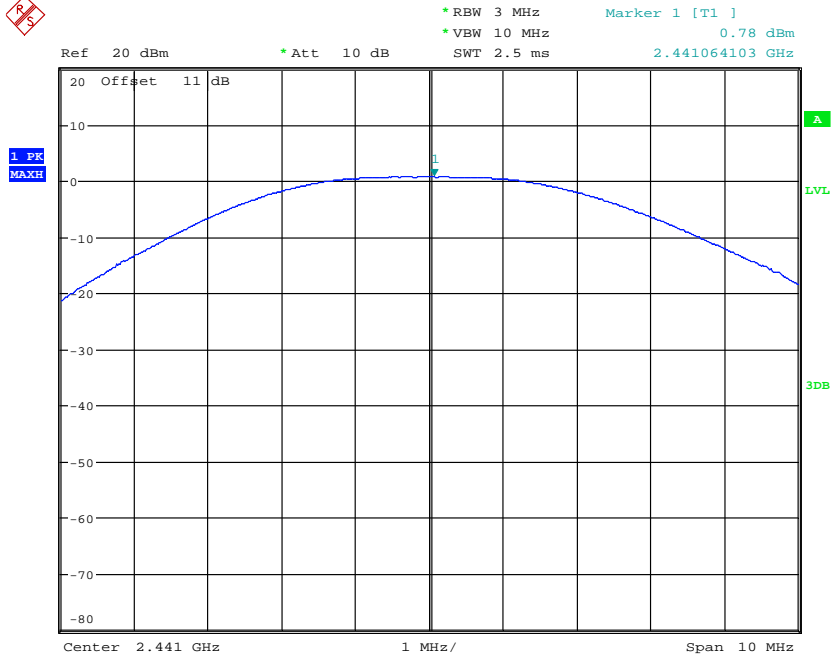


MAX OUTPUT POWER 2403MHz
 Date: 19.SEP.2024 22:27:07

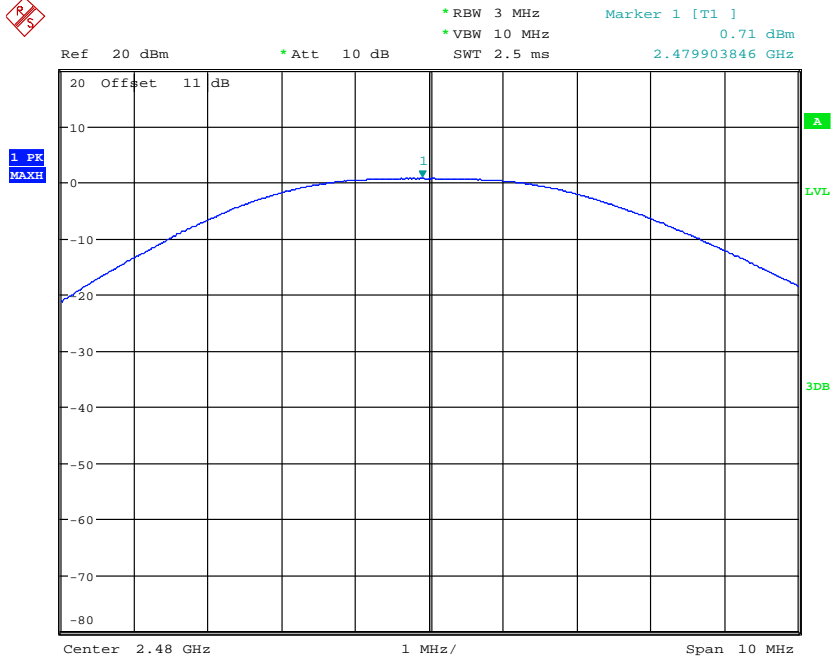


Worldwide Testing Services(Taiwan) Co., Ltd.

Registration number: W6M22409-23717-C-2
FCC ID: YWO-MSH21M-5



MAX OUTPUT POWER 2441MHz
Date: 19.SEP.2024 22:27:33

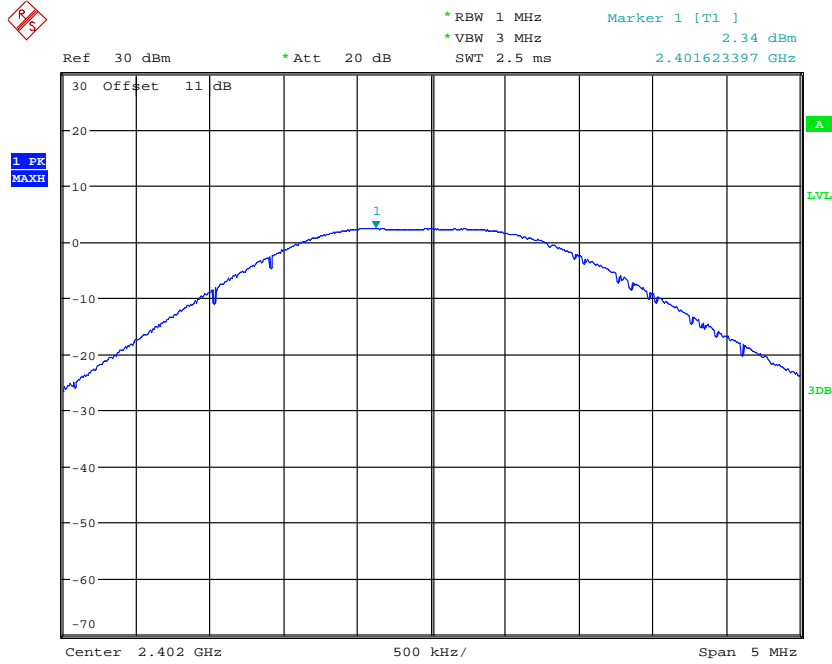


MAX OUTPUT POWER 2480MHz
Date: 19.SEP.2024 22:28:03

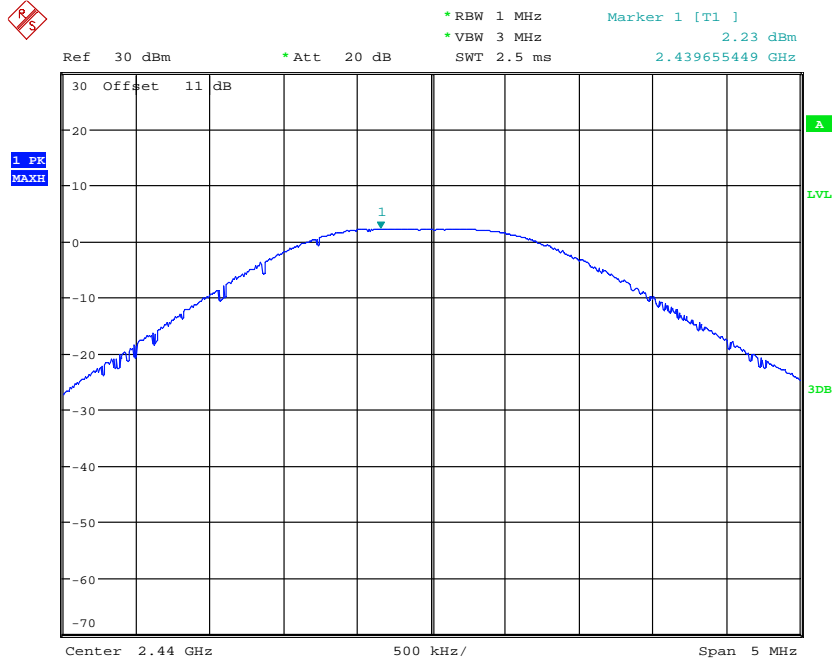


Worldwide Testing Services(Taiwan) Co., Ltd.

Registration number: W6M22409-23717-C-2
FCC ID: YWO-MSH21M-5
BLE 1M



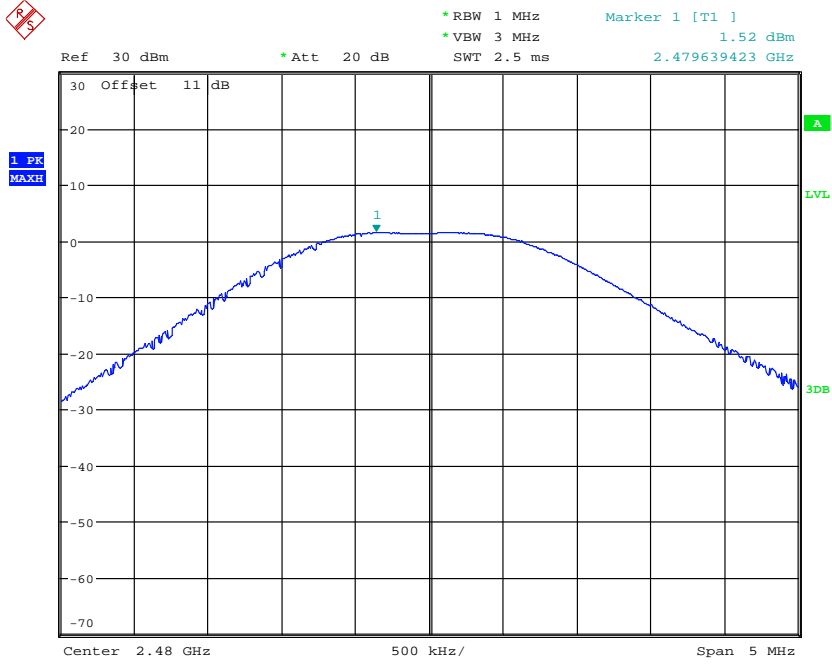
MAX OUTPUT POWER BLE 1M CH00
Date: 20.SEP.2024 21:19:59



MAX OUTPUT POWER BLE 1M CH19
Date: 20.SEP.2024 21:55:47



Registration number: W6M22409-23717-C-2
FCC ID: YWO-MSH21M-5



MAX OUTPUT POWER BLE 1M CH39
Date: 20.SEP.2024 21:53:27

Test equipment used: Please see test equipment utilized (RF Conducted).



Registration number: W6M22409-23717-C-2

FCC ID: YWO-MSH21M-5

3.2 Spurious Emissions radiated – Transmitter operating

3.2.1 Applicable Standard

FCC Rules: 15.247 (d), 15.205, 15.209

Radiated emissions which fall in the restricted bands, as defined in § 15.205(a), must also comply with the radiated emission limits specified in § 15.209(a).

3.2.2 Test procedure

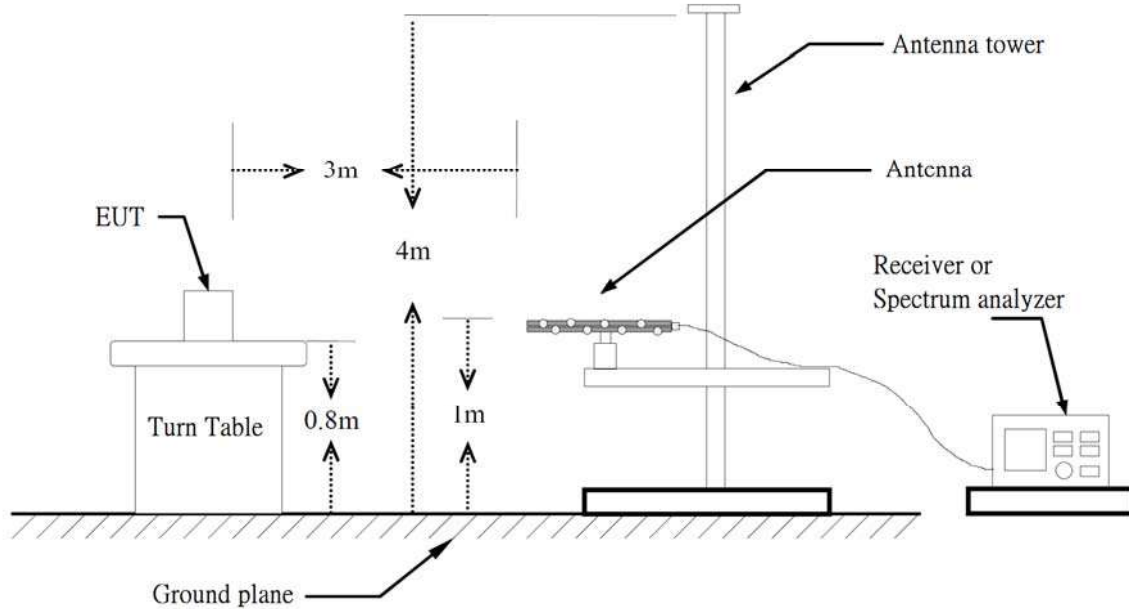
1. Measurement is made at a semi-anechoic chamber that incorporates a turntable allowing a EUT rotation of 360°. Below 1GHz measurement the EUT is placed on turntable which is 0.8m above ground plane. And above 1GHz measurement EUT was placed on low permittivity and low tangent turn table which is 1.5m above ground plane.
2. EUT is set 3m away from the receiving antenna, which is varied from 1m to 4m height to find out the highest emissions.
3. Receiver or Spectrum analyzer configuration
 - (a)120kHz measurement bandwidth of test receiver and Quasi-peak detector is for radiated emission below 1GHz.
 - (b)RBW=1MHz, VBW=3MHz and Peak detector is for peak measured value of radiated emission above 1GHz.
 - (c)RBW=1MHz, VBW=10Hz(1/T) and Peak detector is for average measured value of radiated emission above 1GHz.

3.2.3 Limits

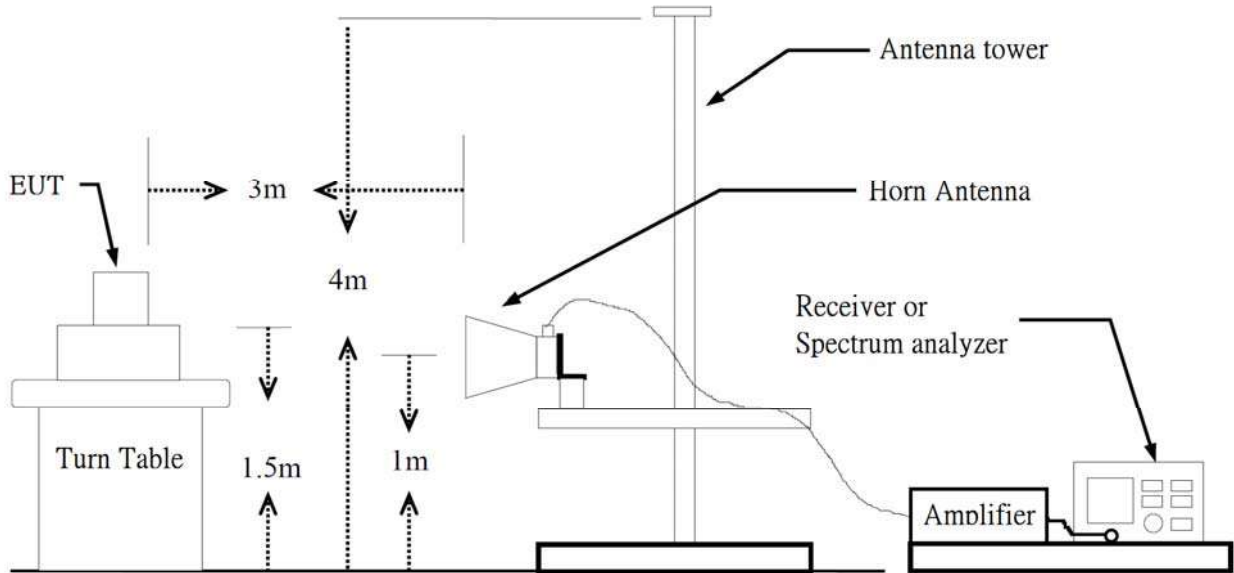
Frequency (MHz)	Field strength (uV/m)	Measurement distance (meters)
0.009-0.490	2400/F(kHz)	300
0.490-1.705	24000/F(kHz)	30
1.705-30.0	30	30
30-88	100	3
88-216	150	3
216-960	200	3
Above 960	500	3

Registration number: W6M22409-23717-C-2
 FCC ID: YWO-MSH21M-5

3.2.4 Test Setup



Below 1 GHz



Above 1 GHz

3.2.5 Test results (With Environmental Conditions)

Explanation: See attached diagrams in Appendix.



Registration number: W6M22409-23717-C-2

FCC ID: YWO-MSH21M-5

3.3 Emissions in nonrestricted frequency bands

3.3.1 Applicable Standard

FCC Rules: 15.247(d)

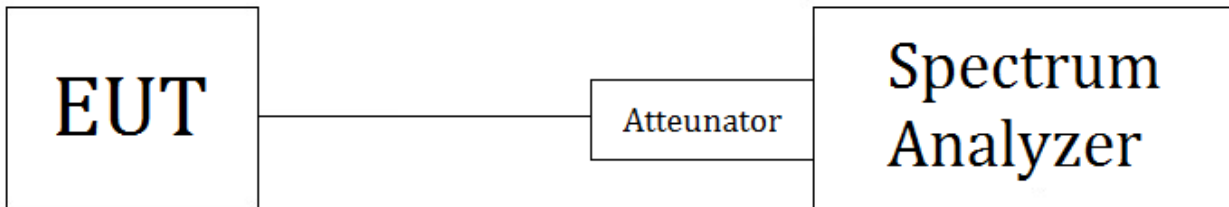
In any 100 kHz bandwidth outside the frequency band in which the intentional radiator is operating, the radio frequency power that is produced by the intentional radiator shall be at least 20dB below that in the 100 kHz bandwidth within the band that contains the highest level of the desired power, based on either an RF conducted or a radiated measurement. Attenuation below the general limits specified in § 15.209(a) is not required.

In addition radiated emission which fall in the restricted bands, as defined in section 15.205(a), must also with the radiated emission limits.

3.3.2 Test procedure

1. Set RBW = 100 kHz , VBW $\geq [3 \times \text{RBW}]$
2. Set Detector = peak , Sweep time = auto , Trace mode = max hold, and allow sweep to continue until the trace stabilizes
3. Measure the highest amplitude appearing on spectral display and set it as a reference level. Plot the graph with marking the highest point and edge frequency.

3.3.3 Test setup



3.3.4 Limits

See 3.3.1

3.3.5 Test Environmental Conditions

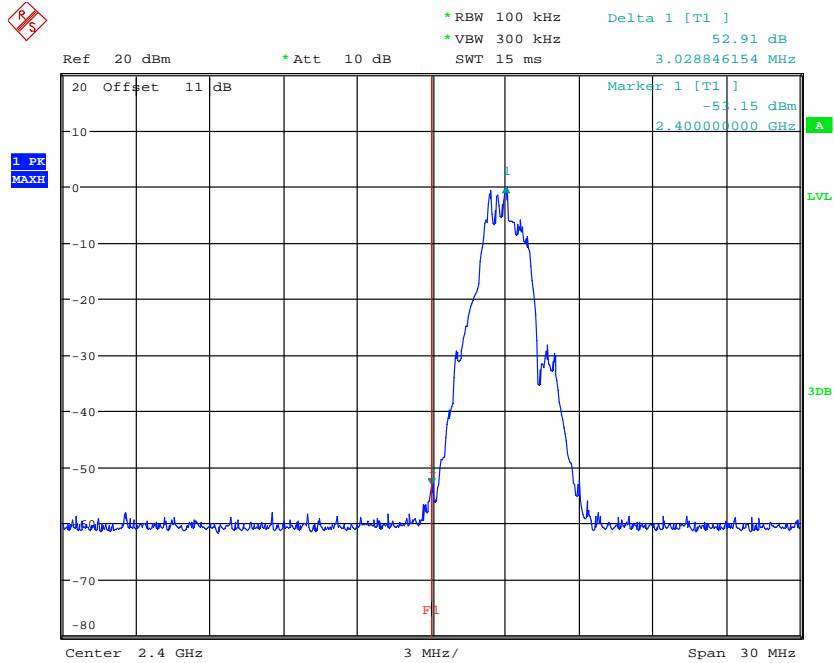
Test date: 2024-09-19~2024-09-20 Temperature: 26.3°C Humidity: 52.3% Tester: Ken



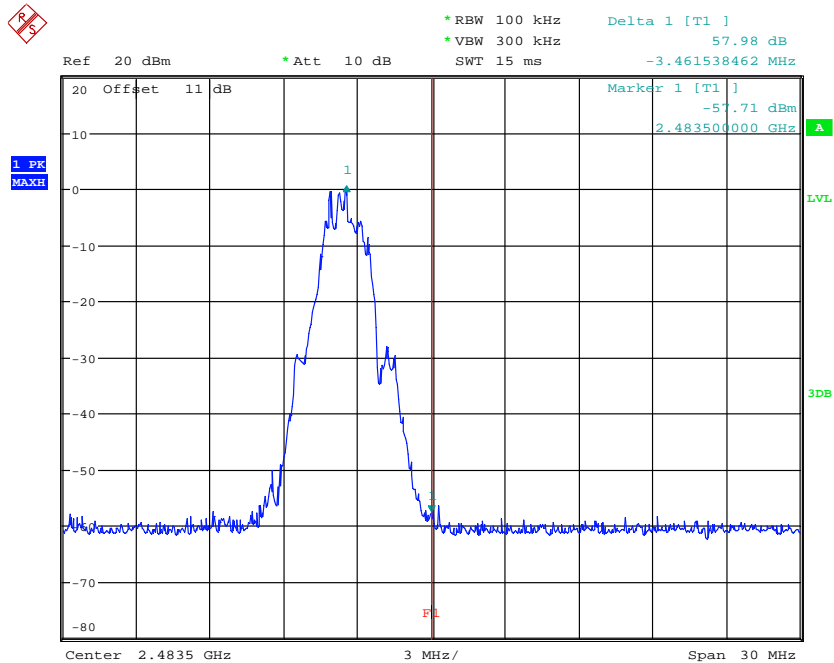
Registration number: W6M22409-23717-C-2
FCC ID: YWO-MSH21M-5

3.3.6 Test results

2.4G



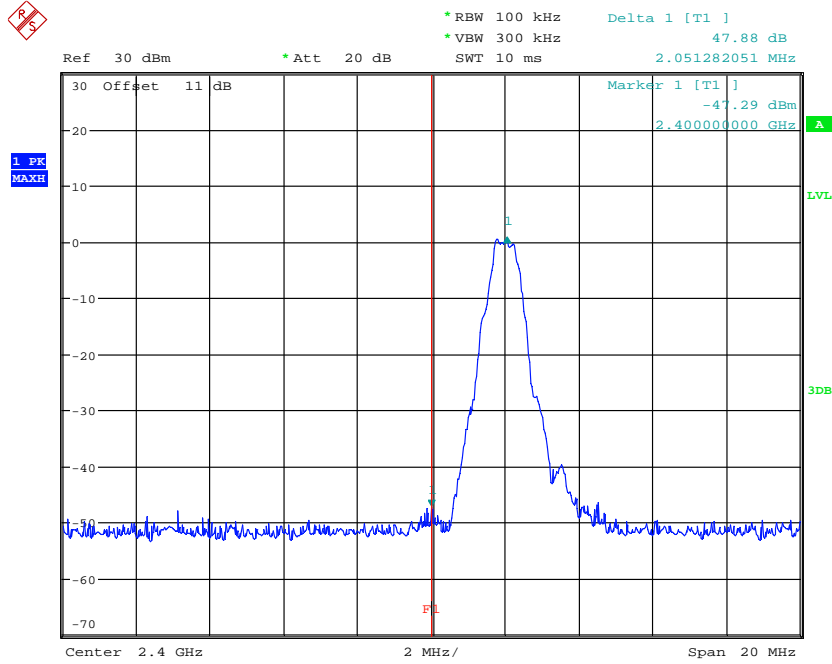
BANDEDGE 2403MHz
Date: 19.SEP.2024 22:41:16



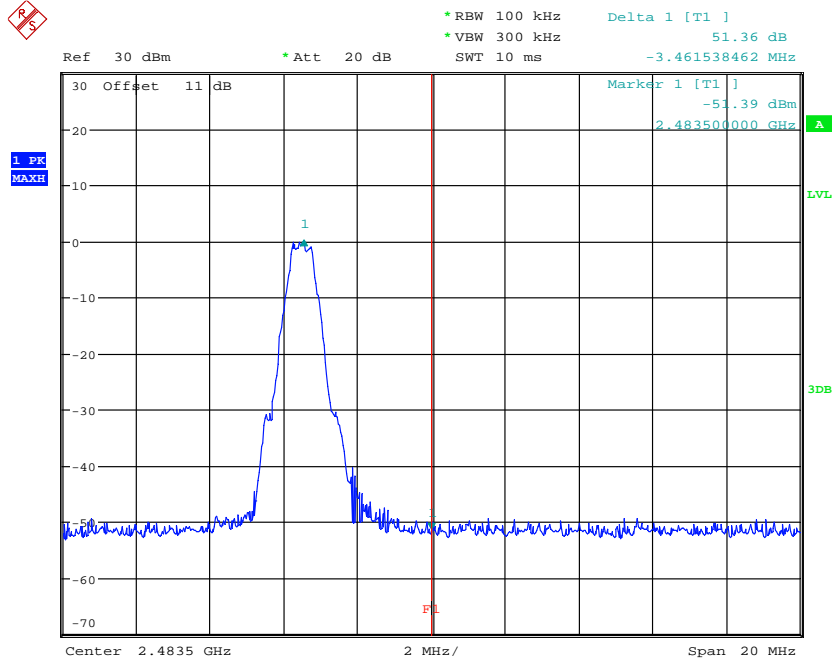
BANDEDGE 2480MHz
Date: 19.SEP.2024 22:42:06



Registration number: W6M22409-23717-C-2
FCC ID: YWO-MSH21M-5
BLE 1M



BANDEDGE BLE 1M CH00
Date: 20.SEP.2024 21:20:27



BANDEDGE BLE 1M CH39
Date: 20.SEP.2024 21:53:55

Test equipment used: Please see test equipment utilized (RF Conducted).



Registration number: W6M22409-23717-C-2
FCC ID: YWO-MSH21M-5

3.4 Minimum 6 dB Bandwidth

3.4.1 Applicable Standard

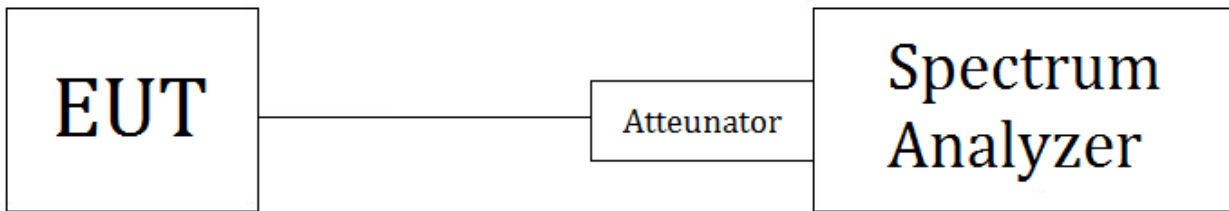
FCC Rules: 15.247(a)(2)

Systems using digital modulation techniques may operate in the 902-928 MHz, 2400-2483.5 MHz, and 5725-5850 MHz bands. The minimum 6 dB bandwidth shall be at least 500 kHz.

3.4.2 Test procedure

1. Set RBW = 100 kHz , Set the VBW $\geq [3 \times \text{RBW}]$.
2. Set Detector = peak , Trace mode = max hold , Sweep = auto couple and allow the trace to stabilize.
3. Measure the maximum width of the emission that is constrained by the frequencies associated with the two outermost amplitude points (upper and lower frequencies) that are attenuated by 6 dB relative to the maximum level measured in the fundamental emission.

3.4.3 Test setup



3.4.4 Limits

Frequency Range (MHz)	Limits (kHz)
902-928	≥ 500
2400-2483.5	
5725-5850	

3.4.5 Test Environmental Conditions

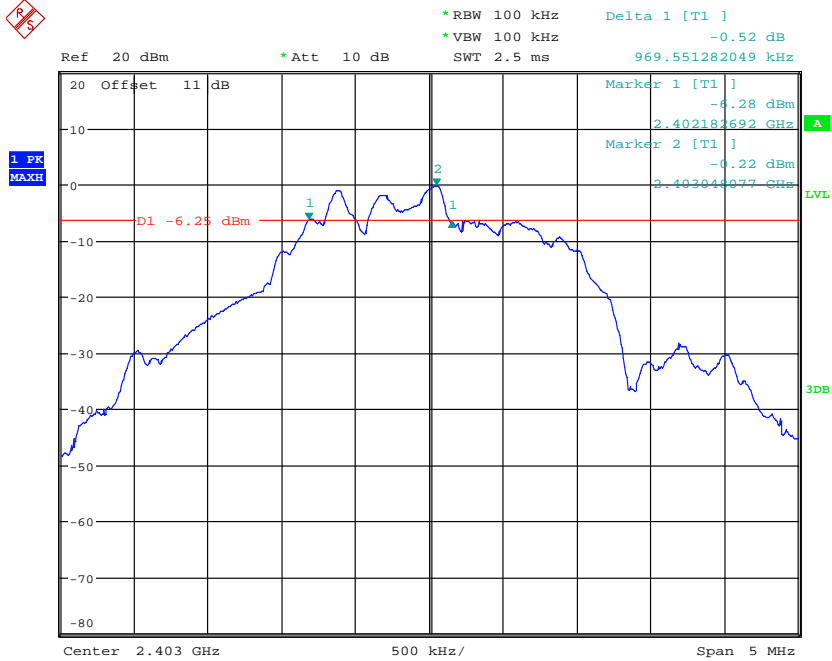
Test date: 2024-09-19~2024-09-20 Temperature: 26.3°C Humidity: 52.3% Tester: Ken



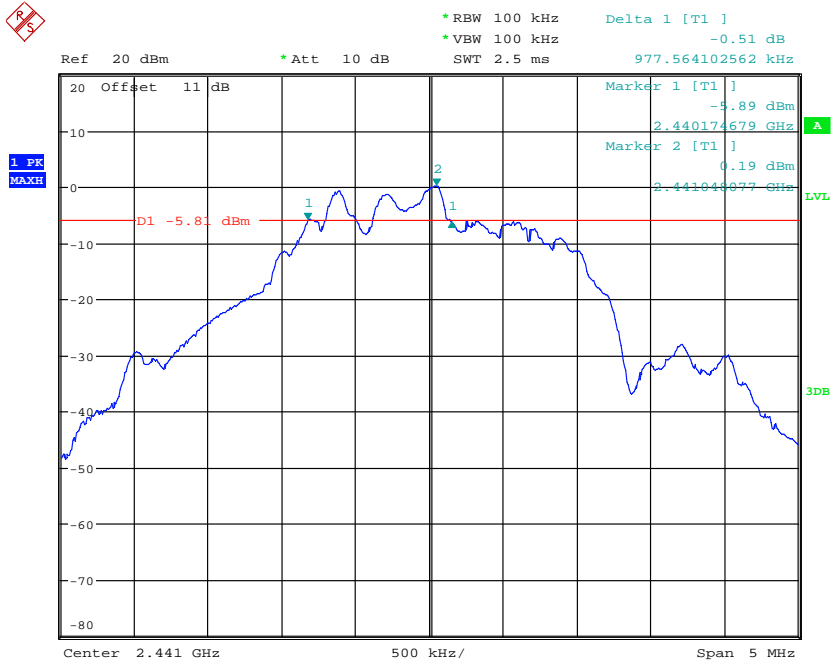
Registration number: W6M22409-23717-C-2
FCC ID: YWO-MSH21M-5

3.4.6 Test results

2.4G



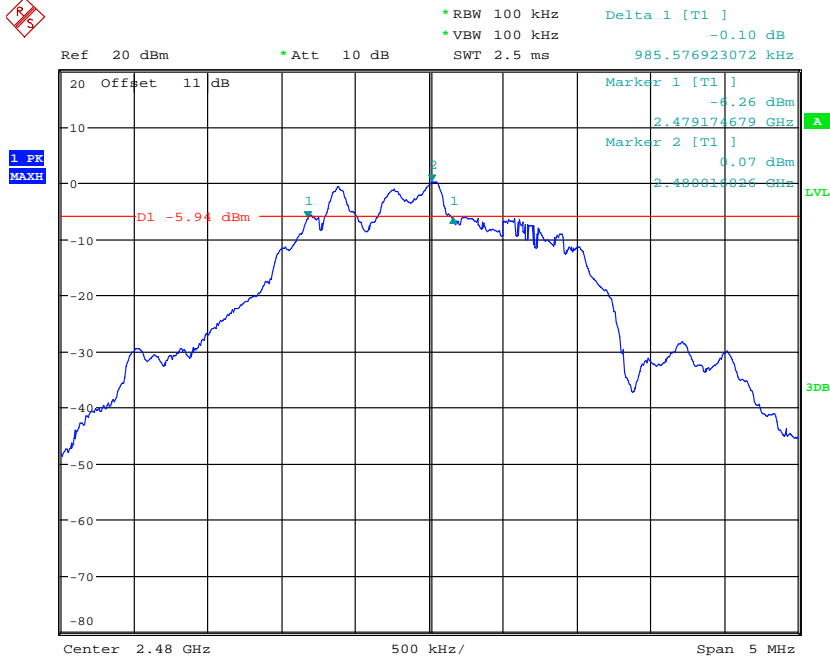
6DB BANDWIDTH 2403MHz
Date: 19.SEP.2024 22:34:39



6DB BANDWIDTH 2441MHz
Date: 19.SEP.2024 22:36:16

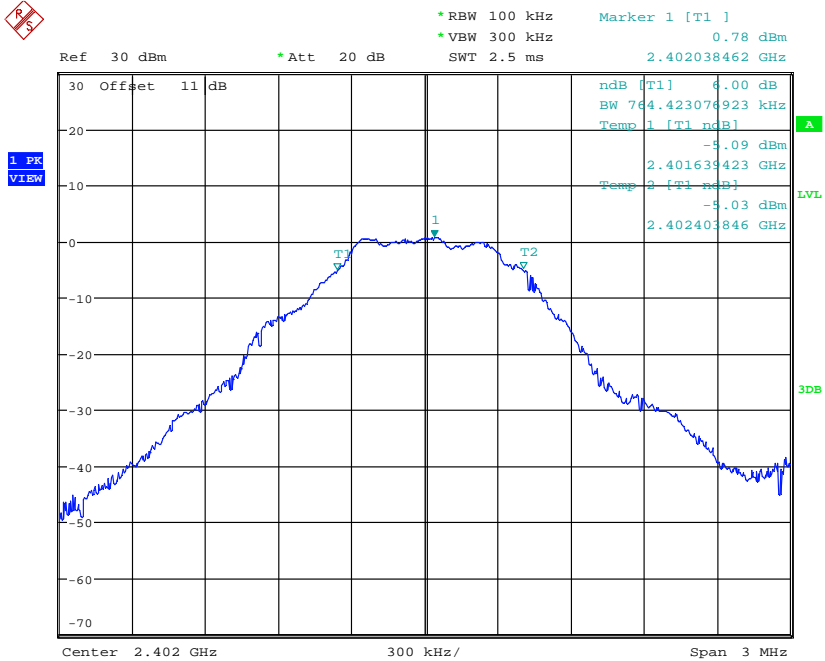


Registration number: W6M22409-23717-C-2
FCC ID: YWO-MSH21M-5



6DB BANDWIDTH 2480MHz
Date: 19.SEP.2024 22:32:06

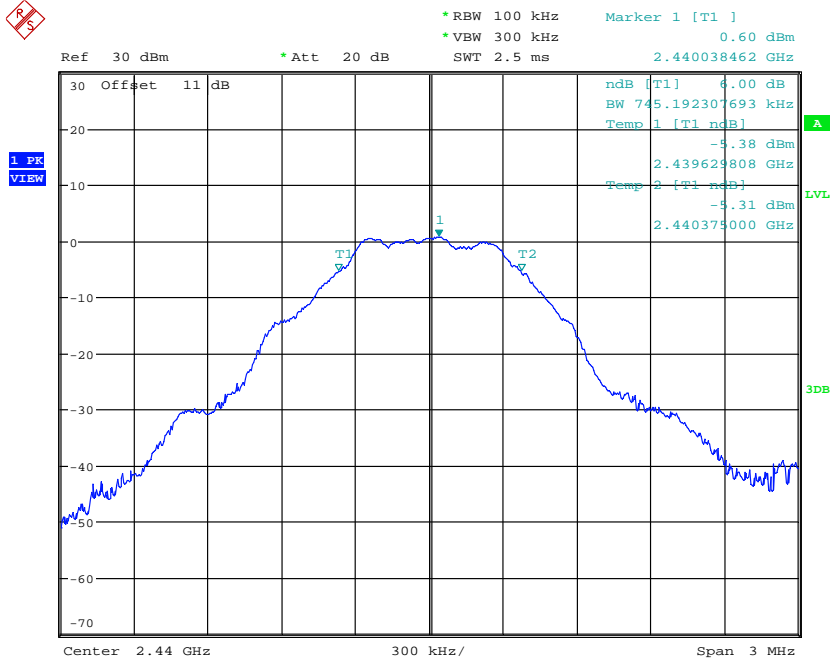
BLE 1M



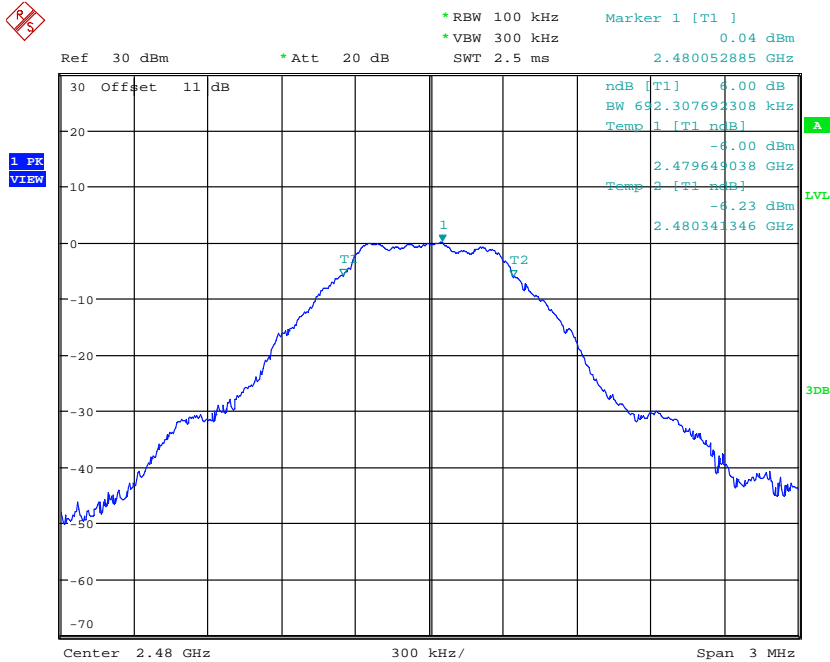
6DB BANDWIDTH BLE 1M CH00
Date: 20.SEP.2024 21:20:09



Registration number: W6M22409-23717-C-2
FCC ID: YWO-MSH21M-5



6DB BANDWIDTH BLE 1M CH19
Date: 20.SEP.2024 21:55:57



6DB BANDWIDTH BLE 1M CH39
Date: 20.SEP.2024 21:53:37

Test equipment used: Please see test equipment utilized (RF Conducted).



Registration number: W6M22409-23717-C-2
FCC ID: YWO-MSH21M-5

3.5 Peak Power Spectral Density

3.5.1 Applicable Standard

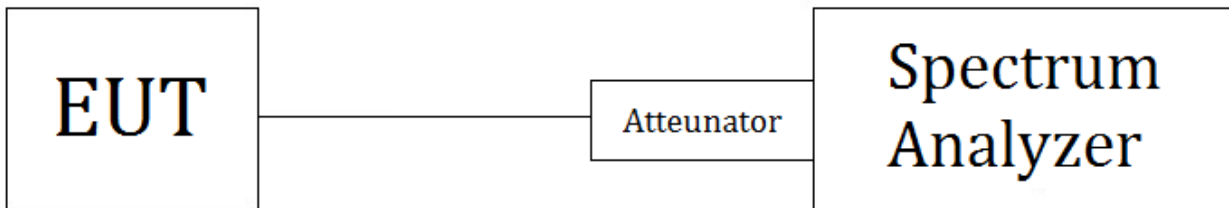
FCC Rules: 15.247(e)

For digitally modulated systems, the power spectral density conducted from the intentional radiator to the antenna shall not be greater than 8 dBm in any 3 kHz band during any time interval of continuous transmission. This power spectral density shall be determined in accordance with the provisions of paragraph (b) of this section. The same method of determining the conducted output power shall be used to determine the power spectral density.

3.5.2 Test procedure

1. Set the RBW to $3\text{ kHz} \leq \text{RBW} \leq 100\text{ kHz}$, the VBW $\geq [3 \times \text{RBW}]$.
2. Set Detector = peak , Sweep time = auto couple , Trace mode = max hold and allow trace to fully stabilize
3. Use the peak marker function to determine the maximum amplitude level within the RBW.

3.5.3 Test setup



3.5.4 Limits

Frequency Range (MHz)	Limits (dBm/3KHz)
902-928	8
2400-2483.5	
5725-5850	

3.5.5 Test Environmental Conditions

Test date: 2024-09-19~2024-09-20 Temperature: 26.3°C Humidity: 52.3% Tester: Ken

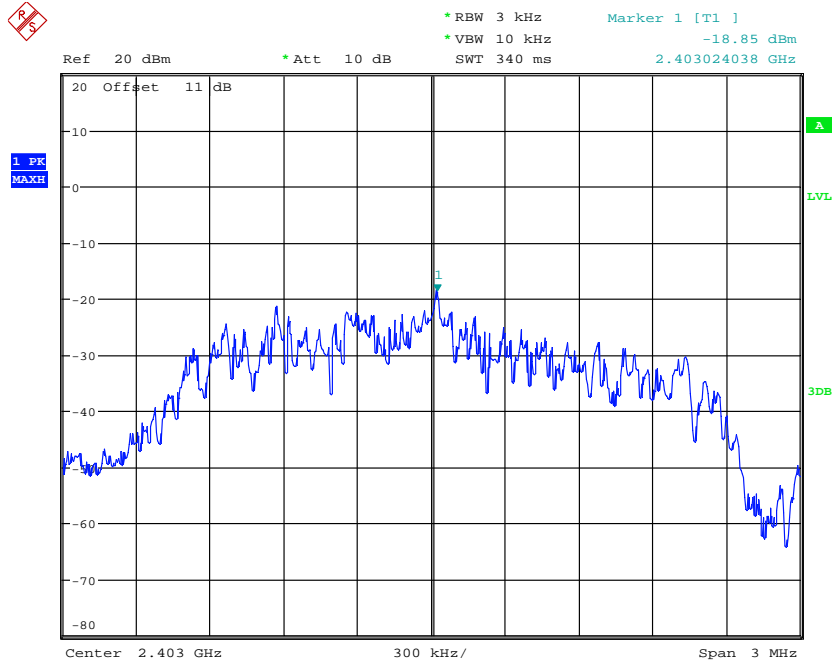


Registration number: W6M22409-23717-C-2

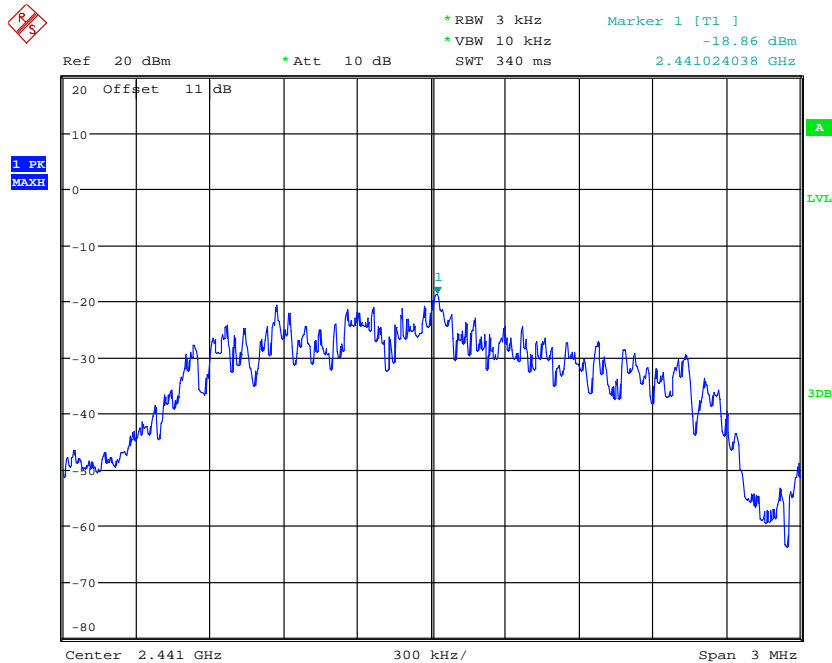
FCC ID: YWO-MSH21M-5

3.5.6 Test results

2.4G



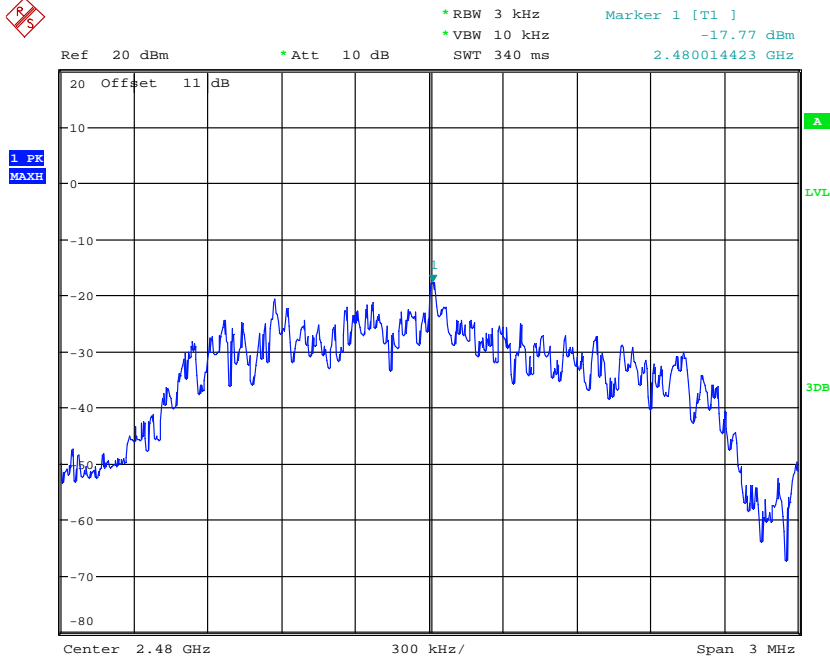
POWER DENSITY 2403MHz
Date: 19.SEP.2024 22:39:40



POWER DENSITY 2441MHz
Date: 19.SEP.2024 22:38:27

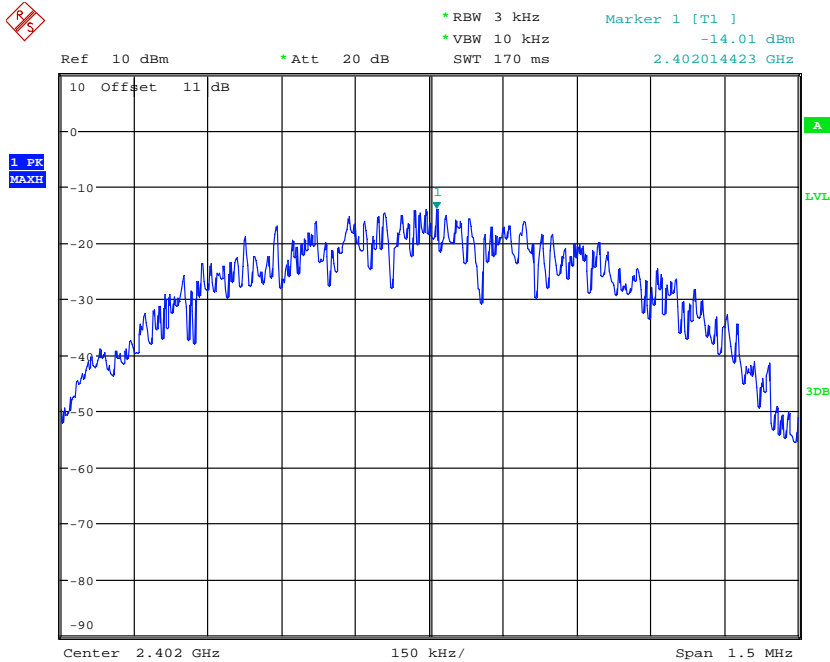


Registration number: W6M22409-23717-C-2
FCC ID: YWO-MSH21M-5



POWER DENSITY 2480MHz
Date: 19.SEP.2024 22:38:55

BLE 1M

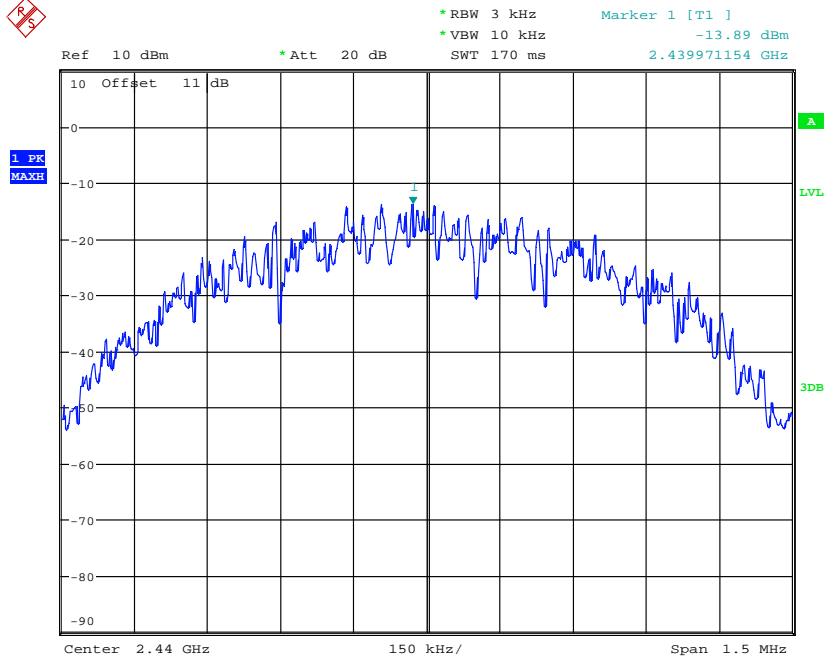


POWER DENSITY BLE 1M CH00
Date: 20.SEP.2024 21:20:19

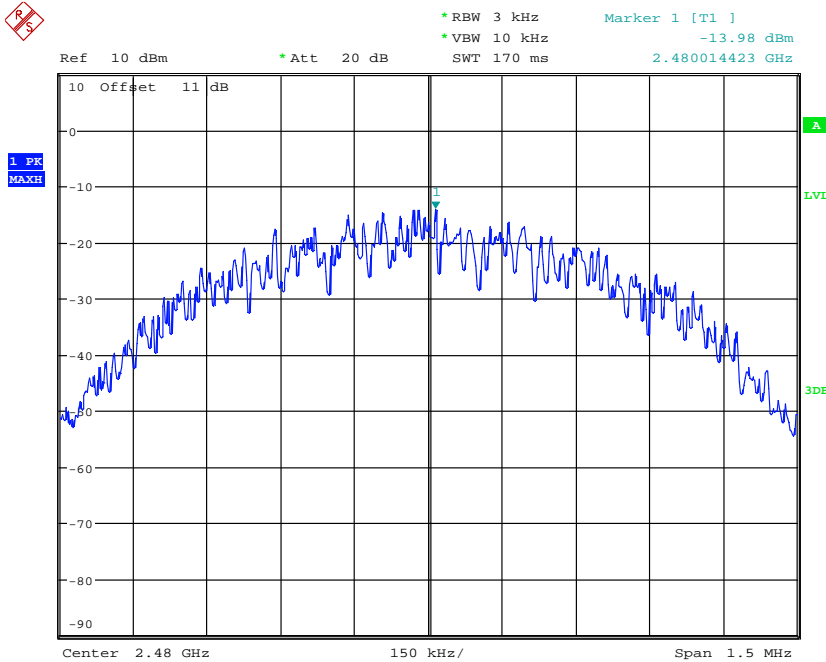


Worldwide Testing Services(Taiwan) Co., Ltd.

Registration number: W6M22409-23717-C-2
FCC ID: YWO-MSH21M-5



POWER DENSITY BLE 1M CH19
Date: 20.SEP.2024 21:56:07



POWER DENSITY BLE 1M CH39
Date: 20.SEP.2024 21:53:47

Test equipment used: Please see test equipment utilized (RF Conducted).

Registration number: W6M22409-23717-C-2

FCC ID: YWO-MSH21M-5

3.6 Power Line Conducted Emission

3.6.1 Applicable Standard

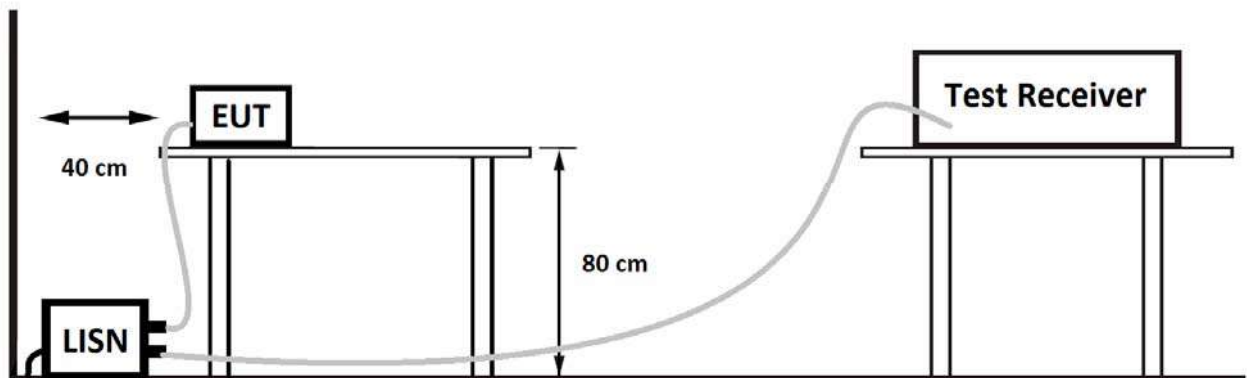
FCC Rules:15.207(a)

For an intentional radiator which is designed to be connected to the public utility (AC) power line, the radio frequency voltage that is conducted back onto the AC line on any frequency or frequencies within the band 150 kHz to 30 MHz shall not exceed the limits in the table bellows with this provision shall be based on the measurement of the radio frequency voltage between each power line and ground at the power terminals.

3.6.2 Test procedure

1. EUT is placed on a test table, raised 80 cm above the reference ground plane. The vertical conducting plane is located 40 cm to the rear of the device.
2. Connect EUT to a 50 μ H/50 ohms line impedance stabilization network (LISN). AC input is 120V/60Hz
3. This measurement was transact first with instrumentation using an average and peak detector and a 10 kHz bandwidth. If the peak detector achieves a calculated level, the measurement is repeated by an instrumentation using a quasi-peak detector.

3.6.3 Test setup



3.6.4 Limits

Frequency of emission (MHz)	Conducted limit (dB μ V)	
	Quasi-peak	Average
0.15-0.5	66 to 56	56 to 46
0.5-5	56	46
5-30	60	50



Registration number: W6M22409-23717-C-2

FCC ID: YWO-MSH21M-5

3.6.5 Test results (With Environmental Conditions)

Explanation: The EUT is battery-used, so this test item is not required.

Test equipment used: Please see test equipment utilized (AC Conducted).



Registration number: W6M22409-23717-C-2
FCC ID: YWO-MSH21M-5

Appendix

Measurement diagrams

Radiated Emission



Radiated Emission Measurement

Operator: Kai

File :1

Data :#1

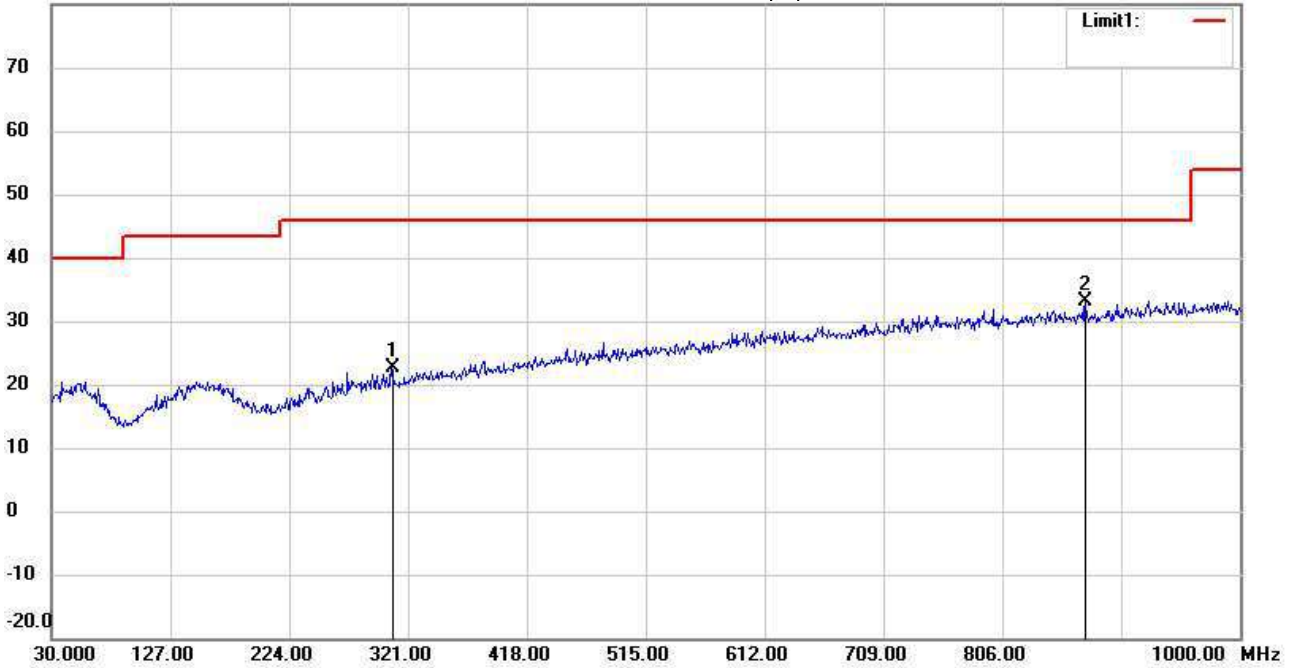
Date: 2024/9/19

Temperature: 23.7 °C

80.0 dBuV/m

Time: 下午 01:58:06

Humidity: 58.8 %



Site : 966A Chamber

Condition : FCC_part 15 RE-Class C_30-1000MHz

EUT : W6M22409-23717

M/N:

Test Mode : TX 2403MHz

Note :

Polarization: *Horizontal*

Power : 1.5 Vd.c.

Distance: 3m

Mk.	Frequency (MHz)	Reading (dBuV)	Detector	Corr. factor (dB/m)	Result (dBuV/m)	Limit (dBuV/m)	Ant.Pos (cm)	Tab.Pos (deg.)	Margin (dB)	Comment
	307.9050	34.57	peak	-11.91	22.66	46.00	100	101	-23.34	
*	873.9000	34.44	peak	-1.39	33.05	46.00	100	81	-12.95	



Radiated Emission Measurement

Operator: Kai

File :1

Data :#2

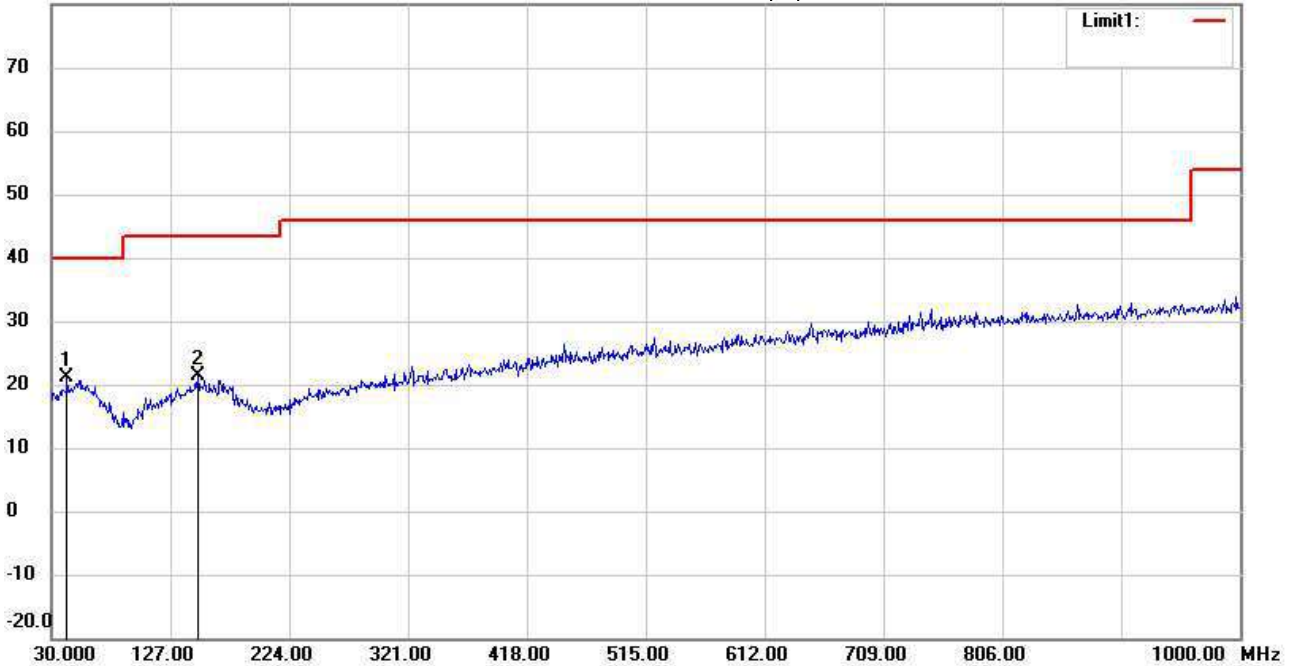
Date: 2024/9/19

Temperature: 23.7 °C

80.0 dBuV/m

Time: 下午 01:58:50

Humidity: 58.8 %



Site : 966A Chamber

Condition : FCC_part 15 RE-Class C_30-1000MHz

EUT : W6M22409-23717

M/N:

Test Mode : TX 2403MHz

Note :

Polarization: Vertical

Power : 1.5 Vd.c.

Distance: 3m

Mk.	Frequency (MHz)	Reading (dBuV)	Detector	Corr. factor (dB/m)	Result (dBuV/m)	Limit (dBuV/m)	Ant.Pos (cm)	Tab.Pos (deg.)	Margin (dB)	Comment
*	42.6100	34.51	peak	-13.30	21.21	40.00	100	359	-18.79	
	149.3100	33.55	peak	-12.25	21.30	43.50	100	58	-22.20	



Address: No.99, Sec.1, Balian Rd., Xizhi Dist., New Taipei City
 Tel: +886-2-2646-1508
 Fax: +886-2-2646-1533

Radiated Emission Measurement

Operator: Kai

File :3

Data :#1

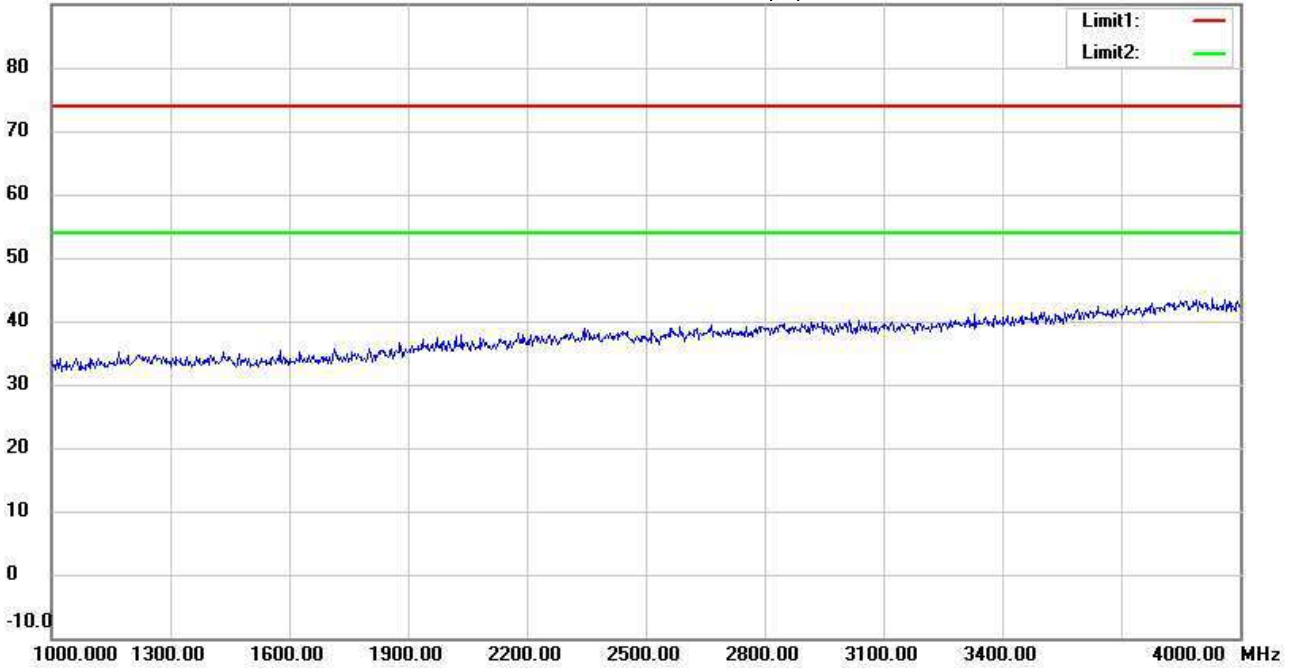
Date: 2024/9/19

Temperature: 23.7 °C

90.0 dBuV/m

Time: 下午 01:30:13

Humidity: 58.8 %



Site : 966A Chamber

Condition : FCC_part 15 RE-Class C_Above 1GHz_PK

EUT : W6M22409-23717

M/N:

Test Mode : TX 2403MHz

Note :

Polarization: *Horizontal*

Power : 1.5 Vd.c.

Distance: 3m

Mk.	Frequency (MHz)	Reading (dBuV)	Detector	Corr. factor (dB/m)	Result (dBuV/m)	Limit (dBuV/m)	Ant.Pos (cm)	Tab.Pos (deg.)	Margin (dB)	Comment
-----	-----------------	----------------	----------	---------------------	-----------------	----------------	--------------	----------------	-------------	---------

*:Maximum data x:Over limit !:over margin



Address: No.99, Sec.1, Balian Rd., Xizhi Dist., New Taipei City
 Tel: +886-2-2646-1508
 Fax: +886-2-2646-1533

Radiated Emission Measurement

Operator: Kai

File :3

Data :#6

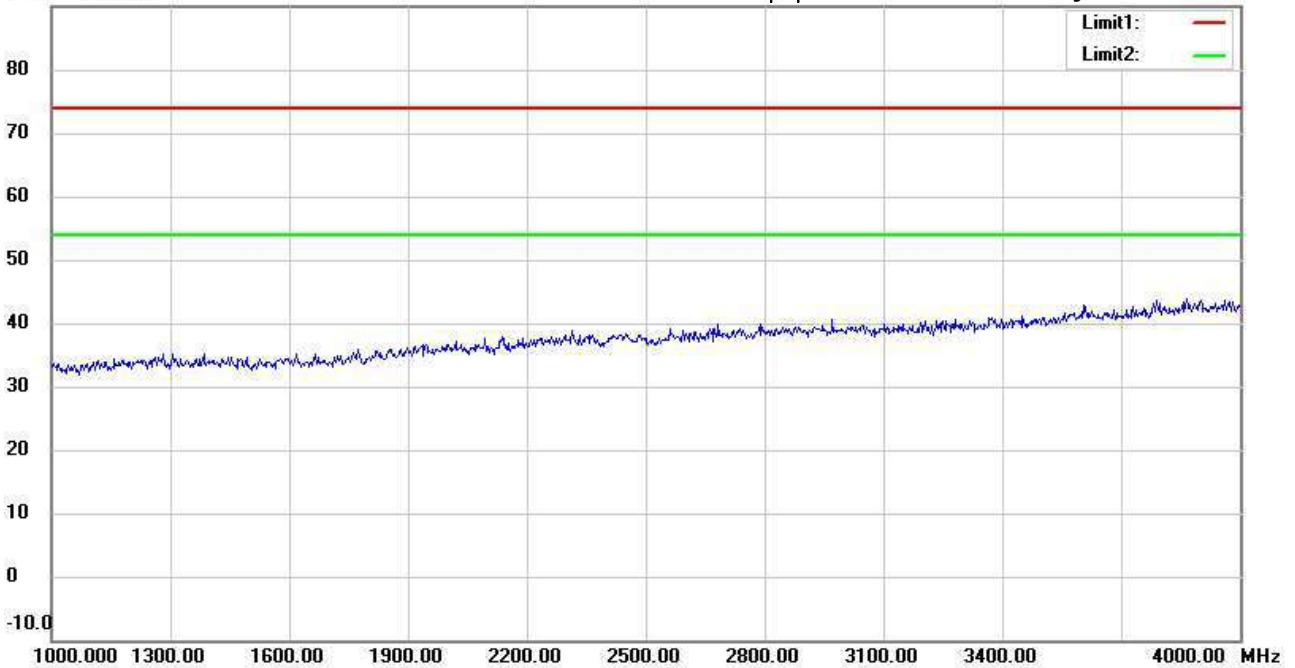
Date: 2024/9/19

Temperature: 23.7 °C

90.0 dBuV/m

Time: 下午 01:32:57

Humidity: 58.8 %



Site : 966A Chamber

Condition : FCC_part 15 RE-Class C_Above 1GHz_PK

EUT : W6M22409-23717

M/N:

Test Mode : TX 2403MHz

Note :

Polarization: *Vertical*

Power : 1.5 Vd.c.

Distance: 3m

Mk.	Frequency (MHz)	Reading (dBuV)	Detector	Corr. factor (dB/m)	Result (dBuV/m)	Limit (dBuV/m)	Ant.Pos (cm)	Tab.Pos (deg.)	Margin (dB)	Comment
-----	-----------------	----------------	----------	---------------------	-----------------	----------------	--------------	----------------	-------------	---------

*:Maximum data x:Over limit !:over margin



Radiated Emission Measurement

Operator: Kai

File :3

Data :#2

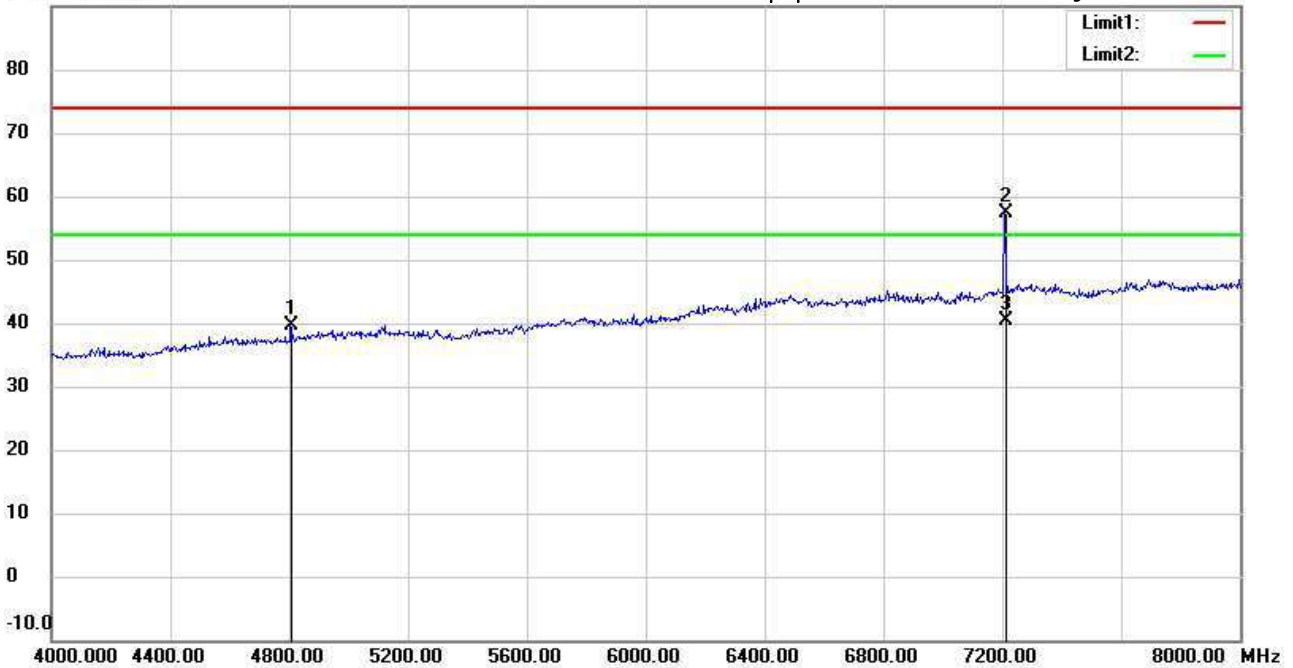
Date: 2024/9/19

Temperature: 23.7 °C

90.0 dBuV/m

Time: 下午 01:30:55

Humidity: 58.8 %



Site : 966A Chamber

Condition : FCC_part 15 RE-Class C_Above 1GHz_PK

Polarization: *Horizontal*

EUT : W6M22409-23717

Power : 1.5 Vd.c.

M/N:

Distance: 3m

Test Mode : TX 2403MHz

Note :

Mk.	Frequency (MHz)	Reading (dBuV)	Detector	Corr. factor (dB/m)	Result (dBuV/m)	Limit (dBuV/m)	Ant.Pos (cm)	Tab.Pos (deg.)	Margin (dB)	Comment
	4806.000	35.19	peak	4.54	39.73	74.00	150	198	-34.27	
	7210.000	45.76	peak	11.53	57.29	74.00	150	90	-16.71	
*	7210.000	28.96	AVG	11.53	40.49	54.00	150	90	-13.51	



Radiated Emission Measurement

Operator: Kai

File :3

Data :#7

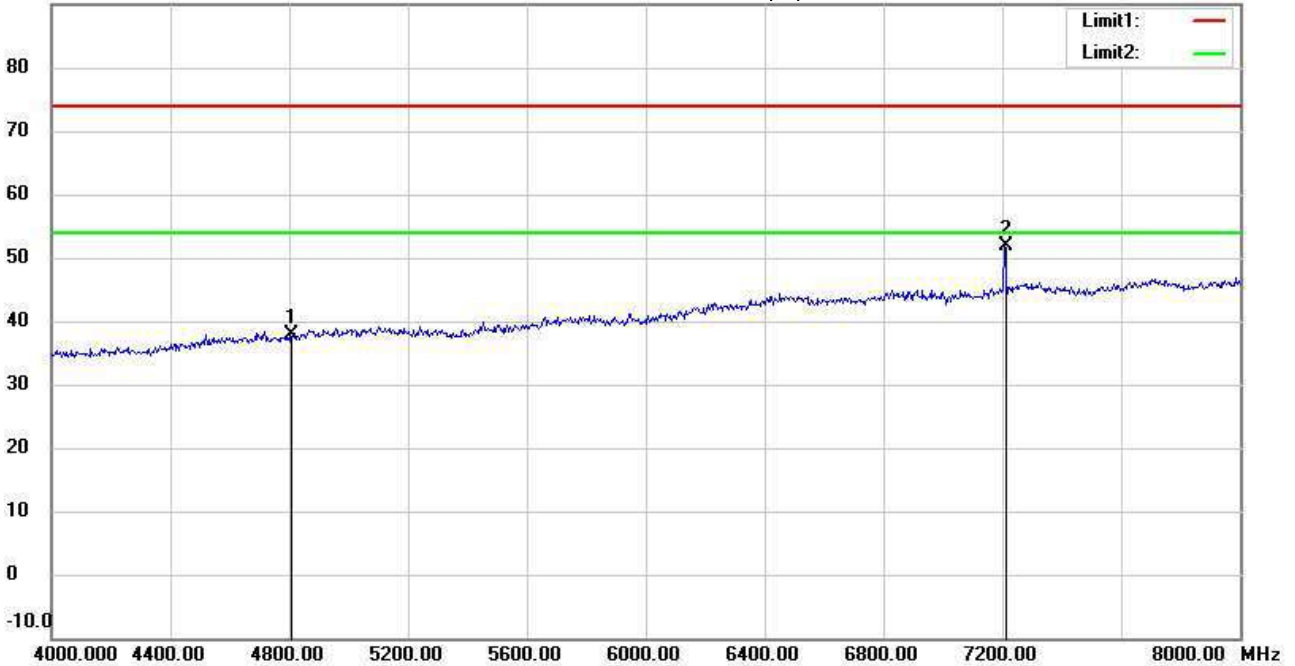
Date: 2024/9/19

Temperature: 23.7 °C

90.0 dBuV/m

Time: 下午 01:33:41

Humidity: 58.8 %



Site : 966A Chamber

Condition : FCC_part 15 RE-Class C_Above 1GHz_PK

EUT : W6M22409-23717

M/N:

Test Mode : TX 2403MHz

Note :

Polarization: **Vertical**

Power : 1.5 Vd.c.

Distance: 3m

Mk.	Frequency (MHz)	Reading (dBuV)	Detector	Corr. factor (dB/m)	Result (dBuV/m)	Limit (dBuV/m)	Ant.Pos (cm)	Tab.Pos (deg.)	Margin (dB)	Comment
	4806.000	33.35	peak	4.54	37.89	74.00	150	24	-36.11	
*	7210.000	40.36	peak	11.53	51.89	74.00	150	17	-22.11	



Radiated Emission Measurement

Operator: Kai

File :3

Data :#3

Date: 2024/9/19

Temperature: 23.7 °C

90.0 dBuV/m

Time: 下午 01:31:45

Humidity: 58.8 %



Site : 966A Chamber

Condition : FCC_part 15 RE-Class C_Above 1GHz_PK

Polarization: *Horizontal*

EUT : W6M22409-23717

Power : 1.5 Vd.c.

M/N:

Distance: 3m

Test Mode : TX 2403MHz

Note :

Mk.	Frequency (MHz)	Reading (dBuV)	Detector	Corr. factor (dB/m)	Result (dBuV/m)	Limit (dBuV/m)	Ant.Pos (cm)	Tab.Pos (deg.)	Margin (dB)	Comment
	9612.000	33.02	peak	13.03	46.05	74.00	150	230	-27.95	
*	12015.000	33.22	peak	17.09	50.31	74.00	150	250	-23.69	



Radiated Emission Measurement

Operator: Kai

File :3

Data :#8

Date: 2024/9/19

Temperature: 23.7 °C

90.0 dBuV/m

Time: 下午 01:34:22

Humidity: 58.8 %



Site : 966A Chamber

Condition : FCC_part 15 RE-Class C_Above 1GHz_PK

Polarization: *Vertical*

EUT : W6M22409-23717

Power : 1.5 Vd.c.

M/N:

Distance: 3m

Test Mode : TX 2403MHz

Note :

Mk.	Frequency (MHz)	Reading (dBuV)	Detector	Corr. factor (dB/m)	Result (dBuV/m)	Limit (dBuV/m)	Ant.Pos (cm)	Tab.Pos (deg.)	Margin (dB)	Comment
	9612.000	33.35	peak	13.03	46.38	74.00	150	359	-27.62	
*	12015.000	33.63	peak	17.09	50.72	74.00	150	94	-23.28	



Address: No.99, Sec.1, Balian Rd., Xizhi Dist., New Taipei City
 Tel: +886-2-2646-1508
 Fax: +886-2-2646-1533

Radiated Emission Measurement

Operator: Kai

File :3

Data :#4

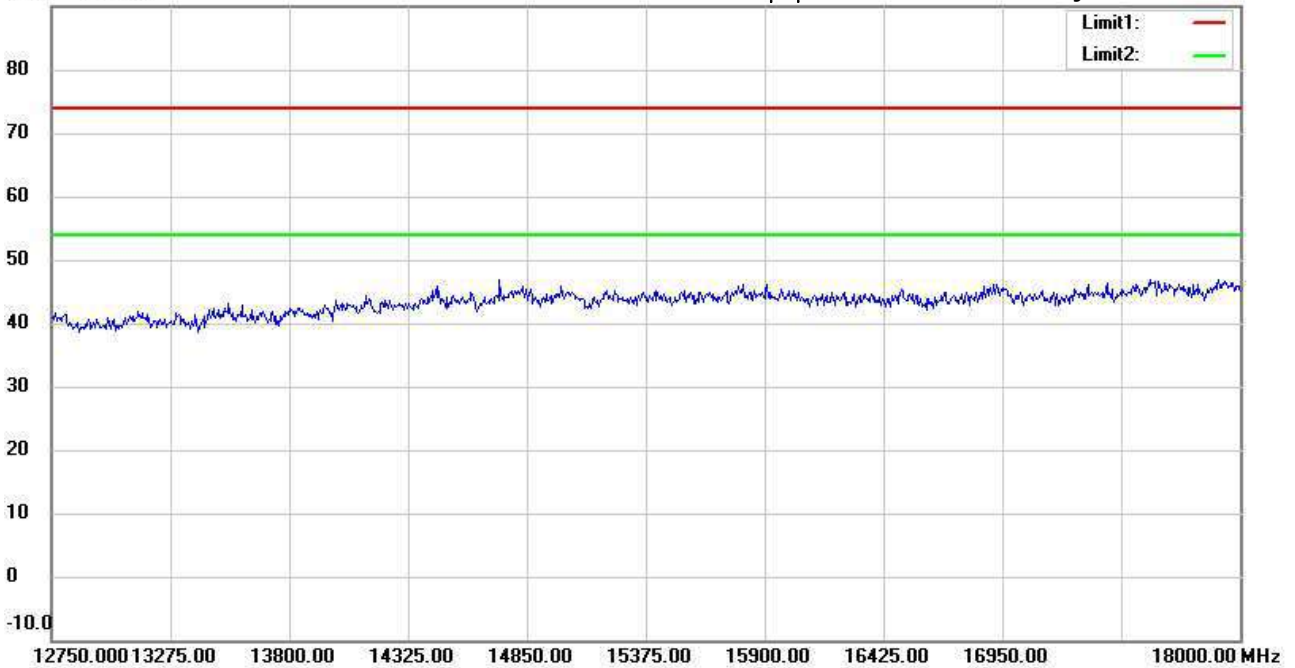
Date: 2024/9/19

Temperature: 23.7 °C

90.0 dBuV/m

Time: 下午 01:32:01

Humidity: 58.8 %



Site : 966A Chamber

Condition : FCC_part 15 RE-Class C_Above 1GHz_PK

EUT : W6M22409-23717

M/N:

Test Mode : TX 2403MHz

Note :

Polarization: *Horizontal*

Power : 1.5 Vd.c.

Distance: 3m

Mk.	Frequency (MHz)	Reading (dBuV)	Detector	Corr. factor (dB/m)	Result (dBuV/m)	Limit (dBuV/m)	Ant.Pos (cm)	Tab.Pos (deg.)	Margin (dB)	Comment
-----	-----------------	----------------	----------	---------------------	-----------------	----------------	--------------	----------------	-------------	---------

*:Maximum data x:Over limit !:over margin



Address: No.99, Sec.1, Balian Rd., Xizhi Dist., New Taipei City
 Tel: +886-2-2646-1508
 Fax: +886-2-2646-1533

Radiated Emission Measurement

Operator: Kai

File :3

Data :#9

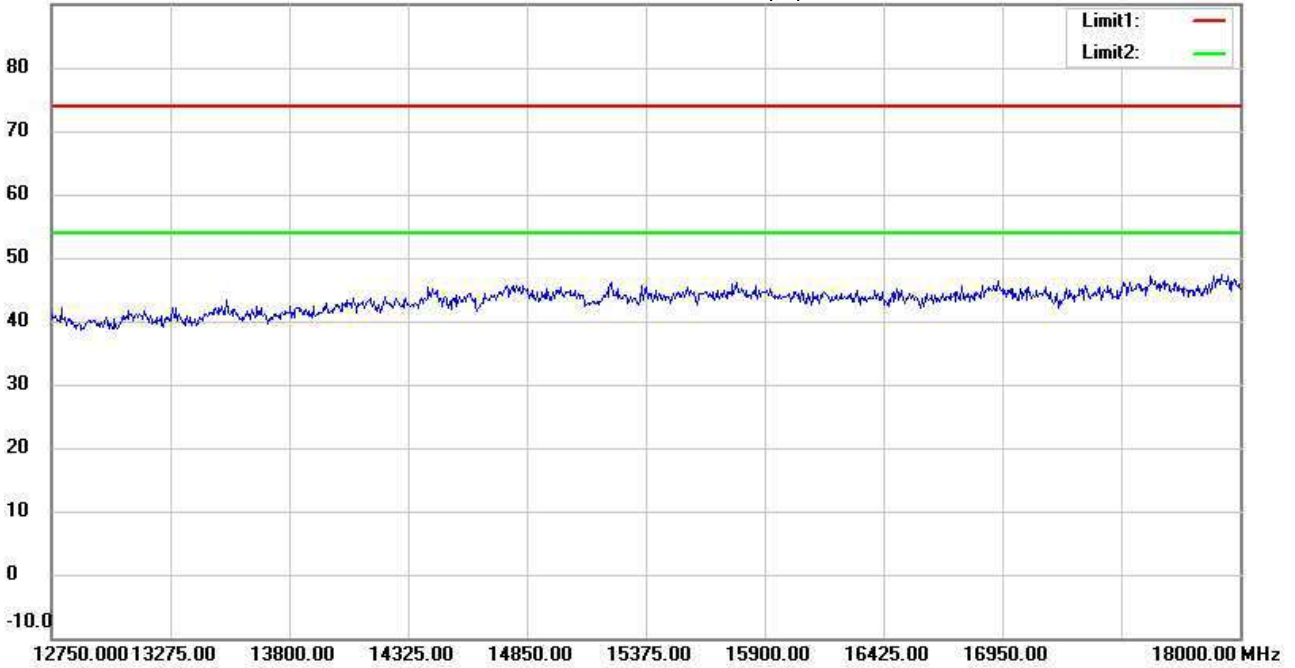
Date: 2024/9/19

Temperature: 23.7 °C

90.0 dBuV/m

Time: 下午 01:34:39

Humidity: 58.8 %



Site : 966A Chamber

Condition : FCC_part 15 RE-Class C_Above 1GHz_PK

Polarization: **Vertical**

EUT : W6M22409-23717

Power : 1.5 Vd.c.

M/N:

Distance: 3m

Test Mode : TX 2403MHz

Note :

Mk.	Frequency (MHz)	Reading (dBuV)	Detector	Corr. factor (dB/m)	Result (dBuV/m)	Limit (dBuV/m)	Ant.Pos (cm)	Tab.Pos (deg.)	Margin (dB)	Comment
-----	-----------------	----------------	----------	---------------------	-----------------	----------------	--------------	----------------	-------------	---------

*:Maximum data x:Over limit !:over margin



Address: No.99, Sec.1, Balian Rd., Xizhi Dist., New Taipei City
 Tel: +886-2-2646-1508
 Fax: +886-2-2646-1533

Radiated Emission Measurement

Operator: Kai

File :3

Data :#5

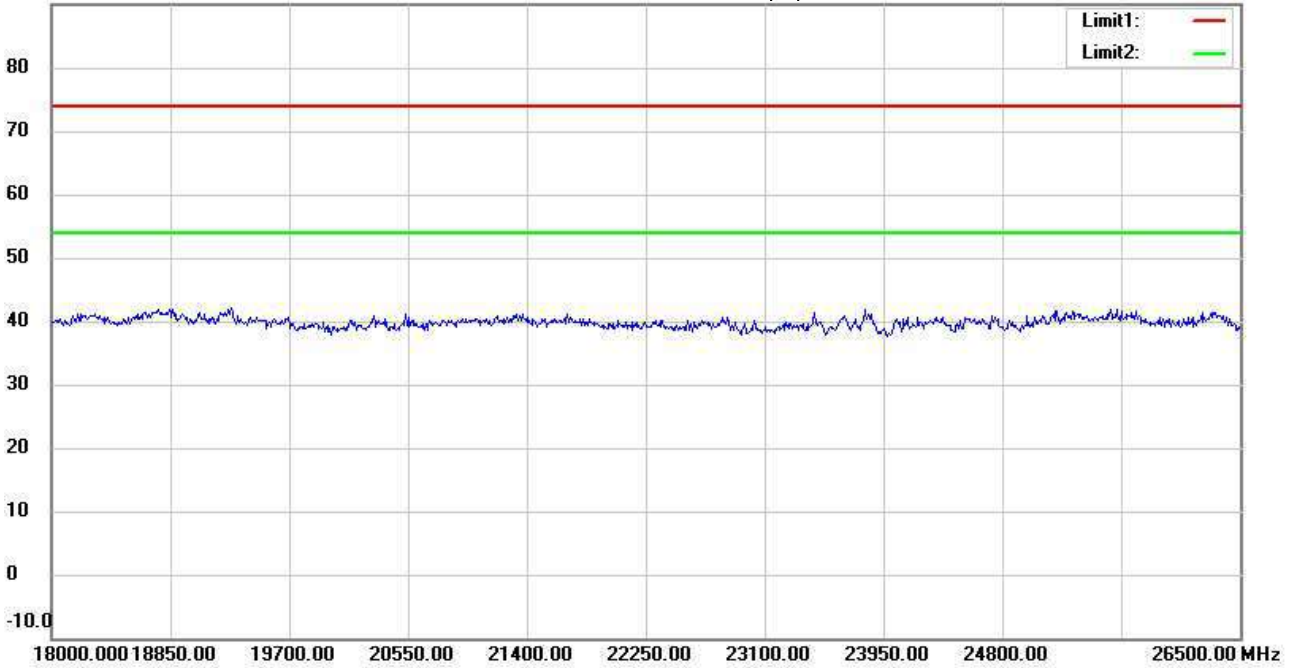
Date: 2024/9/19

Temperature: 23.7 °C

90.0 dBuV/m

Time: 下午 01:32:11

Humidity: 58.8 %



Site : 966A Chamber

Condition : FCC_part 15 RE-Class C_Above 1GHz_PK

EUT : W6M22409-23717

M/N:

Test Mode : TX 2403MHz

Note :

Polarization: *Horizontal*

Power : 1.5 Vd.c.

Distance: 3m

Mk.	Frequency (MHz)	Reading (dBuV)	Detector	Corr. factor (dB/m)	Result (dBuV/m)	Limit (dBuV/m)	Ant.Pos (cm)	Tab.Pos (deg.)	Margin (dB)	Comment
-----	-----------------	----------------	----------	---------------------	-----------------	----------------	--------------	----------------	-------------	---------

*:Maximum data x:Over limit !:over margin



Address: No.99, Sec.1, Balian Rd., Xizhi Dist., New Taipei City
 Tel: +886-2-2646-1508
 Fax: +886-2-2646-1533

Radiated Emission Measurement

Operator: Kai

File :3

Data :#10

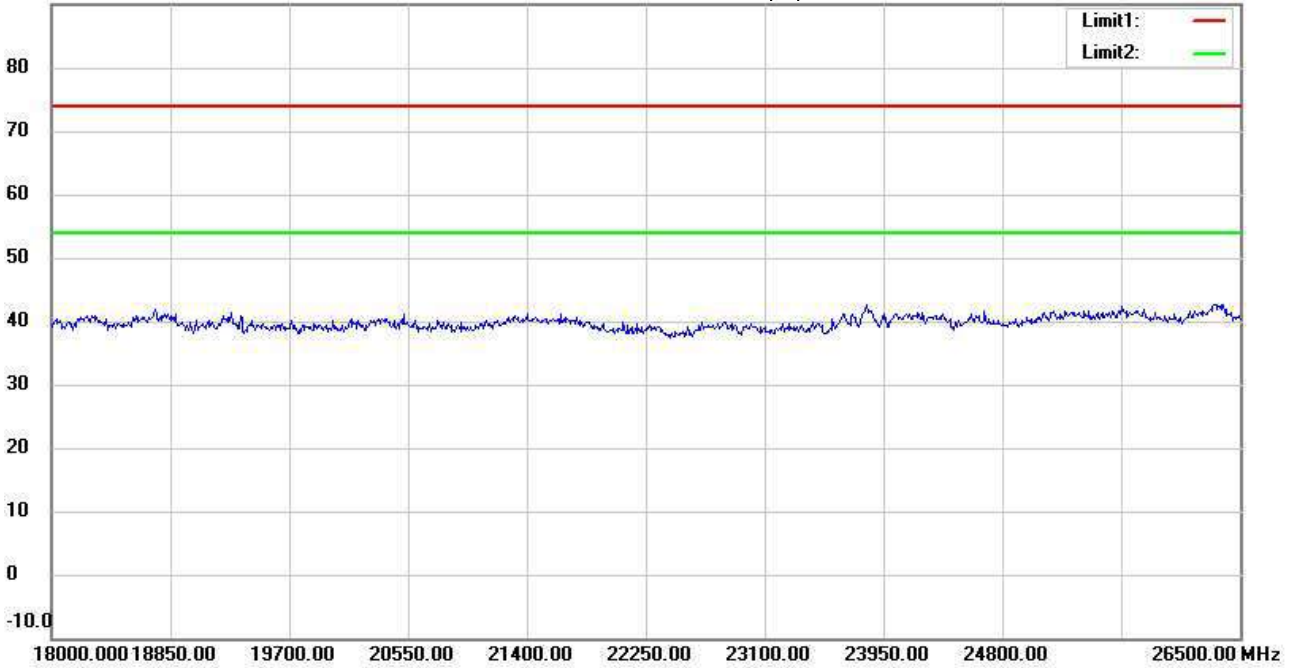
Date: 2024/9/19

Temperature: 23.7 °C

90.0 dBuV/m

Time: 下午 01:34:49

Humidity: 58.8 %



Site : 966A Chamber

Condition : FCC_part 15 RE-Class C_Above 1GHz_PK

EUT : W6M22409-23717

M/N:

Test Mode : TX 2403MHz

Note :

Polarization: **Vertical**

Power : 1.5 Vd.c.

Distance: 3m

Mk.	Frequency (MHz)	Reading (dBuV)	Detector	Corr. factor (dB/m)	Result (dBuV/m)	Limit (dBuV/m)	Ant.Pos (cm)	Tab.Pos (deg.)	Margin (dB)	Comment
-----	-----------------	----------------	----------	---------------------	-----------------	----------------	--------------	----------------	-------------	---------

*:Maximum data x:Over limit !:over margin



Address: No.99, Sec.1, Balian Rd., Xizhi Dist., New Taipei City
 Tel: +886-2-2646-1508
 Fax: +886-2-2646-1533

Radiated Emission Measurement

Operator: Kai

File :3

Data :#1

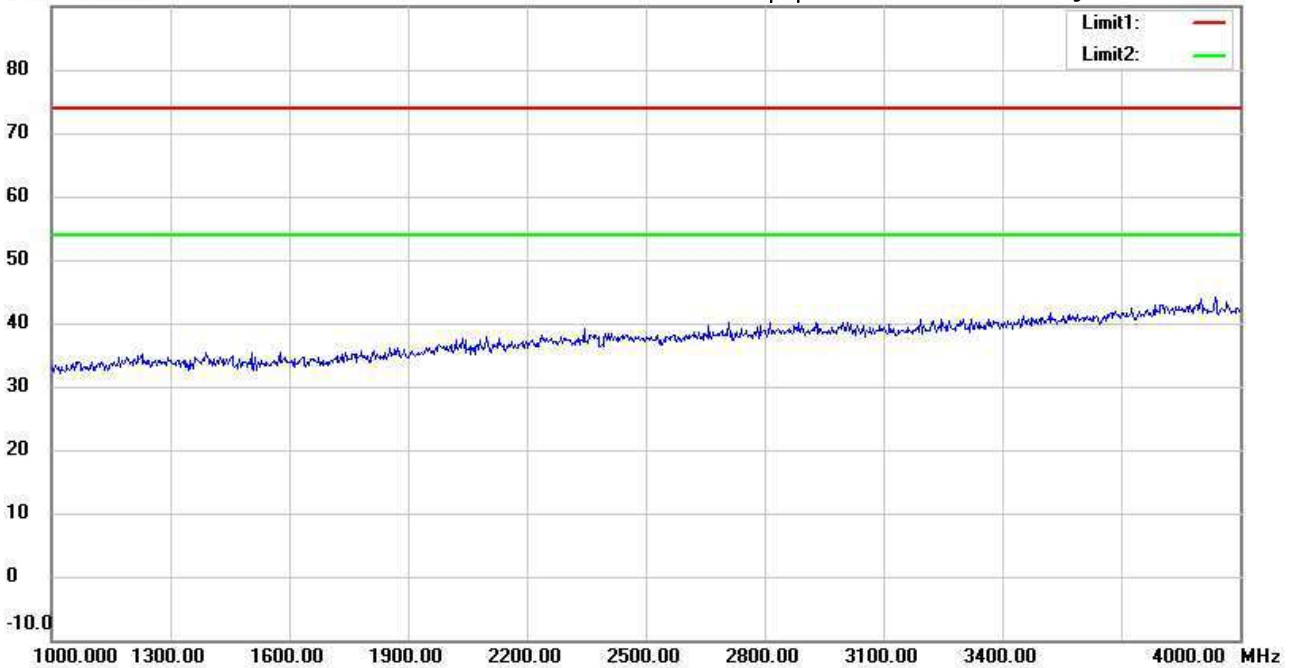
Date: 2024/9/19

Temperature: 23.7 °C

90.0 dBuV/m

Time: 下午 01:37:42

Humidity: 58.8 %



Site : 966A Chamber

Condition : FCC_part 15 RE-Class C_Above 1GHz_PK

Polarization: *Horizontal*

EUT : W6M22409-23717

Power : 1.5 Vd.c.

M/N:

Distance: 3m

Test Mode : TX 2441MHz

Note :

Mk.	Frequency (MHz)	Reading (dBuV)	Detector	Corr. factor (dB/m)	Result (dBuV/m)	Limit (dBuV/m)	Ant.Pos (cm)	Tab.Pos (deg.)	Margin (dB)	Comment
-----	-----------------	----------------	----------	---------------------	-----------------	----------------	--------------	----------------	-------------	---------

*:Maximum data x:Over limit !:over margin



Address: No.99, Sec.1, Balian Rd., Xizhi Dist., New Taipei City
 Tel: +886-2-2646-1508
 Fax: +886-2-2646-1533

Radiated Emission Measurement

Operator: Kai

File :3

Data :#6

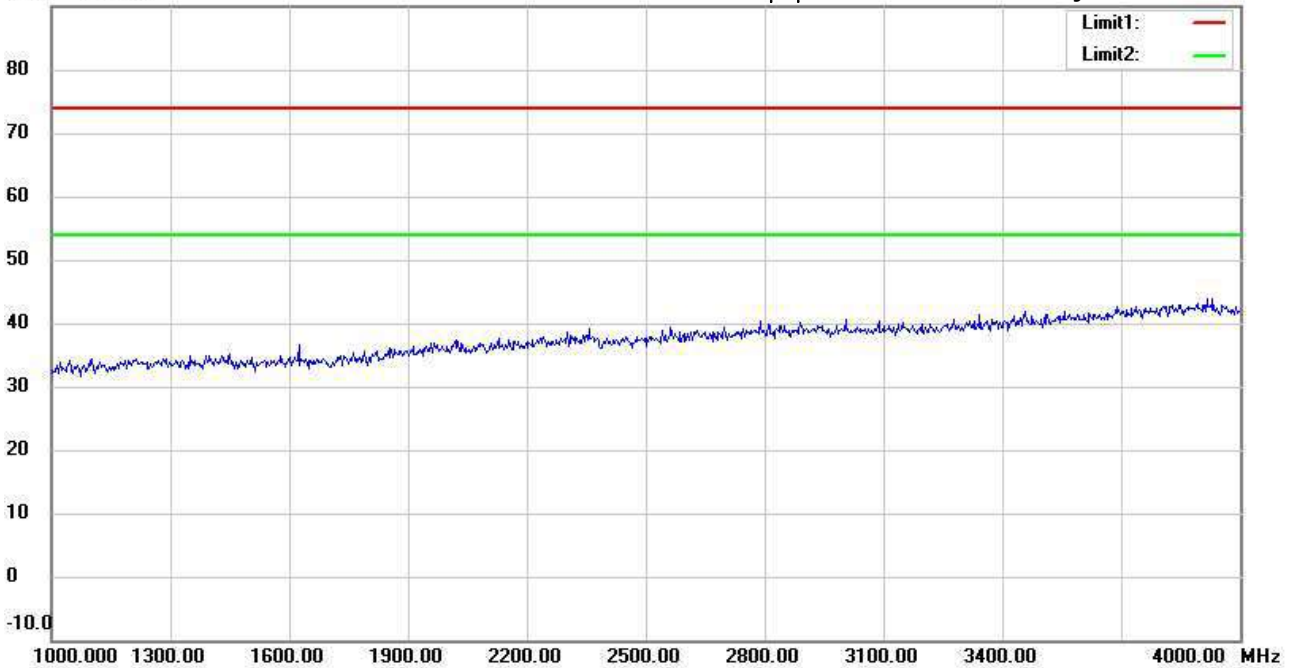
Date: 2024/9/19

Temperature: 23.7 °C

90.0 dBuV/m

Time: 下午 01:40:26

Humidity: 58.8 %



Site : 966A Chamber

Condition : FCC_part 15 RE-Class C_Above 1GHz_PK

Polarization: **Vertical**

EUT : W6M22409-23717

Power : 1.5 Vd.c.

M/N:

Distance: 3m

Test Mode : TX 2441MHz

Note :

Mk.	Frequency (MHz)	Reading (dBuV)	Detector	Corr. factor (dB/m)	Result (dBuV/m)	Limit (dBuV/m)	Ant.Pos (cm)	Tab.Pos (deg.)	Margin (dB)	Comment
-----	-----------------	----------------	----------	---------------------	-----------------	----------------	--------------	----------------	-------------	---------

*:Maximum data x:Over limit !:over margin



Radiated Emission Measurement

Operator: Kai

File :3

Data :#2

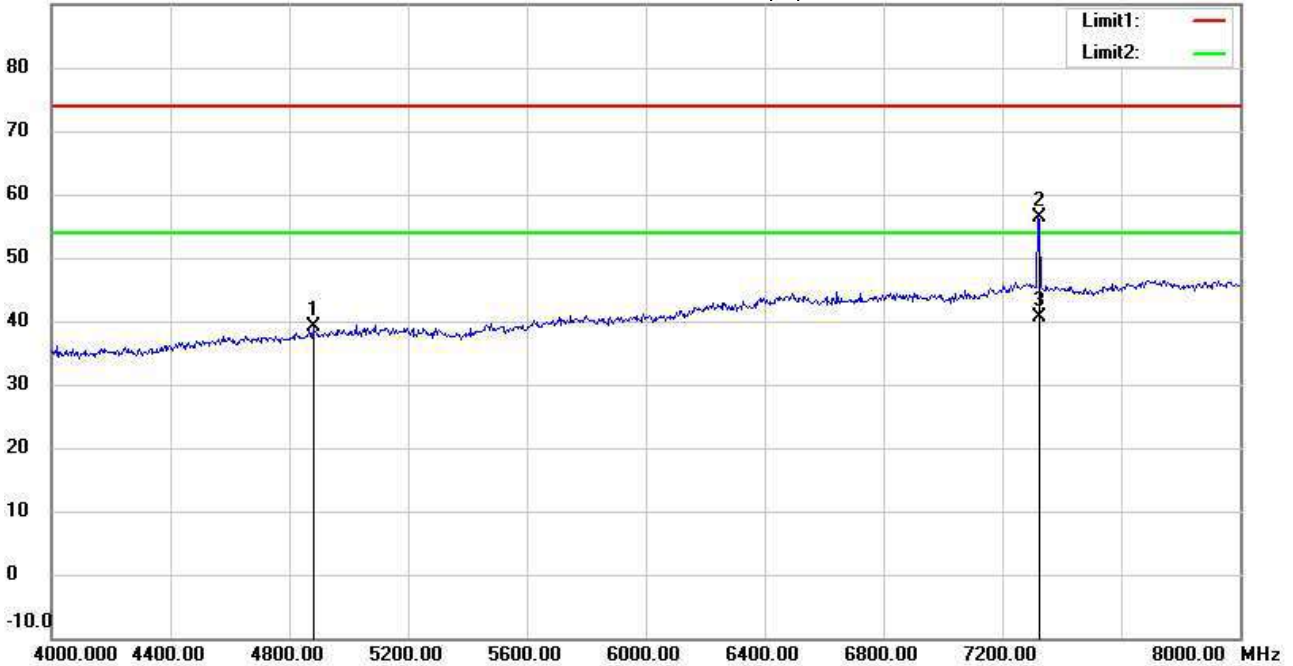
Date: 2024/9/19

Temperature: 23.7 °C

90.0 dBuV/m

Time: 下午 01:38:25

Humidity: 58.8 %



Site : 966A Chamber

Condition : FCC_part 15 RE-Class C_Above 1GHz_PK

Polarization: *Horizontal*

EUT : W6M22409-23717

Power : 1.5 Vd.c.

M/N:

Distance: 3m

Test Mode : TX 2441MHz

Note :

Mk.	Frequency (MHz)	Reading (dBuV)	Detector	Corr. factor (dB/m)	Result (dBuV/m)	Limit (dBuV/m)	Ant.Pos (cm)	Tab.Pos (deg.)	Margin (dB)	Comment
	4882.000	34.08	peak	4.94	39.02	74.00	150	204	-34.98	
	7322.000	44.08	peak	12.18	56.26	74.00	150	0	-17.74	
*	7322.000	28.36	AVG	12.18	40.54	54.00	150	0	-13.46	



Radiated Emission Measurement

Operator: Kai

File :3

Data :#7

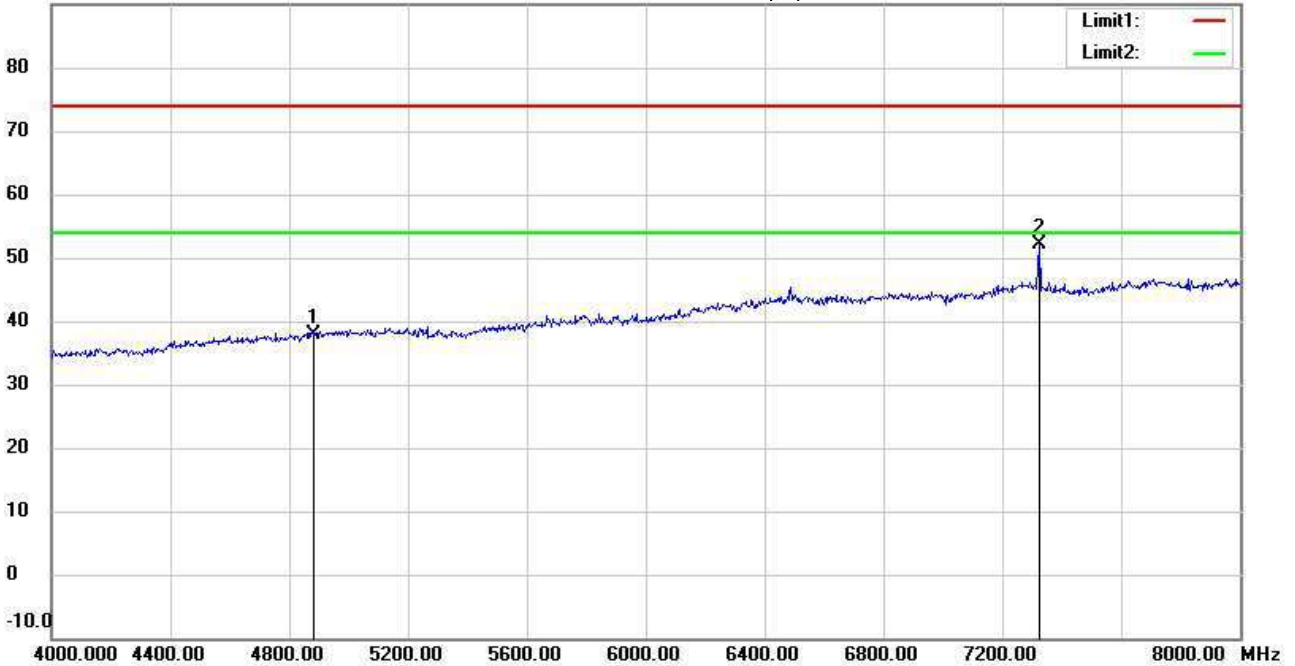
Date: 2024/9/19

Temperature: 23.7 °C

90.0 dBuV/m

Time: 下午 01:41:09

Humidity: 58.8 %



Site : 966A Chamber

Condition : FCC_part 15 RE-Class C_Above 1GHz_PK

EUT : W6M22409-23717

M/N:

Test Mode : TX 2441MHz

Note :

Polarization: **Vertical**

Power : 1.5 Vd.c.

Distance: 3m

Mk.	Frequency (MHz)	Reading (dBuV)	Detector	Corr. factor (dB/m)	Result (dBuV/m)	Limit (dBuV/m)	Ant.Pos (cm)	Tab.Pos (deg.)	Margin (dB)	Comment
	4882.000	32.94	peak	4.94	37.88	74.00	150	5	-36.12	
*	7324.000	39.83	peak	12.18	52.01	74.00	150	360	-21.99	



Radiated Emission Measurement

Operator: Kai

File :3

Data :#3

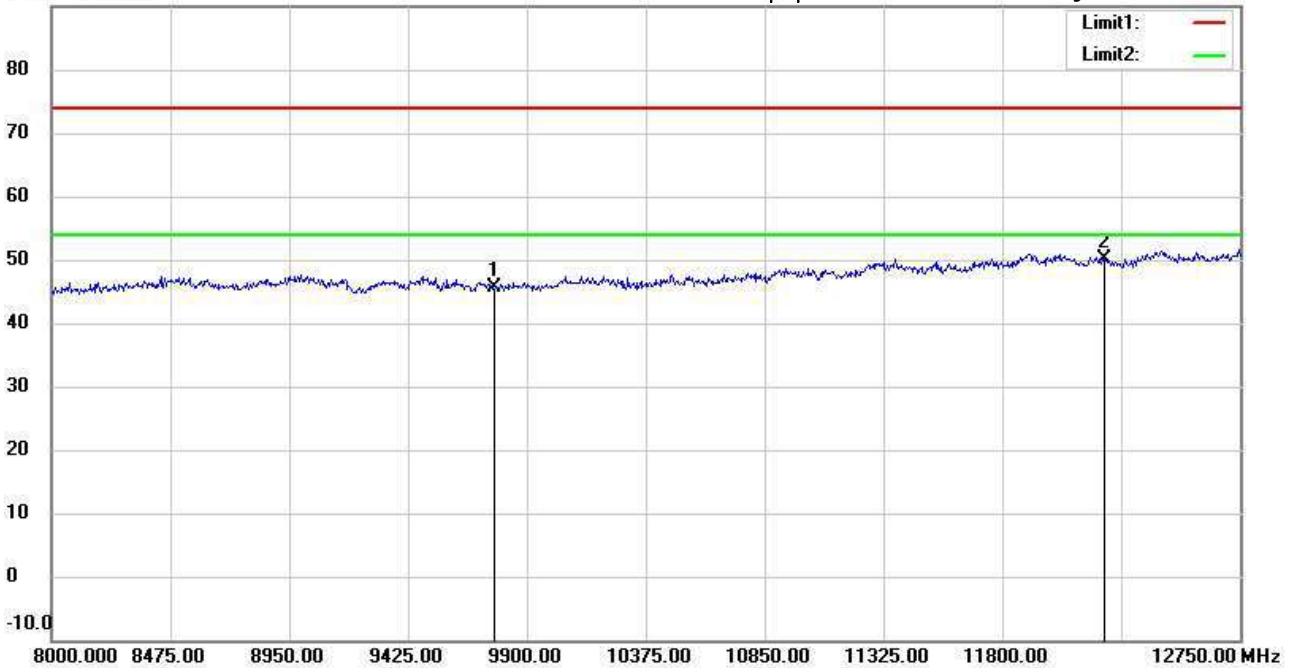
Date: 2024/9/19

Temperature: 23.7 °C

90.0 dBuV/m

Time: 下午 01:39:14

Humidity: 58.8 %



Site : 966A Chamber

Condition : FCC_part 15 RE-Class C_Above 1GHz_PK

Polarization: *Horizontal*

EUT : W6M22409-23717

Power : 1.5 Vd.c.

M/N:

Distance: 3m

Test Mode : TX 2441MHz

Note :

Mk.	Frequency (MHz)	Reading (dBuV)	Detector	Corr. factor (dB/m)	Result (dBuV/m)	Limit (dBuV/m)	Ant.Pos (cm)	Tab.Pos (deg.)	Margin (dB)	Comment
	9764.000	32.30	peak	13.37	45.67	74.00	150	63	-28.33	
*	12205.000	32.87	peak	17.14	50.01	74.00	150	150	-23.99	



Address: No.99, Sec.1, Balian Rd., Xizhi Dist., New Taipei City
 Tel: +886-2-2646-1508
 Fax: +886-2-2646-1533

Radiated Emission Measurement

Operator: Kai

File :3

Data :#8

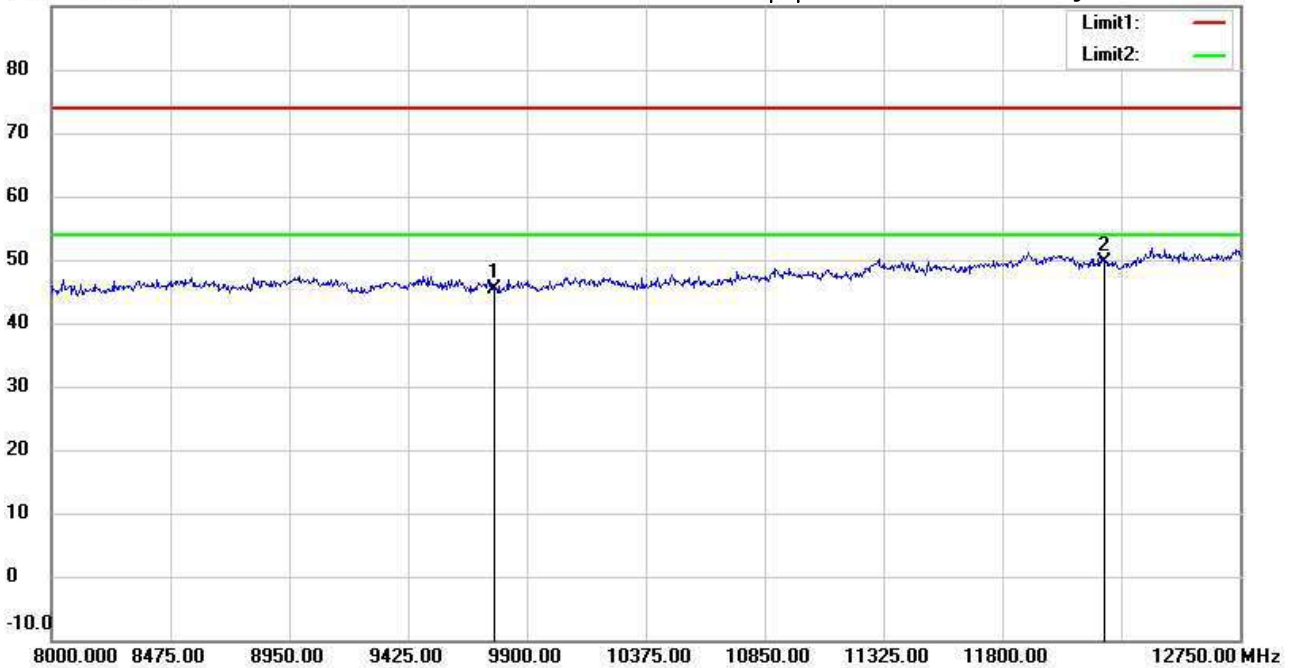
Date: 2024/9/19

Temperature: 23.7 °C

90.0 dBuV/m

Time: 下午 01:41:50

Humidity: 58.8 %



Site : 966A Chamber

Condition : FCC_part 15 RE-Class C_Above 1GHz_PK

Polarization: *Vertical*

EUT : W6M22409-23717

Power : 1.5 Vd.c.

M/N:

Distance: 3m

Test Mode : TX 2441MHz

Note :

Mk.	Frequency (MHz)	Reading (dBuV)	Detector	Corr. factor (dB/m)	Result (dBuV/m)	Limit (dBuV/m)	Ant.Pos (cm)	Tab.Pos (deg.)	Margin (dB)	Comment
	9764.000	32.06	peak	13.37	45.43	74.00	150	115	-28.57	
*	12205.000	32.45	peak	17.14	49.59	74.00	150	155	-24.41	

*:Maximum data x:Over limit !:over margin



Address: No.99, Sec.1, Balian Rd., Xizhi Dist., New Taipei City
 Tel: +886-2-2646-1508
 Fax: +886-2-2646-1533

Radiated Emission Measurement

Operator: Kai

File :3

Data :#4

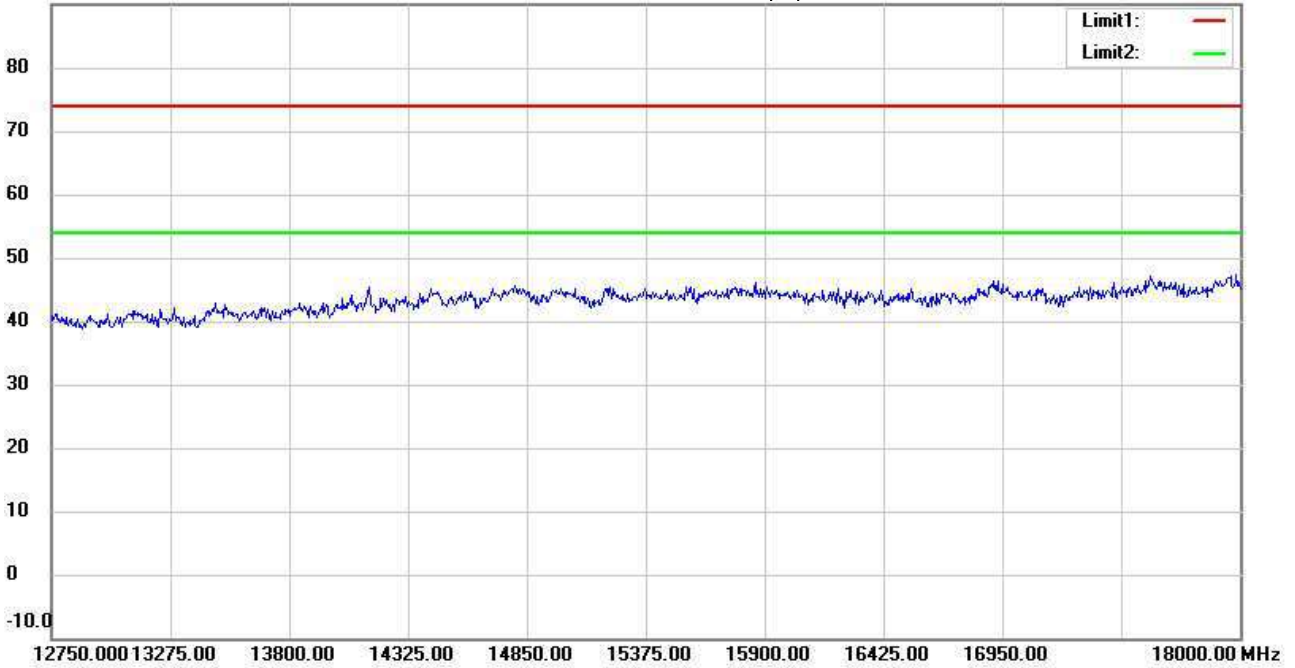
Date: 2024/9/19

Temperature: 23.7 °C

90.0 dBuV/m

Time: 下午 01:39:31

Humidity: 58.8 %



Site : 966A Chamber

Condition : FCC_part 15 RE-Class C_Above 1GHz_PK

Polarization: *Horizontal*

EUT : W6M22409-23717

Power : 1.5 Vd.c.

M/N:

Distance: 3m

Test Mode : TX 2441MHz

Note :

Mk.	Frequency (MHz)	Reading (dBuV)	Detector	Corr. factor (dB/m)	Result (dBuV/m)	Limit (dBuV/m)	Ant.Pos (cm)	Tab.Pos (deg.)	Margin (dB)	Comment
-----	-----------------	----------------	----------	---------------------	-----------------	----------------	--------------	----------------	-------------	---------

*:Maximum data x:Over limit !:over margin



Address: No.99, Sec.1, Balian Rd., Xizhi Dist., New Taipei City
 Tel: +886-2-2646-1508
 Fax: +886-2-2646-1533

Radiated Emission Measurement

Operator: Kai

File :3

Data :#9

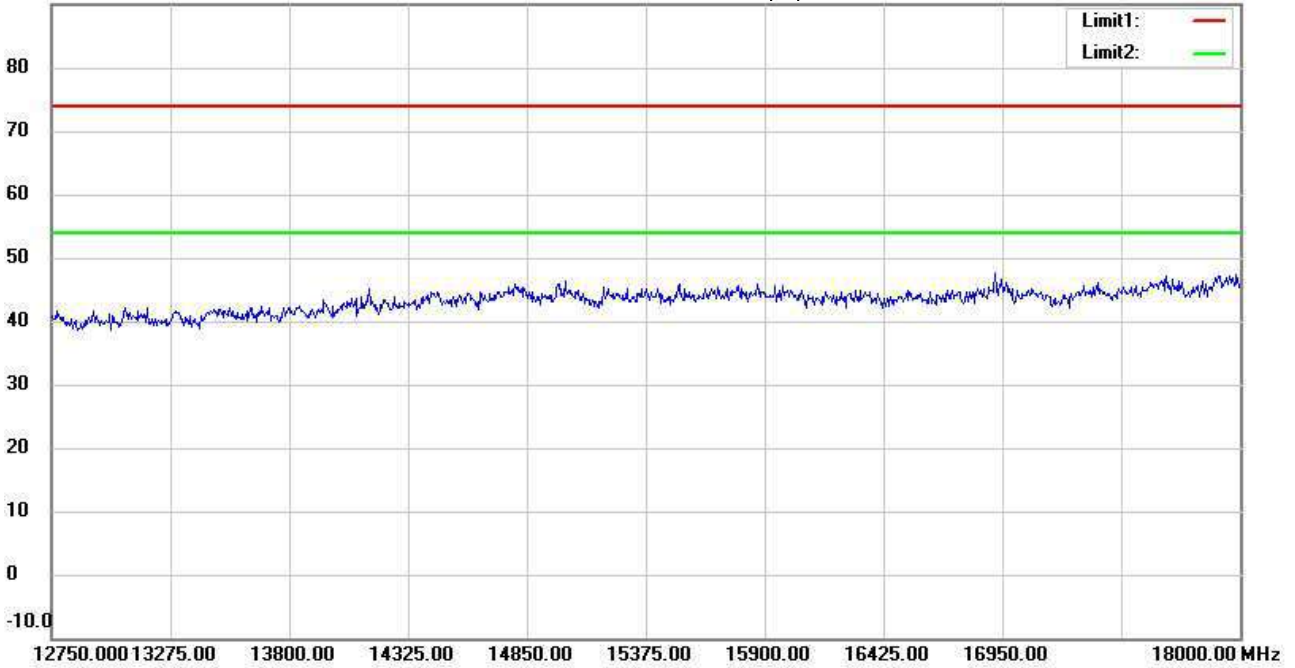
Date: 2024/9/19

Temperature: 23.7 °C

90.0 dBuV/m

Time: 下午 01:42:07

Humidity: 58.8 %



Site : 966A Chamber

Condition : FCC_part 15 RE-Class C_Above 1GHz_PK

Polarization: *Vertical*

EUT : W6M22409-23717

Power : 1.5 Vd.c.

M/N:

Distance: 3m

Test Mode : TX 2441MHz

Note :

Mk.	Frequency (MHz)	Reading (dBuV)	Detector	Corr. factor (dB/m)	Result (dBuV/m)	Limit (dBuV/m)	Ant.Pos (cm)	Tab.Pos (deg.)	Margin (dB)	Comment
-----	-----------------	----------------	----------	---------------------	-----------------	----------------	--------------	----------------	-------------	---------

*:Maximum data x:Over limit !:over margin



Radiated Emission Measurement

Operator: Kai

File :3

Data :#5

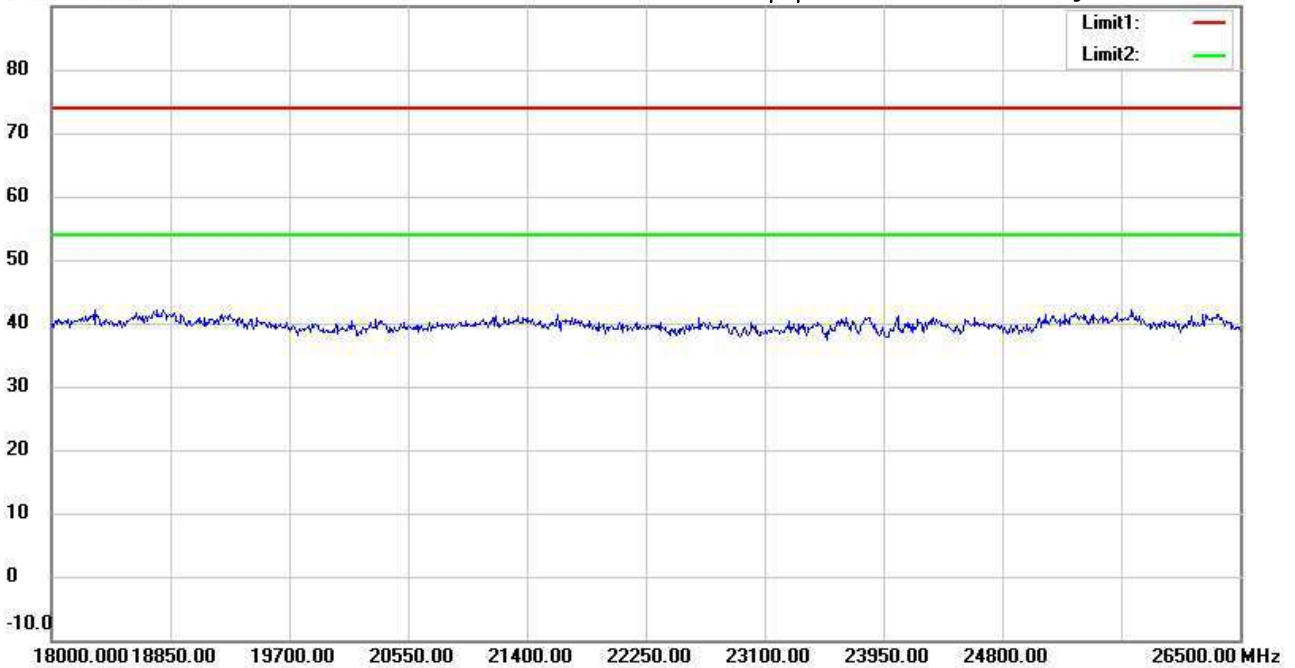
Date: 2024/9/19

Temperature: 23.7 °C

90.0 dBuV/m

Time: 下午 01:39:41

Humidity: 58.8 %



Site : 966A Chamber

Condition : FCC_part 15 RE-Class C_Above 1GHz_PK

Polarization: *Horizontal*

EUT : W6M22409-23717

Power : 1.5 Vd.c.

M/N:

Distance: 3m

Test Mode : TX 2441MHz

Note :

Mk.	Frequency (MHz)	Reading (dBuV)	Detector	Corr. factor (dB/m)	Result (dBuV/m)	Limit (dBuV/m)	Ant.Pos (cm)	Tab.Pos (deg.)	Margin (dB)	Comment
-----	-----------------	----------------	----------	---------------------	-----------------	----------------	--------------	----------------	-------------	---------



Address: No.99, Sec.1, Balian Rd., Xizhi Dist., New Taipei City
 Tel: +886-2-2646-1508
 Fax: +886-2-2646-1533

Radiated Emission Measurement

Operator: Kai

File :3

Data :#10

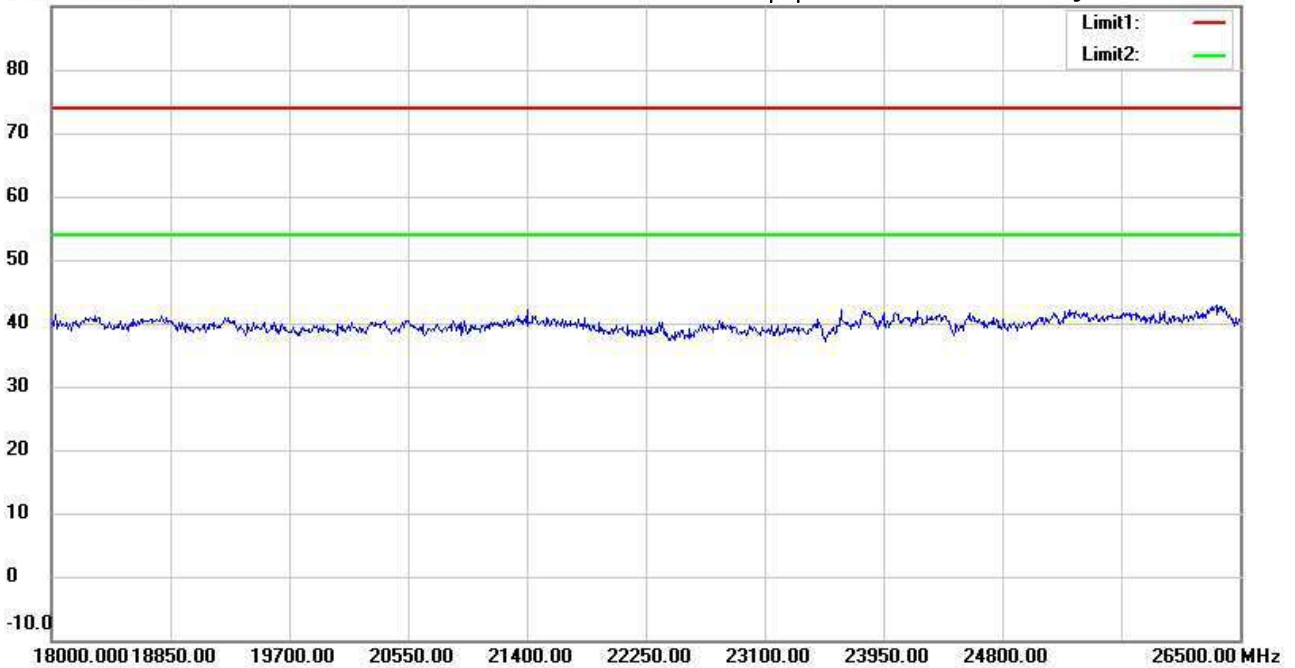
Date: 2024/9/19

Temperature: 23.7 °C

90.0 dBuV/m

Time: 下午 01:42:17

Humidity: 58.8 %



Site : 966A Chamber

Condition : FCC_part 15 RE-Class C_Above 1GHz_PK

Polarization: *Vertical*

EUT : W6M22409-23717

Power : 1.5 Vd.c.

M/N:

Distance: 3m

Test Mode : TX 2441MHz

Note :

Mk.	Frequency (MHz)	Reading (dBuV)	Detector	Corr. factor (dB/m)	Result (dBuV/m)	Limit (dBuV/m)	Ant.Pos (cm)	Tab.Pos (deg.)	Margin (dB)	Comment
-----	-----------------	----------------	----------	---------------------	-----------------	----------------	--------------	----------------	-------------	---------

*:Maximum data x:Over limit !:over margin



Address: No.99, Sec.1, Balian Rd., Xizhi Dist., New Taipei City
 Tel: +886-2-2646-1508
 Fax: +886-2-2646-1533

Radiated Emission Measurement

Operator: Kai

File :3

Data :#1

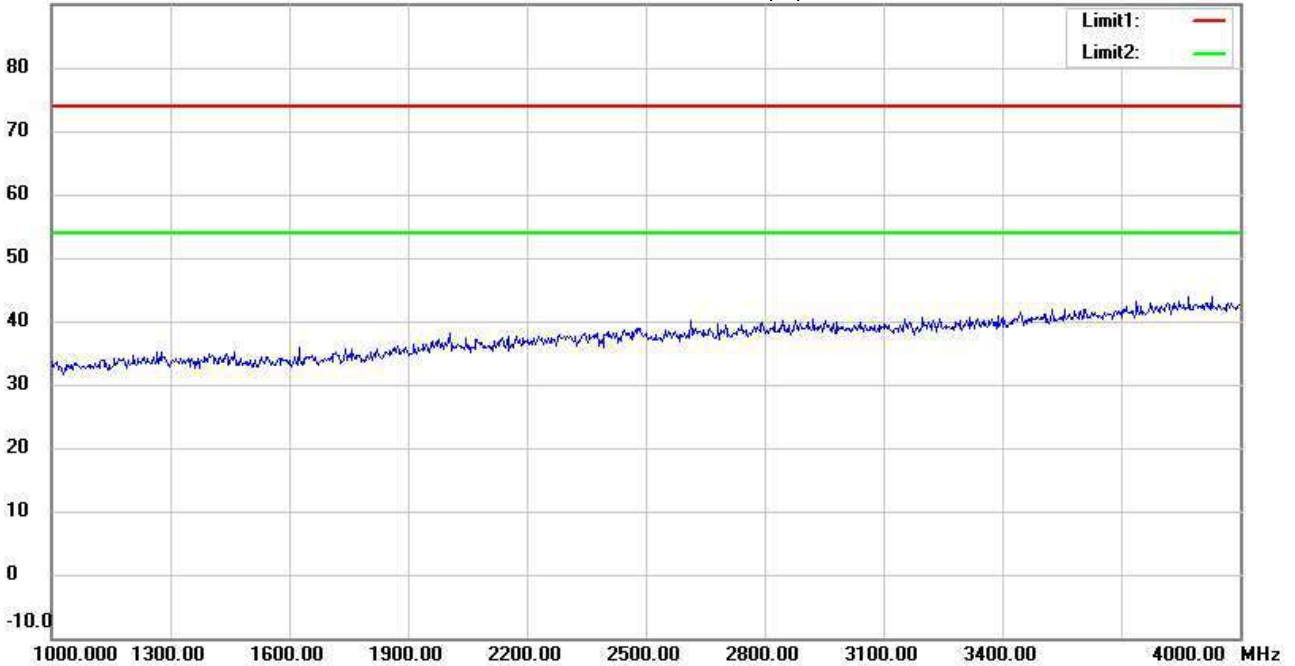
Date: 2024/9/19

Temperature: 23.7 °C

90.0 dBuV/m

Time: 下午 01:44:44

Humidity: 58.8 %



Site : 966A Chamber

Condition : FCC_part 15 RE-Class C_Above 1GHz_PK

Polarization: *Horizontal*

EUT : W6M22409-23717

Power : 1.5 Vd.c.

M/N:

Distance: 3m

Test Mode : TX 2480MHz

Note :

Mk.	Frequency (MHz)	Reading (dBuV)	Detector	Corr. factor (dB/m)	Result (dBuV/m)	Limit (dBuV/m)	Ant.Pos (cm)	Tab.Pos (deg.)	Margin (dB)	Comment
-----	-----------------	----------------	----------	---------------------	-----------------	----------------	--------------	----------------	-------------	---------

*:Maximum data x:Over limit !:over margin



Address: No.99, Sec.1, Balian Rd., Xizhi Dist., New Taipei City
 Tel: +886-2-2646-1508
 Fax: +886-2-2646-1533

Radiated Emission Measurement

Operator: Kai

File :3

Data :#6

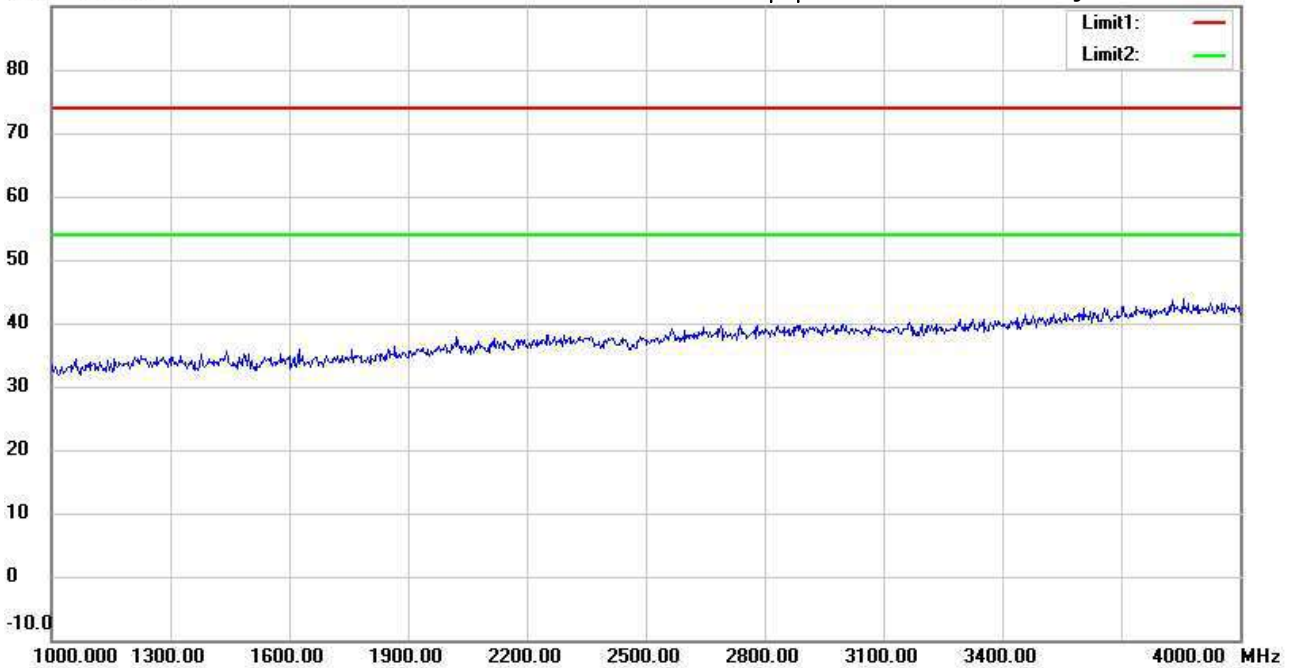
Date: 2024/9/19

Temperature: 23.7 °C

90.0 dBuV/m

Time: 下午 01:47:28

Humidity: 58.8 %



Site : 966A Chamber

Condition : FCC_part 15 RE-Class C_Above 1GHz_PK

EUT : W6M22409-23717

M/N:

Test Mode : TX 2480MHz

Note :

Polarization: *Vertical*

Power : 1.5 Vd.c.

Distance: 3m

Mk.	Frequency (MHz)	Reading (dBuV)	Detector	Corr. factor (dB/m)	Result (dBuV/m)	Limit (dBuV/m)	Ant.Pos (cm)	Tab.Pos (deg.)	Margin (dB)	Comment
-----	-----------------	----------------	----------	---------------------	-----------------	----------------	--------------	----------------	-------------	---------

*:Maximum data x:Over limit !:over margin



Radiated Emission Measurement

Operator: Kai

File :3

Data :#2

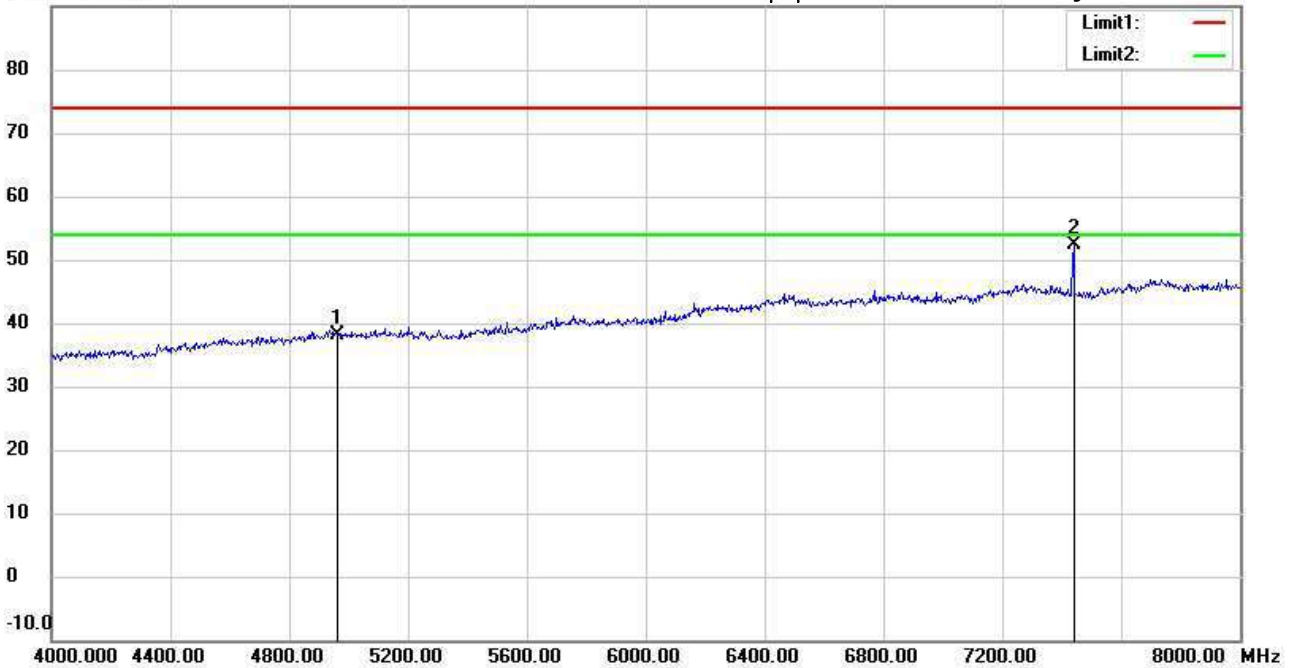
Date: 2024/9/19

Temperature: 23.7 °C

90.0 dBuV/m

Time: 下午 01:45:27

Humidity: 58.8 %



Site : 966A Chamber

Condition : FCC_part 15 RE-Class C_Above 1GHz_PK

EUT : W6M22409-23717

M/N:

Test Mode : TX 2480MHz

Note :

Polarization: *Horizontal*

Power : 1.5 Vd.c.

Distance: 3m

Mk.	Frequency (MHz)	Reading (dBuV)	Detector	Corr. factor (dB/m)	Result (dBuV/m)	Limit (dBuV/m)	Ant.Pos (cm)	Tab.Pos (deg.)	Margin (dB)	Comment
	4960.000	32.89	peak	5.27	38.16	74.00	150	54	-35.84	
*	7440.000	40.34	peak	12.16	52.50	74.00	150	176	-21.50	



Address: No.99, Sec.1, Balian Rd., Xizhi Dist., New Taipei City
 Tel: +886-2-2646-1508
 Fax: +886-2-2646-1533

Radiated Emission Measurement

Operator: Kai

File :3

Data :#7

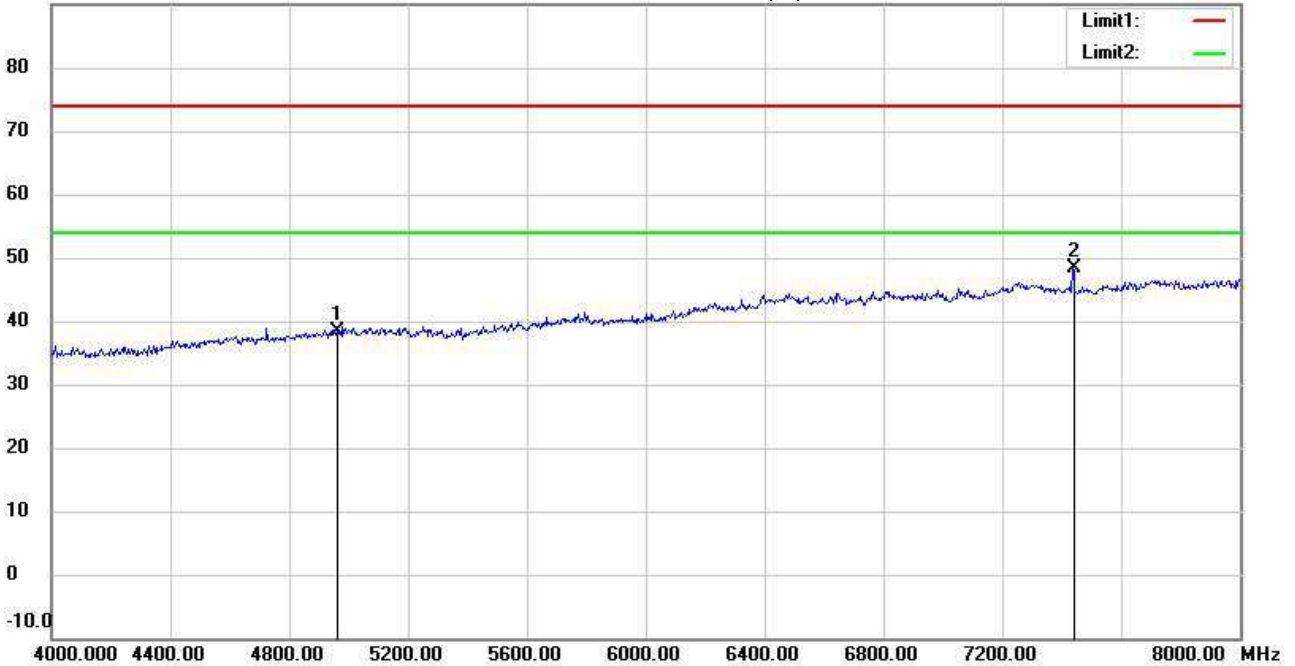
Date: 2024/9/19

Temperature: 23.7 °C

90.0 dBuV/m

Time: 下午 01:48:11

Humidity: 58.8 %



Site : 966A Chamber

Condition : FCC_part 15 RE-Class C_Above 1GHz_PK

Polarization: *Vertical*

EUT : W6M22409-23717

Power : 1.5 Vd.c.

M/N:

Distance: 3m

Test Mode : TX 2480MHz

Note :

Mk.	Frequency (MHz)	Reading (dBuV)	Detector	Corr. factor (dB/m)	Result (dBuV/m)	Limit (dBuV/m)	Ant.Pos (cm)	Tab.Pos (deg.)	Margin (dB)	Comment
	4960.000	33.15	peak	5.27	38.42	74.00	150	15	-35.58	
*	7438.000	36.20	peak	12.16	48.36	74.00	150	159	-25.64	

*:Maximum data x:Over limit !:over margin



Radiated Emission Measurement

Operator: Kai

File :3

Data :#3

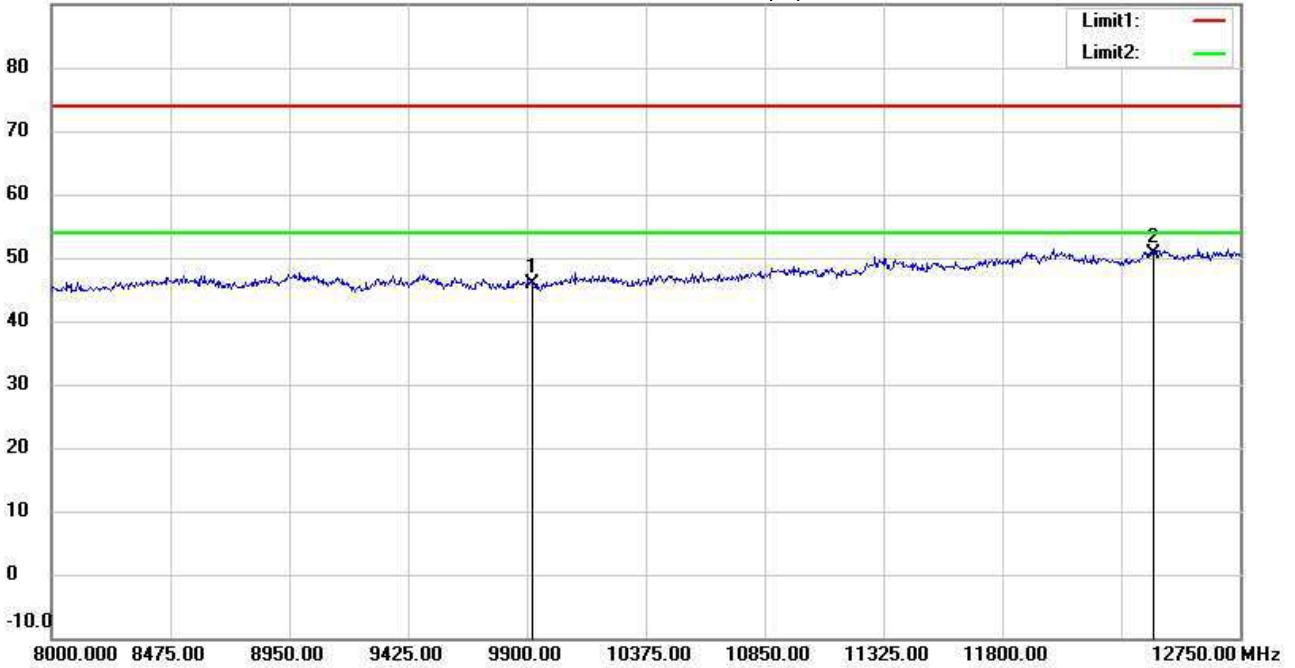
Date: 2024/9/19

Temperature: 23.7 °C

90.0 dBuV/m

Time: 下午 01:46:16

Humidity: 58.8 %



Site : 966A Chamber

Condition : FCC_part 15 RE-Class C_Above 1GHz_PK

Polarization: *Horizontal*

EUT : W6M22409-23717

Power : 1.5 Vd.c.

M/N:

Distance: 3m

Test Mode : TX 2480MHz

Note :

Mk.	Frequency (MHz)	Reading (dBuV)	Detector	Corr. factor (dB/m)	Result (dBuV/m)	Limit (dBuV/m)	Ant.Pos (cm)	Tab.Pos (deg.)	Margin (dB)	Comment
	9920.000	32.44	peak	13.53	45.97	74.00	150	137	-28.03	
*	12400.000	33.09	peak	17.62	50.71	74.00	150	5	-23.29	



Radiated Emission Measurement

Operator: Kai

File :3

Data :#8

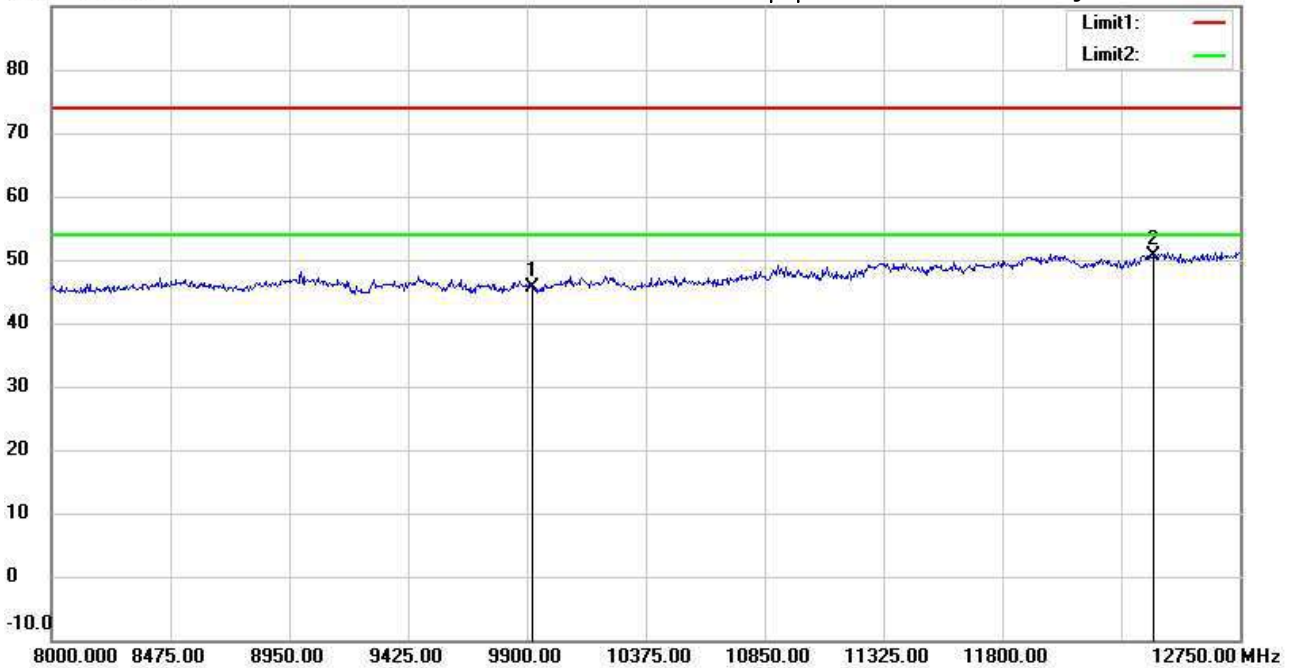
Date: 2024/9/19

Temperature: 23.7 °C

90.0 dBuV/m

Time: 下午 01:48:53

Humidity: 58.8 %



Site : 966A Chamber

Condition : FCC_part 15 RE-Class C_Above 1GHz_PK

Polarization: Vertical

EUT : W6M22409-23717

Power : 1.5 Vd.c.

M/N:

Distance: 3m

Test Mode : TX 2480MHz

Note :

Mk.	Frequency (MHz)	Reading (dBuV)	Detector	Corr. factor (dB/m)	Result (dBuV/m)	Limit (dBuV/m)	Ant.Pos (cm)	Tab.Pos (deg.)	Margin (dB)	Comment
	9920.000	32.10	peak	13.53	45.63	74.00	150	66	-28.37	
*	12400.000	32.95	peak	17.62	50.57	74.00	150	46	-23.43	



Address: No.99, Sec.1, Balian Rd., Xizhi Dist., New Taipei City
 Tel: +886-2-2646-1508
 Fax: +886-2-2646-1533

Radiated Emission Measurement

Operator: Kai

File :3

Data :#4

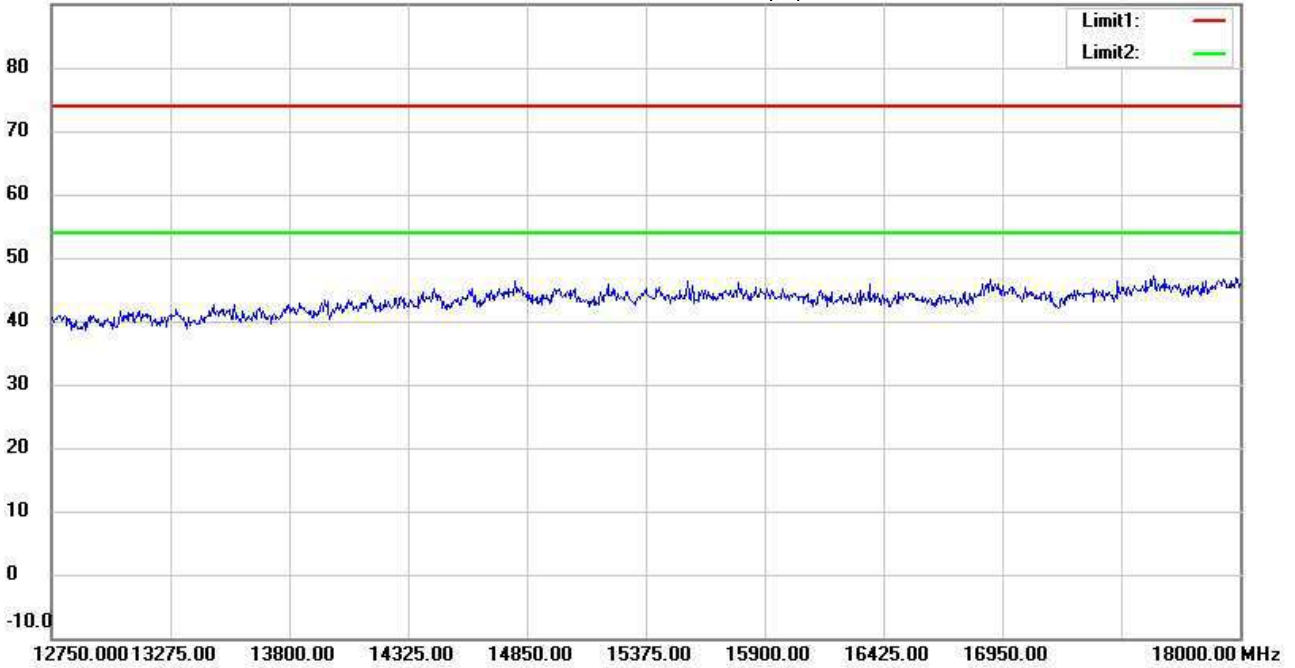
Date: 2024/9/19

Temperature: 23.7 °C

90.0 dBuV/m

Time: 下午 01:46:33

Humidity: 58.8 %



Site : 966A Chamber

Condition : FCC_part 15 RE-Class C_Above 1GHz_PK

EUT : W6M22409-23717

M/N:

Test Mode : TX 2480MHz

Note :

Polarization: *Horizontal*

Power : 1.5 Vd.c.

Distance: 3m

Mk.	Frequency (MHz)	Reading (dBuV)	Detector	Corr. factor (dB/m)	Result (dBuV/m)	Limit (dBuV/m)	Ant.Pos (cm)	Tab.Pos (deg.)	Margin (dB)	Comment
-----	-----------------	----------------	----------	---------------------	-----------------	----------------	--------------	----------------	-------------	---------

*:Maximum data x:Over limit !:over margin



Address: No.99, Sec.1, Balian Rd., Xizhi Dist., New Taipei City
 Tel: +886-2-2646-1508
 Fax: +886-2-2646-1533

Radiated Emission Measurement

Operator: Kai

File :3

Data :#9

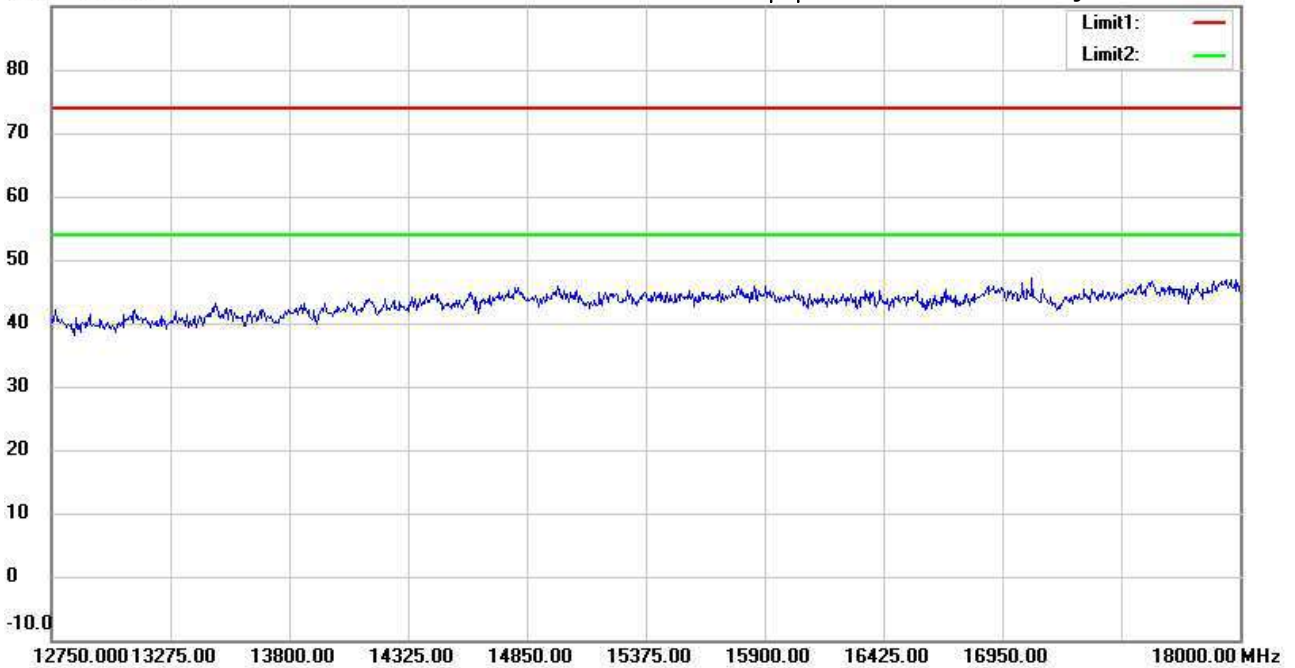
Date: 2024/9/19

Temperature: 23.7 °C

90.0 dBuV/m

Time: 下午 01:49:10

Humidity: 58.8 %



Site : 966A Chamber

Condition : FCC_part 15 RE-Class C_Above 1GHz_PK

Polarization: *Vertical*

EUT : W6M22409-23717

Power : 1.5 Vd.c.

M/N:

Distance: 3m

Test Mode : TX 2480MHz

Note :

Mk.	Frequency (MHz)	Reading (dBuV)	Detector	Corr. factor (dB/m)	Result (dBuV/m)	Limit (dBuV/m)	Ant.Pos (cm)	Tab.Pos (deg.)	Margin (dB)	Comment
-----	-----------------	----------------	----------	---------------------	-----------------	----------------	--------------	----------------	-------------	---------

*:Maximum data x:Over limit !:over margin



Address: No.99, Sec.1, Balian Rd., Xizhi Dist., New Taipei City
 Tel: +886-2-2646-1508
 Fax: +886-2-2646-1533

Radiated Emission Measurement

Operator: Kai

File :3

Data :#5

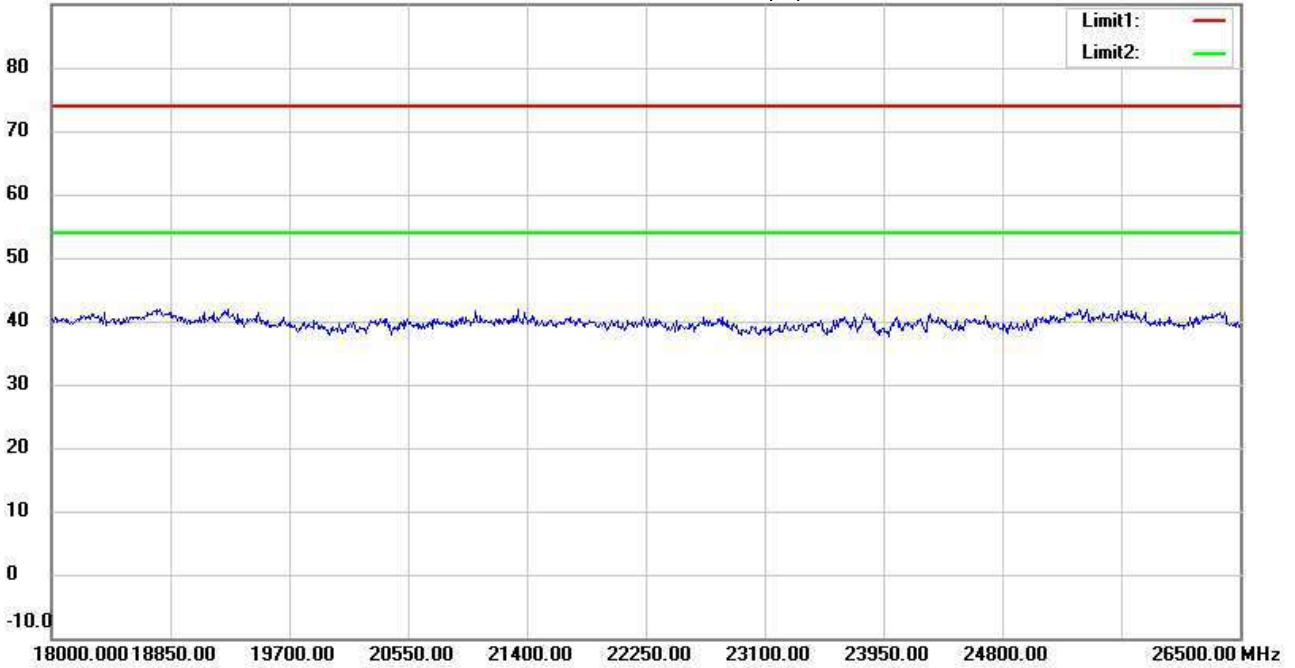
Date: 2024/9/19

Temperature: 23.7 °C

90.0 dBuV/m

Time: 下午 01:46:43

Humidity: 58.8 %



Site : 966A Chamber

Condition : FCC_part 15 RE-Class C_Above 1GHz_PK

EUT : W6M22409-23717

M/N:

Test Mode : TX 2480MHz

Note :

Polarization: *Horizontal*

Power : 1.5 Vd.c.

Distance: 3m

Mk.	Frequency (MHz)	Reading (dBuV)	Detector	Corr. factor (dB/m)	Result (dBuV/m)	Limit (dBuV/m)	Ant.Pos (cm)	Tab.Pos (deg.)	Margin (dB)	Comment
-----	-----------------	----------------	----------	---------------------	-----------------	----------------	--------------	----------------	-------------	---------

*:Maximum data x:Over limit !:over margin



Address: No.99, Sec.1, Balian Rd., Xizhi Dist., New Taipei City
 Tel: +886-2-2646-1508
 Fax: +886-2-2646-1533

Radiated Emission Measurement

Operator: Kai

File :3

Data :#10

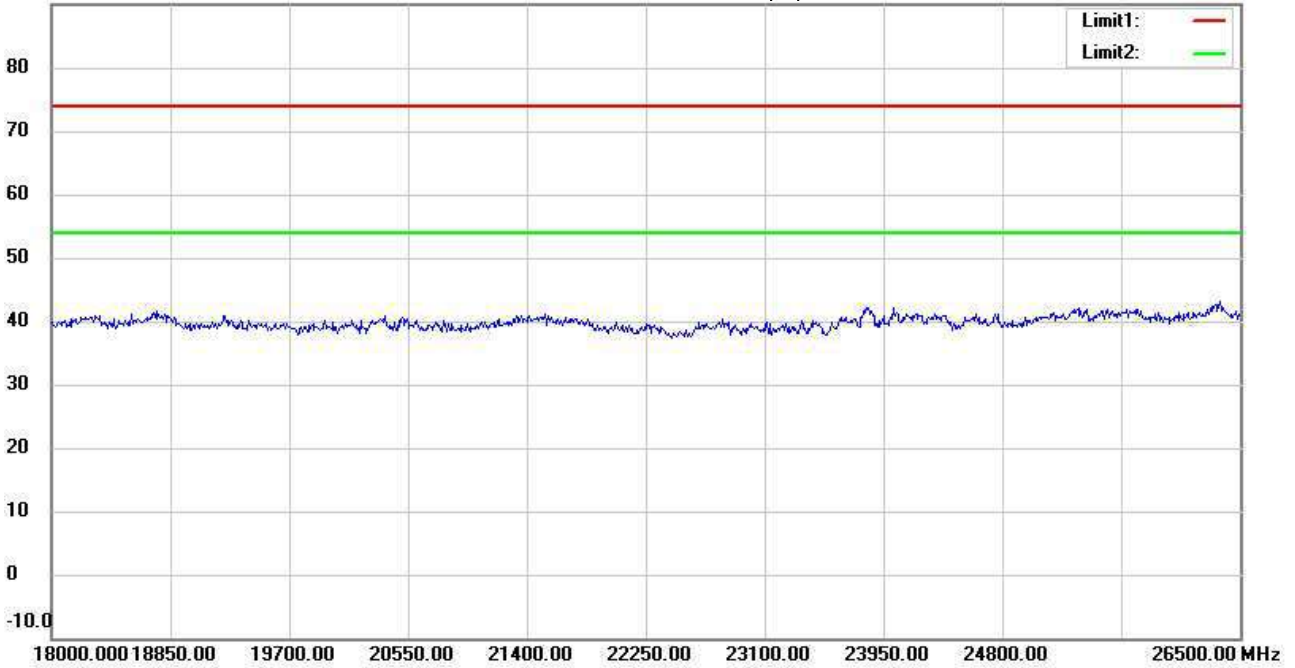
Date: 2024/9/19

Temperature: 23.7 °C

90.0 dBuV/m

Time: 下午 01:49:20

Humidity: 58.8 %



Site : 966A Chamber

Condition : FCC_part 15 RE-Class C_Above 1GHz_PK

Polarization: *Vertical*

EUT : W6M22409-23717

Power : 1.5 Vd.c.

M/N:

Distance: 3m

Test Mode : TX 2480MHz

Note :

Mk.	Frequency (MHz)	Reading (dBuV)	Detector	Corr. factor (dB/m)	Result (dBuV/m)	Limit (dBuV/m)	Ant.Pos (cm)	Tab.Pos (deg.)	Margin (dB)	Comment
-----	-----------------	----------------	----------	---------------------	-----------------	----------------	--------------	----------------	-------------	---------

*:Maximum data x:Over limit !:over margin



Address: No.99, Sec.1, Balian Rd., Xizhi Dist., New Taipei City
 Tel: +886-2-2646-1508
 Fax: +886-2-2646-1533

Radiated Emission Measurement

Operator: Kai

File :1

Data :#1

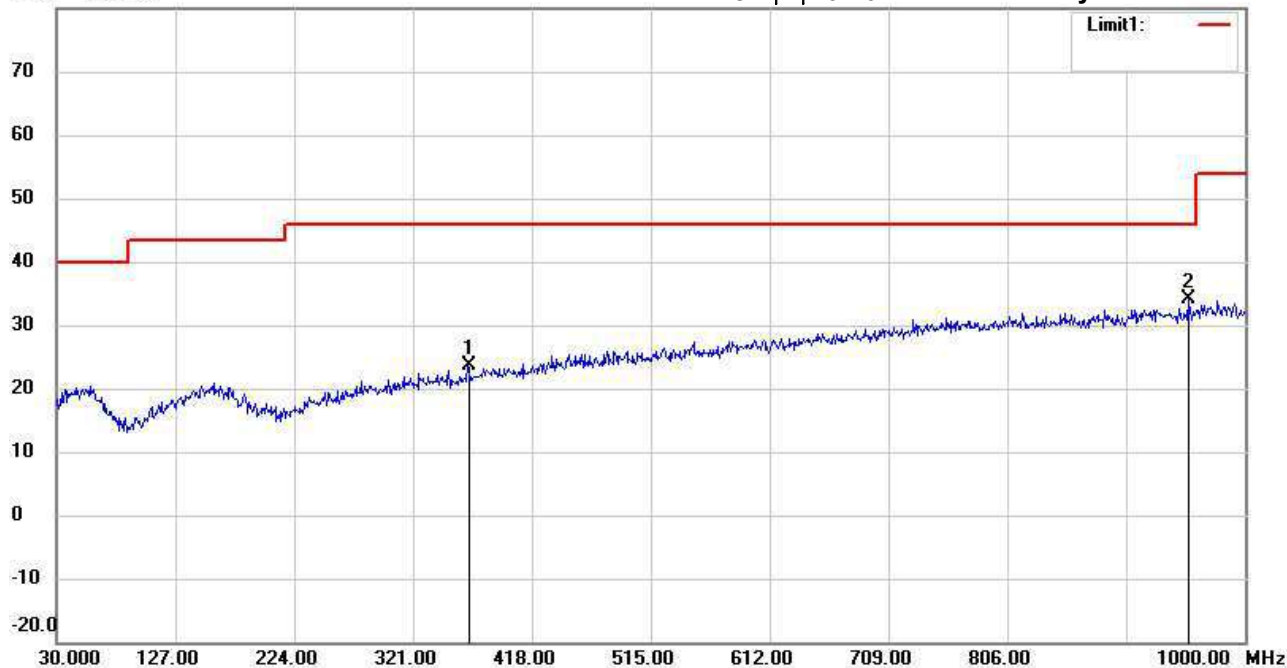
Date: 2024/9/19

Temperature: 23.7 °C

80.0 dBuV/m

Time: 下午 02:04:47

Humidity: 58.8 %



Site : 966A Chamber

Condition : FCC_part 15 RE-Class C_30-1000MHz

Polarization: *Horizontal*

EUT : W6M22409-23717

Power : 1.5 Vd.c.

M/N:

Distance: 3m

Test Mode : TX 2402MHz

Note :

Mk.	Frequency (MHz)	Reading (dBuV)	Detector	Corr. factor (dB/m)	Result (dBuV/m)	Limit (dBuV/m)	Ant.Pos (cm)	Tab.Pos (deg.)	Margin (dB)	Comment
	366.1050	34.30	peak	-10.64	23.66	46.00	100	0	-22.34	
*	953.4400	34.41	peak	-0.38	34.03	46.00	100	156	-11.97	

*:Maximum data x:Over limit !:over margin



Radiated Emission Measurement

Operator: Kai

File :1

Data :#2

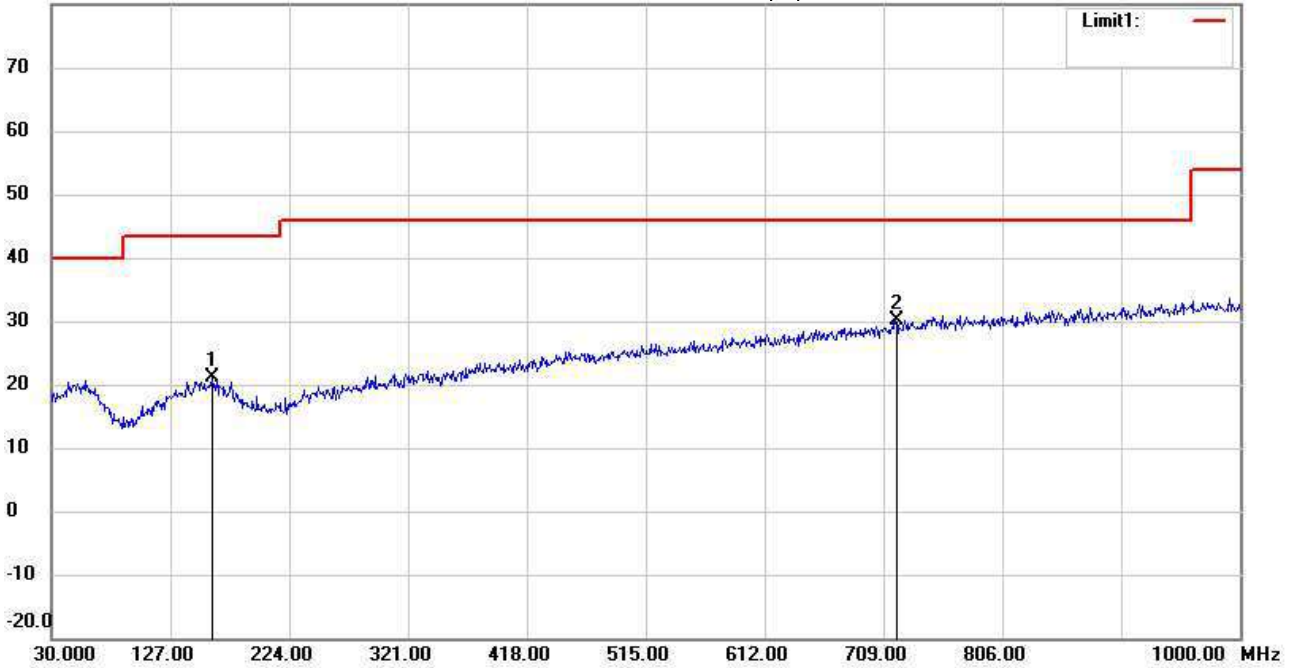
Date: 2024/9/19

Temperature: 23.7 °C

80.0 dBuV/m

Time: 下午 02:05:31

Humidity: 58.8 %



Site : 966A Chamber

Condition : FCC_part 15 RE-Class C_30-1000MHz

EUT : W6M22409-23717

M/N:

Test Mode : TX 2402MHz

Note :

Polarization: Vertical

Power : 1.5 Vd.c.

Distance: 3m

Mk.	Frequency (MHz)	Reading (dBuV)	Detector	Corr. factor (dB/m)	Result (dBuV/m)	Limit (dBuV/m)	Ant.Pos (cm)	Tab.Pos (deg.)	Margin (dB)	Comment
	160.9500	33.49	peak	-12.25	21.24	43.50	100	148	-22.26	
*	719.1850	33.13	peak	-3.00	30.13	46.00	100	247	-15.87	



Address: No.99, Sec.1, Balian Rd., Xizhi Dist., New Taipei City
 Tel: +886-2-2646-1508
 Fax: +886-2-2646-1533

Radiated Emission Measurement

Operator: Kai

File :3

Data :#1

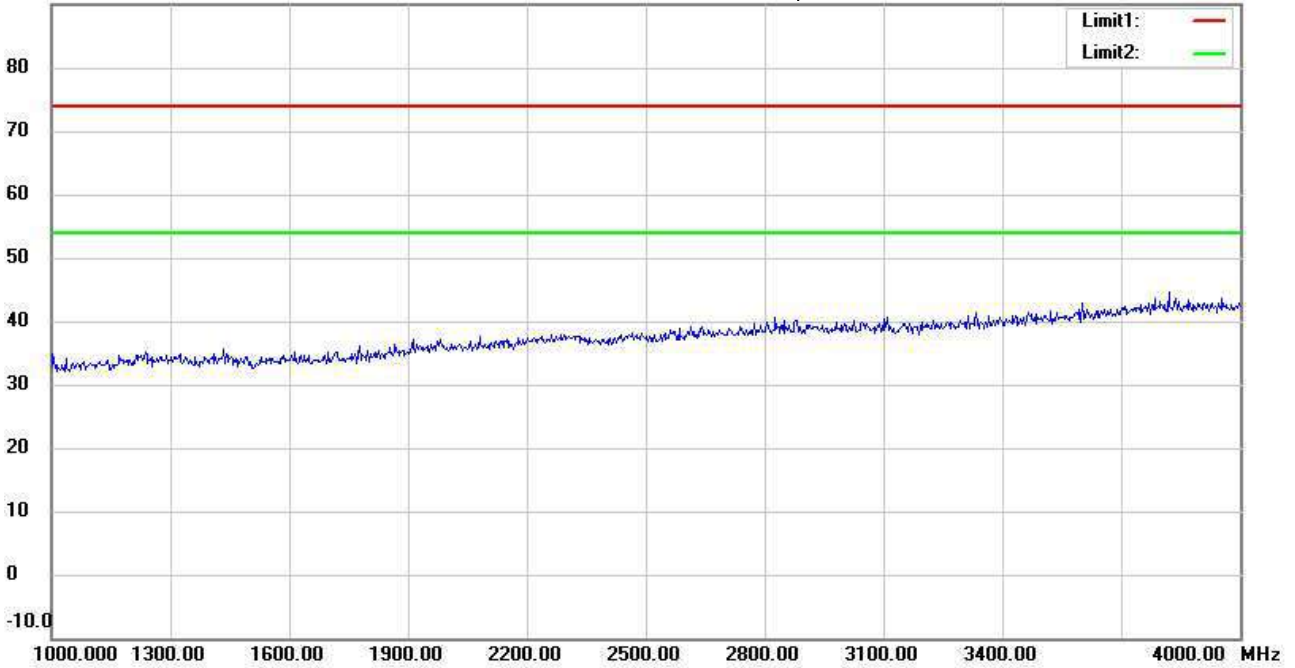
Date: 2024/9/19

Temperature: 23.7 °C

90.0 dBuV/m

Time: 上午 11:36:12

Humidity: 58.8 %



Site : 966A Chamber

Condition : FCC_part 15 RE-Class C_Above 1GHz_PK

Polarization: *Horizontal*

EUT : W6M22409-23717

Power : 1.5 Vd.c.

M/N:

Distance: 3m

Test Mode : TX 2402MHz

Note :

Mk.	Frequency (MHz)	Reading (dBuV)	Detector	Corr. factor (dB/m)	Result (dBuV/m)	Limit (dBuV/m)	Ant.Pos (cm)	Tab.Pos (deg.)	Margin (dB)	Comment
-----	-----------------	----------------	----------	---------------------	-----------------	----------------	--------------	----------------	-------------	---------

*:Maximum data x:Over limit !:over margin



Address: No.99, Sec.1, Balian Rd., Xizhi Dist., New Taipei City
 Tel: +886-2-2646-1508
 Fax: +886-2-2646-1533

Radiated Emission Measurement

Operator: Kai

File :3

Data :#6

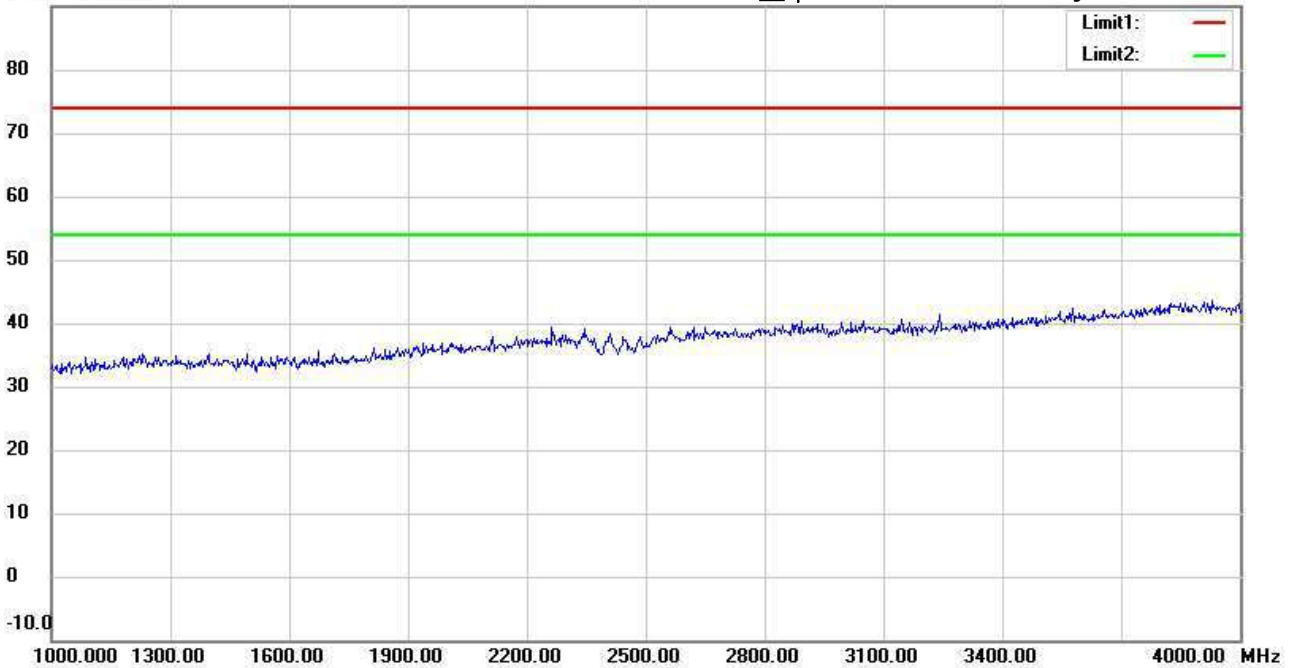
Date: 2024/9/19

Temperature: 23.7 °C

90.0 dBuV/m

Time: 上午 11:38:56

Humidity: 58.8 %



Site : 966A Chamber

Condition : FCC_part 15 RE-Class C_Above 1GHz_PK

EUT : W6M22409-23717

M/N:

Test Mode : TX 2402MHz

Note :

Polarization: *Vertical*

Power : 1.5 Vd.c.

Distance: 3m

Mk.	Frequency (MHz)	Reading (dBuV)	Detector	Corr. factor (dB/m)	Result (dBuV/m)	Limit (dBuV/m)	Ant.Pos (cm)	Tab.Pos (deg.)	Margin (dB)	Comment
-----	-----------------	----------------	----------	---------------------	-----------------	----------------	--------------	----------------	-------------	---------

*:Maximum data x:Over limit !:over margin



Radiated Emission Measurement

Operator: Kai

File :3

Data :#2

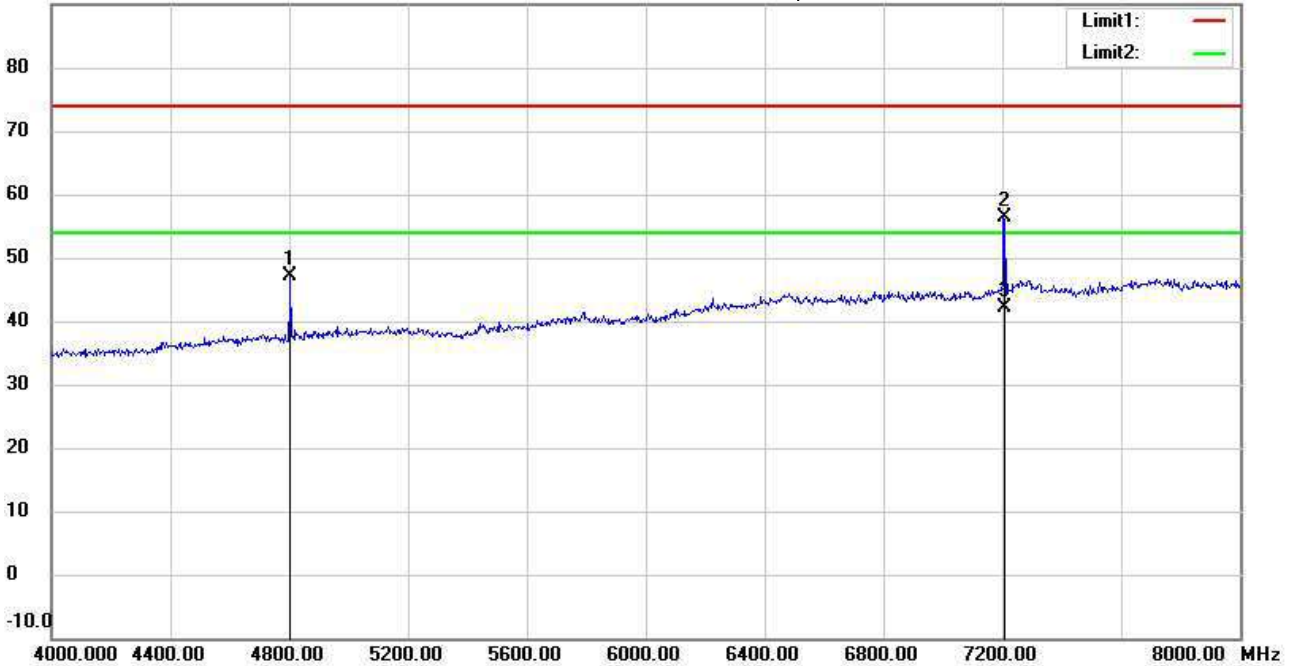
Date: 2024/9/19

Temperature: 23.7 °C

90.0 dBuV/m

Time: 上午 11:36:55

Humidity: 58.8 %



Site : 966A Chamber

Condition : FCC_part 15 RE-Class C_Above 1GHz_PK

Polarization: *Horizontal*

EUT : W6M22409-23717

Power : 1.5 Vd.c.

M/N:

Distance: 3m

Test Mode : TX 2402MHz

Note :

Mk.	Frequency (MHz)	Reading (dBuV)	Detector	Corr. factor (dB/m)	Result (dBuV/m)	Limit (dBuV/m)	Ant.Pos (cm)	Tab.Pos (deg.)	Margin (dB)	Comment
	4804.000	42.58	peak	4.53	47.11	74.00	150	154	-26.89	
	7206.000	44.99	peak	11.50	56.49	74.00	150	154	-17.51	
*	7206.000	30.57	AVG	11.50	42.07	54.00	150	154	-11.93	



Radiated Emission Measurement

Operator: Kai

File :3

Data :#7

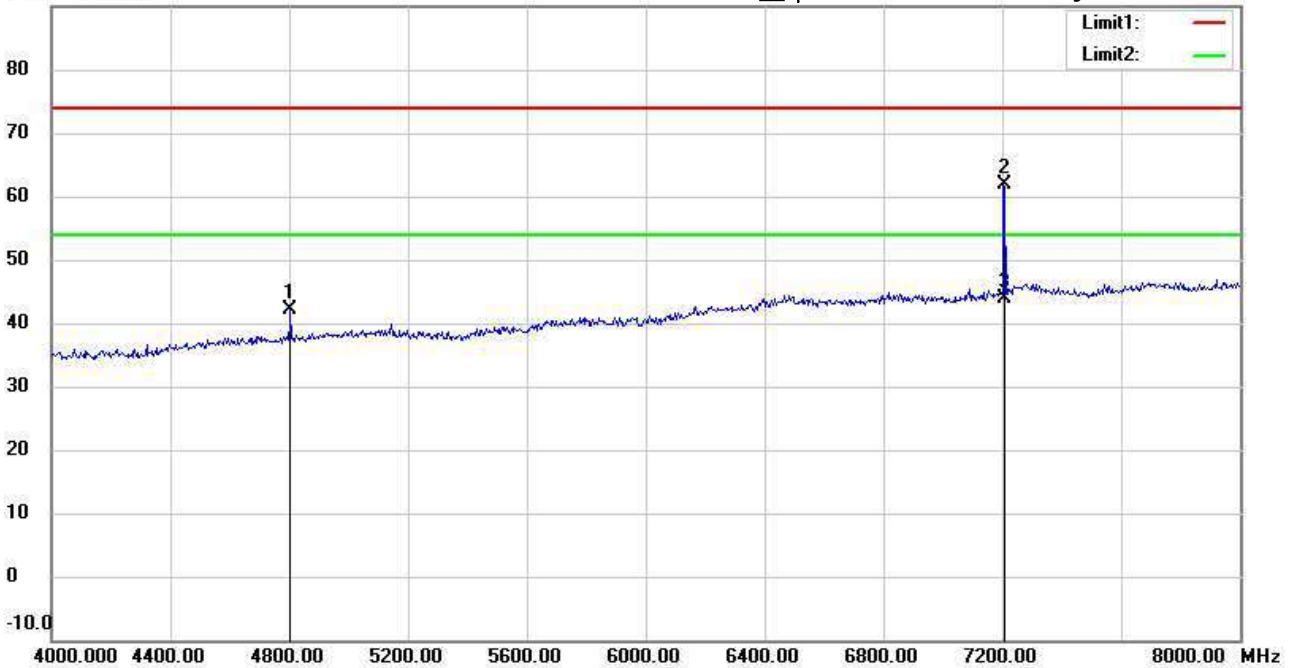
Date: 2024/9/19

Temperature: 23.7 °C

90.0 dBuV/m

Time: 上午 11:39:40

Humidity: 58.8 %



Site : 966A Chamber

Condition : FCC_part 15 RE-Class C_Above 1GHz_PK

Polarization: **Vertical**

EUT : W6M22409-23717

Power : 1.5 Vd.c.

M/N:

Distance: 3m

Test Mode : TX 2402MHz

Note :

Mk.	Frequency (MHz)	Reading (dBuV)	Detector	Corr. factor (dB/m)	Result (dBuV/m)	Limit (dBuV/m)	Ant.Pos (cm)	Tab.Pos (deg.)	Margin (dB)	Comment
	4804.000	37.53	peak	4.53	42.06	74.00	150	44	-31.94	
	7206.000	50.41	peak	11.50	61.91	74.00	181	199	-12.09	
*	7206.000	32.35	AVG	11.50	43.85	54.00	181	199	-10.15	



Radiated Emission Measurement

Operator: Kai

File :3

Data :#3

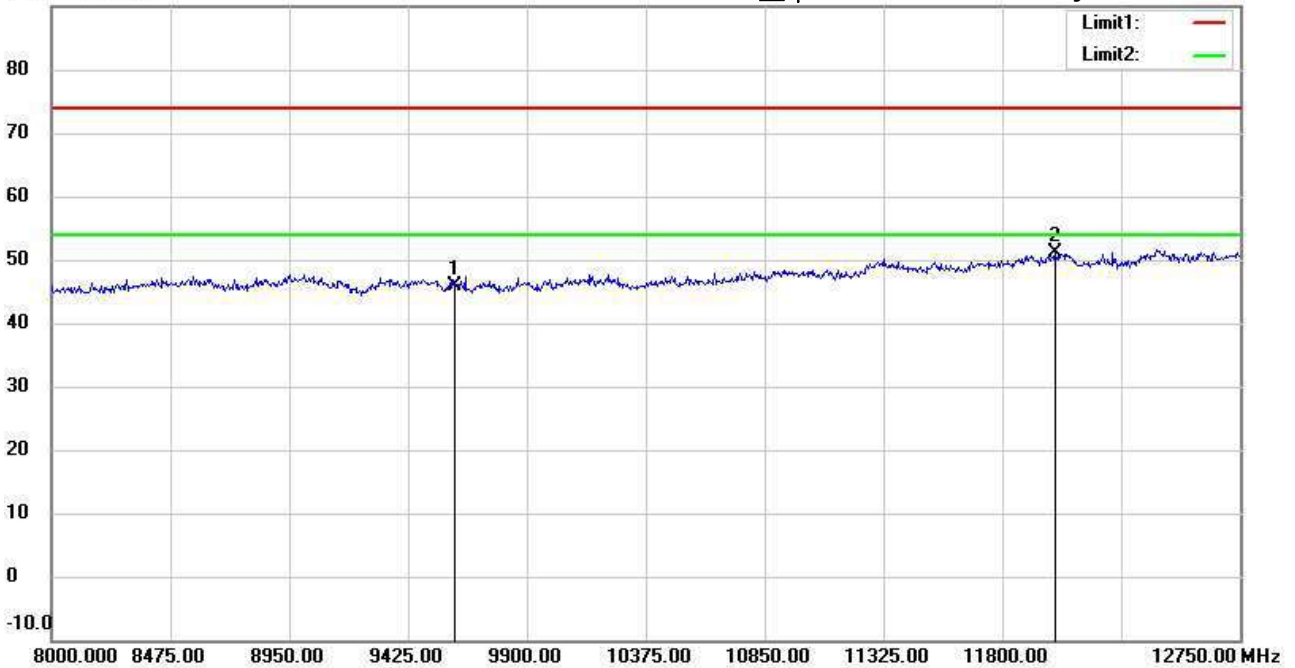
Date: 2024/9/19

Temperature: 23.7 °C

90.0 dBuV/m

Time: 上午 11:37:45

Humidity: 58.8 %



Site : 966A Chamber

Condition : FCC_part 15 RE-Class C_Above 1GHz_PK

Polarization: *Horizontal*

EUT : W6M22409-23717

Power : 1.5 Vd.c.

M/N:

Distance: 3m

Test Mode : TX 2402MHz

Note :

Mk.	Frequency (MHz)	Reading (dBuV)	Detector	Corr. factor (dB/m)	Result (dBuV/m)	Limit (dBuV/m)	Ant.Pos (cm)	Tab.Pos (deg.)	Margin (dB)	Comment
	9608.000	32.84	peak	13.02	45.86	74.00	150	149	-28.14	
*	12010.000	33.91	peak	17.12	51.03	74.00	150	203	-22.97	



Radiated Emission Measurement

Operator: Kai

File :3

Data :#8

Date: 2024/9/19

Temperature: 23.7 °C

90.0 dBuV/m

Time: 上午 11:40:21

Humidity: 58.8 %



Site : 966A Chamber

Condition : FCC_part 15 RE-Class C_Above 1GHz_PK

Polarization: **Vertical**

EUT : W6M22409-23717

Power : 1.5 Vd.c.

M/N:

Distance: 3m

Test Mode : TX 2402MHz

Note :

Mk.	Frequency (MHz)	Reading (dBuV)	Detector	Corr. factor (dB/m)	Result (dBuV/m)	Limit (dBuV/m)	Ant.Pos (cm)	Tab.Pos (deg.)	Margin (dB)	Comment
	9608.000	33.36	peak	13.02	46.38	74.00	150	188	-27.62	
*	12010.000	33.18	peak	17.12	50.30	74.00	150	336	-23.70	



Address: No.99, Sec.1, Balian Rd., Xizhi Dist., New Taipei City
 Tel: +886-2-2646-1508
 Fax: +886-2-2646-1533

Radiated Emission Measurement

Operator: Kai

File :3

Data :#4

Date: 2024/9/19

Temperature: 23.7 °C

90.0 dBuV/m

Time: 上午 11:38:01

Humidity: 58.8 %



Site : 966A Chamber

Condition : FCC_part 15 RE-Class C_Above 1GHz_PK

Polarization: *Horizontal*

EUT : W6M22409-23717

Power : 1.5 Vd.c.

M/N:

Distance: 3m

Test Mode : TX 2402MHz

Note :

Mk.	Frequency (MHz)	Reading (dBuV)	Detector	Corr. factor (dB/m)	Result (dBuV/m)	Limit (dBuV/m)	Ant.Pos (cm)	Tab.Pos (deg.)	Margin (dB)	Comment
-----	-----------------	----------------	----------	---------------------	-----------------	----------------	--------------	----------------	-------------	---------

*:Maximum data x:Over limit !:over margin



Address: No.99, Sec.1, Balian Rd., Xizhi Dist., New Taipei City
 Tel: +886-2-2646-1508
 Fax: +886-2-2646-1533

Radiated Emission Measurement

Operator: Kai

File :3

Data :#9

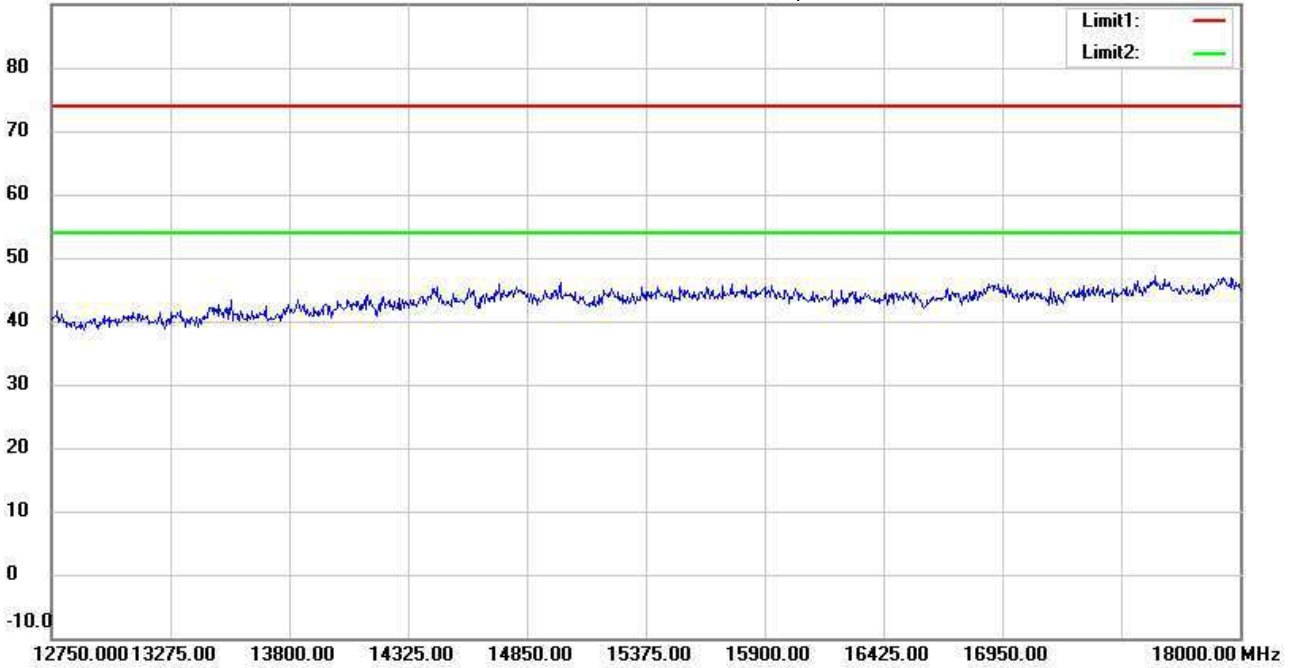
Date: 2024/9/19

Temperature: 23.7 °C

90.0 dBuV/m

Time: 上午 11:40:38

Humidity: 58.8 %



Site : 966A Chamber

Condition : FCC_part 15 RE-Class C_Above 1GHz_PK

EUT : W6M22409-23717

M/N:

Test Mode : TX 2402MHz

Note :

Polarization: *Vertical*

Power : 1.5 Vd.c.

Distance: 3m

Mk.	Frequency (MHz)	Reading (dBuV)	Detector	Corr. factor (dB/m)	Result (dBuV/m)	Limit (dBuV/m)	Ant.Pos (cm)	Tab.Pos (deg.)	Margin (dB)	Comment
-----	-----------------	----------------	----------	---------------------	-----------------	----------------	--------------	----------------	-------------	---------

*:Maximum data x:Over limit !:over margin



Address: No.99, Sec.1, Balian Rd., Xizhi Dist., New Taipei City
 Tel: +886-2-2646-1508
 Fax: +886-2-2646-1533

Radiated Emission Measurement

Operator: Kai

File :3

Data :#5

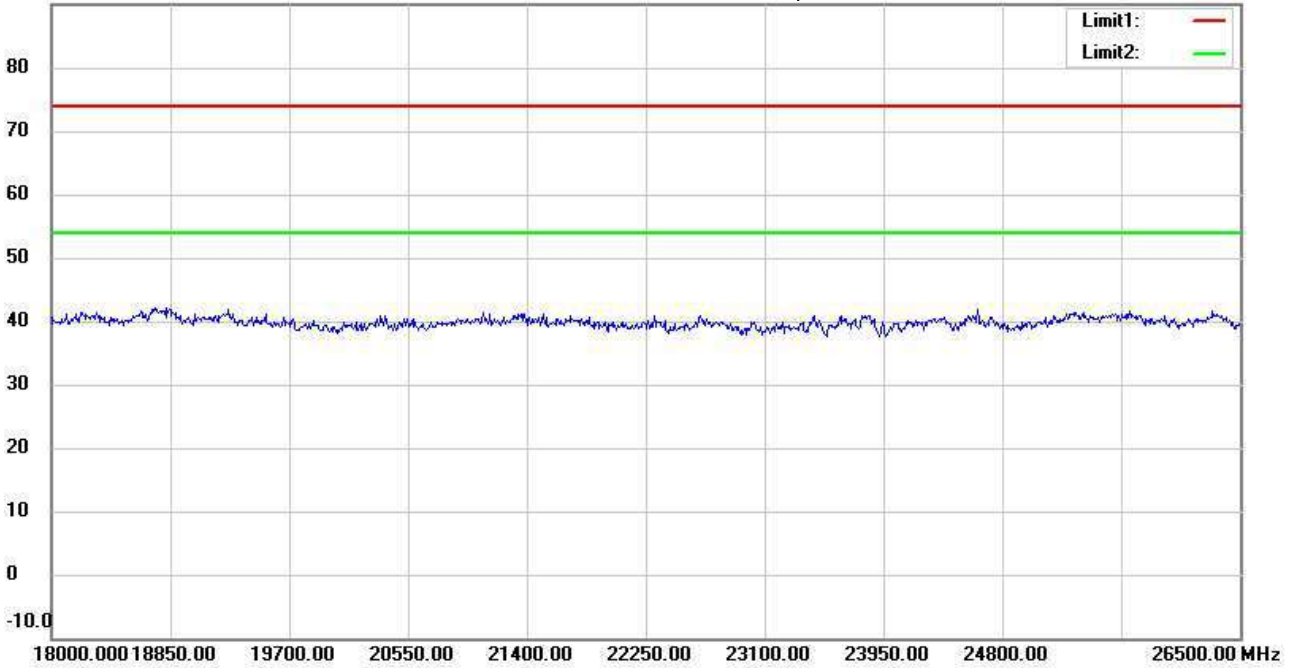
Date: 2024/9/19

Temperature: 23.7 °C

90.0 dBuV/m

Time: 上午 11:38:11

Humidity: 58.8 %



Site : 966A Chamber

Condition : FCC_part 15 RE-Class C_Above 1GHz_PK

Polarization: *Horizontal*

EUT : W6M22409-23717

Power : 1.5 Vd.c.

M/N:

Distance: 3m

Test Mode : TX 2402MHz

Note :

Mk.	Frequency (MHz)	Reading (dBuV)	Detector	Corr. factor (dB/m)	Result (dBuV/m)	Limit (dBuV/m)	Ant.Pos (cm)	Tab.Pos (deg.)	Margin (dB)	Comment
-----	-----------------	----------------	----------	---------------------	-----------------	----------------	--------------	----------------	-------------	---------

*:Maximum data x:Over limit !:over margin



Address: No.99, Sec.1, Balian Rd., Xizhi Dist., New Taipei City
 Tel: +886-2-2646-1508
 Fax: +886-2-2646-1533

Radiated Emission Measurement

Operator: Kai

File :3

Data :#10

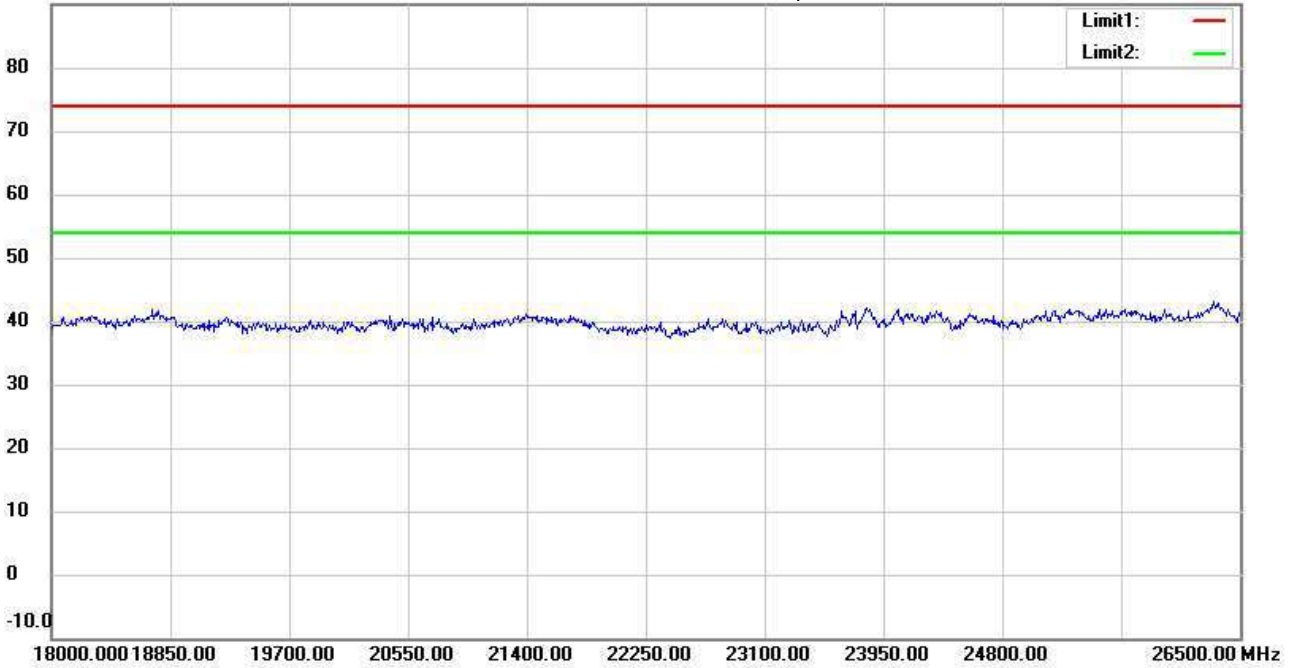
Date: 2024/9/19

Temperature: 23.7 °C

90.0 dBuV/m

Time: 上午 11:40:48

Humidity: 58.8 %



Site : 966A Chamber

Condition : FCC_part 15 RE-Class C_Above 1GHz_PK

EUT : W6M22409-23717

M/N:

Test Mode : TX 2402MHz

Note :

Polarization: *Vertical*

Power : 1.5 Vd.c.

Distance: 3m

Mk.	Frequency (MHz)	Reading (dBuV)	Detector	Corr. factor (dB/m)	Result (dBuV/m)	Limit (dBuV/m)	Ant.Pos (cm)	Tab.Pos (deg.)	Margin (dB)	Comment
-----	-----------------	----------------	----------	---------------------	-----------------	----------------	--------------	----------------	-------------	---------

*:Maximum data x:Over limit !:over margin



Address: No.99, Sec.1, Balian Rd., Xizhi Dist., New Taipei City
 Tel: +886-2-2646-1508
 Fax: +886-2-2646-1533

Radiated Emission Measurement

Operator: Kai

File :3

Data :#1

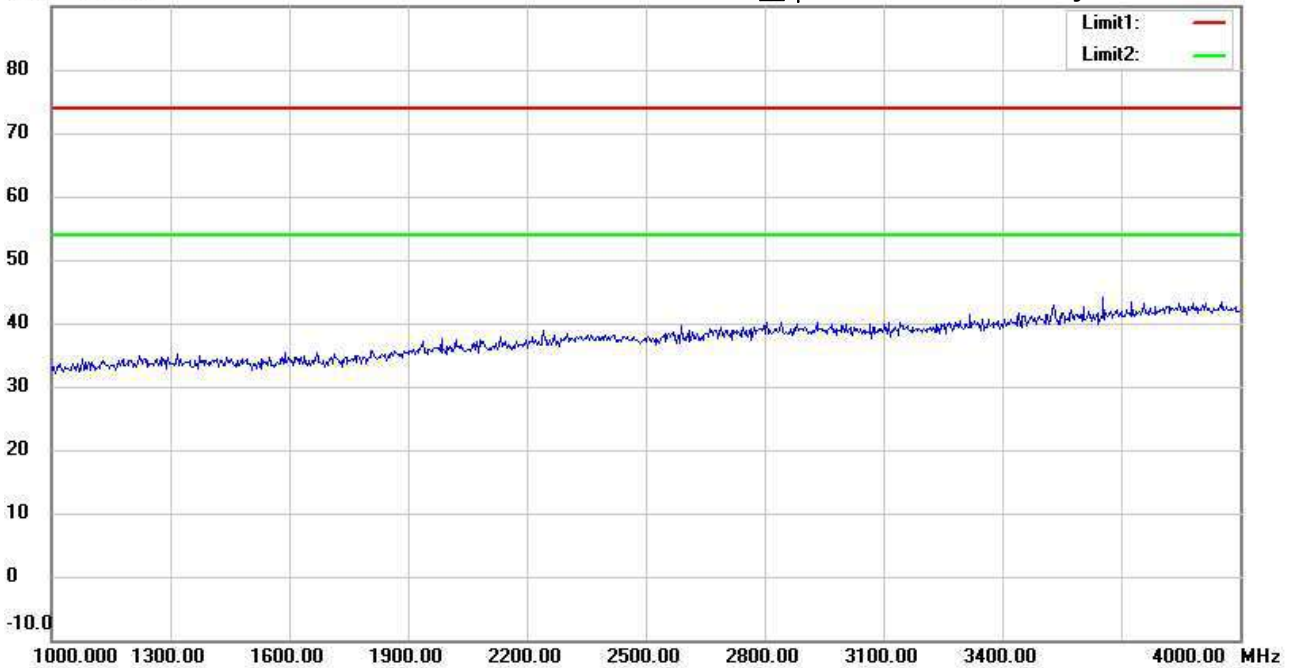
Date: 2024/9/19

Temperature: 23.7 °C

90.0 dBuV/m

Time: 上午 11:27:26

Humidity: 58.8 %



Site : 966A Chamber

Condition : FCC_part 15 RE-Class C_Above 1GHz_PK

Polarization: *Horizontal*

EUT : W6M22409-23717

Power : 1.5 Vd.c.

M/N:

Distance: 3m

Test Mode : TX 2440MHz

Note :

Mk.	Frequency (MHz)	Reading (dBuV)	Detector	Corr. factor (dB/m)	Result (dBuV/m)	Limit (dBuV/m)	Ant.Pos (cm)	Tab.Pos (deg.)	Margin (dB)	Comment
-----	-----------------	----------------	----------	---------------------	-----------------	----------------	--------------	----------------	-------------	---------

*:Maximum data x:Over limit !:over margin



Address: No.99, Sec.1, Balian Rd., Xizhi Dist., New Taipei City
 Tel: +886-2-2646-1508
 Fax: +886-2-2646-1533

Radiated Emission Measurement

Operator: Kai

File :3

Data :#6

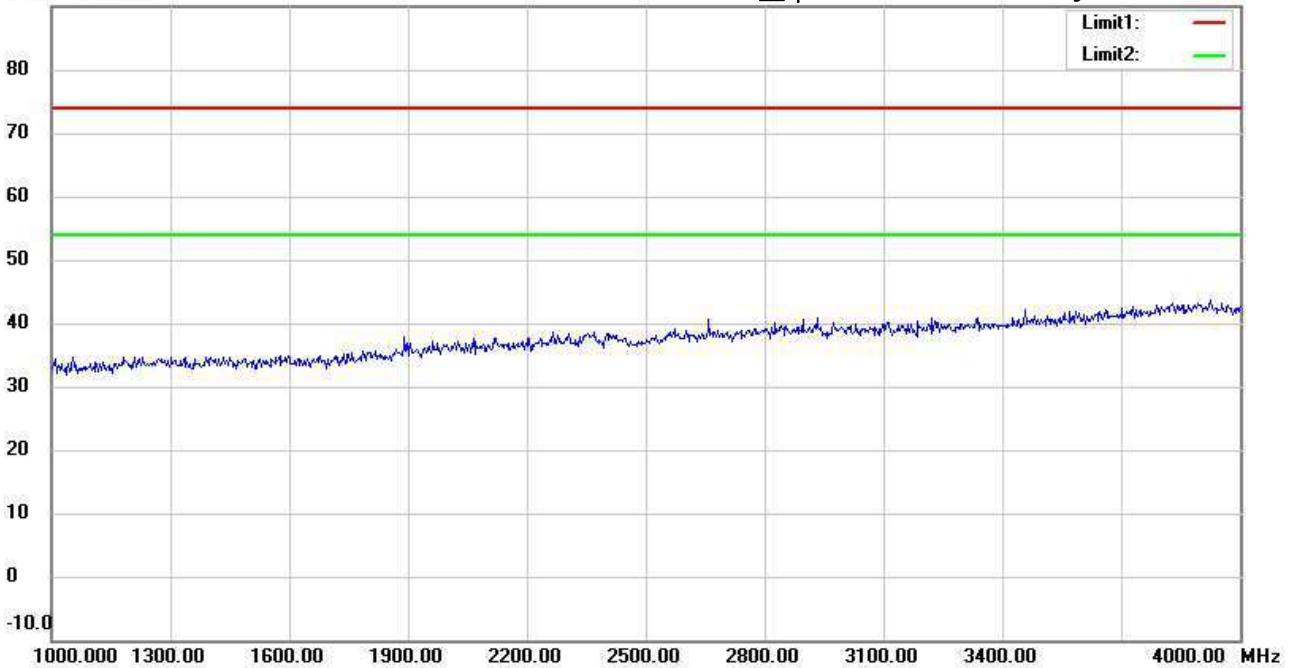
Date: 2024/9/19

Temperature: 23.7 °C

90.0 dBuV/m

Time: 上午 11:30:10

Humidity: 58.8 %



Site : 966A Chamber

Condition : FCC_part 15 RE-Class C_Above 1GHz_PK

Polarization: *Vertical*

EUT : W6M22409-23717

Power : 1.5 Vd.c.

M/N:

Distance: 3m

Test Mode : TX 2440MHz

Note :

Mk.	Frequency (MHz)	Reading (dBuV)	Detector	Corr. factor (dB/m)	Result (dBuV/m)	Limit (dBuV/m)	Ant.Pos (cm)	Tab.Pos (deg.)	Margin (dB)	Comment
-----	-----------------	----------------	----------	---------------------	-----------------	----------------	--------------	----------------	-------------	---------

*:Maximum data x:Over limit !:over margin



Radiated Emission Measurement

Operator: Kai

File :3

Data :#2

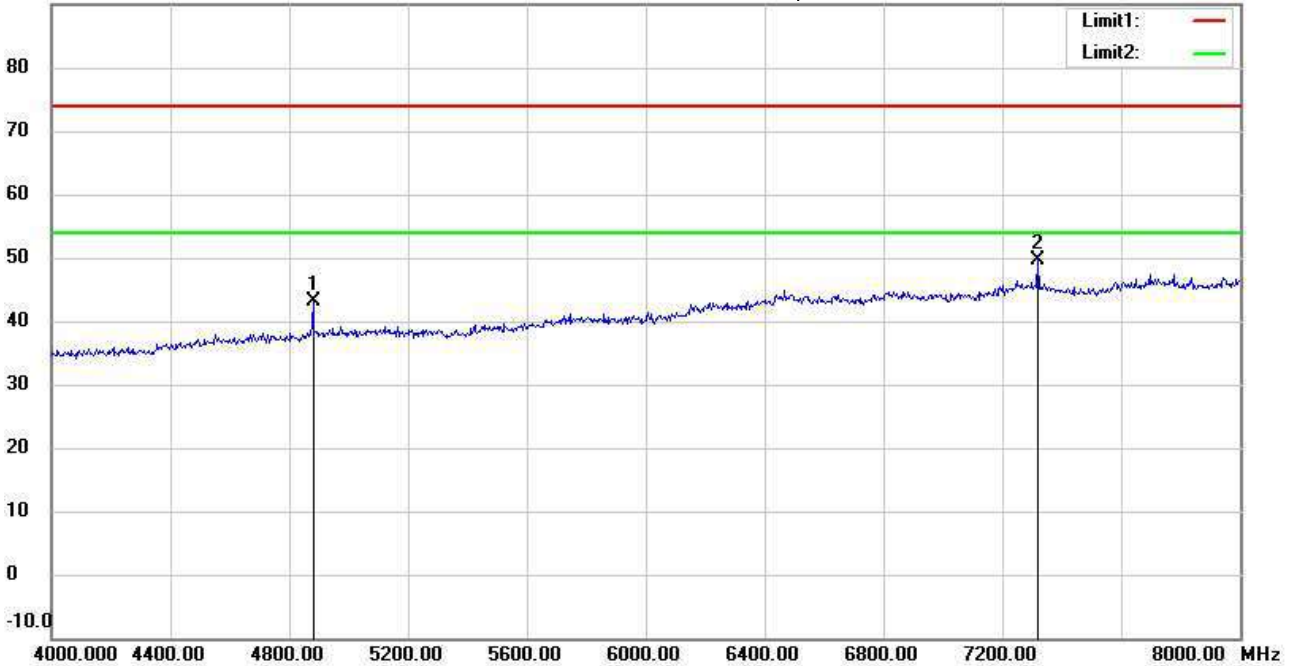
Date: 2024/9/19

Temperature: 23.7 °C

90.0 dBuV/m

Time: 上午 11:28:09

Humidity: 58.8 %



Site : 966A Chamber

Condition : FCC_part 15 RE-Class C_Above 1GHz_PK

Polarization: **Horizontal**

EUT : W6M22409-23717

Power : 1.5 Vd.c.

M/N:

Distance: 3m

Test Mode : TX 2440MHz

Note :

Mk.	Frequency (MHz)	Reading (dBuV)	Detector	Corr. factor (dB/m)	Result (dBuV/m)	Limit (dBuV/m)	Ant.Pos (cm)	Tab.Pos (deg.)	Margin (dB)	Comment
	4880.000	38.15	peak	4.93	43.08	74.00	150	195	-30.92	
*	7320.000	37.40	peak	12.18	49.58	74.00	150	132	-24.42	



Radiated Emission Measurement

Operator: Kai

File :3

Data :#7

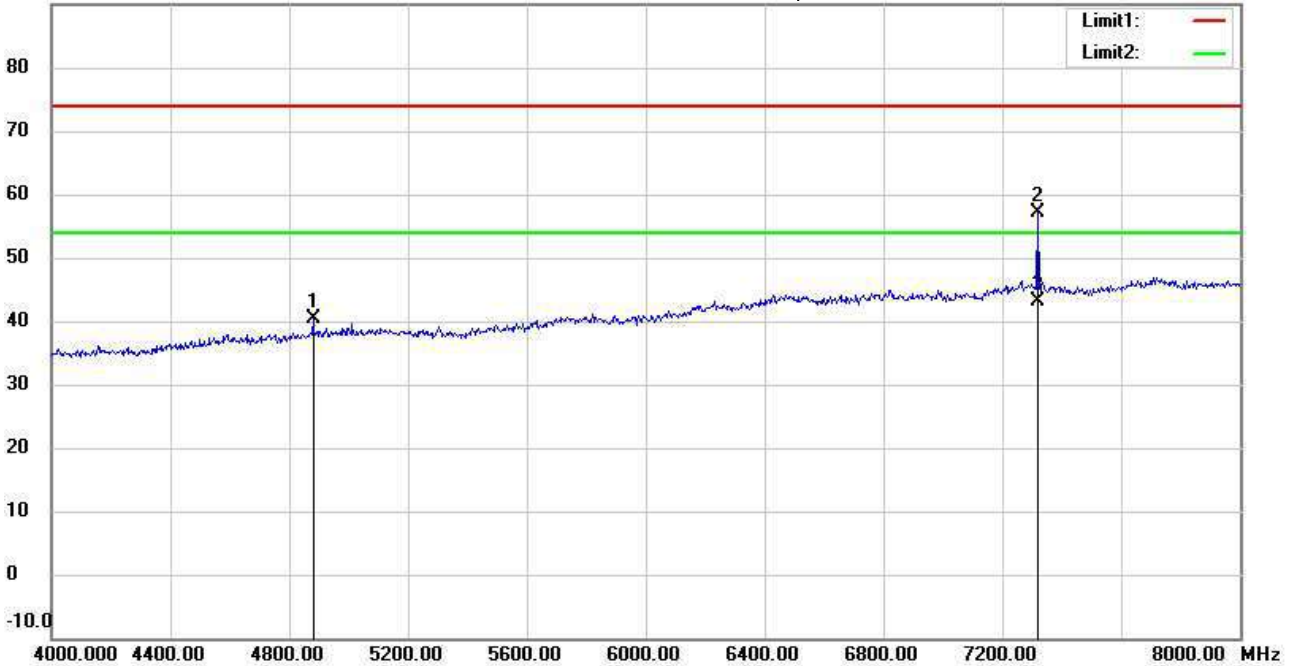
Date: 2024/9/19

Temperature: 23.7 °C

90.0 dBuV/m

Time: 上午 11:30:53

Humidity: 58.8 %



Site : 966A Chamber

Condition : FCC_part 15 RE-Class C_Above 1GHz_PK

Polarization: **Vertical**

EUT : W6M22409-23717

Power : 1.5 Vd.c.

M/N:

Distance: 3m

Test Mode : TX 2440MHz

Note :

Mk.	Frequency (MHz)	Reading (dBuV)	Detector	Corr. factor (dB/m)	Result (dBuV/m)	Limit (dBuV/m)	Ant.Pos (cm)	Tab.Pos (deg.)	Margin (dB)	Comment
	4880.000	35.48	peak	4.93	40.41	74.00	150	0	-33.59	
	7320.000	44.85	peak	12.18	57.03	74.00	150	210	-16.97	
*	7320.000	30.95	AVG	12.18	43.13	54.00	150	210	-10.87	



Radiated Emission Measurement

Operator: Kai

File :3

Data :#3

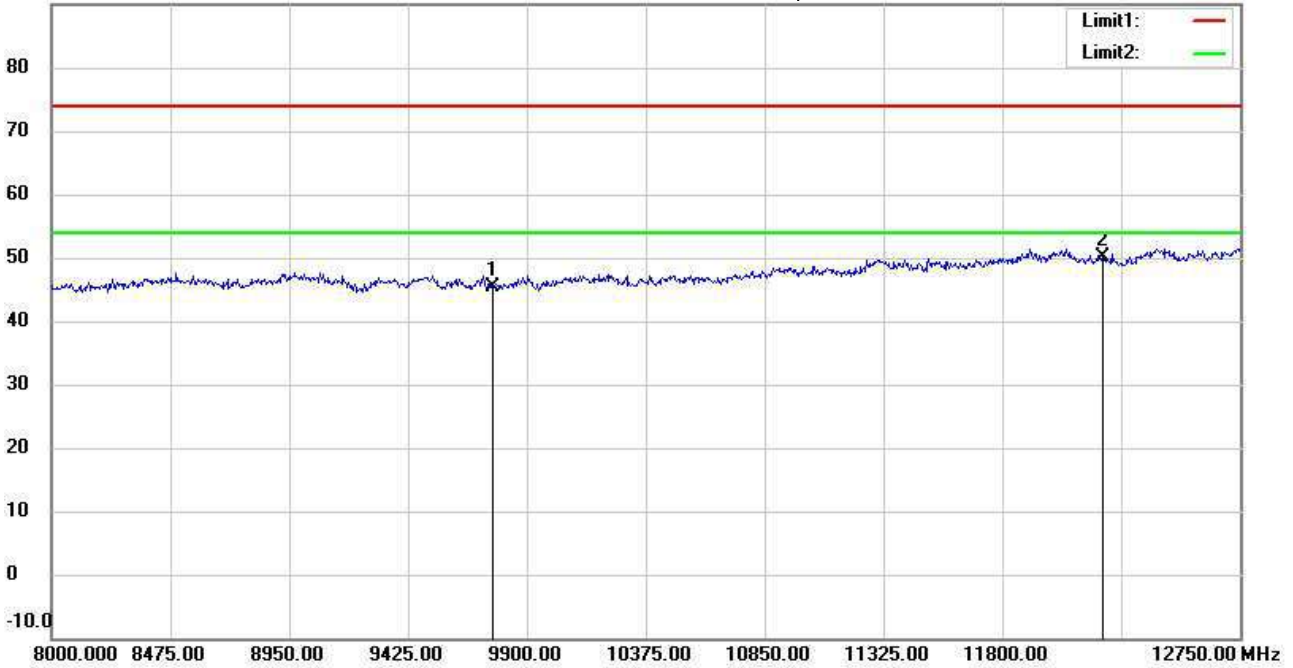
Date: 2024/9/19

Temperature: 23.7 °C

90.0 dBuV/m

Time: 上午 11:28:58

Humidity: 58.8 %



Site : 966A Chamber

Condition : FCC_part 15 RE-Class C_Above 1GHz_PK

Polarization: *Horizontal*

EUT : W6M22409-23717

Power : 1.5 Vd.c.

M/N:

Distance: 3m

Test Mode : TX 2440MHz

Note :

Mk.	Frequency (MHz)	Reading (dBuV)	Detector	Corr. factor (dB/m)	Result (dBuV/m)	Limit (dBuV/m)	Ant.Pos (cm)	Tab.Pos (deg.)	Margin (dB)	Comment
	9760.000	31.91	peak	13.35	45.26	74.00	150	320	-28.74	
*	12200.000	32.97	peak	17.19	50.16	74.00	150	57	-23.84	



Radiated Emission Measurement

Operator: Kai

File :3

Data :#8

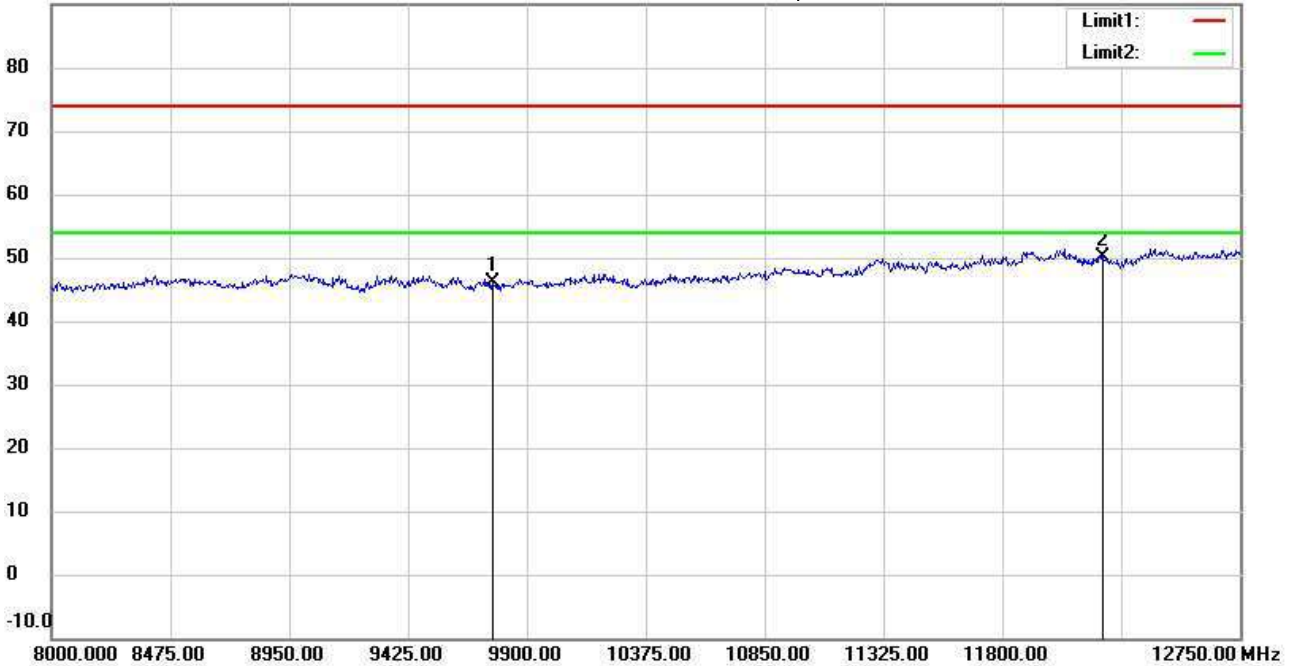
Date: 2024/9/19

Temperature: 23.7 °C

90.0 dBuV/m

Time: 上午 11:31:35

Humidity: 58.8 %



Site : 966A Chamber

Condition : FCC_part 15 RE-Class C_Above 1GHz_PK

Polarization: **Vertical**

EUT : W6M22409-23717

Power : 1.5 Vd.c.

M/N:

Distance: 3m

Test Mode : TX 2440MHz

Note :

Mk.	Frequency (MHz)	Reading (dBuV)	Detector	Corr. factor (dB/m)	Result (dBuV/m)	Limit (dBuV/m)	Ant.Pos (cm)	Tab.Pos (deg.)	Margin (dB)	Comment
	9760.000	32.74	peak	13.35	46.09	74.00	150	359	-27.91	
*	12200.000	33.05	peak	17.19	50.24	74.00	150	195	-23.76	



Address: No.99, Sec.1, Balian Rd., Xizhi Dist., New Taipei City
 Tel: +886-2-2646-1508
 Fax: +886-2-2646-1533

Radiated Emission Measurement

Operator: Kai

File :3

Data :#4

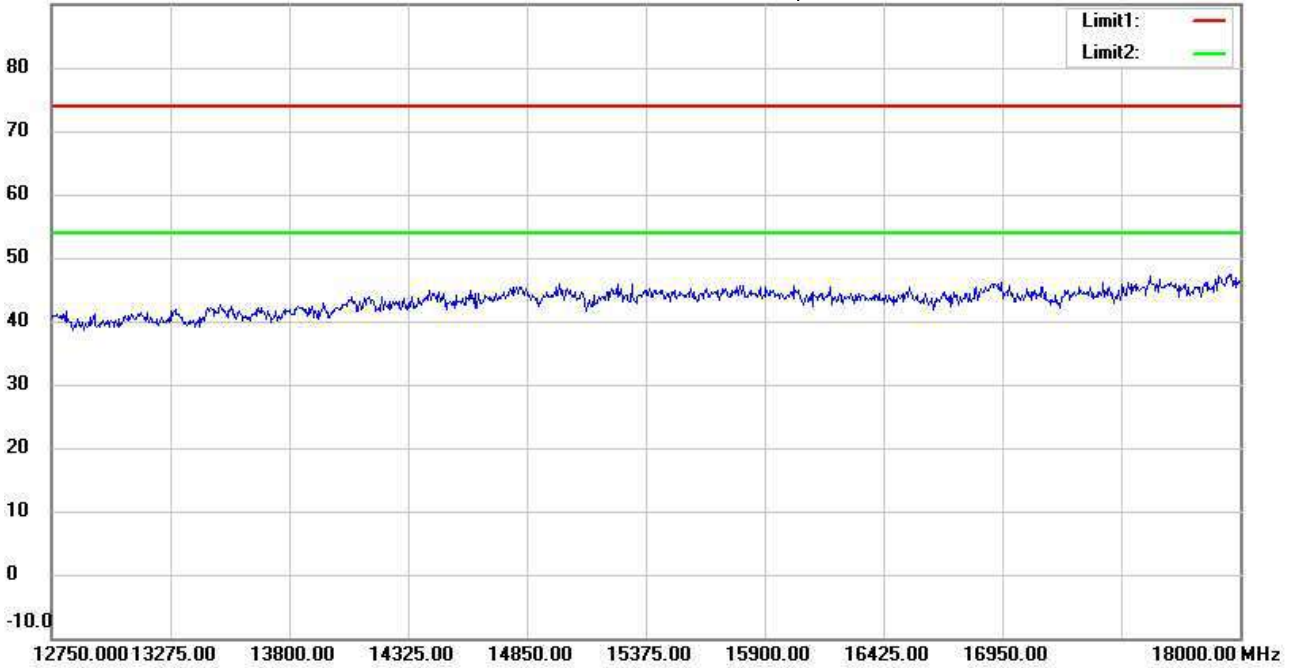
Date: 2024/9/19

Temperature: 23.7 °C

90.0 dBuV/m

Time: 上午 11:29:14

Humidity: 58.8 %



Site : 966A Chamber

Condition : FCC_part 15 RE-Class C_Above 1GHz_PK

EUT : W6M22409-23717

M/N:

Test Mode : TX 2440MHz

Note :

Polarization: *Horizontal*

Power : 1.5 Vd.c.

Distance: 3m

Mk.	Frequency (MHz)	Reading (dBuV)	Detector	Corr. factor (dB/m)	Result (dBuV/m)	Limit (dBuV/m)	Ant.Pos (cm)	Tab.Pos (deg.)	Margin (dB)	Comment
-----	-----------------	----------------	----------	---------------------	-----------------	----------------	--------------	----------------	-------------	---------

*:Maximum data x:Over limit !:over margin



Address: No.99, Sec.1, Balian Rd., Xizhi Dist., New Taipei City
 Tel: +886-2-2646-1508
 Fax: +886-2-2646-1533

Radiated Emission Measurement

Operator: Kai

File :3

Data :#9

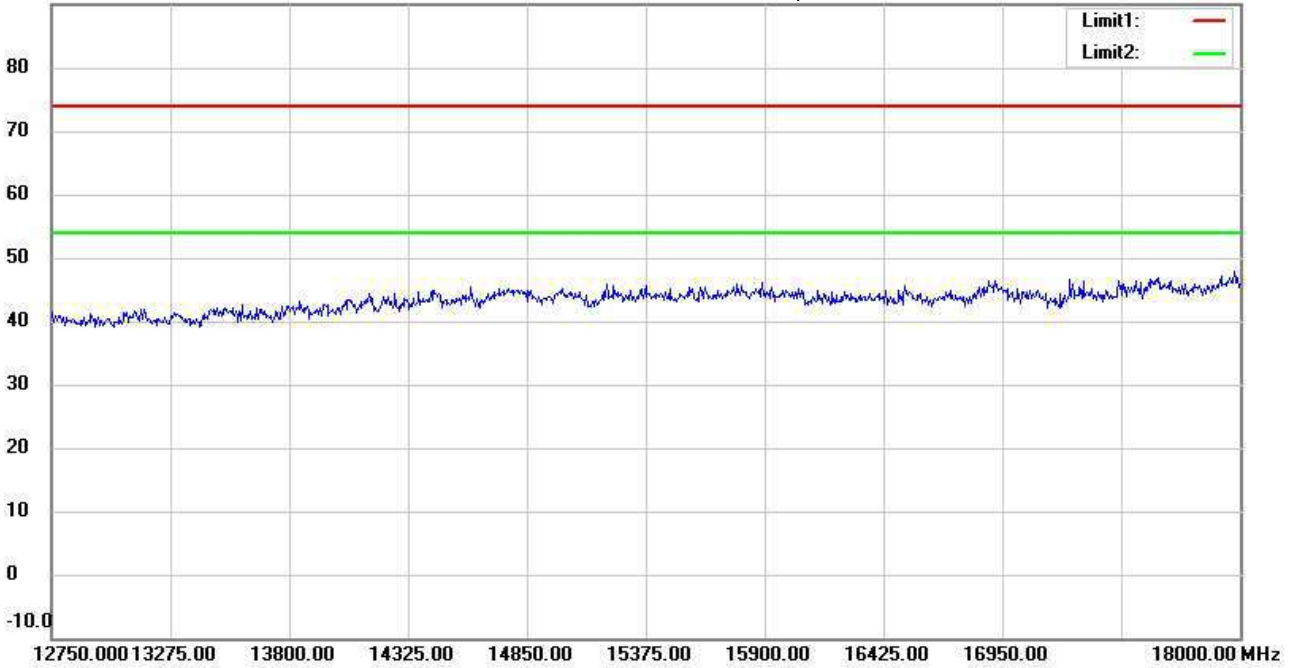
Date: 2024/9/19

Temperature: 23.7 °C

90.0 dBuV/m

Time: 上午 11:31:52

Humidity: 58.8 %



Site : 966A Chamber

Condition : FCC_part 15 RE-Class C_Above 1GHz_PK

EUT : W6M22409-23717

M/N:

Test Mode : TX 2440MHz

Note :

Polarization: *Vertical*

Power : 1.5 Vd.c.

Distance: 3m

Mk.	Frequency (MHz)	Reading (dBuV)	Detector	Corr. factor (dB/m)	Result (dBuV/m)	Limit (dBuV/m)	Ant.Pos (cm)	Tab.Pos (deg.)	Margin (dB)	Comment
-----	-----------------	----------------	----------	---------------------	-----------------	----------------	--------------	----------------	-------------	---------

*:Maximum data x:Over limit !:over margin



Address: No.99, Sec.1, Balian Rd., Xizhi Dist., New Taipei City
 Tel: +886-2-2646-1508
 Fax: +886-2-2646-1533

Radiated Emission Measurement

Operator: Kai

File :3

Data :#5

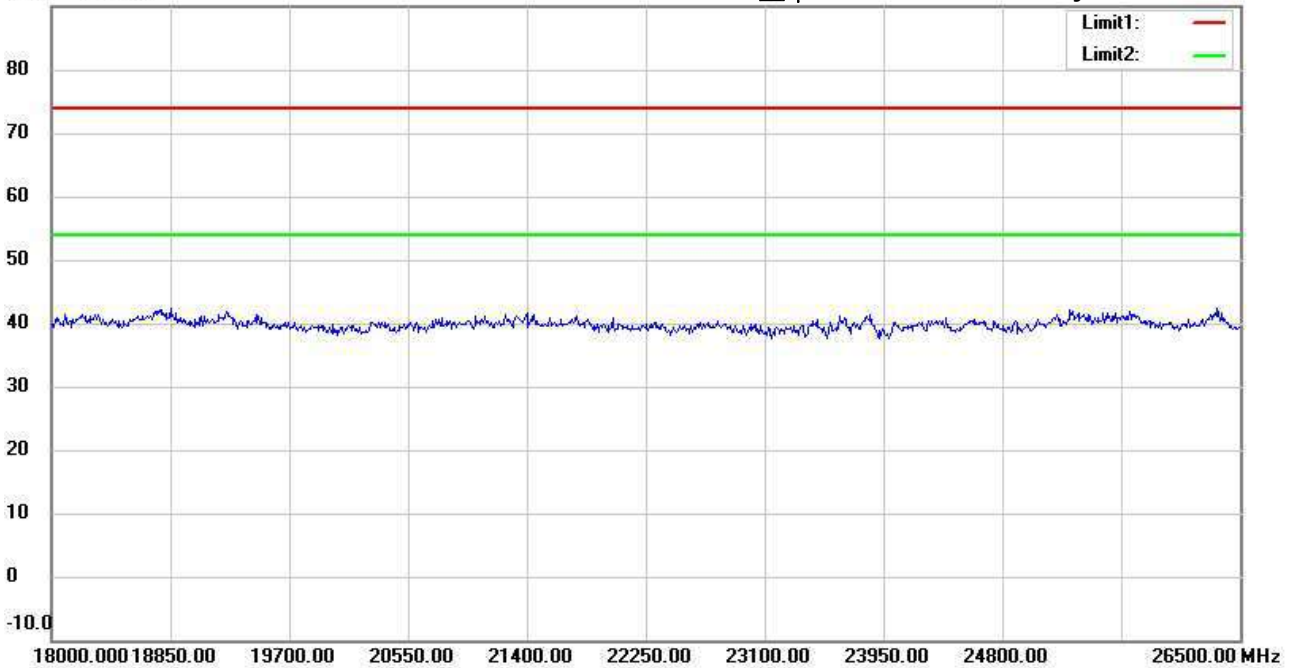
Date: 2024/9/19

Temperature: 23.7 °C

90.0 dBuV/m

Time: 上午 11:29:25

Humidity: 58.8 %



Site : 966A Chamber

Condition : FCC_part 15 RE-Class C_Above 1GHz_PK

EUT : W6M22409-23717

M/N:

Test Mode : TX 2440MHz

Note :

Polarization: *Horizontal*

Power : 1.5 Vd.c.

Distance: 3m

Mk.	Frequency (MHz)	Reading (dBuV)	Detector	Corr. factor (dB/m)	Result (dBuV/m)	Limit (dBuV/m)	Ant.Pos (cm)	Tab.Pos (deg.)	Margin (dB)	Comment
-----	-----------------	----------------	----------	---------------------	-----------------	----------------	--------------	----------------	-------------	---------

*:Maximum data x:Over limit !:over margin



Address: No.99, Sec.1, Balian Rd., Xizhi Dist., New Taipei City
 Tel: +886-2-2646-1508
 Fax: +886-2-2646-1533

Radiated Emission Measurement

Operator: Kai

File :3

Data :#10

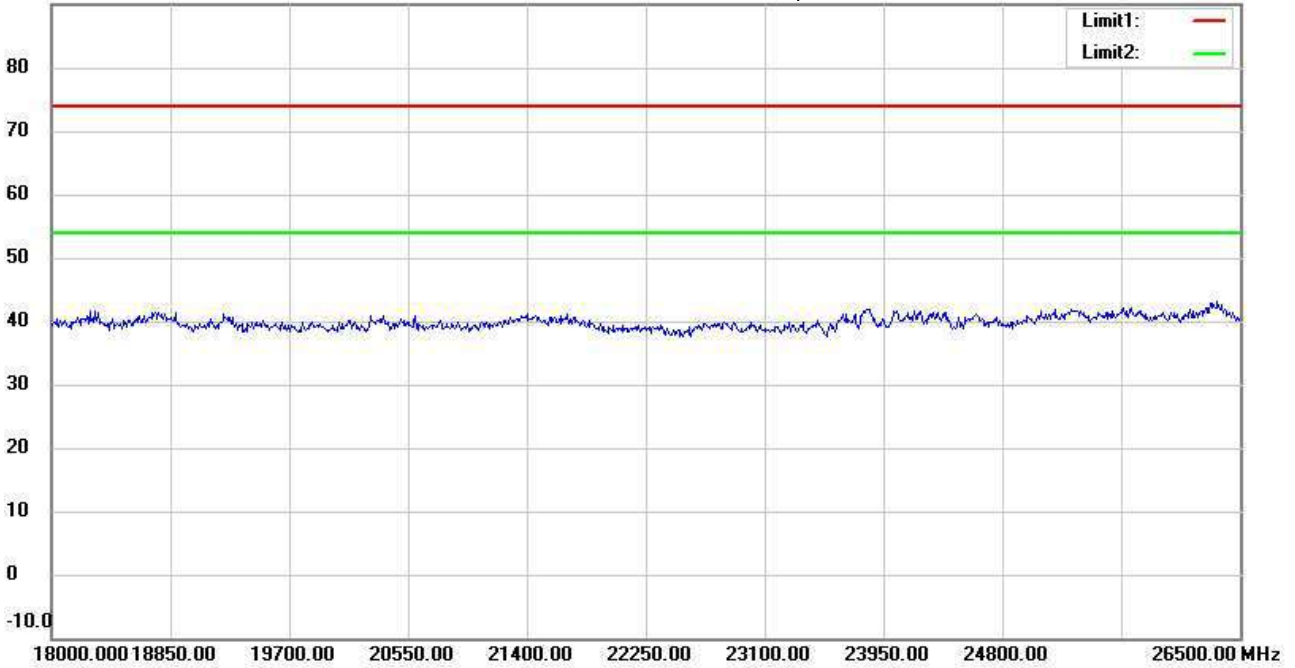
Date: 2024/9/19

Temperature: 23.7 °C

90.0 dBuV/m

Time: 上午 11:32:02

Humidity: 58.8 %



Site : 966A Chamber

Condition : FCC_part 15 RE-Class C_Above 1GHz_PK

Polarization: **Vertical**

EUT : W6M22409-23717

Power : 1.5 Vd.c.

M/N:

Distance: 3m

Test Mode : TX 2440MHz

Note :

Mk.	Frequency (MHz)	Reading (dBuV)	Detector	Corr. factor (dB/m)	Result (dBuV/m)	Limit (dBuV/m)	Ant.Pos (cm)	Tab.Pos (deg.)	Margin (dB)	Comment
-----	-----------------	----------------	----------	---------------------	-----------------	----------------	--------------	----------------	-------------	---------

*:Maximum data x:Over limit !:over margin



Address: No.99, Sec.1, Balian Rd., Xizhi Dist., New Taipei City
 Tel: +886-2-2646-1508
 Fax: +886-2-2646-1533

Radiated Emission Measurement

Operator: Kai

File :3

Data :#1

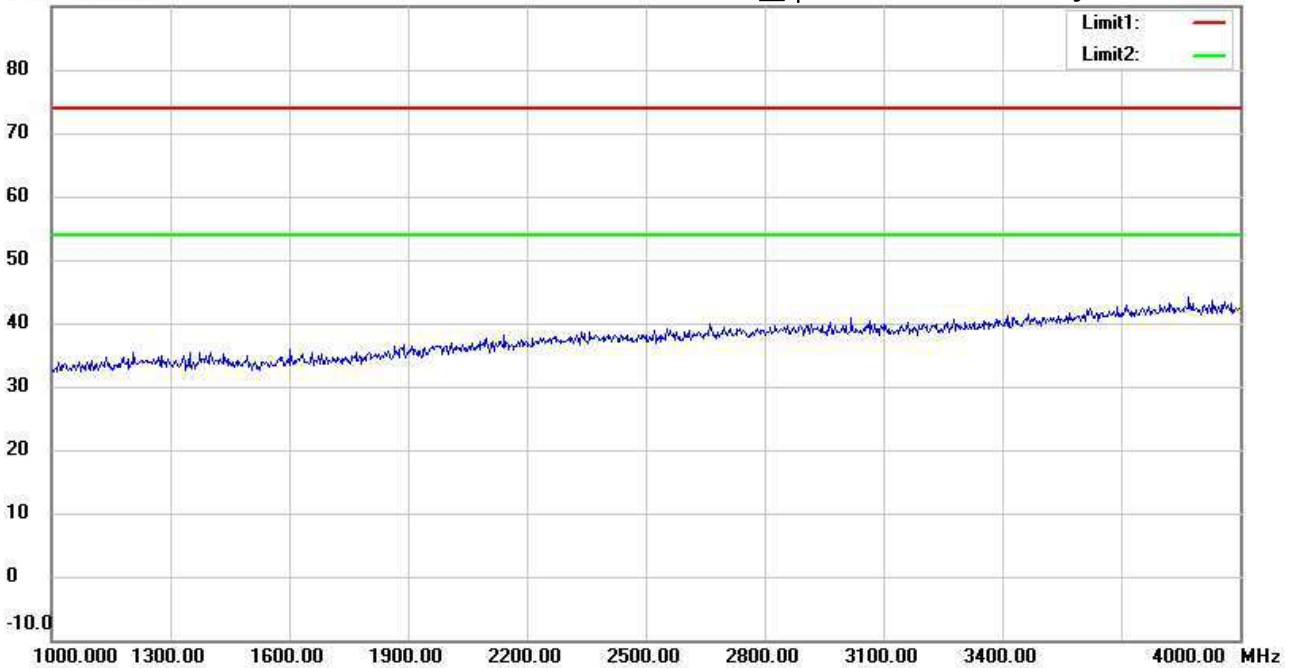
Date: 2024/9/19

Temperature: 23.7 °C

90.0 dBuV/m

Time: 上午 11:20:54

Humidity: 58.8 %



Site : 966A Chamber

Condition : FCC_part 15 RE-Class C_Above 1GHz_PK

Polarization: *Horizontal*

EUT : W6M22409-23717

Power : 1.5 Vd.c.

M/N:

Distance: 3m

Test Mode : TX 2480MHz

Note :

Mk.	Frequency (MHz)	Reading (dBuV)	Detector	Corr. factor (dB/m)	Result (dBuV/m)	Limit (dBuV/m)	Ant.Pos (cm)	Tab.Pos (deg.)	Margin (dB)	Comment
-----	-----------------	----------------	----------	---------------------	-----------------	----------------	--------------	----------------	-------------	---------

*:Maximum data x:Over limit !:over margin



Address: No.99, Sec.1, Balian Rd., Xizhi Dist., New Taipei City
 Tel: +886-2-2646-1508
 Fax: +886-2-2646-1533

Radiated Emission Measurement

Operator: Kai

File :3

Data :#6

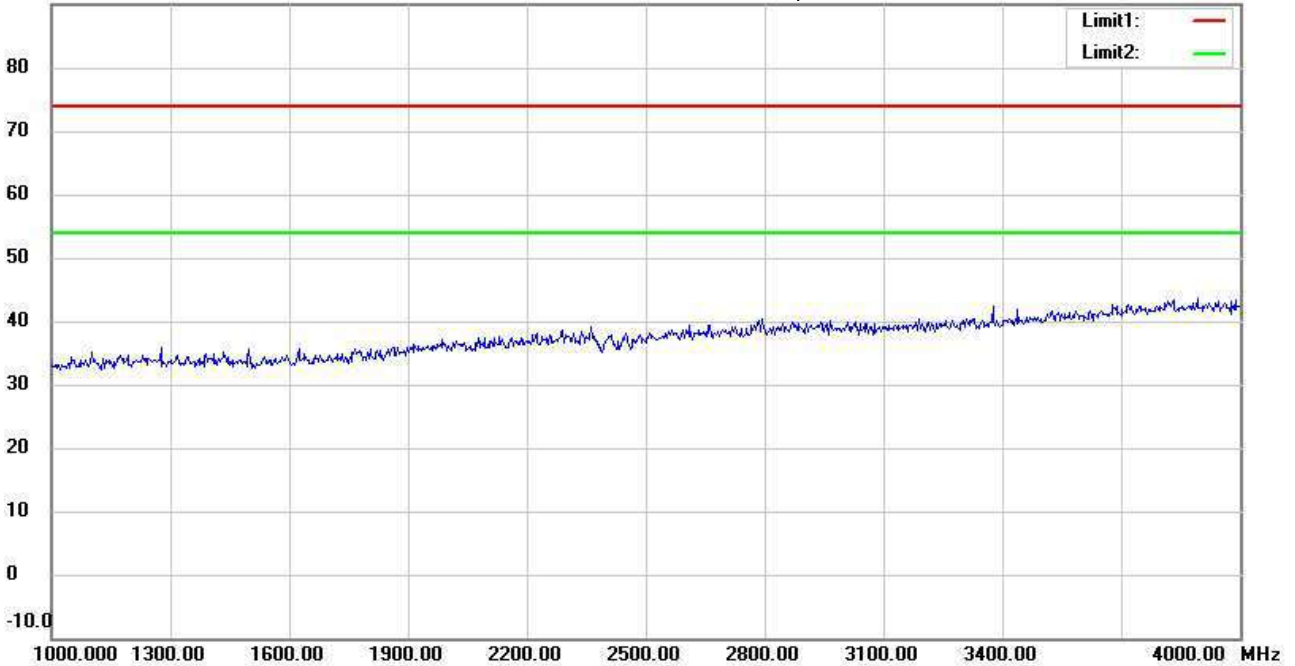
Date: 2024/9/19

Temperature: 23.7 °C

90.0 dBuV/m

Time: 上午 11:23:38

Humidity: 58.8 %



Site : 966A Chamber

Condition : FCC_part 15 RE-Class C_Above 1GHz_PK

Polarization: **Vertical**

EUT : W6M22409-23717

Power : 1.5 Vd.c.

M/N:

Distance: 3m

Test Mode : TX 2480MHz

Note :

Mk.	Frequency (MHz)	Reading (dBuV)	Detector	Corr. factor (dB/m)	Result (dBuV/m)	Limit (dBuV/m)	Ant.Pos (cm)	Tab.Pos (deg.)	Margin (dB)	Comment
-----	-----------------	----------------	----------	---------------------	-----------------	----------------	--------------	----------------	-------------	---------

*:Maximum data x:Over limit !:over margin



Radiated Emission Measurement

Operator: Kai

File :3

Data :#2

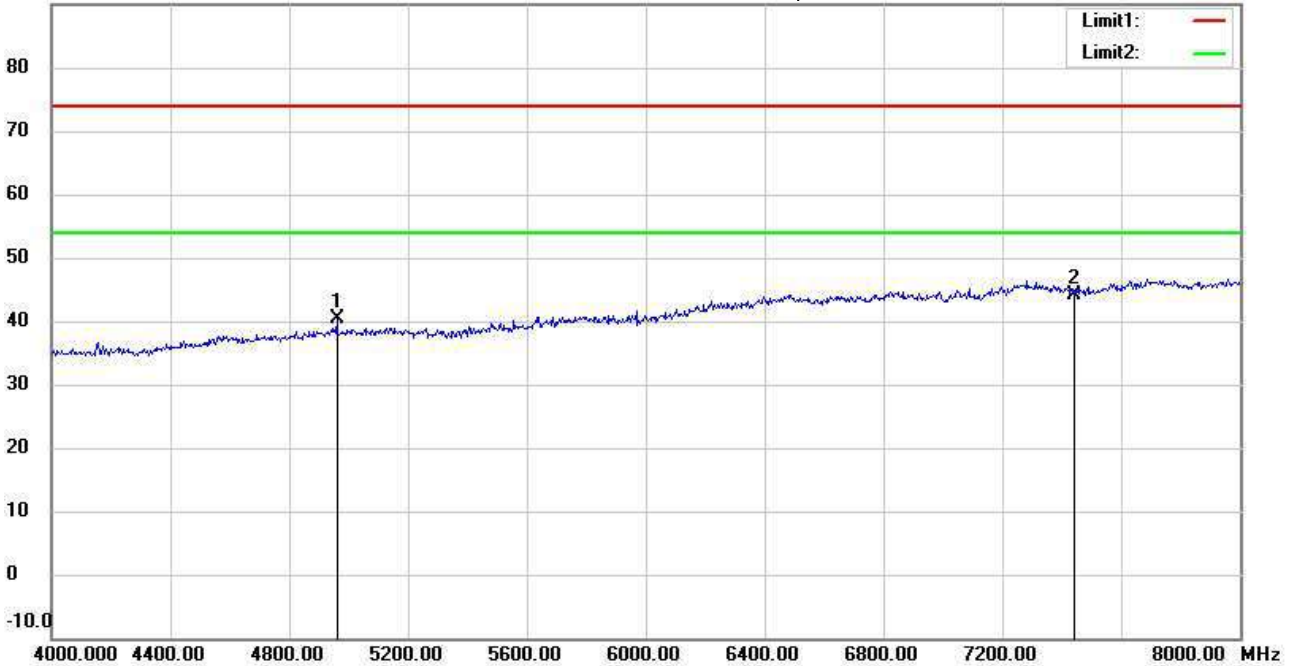
Date: 2024/9/19

Temperature: 23.7 °C

90.0 dBuV/m

Time: 上午 11:21:37

Humidity: 58.8 %



Site : 966A Chamber

Condition : FCC_part 15 RE-Class C_Above 1GHz_PK

Polarization: *Horizontal*

EUT : W6M22409-23717

Power : 1.5 Vd.c.

M/N:

Distance: 3m

Test Mode : TX 2480MHz

Note :

Mk.	Frequency (MHz)	Reading (dBuV)	Detector	Corr. factor (dB/m)	Result (dBuV/m)	Limit (dBuV/m)	Ant.Pos (cm)	Tab.Pos (deg.)	Margin (dB)	Comment
	4960.000	35.23	peak	5.27	40.50	74.00	150	195	-33.50	
*	7440.000	32.04	peak	12.16	44.20	74.00	150	222	-29.80	



Address: No.99, Sec.1, Balian Rd., Xizhi Dist., New Taipei City
 Tel: +886-2-2646-1508
 Fax: +886-2-2646-1533

Radiated Emission Measurement

Operator: Kai

File :3

Data :#7

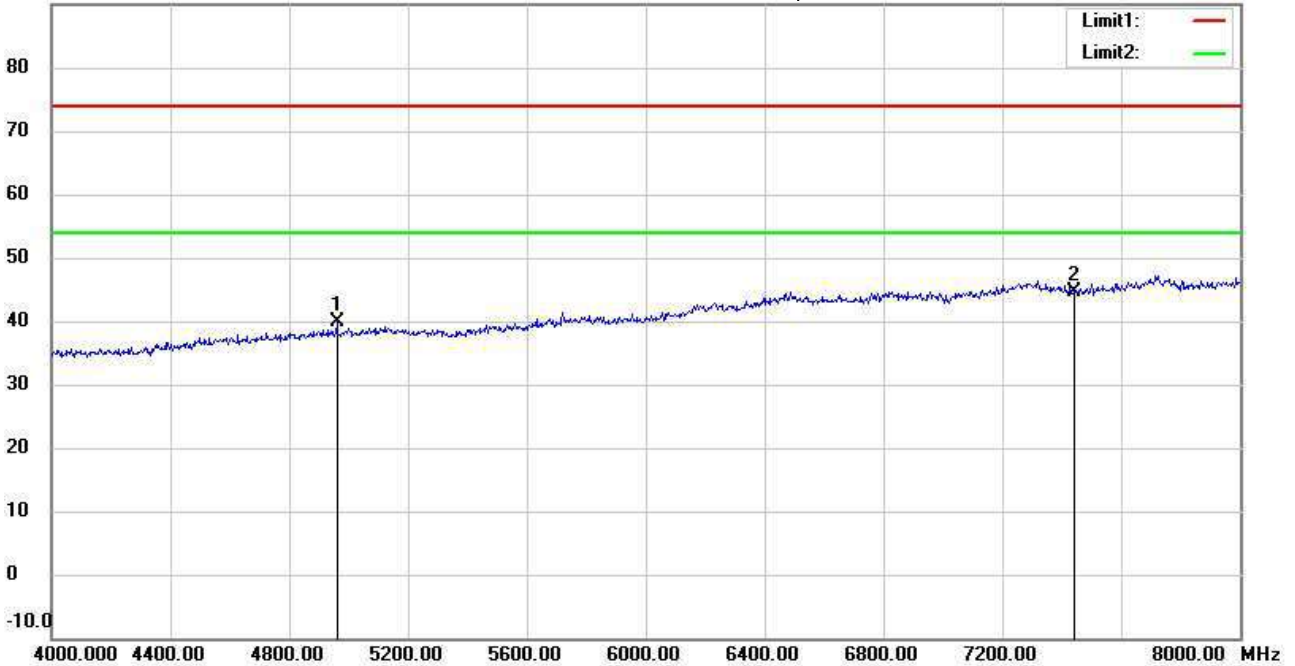
Date: 2024/9/19

Temperature: 23.7 °C

90.0 dBuV/m

Time: 上午 11:24:22

Humidity: 58.8 %



Site : 966A Chamber

Condition : FCC_part 15 RE-Class C_Above 1GHz_PK

Polarization: **Vertical**

EUT : W6M22409-23717

Power : 1.5 Vd.c.

M/N:

Distance: 3m

Test Mode : TX 2480MHz

Note :

Mk.	Frequency (MHz)	Reading (dBuV)	Detector	Corr. factor (dB/m)	Result (dBuV/m)	Limit (dBuV/m)	Ant.Pos (cm)	Tab.Pos (deg.)	Margin (dB)	Comment
	4960.000	34.51	peak	5.27	39.78	74.00	150	0	-34.22	
*	7440.000	32.59	peak	12.16	44.75	74.00	150	2	-29.25	

*:Maximum data x:Over limit !:over margin



Radiated Emission Measurement

Operator: Kai

File :3

Data :#3

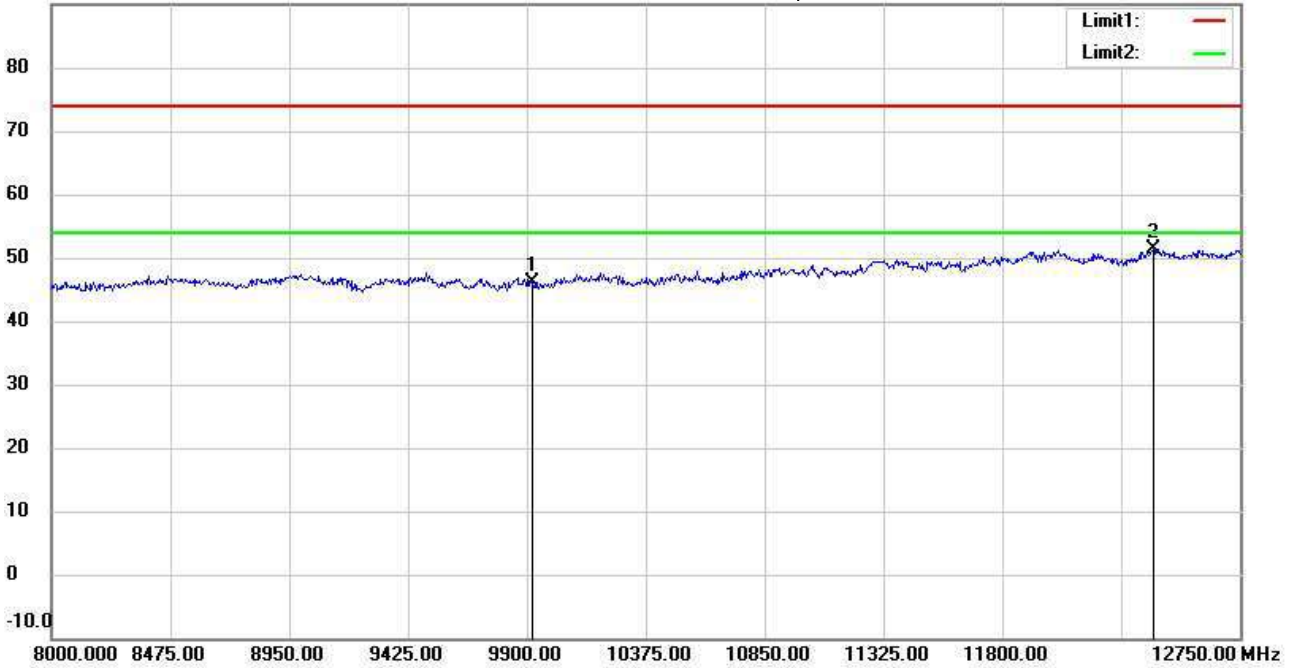
Date: 2024/9/19

Temperature: 23.7 °C

90.0 dBuV/m

Time: 上午 11:22:26

Humidity: 58.8 %



Site : 966A Chamber

Condition : FCC_part 15 RE-Class C_Above 1GHz_PK

Polarization: *Horizontal*

EUT : W6M22409-23717

Power : 1.5 Vd.c.

M/N:

Distance: 3m

Test Mode : TX 2480MHz

Note :

Mk.	Frequency (MHz)	Reading (dBuV)	Detector	Corr. factor (dB/m)	Result (dBuV/m)	Limit (dBuV/m)	Ant.Pos (cm)	Tab.Pos (deg.)	Margin (dB)	Comment
	9920.000	32.61	peak	13.53	46.14	74.00	150	228	-27.86	
*	12400.000	33.70	peak	17.62	51.32	74.00	150	9	-22.68	



Address: No.99, Sec.1, Balian Rd., Xizhi Dist., New Taipei City
 Tel: +886-2-2646-1508
 Fax: +886-2-2646-1533

Radiated Emission Measurement

Operator: Kai

File :3

Data :#8

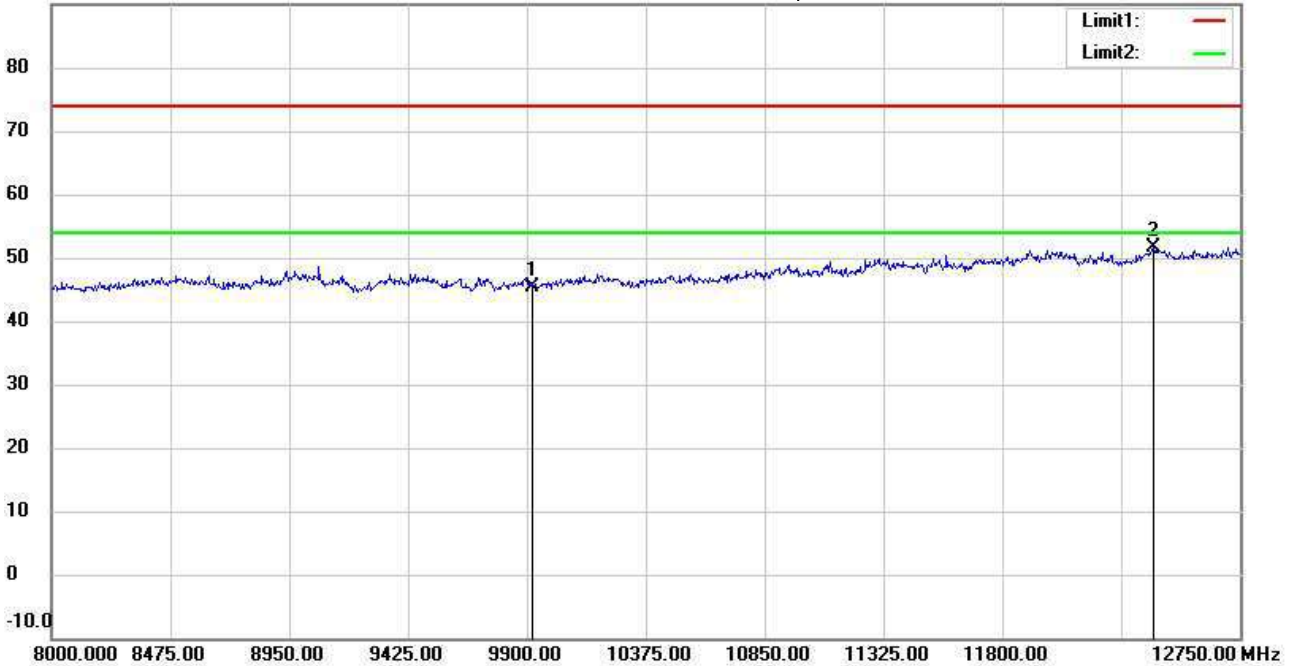
Date: 2024/9/19

Temperature: 23.7 °C

90.0 dBuV/m

Time: 上午 11:25:03

Humidity: 58.8 %



Site : 966A Chamber

Condition : FCC_part 15 RE-Class C_Above 1GHz_PK

Polarization: Vertical

EUT : W6M22409-23717

Power : 1.5 Vd.c.

M/N:

Distance: 3m

Test Mode : TX 2480MHz

Note :

Mk.	Frequency (MHz)	Reading (dBuV)	Detector	Corr. factor (dB/m)	Result (dBuV/m)	Limit (dBuV/m)	Ant.Pos (cm)	Tab.Pos (deg.)	Margin (dB)	Comment
	9920.000	31.93	peak	13.53	45.46	74.00	150	121	-28.54	
*	12400.000	33.91	peak	17.62	51.53	74.00	150	355	-22.47	

*:Maximum data x:Over limit !:over margin



Address: No.99, Sec.1, Balian Rd., Xizhi Dist., New Taipei City
 Tel: +886-2-2646-1508
 Fax: +886-2-2646-1533

Radiated Emission Measurement

Operator: Kai

File :3

Data :#4

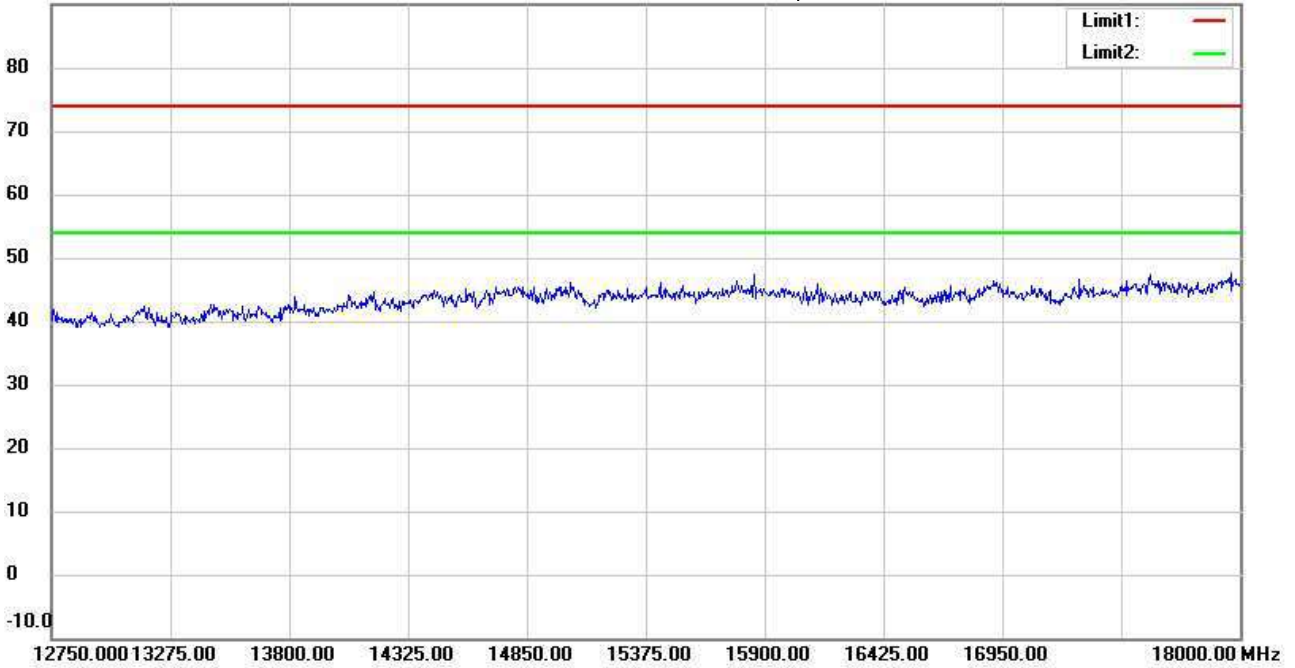
Date: 2024/9/19

Temperature: 23.7 °C

90.0 dBuV/m

Time: 上午 11:22:43

Humidity: 58.8 %



Site : 966A Chamber

Condition : FCC_part 15 RE-Class C_Above 1GHz_PK

Polarization: *Horizontal*

EUT : W6M22409-23717

Power : 1.5 Vd.c.

M/N:

Distance: 3m

Test Mode : TX 2480MHz

Note :

Mk.	Frequency (MHz)	Reading (dBuV)	Detector	Corr. factor (dB/m)	Result (dBuV/m)	Limit (dBuV/m)	Ant.Pos (cm)	Tab.Pos (deg.)	Margin (dB)	Comment
-----	-----------------	----------------	----------	---------------------	-----------------	----------------	--------------	----------------	-------------	---------

*:Maximum data x:Over limit !:over margin



Address: No.99, Sec.1, Balian Rd., Xizhi Dist., New Taipei City
 Tel: +886-2-2646-1508
 Fax: +886-2-2646-1533

Radiated Emission Measurement

Operator: Kai

File :3

Data :#9

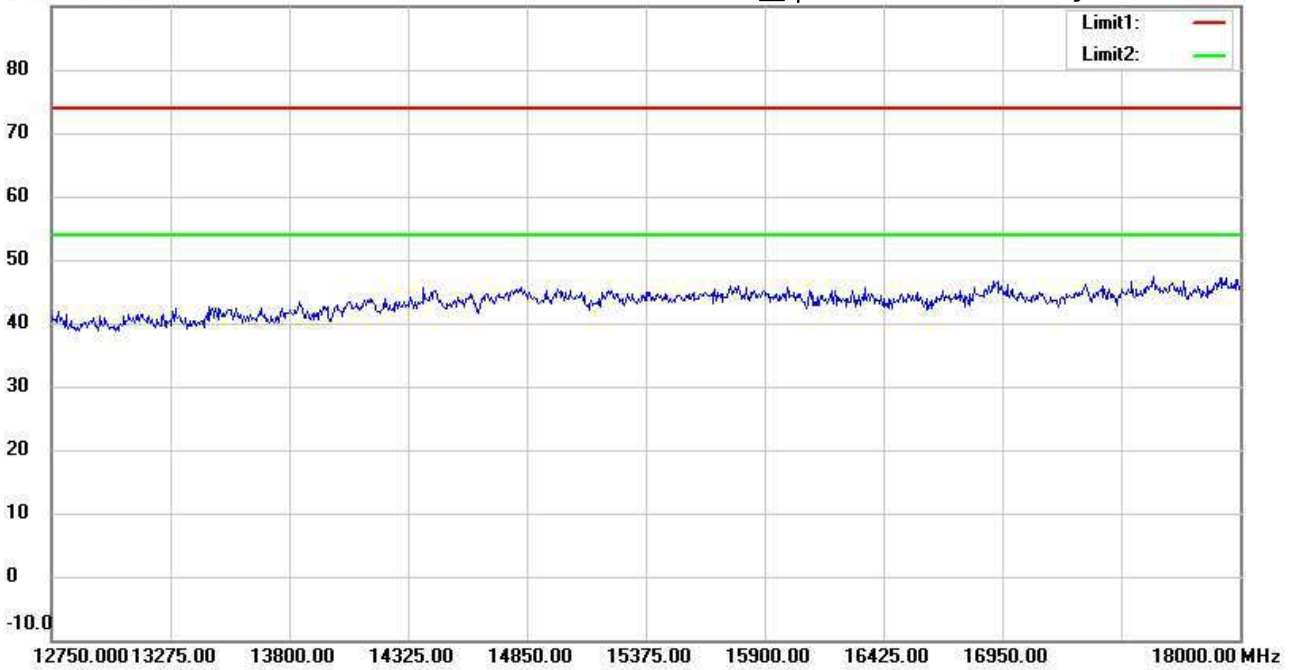
Date: 2024/9/19

Temperature: 23.7 °C

90.0 dBuV/m

Time: 上午 11:25:20

Humidity: 58.8 %



Site : 966A Chamber

Condition : FCC_part 15 RE-Class C_Above 1GHz_PK

Polarization: **Vertical**

EUT : W6M22409-23717

Power : 1.5 Vd.c.

M/N:

Distance: 3m

Test Mode : TX 2480MHz

Note :

Mk.	Frequency (MHz)	Reading (dBuV)	Detector	Corr. factor (dB/m)	Result (dBuV/m)	Limit (dBuV/m)	Ant.Pos (cm)	Tab.Pos (deg.)	Margin (dB)	Comment
-----	-----------------	----------------	----------	---------------------	-----------------	----------------	--------------	----------------	-------------	---------

*:Maximum data x:Over limit !:over margin



Address: No.99, Sec.1, Balian Rd., Xizhi Dist., New Taipei City
 Tel: +886-2-2646-1508
 Fax: +886-2-2646-1533

Radiated Emission Measurement

Operator: Kai

File :3

Data :#5

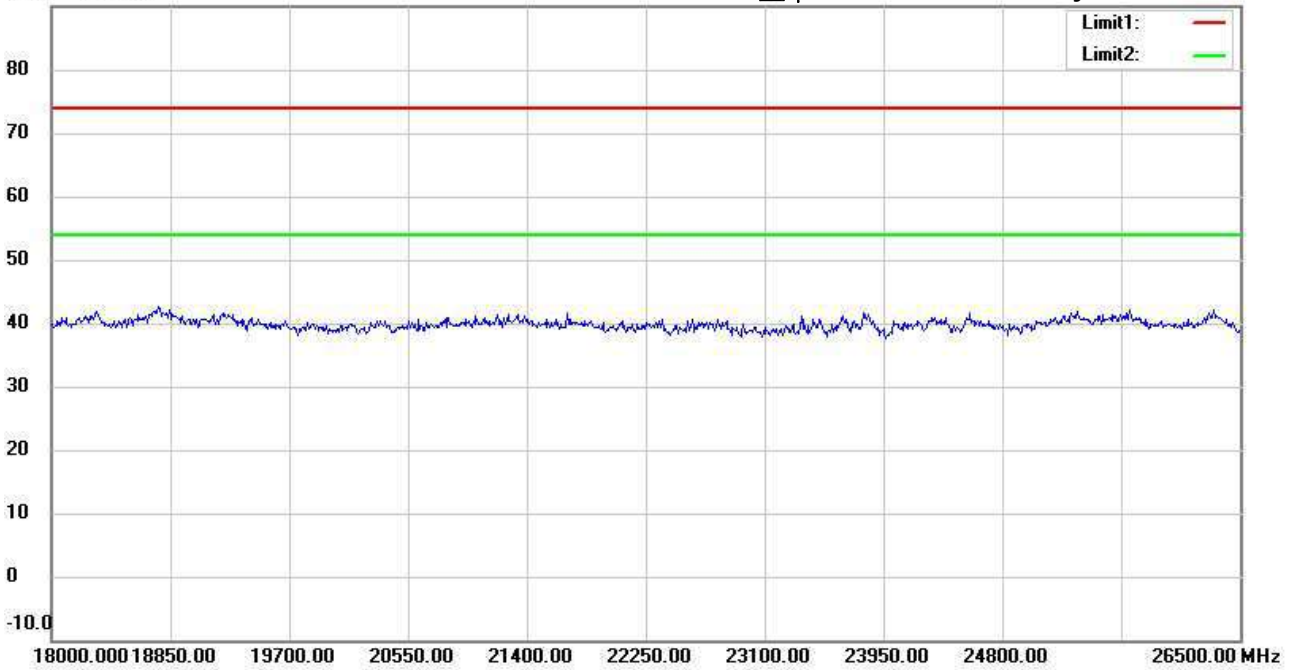
Date: 2024/9/19

Temperature: 23.7 °C

90.0 dBuV/m

Time: 上午 11:22:53

Humidity: 58.8 %



Site : 966A Chamber

Condition : FCC_part 15 RE-Class C_Above 1GHz_PK

EUT : W6M22409-23717

M/N:

Test Mode : TX 2480MHz

Note :

Polarization: *Horizontal*

Power : 1.5 Vd.c.

Distance: 3m

Mk.	Frequency (MHz)	Reading (dBuV)	Detector	Corr. factor (dB/m)	Result (dBuV/m)	Limit (dBuV/m)	Ant.Pos (cm)	Tab.Pos (deg.)	Margin (dB)	Comment
-----	-----------------	----------------	----------	---------------------	-----------------	----------------	--------------	----------------	-------------	---------

*:Maximum data x:Over limit !:over margin



Address: No.99, Sec.1, Balian Rd., Xizhi Dist., New Taipei City
 Tel: +886-2-2646-1508
 Fax: +886-2-2646-1533

Radiated Emission Measurement

Operator: Kai

File :3

Data :#10

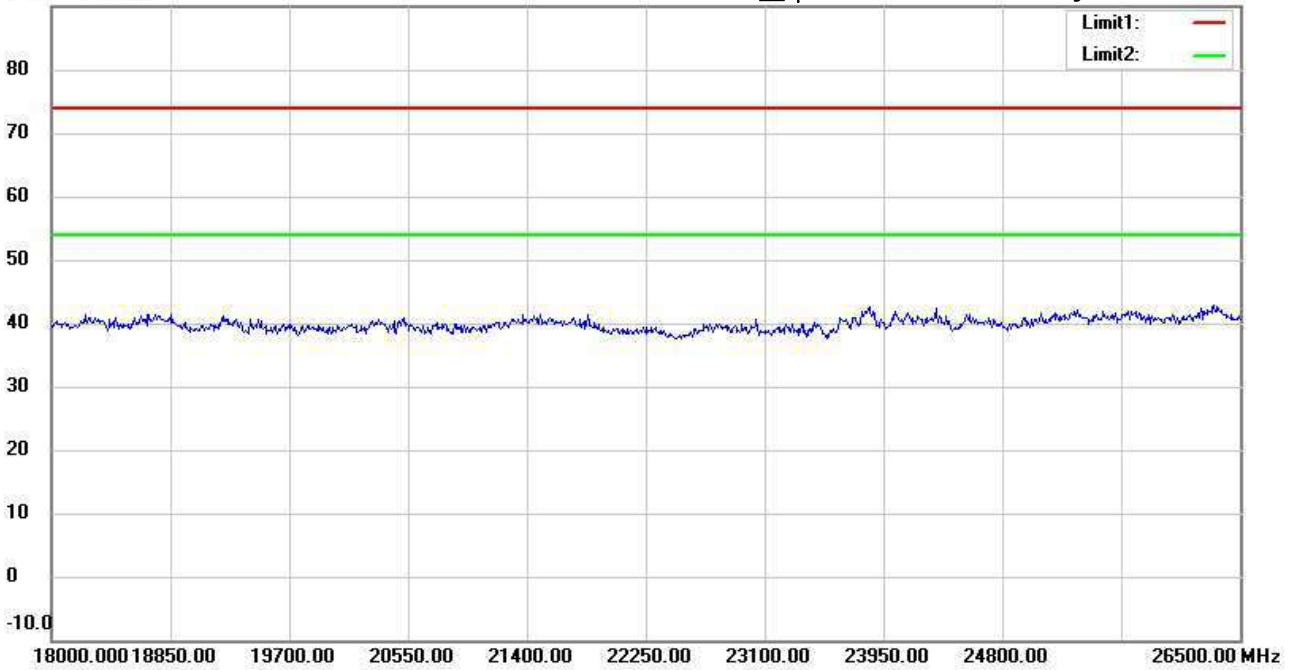
Date: 2024/9/19

Temperature: 23.7 °C

90.0 dBuV/m

Time: 上午 11:25:30

Humidity: 58.8 %



Site : 966A Chamber

Condition : FCC_part 15 RE-Class C_Above 1GHz_PK

Polarization: *Vertical*

EUT : W6M22409-23717

Power : 1.5 Vd.c.

M/N:

Distance: 3m

Test Mode : TX 2480MHz

Note :

Mk.	Frequency (MHz)	Reading (dBuV)	Detector	Corr. factor (dB/m)	Result (dBuV/m)	Limit (dBuV/m)	Ant.Pos (cm)	Tab.Pos (deg.)	Margin (dB)	Comment
-----	-----------------	----------------	----------	---------------------	-----------------	----------------	--------------	----------------	-------------	---------

*:Maximum data x:Over limit !:over margin



Radiated Emission Measurement

Operator: Kai

File :2403

Data :#1

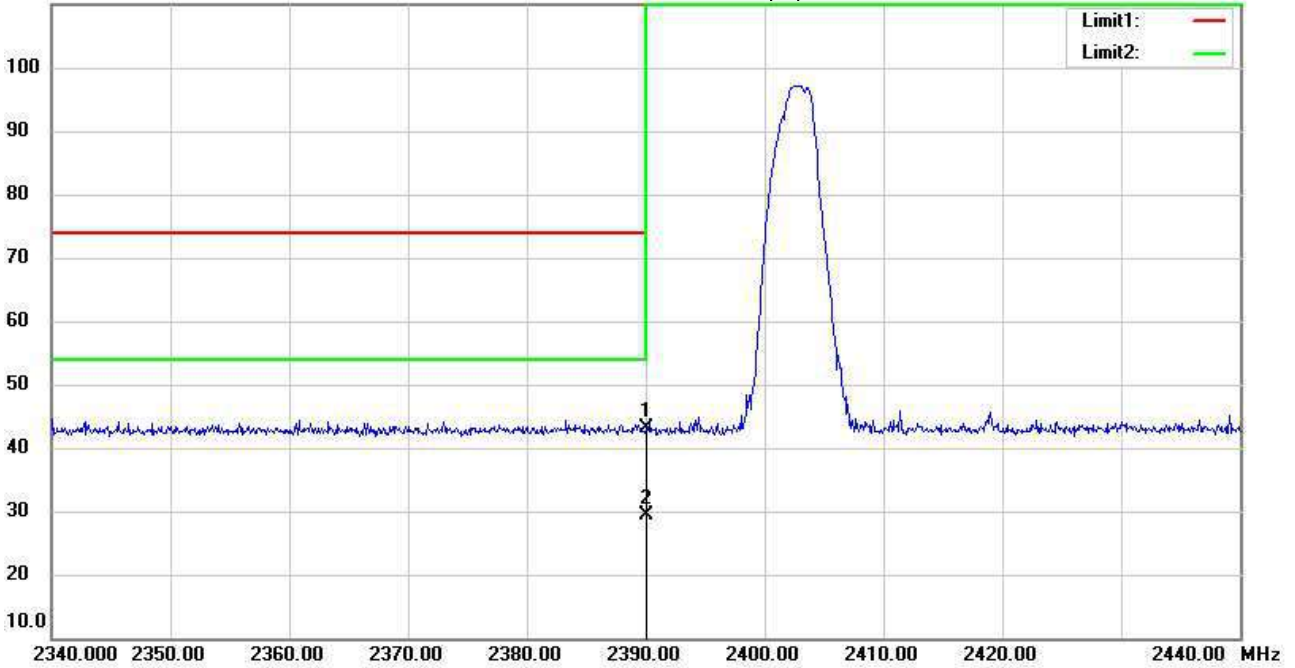
Date: 2024/9/19

Temperature: 23.7 °C

110.0 dBuV/m

Time: 下午 01:26:18

Humidity: 58.8 %



Site : 966A Chamber

Condition : FCC 15.247 PK (Bandedge)

EUT : W6M22409-23717

M/N:

Test Mode : TX 2403MHz

Note :

Polarization: *Horizontal*

Power : 1.5 Vd.c.

Distance: 3m

Mk.	Frequency (MHz)	Reading (dBuV)	Detector	Corr. factor (dB/m)	Result (dBuV/m)	Limit (dBuV/m)	Ant.Pos (cm)	Tab.Pos (deg.)	Margin (dB)	Comment
	2390.000	47.60	peak	-4.45	43.15	74.00	150	188	-30.85	
*	2390.000	33.78	AVG	-4.45	29.33	54.00	150	188	-24.67	



Radiated Emission Measurement

Operator: Kai

File :2403

Data :#2

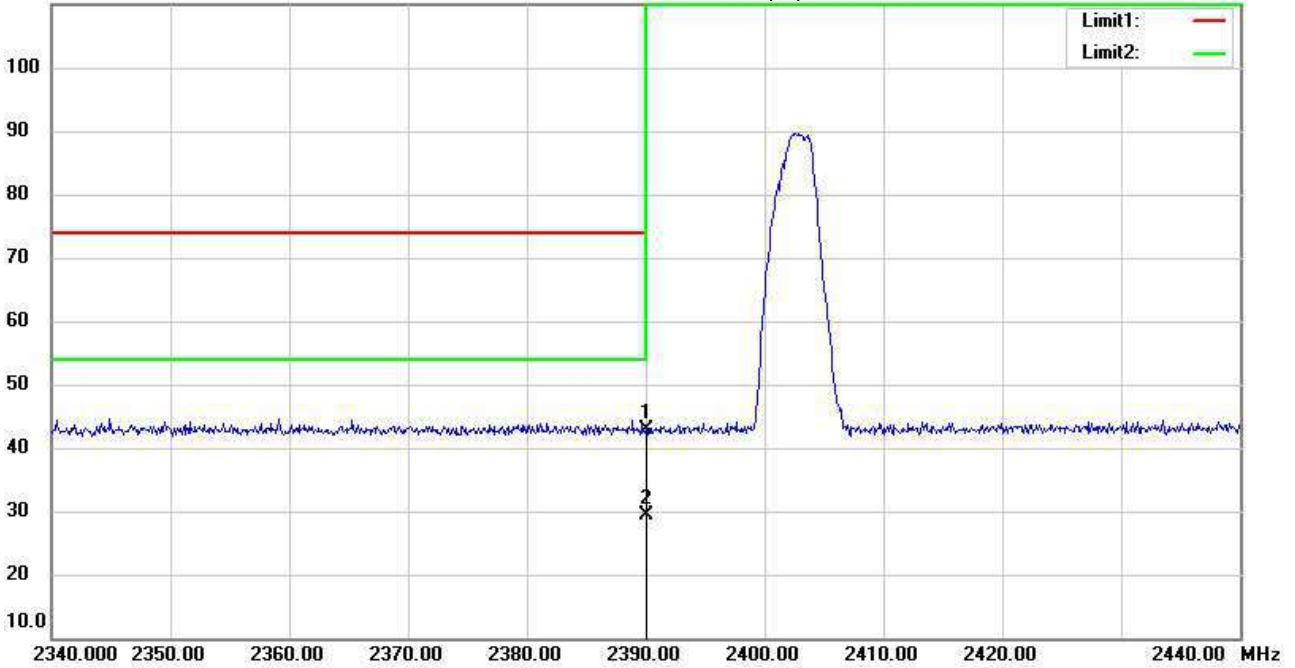
Date: 2024/9/19

Temperature:23.7 °C

110.0 dBuV/m

Time: 下午 01:28:00

Humidity:58.8 %



Site : 966A Chamber

Condition : FCC 15.247 PK (Bandedge)

Polarization: **Vertical**

EUT : W6M22409-23717

Power : 1.5 Vd.c.

M/N:

Distance: 3m

Test Mode : TX 2403MHz

Note :

Mk.	Frequency (MHz)	Reading (dBuV)	Detector	Corr. factor (dB/m)	Result (dBuV/m)	Limit (dBuV/m)	Ant.Pos (cm)	Tab.Pos (deg.)	Margin (dB)	Comment
	2390.000	47.28	peak	-4.45	42.83	74.00	150	269	-31.17	
*	2390.000	33.76	AVG	-4.45	29.31	54.00	150	269	-24.69	



Radiated Emission Measurement

Operator: Kai

File :2480

Data :#1

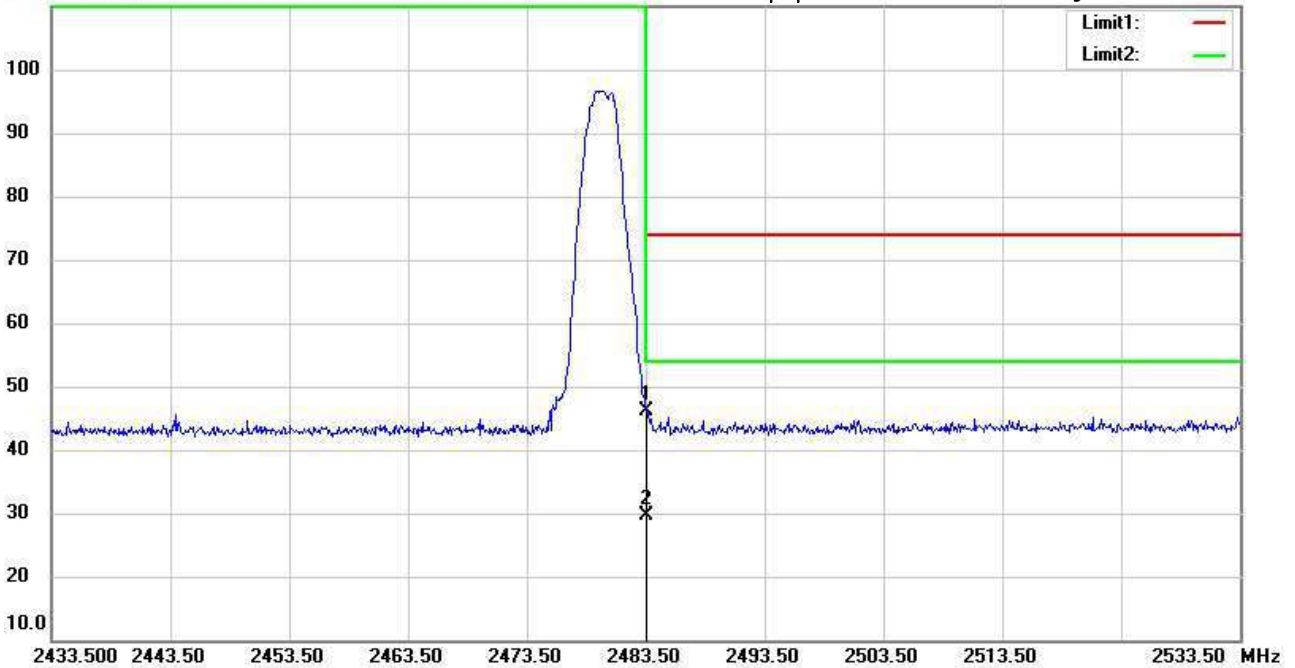
Date: 2024/9/19

Temperature: 23.7 °C

110.0 dBuV/m

Time: 下午 01:51:49

Humidity: 58.8 %



Site : 966A Chamber

Condition : FCC 15.247 PK (Bandedge)

Polarization: *Horizontal*

EUT : W6M22409-23717

Power : 1.5 Vd.c.

M/N:

Distance: 3m

Test Mode : TX 2480MHz

Note :

Mk.	Frequency (MHz)	Reading (dBuV)	Detector	Corr. factor (dB/m)	Result (dBuV/m)	Limit (dBuV/m)	Ant.Pos (cm)	Tab.Pos (deg.)	Margin (dB)	Comment
	2483.500	50.39	peak	-4.30	46.09	74.00	150	140	-27.91	
*	2483.500	34.05	AVG	-4.30	29.75	54.00	150	140	-24.25	



Radiated Emission Measurement

Operator: Kai

File :2480

Data :#2

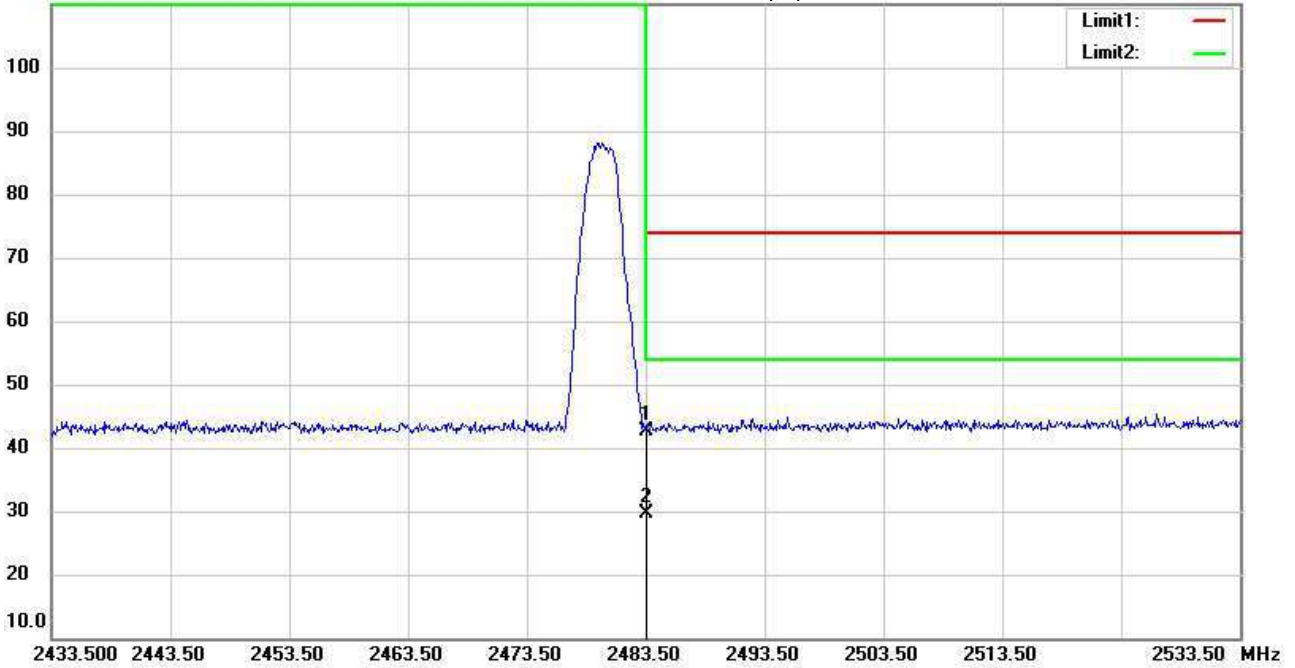
Date: 2024/9/19

Temperature: 23.7 °C

110.0 dBuV/m

Time: 下午 01:53:51

Humidity: 58.8 %



Site : 966A Chamber

Condition : FCC 15.247 PK (Bandedge)

Polarization: *Vertical*

EUT : W6M22409-23717

Power : 1.5 Vd.c.

M/N:

Distance: 3m

Test Mode : TX 2480MHz

Note :

Mk.	Frequency (MHz)	Reading (dBuV)	Detector	Corr. factor (dB/m)	Result (dBuV/m)	Limit (dBuV/m)	Ant.Pos (cm)	Tab.Pos (deg.)	Margin (dB)	Comment
	2483.500	46.88	peak	-4.30	42.58	74.00	150	191	-31.42	
*	2483.500	33.92	AVG	-4.30	29.62	54.00	150	191	-24.38	



Address: No.99, Sec.1, Balian Rd., Xizhi Dist., New Taipei City
 Tel: +886-2-2646-1508
 Fax: +886-2-2646-1533

Radiated Emission Measurement

Operator: Kai

File :2402

Data :#1

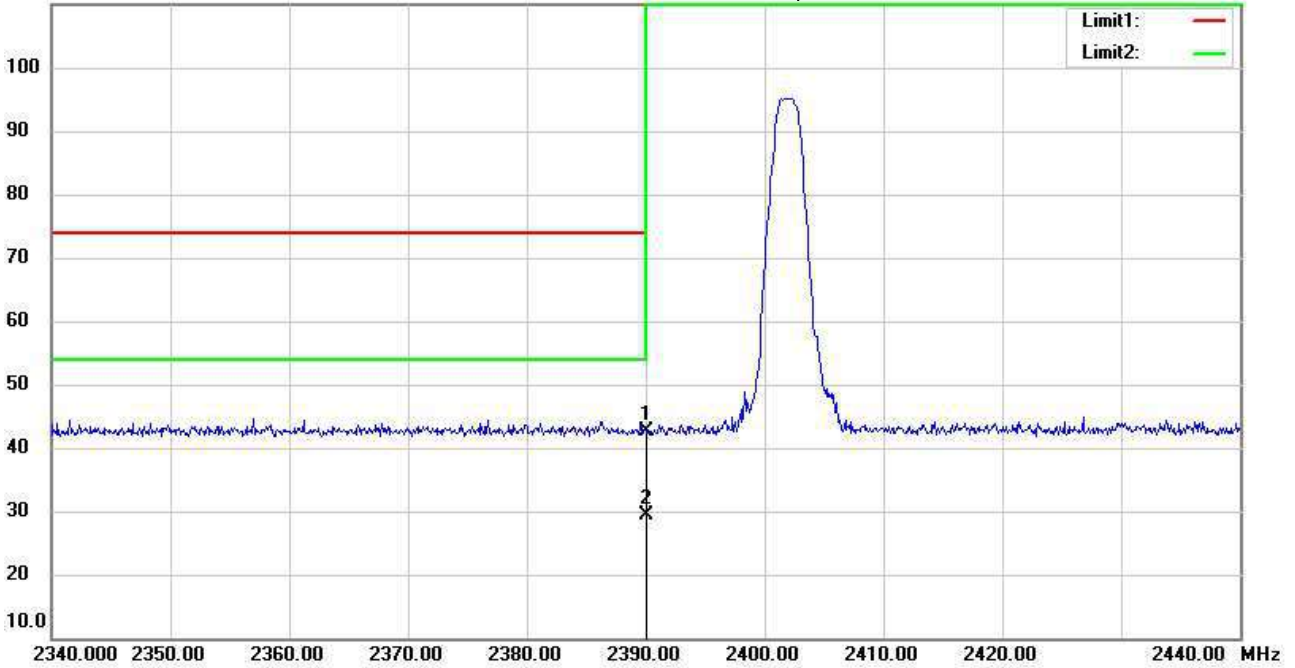
Date: 2024/9/19

Temperature: 23.7 °C

110.0 dBuV/m

Time: 上午 11:12:43

Humidity: 58.8 %



Site : 966A Chamber

Condition : FCC 15.247 PK (Bandedge)

Polarization: *Horizontal*

EUT : W6M22409-23717

Power : 1.5 Vd.c.

M/N:

Distance: 3m

Test Mode : TX 2402MHz

Note :

Mk.	Frequency (MHz)	Reading (dBuV)	Detector	Corr. factor (dB/m)	Result (dBuV/m)	Limit (dBuV/m)	Ant.Pos (cm)	Tab.Pos (deg.)	Margin (dB)	Comment
	2390.000	47.05	peak	-4.45	42.60	74.00	150	187	-31.40	
*	2390.000	33.77	AVG	-4.45	29.32	54.00	150	187	-24.68	

*:Maximum data x:Over limit !:over margin



Radiated Emission Measurement

Operator: Kai

File :2402

Data :#2

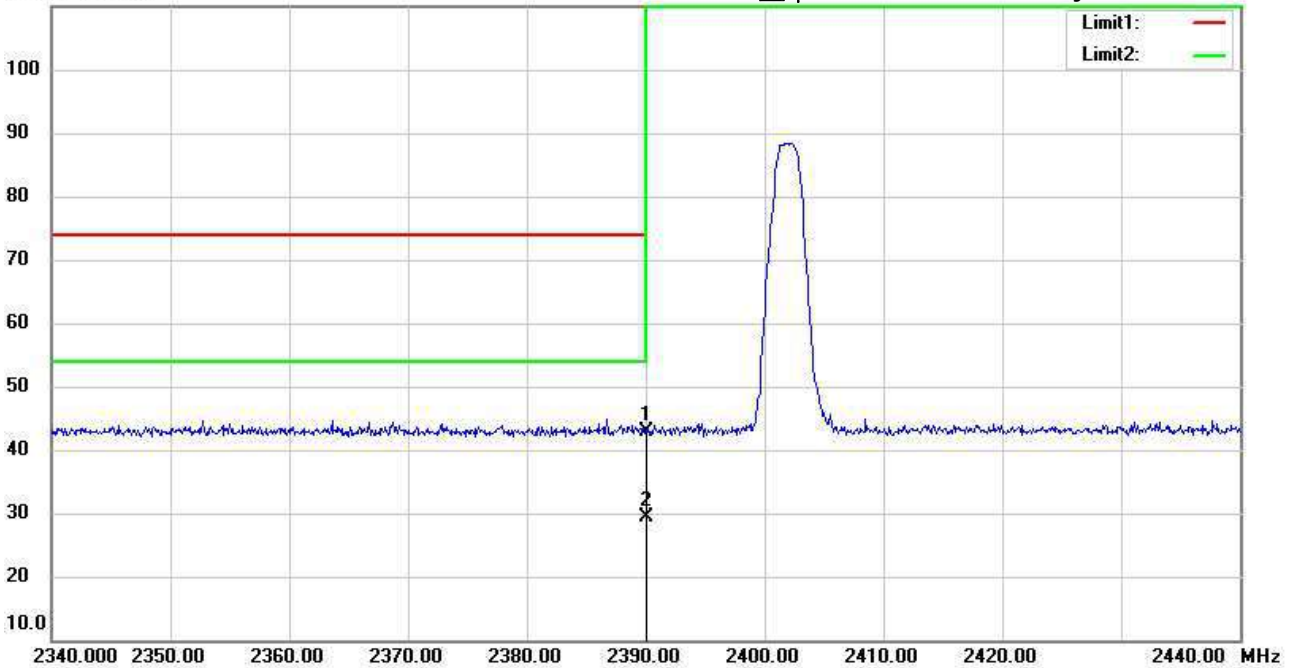
Date: 2024/9/19

Temperature: 23.7 °C

110.0 dBuV/m

Time: 上午 11:15:04

Humidity: 58.8 %



Site : 966A Chamber

Condition : FCC 15.247 PK (Bandedge)

Polarization: *Vertical*

EUT : W6M22409-23717

Power : 1.5 Vd.c.

M/N:

Distance: 3m

Test Mode : TX 2402MHz

Note :

Mk.	Frequency (MHz)	Reading (dBuV)	Detector	Corr. factor (dB/m)	Result (dBuV/m)	Limit (dBuV/m)	Ant.Pos (cm)	Tab.Pos (deg.)	Margin (dB)	Comment
	2390.000	47.42	peak	-4.45	42.97	74.00	150	108	-31.03	
*	2390.000	33.81	AVG	-4.45	29.36	54.00	150	108	-24.64	



Radiated Emission Measurement

Operator: Kai

File :2480

Data :#1

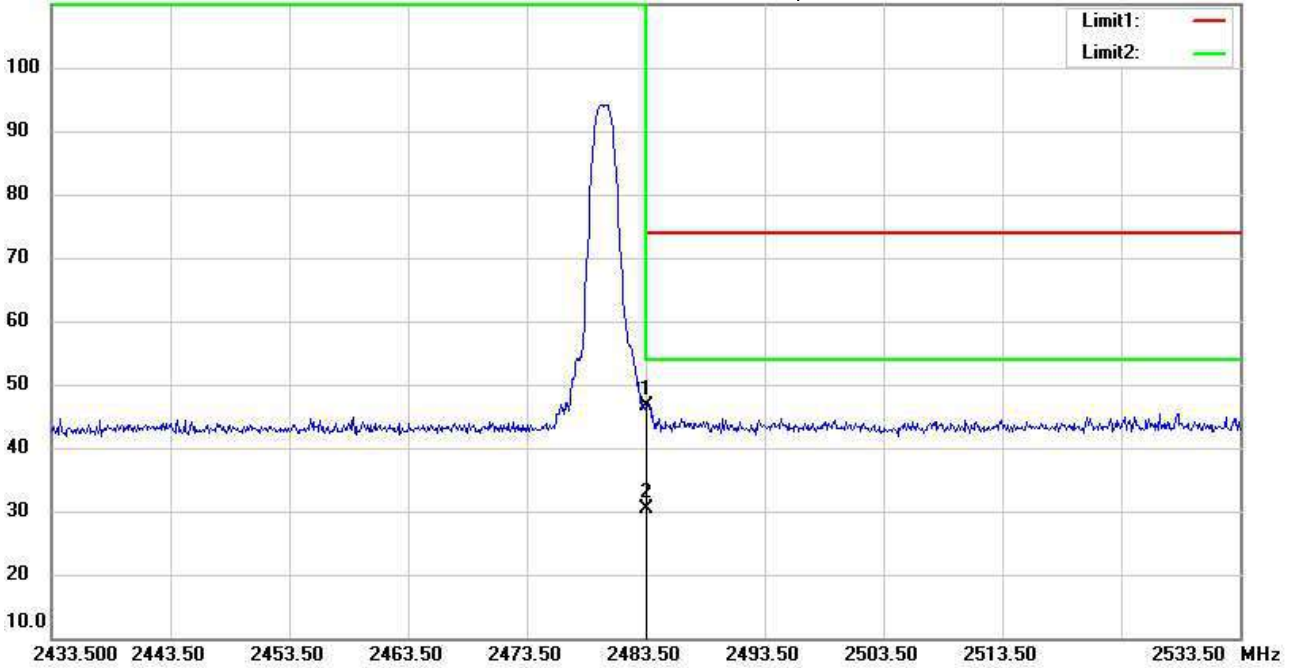
Date: 2024/9/19

Temperature: 23.7 °C

110.0 dBuV/m

Time: 上午 11:16:40

Humidity: 58.8 %



Site : 966A Chamber

Condition : FCC 15.247 PK (Bandedge)

Polarization: *Horizontal*

EUT : W6M22409-23717

Power : 1.5 Vd.c.

M/N:

Distance: 3m

Test Mode : TX 2480MHz

Note :

Mk.	Frequency (MHz)	Reading (dBuV)	Detector	Corr. factor (dB/m)	Result (dBuV/m)	Limit (dBuV/m)	Ant.Pos (cm)	Tab.Pos (deg.)	Margin (dB)	Comment
	2483.500	50.89	peak	-4.30	46.59	74.00	150	180	-27.41	
*	2483.500	34.59	AVG	-4.30	30.29	54.00	150	180	-23.71	



Radiated Emission Measurement

Operator: Kai

File :2480

Data :#2

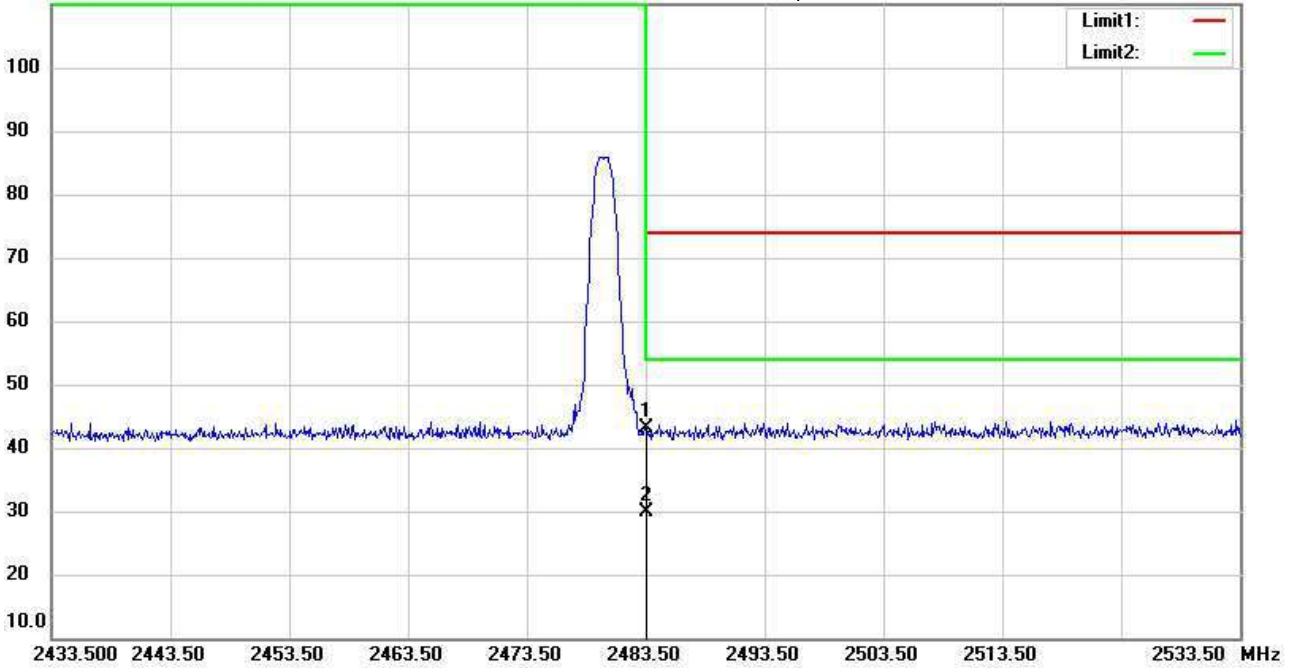
Date: 2024/9/19

Temperature: 23.7 °C

110.0 dBuV/m

Time: 上午 11:18:55

Humidity: 58.8 %



Site : 966A Chamber

Condition : FCC 15.247 PK (Bandedge)

Polarization: *Vertical*

EUT : W6M22409-23717

Power : 1.5 Vd.c.

M/N:

Distance: 3m

Test Mode : TX 2480MHz

Note :

Mk.	Frequency (MHz)	Reading (dBuV)	Detector	Corr. factor (dB/m)	Result (dBuV/m)	Limit (dBuV/m)	Ant.Pos (cm)	Tab.Pos (deg.)	Margin (dB)	Comment
	2483.500	47.32	peak	-4.30	43.02	74.00	150	221	-30.98	
*	2483.500	34.24	AVG	-4.30	29.94	54.00	150	221	-24.06	