

FCC RF Exposure Exemption report
for

Wireless Mouse

Model No.: M-SH30DBS

FCC ID: YWO- M-SH30DBS

of

Applicant: ELECOM CO., LTD.

Address: Fushimimachi 4-1-1, Chuo-ku, Osaka City, Osaka Japan 541-8765

Tested and Prepared

by

Worldwide Testing Services (Taiwan) Co., Ltd.


FCC Registration No.: TW1477, TW1072

Industry Canada filed test laboratory Reg. No.: 20037, 5107A



Report No.: W6M22304-22599-EE

6F, NO. 58, LANE 188, RUEY-KUANG RD., NEIHU TAIPEI 114, TAIWAN, R.O.C.
TEL: 886-2-66068877 FAX: 886-2-66068879 E-mail: wts@wts-lab.com



Registration number: W6M22304-22599-EE

FCC ID: YWO-M-SH30DBS

TABLE OF CONTENTS

1 GENERAL INFORMATION.....2

1.1 NOTES2

1.2 TESTING LABORATORY3

 1.2.1 Location3

 1.2.2 Details of accreditation status3

1.3 DETAILS OF APPROVAL HOLDER3

1.4 APPLICATION DETAILS4

1.5 GENERAL INFORMATION OF TEST ITEM.....4

1.6 TEST STANDARDS4

2 TEST CONFIGURATION.....5


2.1 TEST ENVIRONMENT5

2.2 TEST ENVIRONMENT5

2.3 TEST EQUIPMENT LIST.....5

3 RF EXPOSURE TEST EXEMPTIONS6

4 EXEMPTION CALCULATION.....8



Worldwide Testing Services(Taiwan) Co., Ltd.

Registration number: W6M22304-22599-EE

FCC ID: YWO-M-SH30DBS

1 General Information

1.1 Notes

The purpose of conformity testing is to increase the probability of adherence to the essential requirements or conformity specifications, as appropriate.

The complexity of the technical specifications, however, means that full and thorough testing is impractical for both technical and economic reasons.

Furthermore, there is no guarantee that a test sample which has passed all the relevant tests conforms to a specification.

Neither is there any guarantee that such a test sample will interwork with other genuinely open systems.

The existence of the tests nevertheless provides the confidence that the test sample possesses the qualities as maintained and that its performance generally conforms to representative cases of communications equipment.

Laboratory disclaimer-

1. The test results of this test report relate exclusively to the item tested as specified in 1.5.
2. The test report may only be reproduced or published in full.
3. Reproduction or publication of extracts from the report requires the prior written approval of the Worldwide Testing Services(Taiwan) Co., Ltd.
4. Antenna gain is provided by applicant and laboratory issue relevant data and results.

Tester:

May 25, 2023

Rick Chen

Rick Chen.

Date

WTS-Lab.

Name

Signature

Technical responsibility for area of testing:

May 25, 2023

Kevin Wang


Kevin Wang

Date

WTS

Name

Signature



Worldwide Testing Services(Taiwan) Co., Ltd.

Registration number: W6M22304-22599-EE

FCC ID: YWO-M-SH30DBS

1.2 Testing laboratory

1.2.1 Location

10m OATS

No.5-1, Lishui, Shuang Sing Village, Wanli Dist.,
New Taipei City 207, Taiwan (R.O.C.)

3 meter semi-anechoic chamber

No.35, Aly. 21, Ln. 228, Ankang Rd., Neihu Dist.,
Taipei City 114, Taiwan (R.O.C.)

Tel: 886-2-6613-0228

Worldwide Testing Services (Taiwan) Co., Ltd.

6F., No. 58, Ln. 188, Ruiguang Rd., Neihu Dist.,
Taipei City 114, Taiwan (R.O.C.)

Tel: 886-2-6606-8877

1.2.2 Details of accreditation status

Accredited testing laboratory

FCC filed test laboratory Reg. No.: TW1477, TW1072

Industry Canada filed test laboratory Reg. No.: 20037, 5107A

Test location, where different from Worldwide Testing Services (Taiwan) Co., Ltd. :

Name: ./.

Accredited no.: ./.

Street: ./.

Town: ./.

Country: ./.


1.3 Details of approval holder

Name: ELECOM CO., LTD.

Street: Fushimimachi 4-1-1, Chuo-ku,

Town: Osaka City, Osaka

Country: Japan 541-8765



Registration number: W6M22304-22599-EE

FCC ID: YWO-M-SH30DBS

1.4 Application details

Date of receipt of test item: April 18, 2023

Date of test: from April 19, 2023 to May 24, 2023

1.5 General information of Test item

Type of test item: Wireless Mouse

Model no.: M-SH30DBS

Multi-listing model no.: ./.

Brand name: ELECOM

Power supply: Battery 1.5Vd.c.

Type of antenna: PCB antenna

Antenna gain: 0.95 dBi

Technical data: 93.30 dBuV/m

Operation modes: Duplex

Modulation type: GFSK

Sample no.: #11

Special statement: ./.

Classification:

Fixed Device	<input type="checkbox"/>
Mobile Device (Human Body distance > 20cm)	<input type="checkbox"/>
Portable Device (Human Body distance < 20cm)	<input checked="" type="checkbox"/>

Manufacturer: (if applicable)

Name: ./.

Street: ./.


Town: ./.

Country: ./.

1.6 Test standards

47 CFR FCC Part 2.1093

447498 D04 Interim General RF Exposure Guidance v01



Registration number: W6M22304-22599-EE

FCC ID: YWO-M-SH30DBS

2 Test configuration

2.1 Test environment

No deviations from the technical specification(s) were ascertained in the course of the tests performed.

or

The deviations were ascertained in the course of the tests performed.

2.2 Test environment

Relative humidity content: 20 ... 75 %

Air pressure: 86 ... 103 kPa


Extreme conditions parameters: ./.

Test item Name	Uncertainty
Estimation Result of Uncertainty of Conducted Output Power Measurement (Peak Output Power (transmitter))	Expanded Uncertainty : 1.48 dB

The decision rule is: Measurement uncertainty is not included in the calculation of test results.

2.3 Test Equipment List

No.	Test equipment	Type	Serial No.	Manufacturer	Cal. Date	Next Cal. Date
ETSTW-RE 055	SPECTRUM ANALYZER	FSU 26	200074	R&S	2023/3/22	2024/3/21



Registration number: W6M22304-22599-EE
 FCC ID: YWO-M-SH30DBS

3 RF Exposure Test Exemptions

3.1 1-mW Test Exemption

$$P \leq 1\text{mW}$$

When the aggregate maximum available power of all transmitting antennas is ≤ 1 mW in the same time-averaging period.

3.2 SAR-Based Exemption

Max. time-averaged power(conducted power) or ERP $\leq P_{th}$

$$P_{th}(\text{mW}) = ERP_{20\text{cm}} \left(\frac{d}{20}\right)^x \text{ for distance } d \leq 20\text{cm}$$

$$P_{th}(\text{mW}) = ERP_{20\text{cm}} \text{ for distance } 20\text{cm} < d \leq 40\text{cm}$$


$$x = -\log_{10} \left(\frac{60}{ERP_{20\text{cm}} \sqrt{f}} \right)$$

$$ERP_{20\text{cm}} (\text{mW}) \begin{cases} 0.3\text{GHz} \leq f < 1.5\text{GHz}: 2040 * f \\ 1.5\text{GHz} \leq f \leq 6\text{GHz}: 3060 \end{cases}$$

d: cm
 f: GHz

Table B.2 – Example Power Thresholds (mW)

Frequency (MHz)	Distance (mm)										
	5	10	15	20	25	30	35	40	45	50	
300	39	65	88	110	129	148	166	184	201	217	
450	22	44	67	89	112	135	158	180	203	226	
835	9	25	44	66	90	116	145	175	207	240	
1900	3	12	26	44	66	92	122	157	195	236	
2450	3	10	22	38	59	83	111	143	179	219	
3600	2	8	18	32	49	71	96	125	158	195	
5800	1	6	14	25	40	58	80	106	136	169	



Registration number: W6M22304-22599-EE
 FCC ID: YWO-M-SH30DBS

3.3 MPE-Based Exemption

General frequency and separation-distance dependent MPE-based effective radiated power (ERP) thresholds are in Table B.1 to support an exemption from further evaluation from 300 kHz through 100 GHz.


>300kHz & distance $R > \lambda/2\pi$, MPE-based exemption

Table B.1 –Thresholds for single RF sources subject to routine environmental evaluation

RF Source Frequency			Minimum Distance			Threshold ERP
f_L MHz	-	f_H MHz	$\lambda_L / 2\pi$	-	$\lambda_H / 2\pi$	W
0.3	-	1.34	159 m	-	35.6 m	$1,920 R^2$
1.34	-	30	35.6 m	-	1.6 m	$3,450 R^2/f^2$
30	-	300	1.6 m	-	159 mm	$3.83 R^2$
300	-	1,500	159 mm	-	31.8 mm	$0.0128 R^2/f^2$
1,500	-	100,000	31.8 mm	-	0.5 mm	$19.2 R^2$

f: MHz
 R: m
 $\lambda/2\pi$
 $v=f \lambda$
 v: speed of light = $3 \times 10^8 m/s$
 f: frequency (Hz)
 λ : wavelength

f (MHz)	$\lambda / 2\pi$ (m)	$\lambda / 2\pi$ (mm)
0.125	382	381,972
13.56	3.52	3,521
300	0.159	159
918	0.052	52
2400	0.020	19.9
5250	0.009	9.09
5600	0.009	8.53
5825	0.008	8.20
6000	0.008	7.96
7000	0.007	6.82
10000	0.005	4.77



Registration number: W6M22304-22599-EE

FCC ID: YWO-M-SH30DBS

4 Exemption calculation

1-mW Test Exemption

The maximum power is 93.30 dBuV/m (0.6414 mW)

$$0.6414 \text{ mW} \leq 1\text{mW}$$

The device is qualify for simultaneous transmission SAR exemption.