

FCC PART 15 SUBPART C TEST REPORT

for

Wireless Mouse

Model No.: M-IR07DR

FCC ID: YWO-M-IR07DR

of

Applicant: **ELECOM CO., LTD**

Address: **Fushimimachi 4-1-1, Chuo-ku, Osaka City, Osaka
Japan 541-8765**

Tested and Prepared

by

Worldwide Testing Services (Taiwan) Co., Ltd.

FCC Registration No.: TW1477, TW0020, TW1072


Industry Canada filed test laboratory Reg. No.: TW1477

A2LA Accredited No.: 2732.01



Report No.: W6R21904-18926-C-1


6F, NO. 58, LANE 188, RUEY-KUANG RD., NEIHU TAIPEI 114, TAIWAN, R.O.C.
TEL: 886-2-66068877 FAX: 886-2-66068879 E-mail: wts@wts-lab.com



Registration number: W6R21904-18926-C-1
FCC ID: YWO-M-IR07DR

TABLE OF CONTENTS

1	GENERAL INFORMATION	2
1.1	NOTES.....	2
1.2	TESTING LABORATORY	3
1.2.1	<i>Location</i>	3
1.2.2	<i>Details of accreditation status</i>	3
1.3	DETAILS OF APPROVAL HOLDER.....	3
1.4	APPLICATION DETAILS	4
1.5	GENERAL INFORMATION OF TEST ITEM.....	4
1.6	TEST STANDARDS.....	4
2	TECHNICAL TEST	5
2.1	SUMMARY OF TEST RESULTS	5
2.2	TEST ENVIRONMENT	5
2.3	TEST EQUIPMENT LIST.....	6
2.4	GENERAL TEST PROCEDURE	9
3	TEST RESULTS (ENCLOSURE)	10
3.1	PEAK OUTPUT POWER (TRANSMITTER).....	11
3.2	EQUIVALENT ISOTROPIC RADIATED POWER.....	17
3.3	RF EXPOSURE COMPLIANCE REQUIREMENTS	17
3.4	OUT OF BAND RADIATED EMISSIONS.....	17
3.5	SPURIOUS EMISSION (TX)	18
3.6	RADIATED EMISSIONS FROM DIGITAL PART	20
3.7	RADIATED EMISSION ON THE BAND EDGE	21
3.8	POWER LINE CONDUCTED EMISSION	25
	APPENDIX	26



Registration number: W6R21904-18926-C-1
FCC ID: YWO-M-IR07DR

1 General Information

1.1 Notes

The purpose of conformity testing is to increase the probability of adherence to the essential requirements or conformity specifications, as appropriate.

The complexity of the technical specifications, however, means that full and thorough testing is impractical for both technical and economic reasons.

Furthermore, there is no guarantee that a test sample which has passed all the relevant tests conforms to a specification.

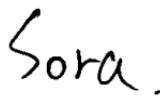
Neither is there any guarantee that such a test sample will interwork with other genuinely open systems. The existence of the tests nevertheless provides the confidence that the test sample possesses the qualities as maintained and that its performance generally conforms to representative cases of communications equipment.

The test results of this test report relate exclusively to the item tested as specified in 1.5.

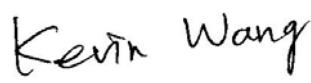
The test report may only be reproduced or published in full.


Reproduction or publication of extracts from the report requires the prior written approval of the Worldwide Testing Services(Taiwan) Co., Ltd.

Tester:

May 17, 2019	Sora Kuo	
_____	_____	_____
Date	WTS-Lab. Name	Signature

Technical responsibility for area of testing:

May 17, 2019	Kevin Wang	
_____	_____	_____
Date	WTS Name	Signature



Registration number: W6R21904-18926-C-1

FCC ID: YWO-M-IR07DR

1.2 Testing laboratory

1.2.1 Location

OATS

No.5-1, Lishui, Shuang Sing Village,
Wanli Dist., New Taipei City 207,
Taiwan (R.O.C.)

3 meter semi-anechoic chamber

No.35, Aly. 21, Ln. 228, Ankang Rd., Neihu Dist., Taipei City 114, Taiwan (R.O.C.)

TEL:886-2-6613-0228

FAX:886-2-2791-5046

Company

Worldwide Testing Services(Taiwan) Co., Ltd.

6F, NO. 58, LANE 188, RUEY-KUANG RD.

NEIHU, TAIPEI 114, TAIWAN R.O.C.

Tel : 886-2-66068877

Fax : 886-2-66068879

1.2.2 Details of accreditation status

Accredited testing laboratory

A2LA accredited number: 2732.01

FCC filed test laboratory Reg. No. TW1477, TW0020, TW1072

Industry Canada filed test laboratory Reg. No. TW1477

Test location, where different from Worldwide Testing Services (Taiwan) Co., Ltd. :

Name: ./.

Accredited number: ./.

Street: ./.

Town: ./.

Country: ./.

Telephone: ./.

Fax: ./.

1.3 Details of approval holder

Name: ELECOM CO., LTD


Street: Fushimimachi 4-1-1, Chuo-ku,

Town: Osaka City, Osaka

Country: Japan 541-8765

Telephone: +81-6-6229-1418

Fax: +81-6-6229-8030



Registration number: W6R21904-18926-C-1

FCC ID: YWO-M-IR07DR

1.4 Application details

Date of receipt of test item: May 07, 2019

Date of test: From May 08, 2019 to May 17, 2019

1.5 General information of Test item

Type of test item: Wireless Mouse

Model Number: M-IR07DR

Multi-listing model number: M-IR07DRS

Photos: see Annex

Technical data

Frequency band: 2.400-2.4835 GHz

Operation Frequency: 2.403-2.479 GHz

Frequency 1: 2.403 GHz

Frequency 2: 2.439 GHz

Frequency 3: 2.479 GHz

Operation modes: Duplex

Modulation Type: GFSK

Antenna type: PCB Antenna

Power supply: Battery 1.5 Vd.c.

Manufacturer: (if different from applicant)

Name: G.TECH TECHNOLOGY LTD.

Street: No.8, Jinyuan 1st Road, High-tech Zone, Zhuhai City,


Town: Guangdong,

Country: China, 519085

Additional information: ./.

1.6 Test standards

Technical standard : FCC RULES PART 15 SUBPART C § 15.249 (2018-10)



Registration number: W6R21904-18926-C-1

FCC ID: YWO-M-IR07DR

2 Technical test

2.1 Summary of test results

No deviations from the technical specification(s) were ascertained in the course of the tests performed.

or

The deviations as specified in 2.5 were ascertained in the course of the tests performed.

2.2 Test environment

Relative humidity content: 20 ... 75 %


Air pressure: 86 ... 103 kPa

Details Power supply: Battery 1.5 Vd.c.

Extreme conditions parameters: ./.

Test item Name	Uncertainty
Estimation Result of Uncertainty of Conducted Emission	Expanded Uncertainty : AMN : 1.30 dB Voltage probe : 1.36 dB
Estimation Result of Uncertainty of Radiated Emission(3M)	Expanded Uncertainty : 0.009-30 MHz : 2.02 dB 30-1000 MHz : 3.49 dB 1-18 GHz : 3.01 dB 18-40 GHz : 2.43 dB
Estimation Result of Uncertainty of Conducted Output Power Measurement Output power	Expanded Uncertainty : 1.72 dB
Estimation Result of Uncertainty of Band Edge Measurement	Expanded Uncertainty : 0.98 dBc

The decision rule is: Measurement uncertainty is not taken into account.




Worldwide Testing Services(Taiwan) Co., Ltd.

Registration number: W6R21904-18926-C-1

FCC ID: YWO-M-IR07DR

2.3 Test Equipment List

No.	Test equipment	Type	Serial No.	Manufacturer	Cal. Date	Next Cal. Date
ETSTW-CE 001	EMI TEST RECEIVER	ESHS10	842121/013	R&S	2019/5/20	2020/5/19
ETSTW-CE 003	AC POWER SOURCE	APS-9102	D161137	GW	Function Test	
ETSTW-CE 004	ZWEILEITER-V-NETZNACHBILDUNG TWO-LINE V-NETWORK	ESH3-Z5	840731/011	R&S	2018/11/1	2019/10/31
ETSTW-CE 006	IMPULSBEGRENZER PULSE LIMITER	ESH3-Z2	100226	R&S	2018/8/21	2019/8/20
ETSTW-CE 008	HF-EICHLITUNG RF STEP ATTENUATOR 139dB DPSP	334.6010.02	844581/024	R&S	Function Test	
ETSTW-CE 009	TEMP.&HUMIDITY CHAMBER	GTH-225-40-1P-U	MAA0305-009	GIANT FORCE	2018/7/13	2019/7/12
ETSTW-CE 016	TWO-LINE V-NETWORK	ENV216	100050	R&S	2018/9/25	2019/9/24
ETSTW-CE 028	MXE EMI Receiver	N9038A	MY53220110	Agilent	2018/7/16	2019/7/15
ETSTW-RE 003	EMI TEST RECEIVER	ESI 26	831438/001	R&S	2019/5/20	2020/5/19
ETSTW-RE 004	EMI TEST RECEIVER	ESI 40	832427/004	R&S	2019/5/20	2020/5/19
ETSTW-RE 012	TUNABLE BANDREJECT FILTER	D.C 0309	146	K&L	Function Test	
ETSTW-RE 013	TUNABLE BANDREJECT FILTER	D.C 0336	397	K&L	Function Test	
ETSTW-RE 018	MICROWAVE HORN ANTENNA	AT4560	27212	AR	2018/7/13	2019/7/12
ETSTW-RE 027	Passive Loop Antenna	6512	00034563	ETS-Lindgren	2018/7/12	2019/7/11
ETSTW-RE 030	Double-Ridged Guide Horn Antenna	3117	00035224	ETS-Lindgren	2019/4/2	2020/4/1
ETSTW-RE 042	Biconical Antenna	HK116	100172	R&S	2019/1/29	2020/1/28
ETSTW-RE 043	Log-Periodic Dipole Antenna	HL223	100166	R&S	2019/4/23	2020/4/22
ETSTW-RE 044	Log-Periodic Antenna	HL050	100094	R&S	2019/5/13	2020/5/12
ETSTW-RE 045	ESA-E SERIES SPECTRUM ANALYZER	E4404B	MY45111242	Agilent	Pre-test Use	
ETSTW-RE 050	Attenuator 10dB	50HF-010-1	None	JFW	2019/2/27	2020/2/26
ETSTW-RE 051	Attenuator 6dB	50HF-006-1	None	JFW	2019/2/27	2020/2/26
ETSTW-RE 053	Attenuator 3dB	50HF-003-1	None	JFW	2019/2/27	2020/2/26
ETSTW-RE 055	SPECTRUM ANALYZER	FSU 26	200074	R&S	2019/3/5	2020/3/4
ETSTW-RE 060	Attenuator 30dB	5015-30	F651012z-01	ATM	2019/2/27	2020/2/26
ETSTW-RE 062	Amplifier Module	CHC 2	None	KMIC	2019/3/15	2020/3/14
ETSTW-RE 064	Bluetooth Test Set	MT8852B-042	6K00005709	Anritsu	Function Test	
ETSTW-RE 069	Double-Ridged Guide Horn Antenna	3117	00069377	ETS-Lindgren	Function Test	
ETSTW-RE 072	CELL SITE TEST SET	8921A	3339A00375	HP	2018/9/17	2019/9/16
ETSTW-RE 088	SOLID STATE AMPLIFIER	KMA180265A01	99057	KMIC	2018/9/18	2019/9/17
ETSTW-RE 091	Match Pad	MDCS1500	None	WOKEN	2019/5/9	2020/5/8
ETSTW-RE 099	DC Block	50DB-007-1	None	JFW	2019/2/22	2020/2/21
ETSTW-RE 112	AC POWER SOURCE	TFC-1005	T-0A023536	T-Power	Function test	
ETSTW-RE 115	2.4GHz Notch Filter	N0124411	473874	MICROWAVE CIRCUITS	2019/1/15	2020/1/14
ETSTW-RE 120	RF Player	MP9200	MP9210-111022	ADIVIC	Function test	




Worldwide Testing Services(Taiwan) Co., Ltd.

Registration number: W6R21904-18926-C-1

FCC ID: YWO-M-IR07DR


ETSTW-RE 122	SIGNAL GENERATOR	SMF100A	102149	R&S	2019/5/20	2020/5/19
ETSTW-RE 125	5GHz Notch filter	5NSL11-5200/E221.3-O/O	1	K&L Microwave	2018/8/8	2019/8/7
ETSTW-RE 126	5GHz Notch filter	5NSL12-5800/E221.3-O/O	1	K&L Microwave	2018/8/8	2019/8/7
ETSTW-RE 127	RF Switch Box	RFS-01	None	WTS	2019/2/26	2020/2/25
ETSTW-RE 128	5.3GHz Notch filter	N0153001	SN487233	Microwave Circuits	2018/8/8	2019/8/7
ETSTW-RE 129	5.5GHz Notch filter	N0555984	SN487234	Microwave Circuits	2018/8/8	2019/8/7
ETSTW-RE 130	Handheld RF Spectrum Analyzer	N9340A	CN0147000204	Agilent	Pre-test Use	
ETSTW-RE 142	Amplifier	8447D	2805A03378	Agilent	2019/3/15	2020/3/14
ETSTW-RE 147	Bi-log Hybrid Antenna	MCTD 2786B	BLB16M04005	ETC	2019/4/2	2020/4/1
ETSTW-RE 151	Thermohygrometer	608-h1	45104376	TESTO	2018/8/17	2019/8/16
ETSTW-EMI 011	USB Compact Modulator	SFC-U	101689	R&S	2019/5/16	2020/5/15
ETSTW-EMS 008	Exposure Level Tester	ELT-400	G-0009	Narda	2018/7/17	2019/7/16
ETSTW-GSM 002	Universal Radio Communication Tester	CMU 200	109439	R&S	2019/3/5	2020/3/4
ETSTW-GSM 003	Radio Communication Analyzer	MT8820C	6201342073	Anritsu	2019/3/26	2020/3/25
ETSTW-GSM 004	Wideband Radio Communication Tester	CMW500	128092	R&S	2018/10/19	2019/10/18
ETSTW-GSM 019	Band Reject Filter	WRCTF824/849-822/851-40 /12+9SS	3	WI	2019/1/14	2020/1/13
ETSTW-GSM 020	Band Reject Filter	WRCD1747/1748-1743/1752-32/5SS	1	WI	2019/1/14	2020/1/13
ETSTW-GSM 021	Band Reject Filter	WRCD1879.5/1880.5-1875.5/1884.5-32/5SS	3	WI	2019/1/14	2020/1/13
ETSTW-GSM 022	Band Reject Filter	WRCT901.9/903.1-904.25-50/8SS	1	WI	2019/1/14	2020/1/13
ETSTW-GSM 023	Power Divider	4901.19.A	None	SUHNER	2018/9/12	2019/9/11
ETSTW-GSM 024	Radio Communication Analyzer	MT8821C	None	Anritsu	2019/3/5	2020/3/4
ETSTW-GSM 025	Band Reject Filter	BRM19835	001	Micro-Tronics	2018/8/9	2019/8/8
ETSTW-Cable 011	SMA to N type Cable	RGU-400	None	THERMAX	Pre-test Use NCR	
ETSTW-Cable 016	BNC Cable	Switch Box	B Cable 1	Schwarz beck	2019/2/21	2020/2/20
ETSTW-Cable 017	BNC Cable	X Cable	B Cable 2	Schwarz beck	2019/2/21	2020/2/20
ETSTW-Cable 018	BNC Cable	Y Cable	B Cable 3	Schwarz beck	2019/2/21	2020/2/20
ETSTW-Cable 019	BNC Cable	Z Cable	B Cable 4	Schwarz beck	2019/2/21	2020/2/20
ETSTW-Cable 020	N TYPE Cable	OATS Cable 1	N30N30-L335-15M	JYE BAO CO.,LTD.	2018/7/2	2019/7/1
ETSTW-Cable 026	Microwave Cable	SUCOFLEX 104	279075	HUBER+SUHNER	2019/2/25	2020/2/24
ETSTW-Cable 027	Microwave Cable	SUCOFLEX 104	279083	HUBER+SUHNER	2019/5/10	2020/5/9
ETSTW-Cable 028	Microwave Cable	FA147A0015M2020	30064-2	UTIFLEX	2018/9/18	2019/9/17
ETSTW-Cable 029	Microwave Cable	FA147A0015M2020	30064-3	UTIFLEX	2018/9/18	2019/9/17
ETSTW-Cable 030	Microwave Cable	SUCOFLEX 104 (S Cable 9)	279067	HUBER+SUHNER	2019/2/25	2020/2/24
ETSTW-Cable 031	Microwave Cable	SUCOFLEX 104 (S Cable 10)	238092	HUBER+SUHNER	2019/3/15	2020/3/14
ETSTW-Cable 043	Microwave Cable	SUCOFLEX 104	317576	HUBER+SUHNER	2019/3/15	2020/3/14
ETSTW-Cable 048	Microwave Cable	SUCOFLEX 104	325519	HUBER+SUHNER	2019/3/15	2020/3/14
ETSTW-Cable 058	Microwave Cable	SUCOFLEX 104	none	HUBER+SUHNER	2018/6/9	2019/6/8



Worldwide Testing Services(Taiwan) Co., Ltd.

Registration number: W6R21904-18926-C-1
 FCC ID: YWO-M-IR07DR

ETSTW-Cable 064	Microwave Cable	SUCOFLEX 104	MY28891	HUBER+SUHNER	2019/3/15	2020/3/14
ETSTW-Cable 066	SMA type cable	32022	None	ASTROLAB	2019/3/15	2020/3/14
ETSTW-Cable 071	N TYPE CABLE	EMCCFD400-NM- NM-25000	170239	EMCI	2018/6/9	2019/6/8
WTSTW-SW 002	EMI TEST SOFTWARE	EZ EMC	None	Farad	Version ETS-03A1	
WTSTW-SW 006	EMI TEST SOFTWARE	e3	None	AUDIX	Version 9.161014	
WTSTW-SW 008	Signal studio	Agilent	None	AUDIX	Version 2.0.0.1	



Registration number: W6R21904-18926-C-1
FCC ID: YWO-M-IR07DR

2.4 General Test Procedure

POWER LINE CONDUCTED INTERFERENCE: The procedure used was ANSI STANDARD C63.10-2013 6.2 using a LISN (if necessary). Both lines were observed. The bandwidth of the spectrum analyzer was 10 kHz with an appropriate sweep speed.

RADIATION INTERFERENCE: The test procedure used was according to ANSI STANDARD C63.10-2013 6.3 employing a spectrum analyzer. For investigated frequency is equal to or below 1GHz, the RBW and VBW of the spectrum analyzer was 100 kHz and 100kHz respectively with an appropriate sweep speed. For investigated frequency is above 1GHz, both of RBW and VBW of the spectrum analyzer were 1 MHz with an appropriate sweep speed. The analyzer was calibrated in dB above a microvolt at the output of the antenna.

FORMULA OF CONVERSION FACTORS: The Field Strength at 3m was established by adding the meter reading of the spectrum analyzer (which is set to read in units of dB μ V) to the antenna correction factor supplied by the antenna manufacturer. The antenna correction factors are stated in terms of dB.

Example:


Freq (MHz) METER READING + ACF + CABLE LOSS (to the receiver) = FS
33 20 dB μ V + 10.36 dB + 6 dB = 36.36 dB μ V/m @3m

ANSI STANDARD C63.10-2013 6.2.2 MEASUREMENT PROCEDURES: The EUT was placed on a table 80 cm height and with dimensions of 1m by 1.5m (non metallic table). The EUT was placed in the centre of the table. The table used for radiated measurements is capable of continuous rotation. The spectrum was scanned from 30 MHz to 10th harmonic of the fundamental.

Peak readings were taken in three (3) orthogonal planes and the highest readings.

When an emission was found, the table was rotated to produce the maximum signal strength. At this point, the antenna was raised and lowered from 1m to 4m. The antenna was placed in both the horizontal and vertical planes.

ANSI STANDARD C63.10-2013 B.2.7: Any measurements that utilize special test software shall be indicated and referenced in the test report. During testing, test software 'EZ EMC' was used for setting up different operation modes.



Registration number: W6R21904-18926-C-1
FCC ID: YWO-M-IR07DR

3 Test results (enclosure)

Test case	Para. Number	Required	Test passed	Test failed
Peak Output Power	15.249 (a)	<input checked="" type="checkbox"/>	<input checked="" type="checkbox"/>	<input type="checkbox"/>
Spurious Emissions radiated – Transmitter operating	15.249 (e)	<input checked="" type="checkbox"/>	<input checked="" type="checkbox"/>	<input type="checkbox"/>
Spurious Emissions conducted – Transmitter operating	15.249 (e)	<input type="checkbox"/>	<input type="checkbox"/>	<input type="checkbox"/>
Radiated Emission from Digital Part	15.109	<input checked="" type="checkbox"/>	<input checked="" type="checkbox"/>	<input type="checkbox"/>
Out of Band Spurious Emission, Band edge-Transmitter operating	15.249 (e)	<input checked="" type="checkbox"/>	<input checked="" type="checkbox"/>	<input type="checkbox"/>
Power Line Conducted Emission	15.207	<input type="checkbox"/>	<input type="checkbox"/>	<input type="checkbox"/>

The following is intentionally left blank.



Worldwide Testing Services(Taiwan) Co., Ltd.

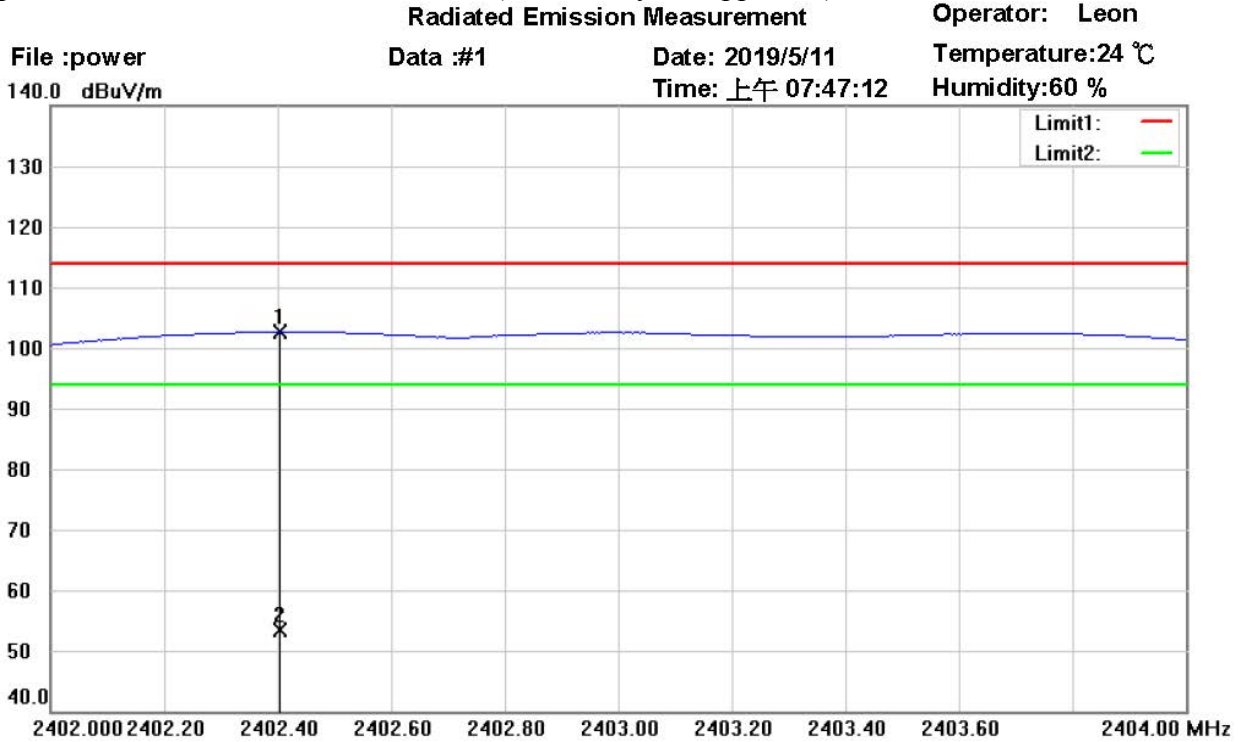
Registration number: W6R21904-18926-C-1
 FCC ID: YWO-M-IR07DR

3.1 Peak Output Power (transmitter)

FCC Rule: 15.249 (b)


This measurement applies to equipment with an integral antenna and to equipment with an antenna connector and equipped with an antenna as declared by the applicant.

The power was measured with modulation (declared by the applicant).



Site : Chamber
 Condition : FCC 15.249 power_PK Polarization: *Horizontal*
 EUT : W6R21904-18926 Power : 1.5 Vd.c.
 M/N: Distance: 3m
 Test Mode : TX 2403MHz
 Note :

Mk.	Frequency (MHz)	Reading (dBuV)	Detector	Corr. factor (dB/m)	Result (dBuV/m)	Limit (dBuV/m)	Ant.Pos (cm)	Tab.Pos (deg.)	Margin (dB)	Comment
*	2402.401	64.13	peak	38.51	102.64	114.00	100	14	-11.36	
	2402.401	14.75	AVG	38.51	53.26	94.00	100	14	-40.74	



Worldwide Testing Services(Taiwan) Co., Ltd.

Registration number: W6R21904-18926-C-1
 FCC ID: YWO-M-IR07DR

Radiated Emission Measurement

Operator: Leon

File :power

Data :#2

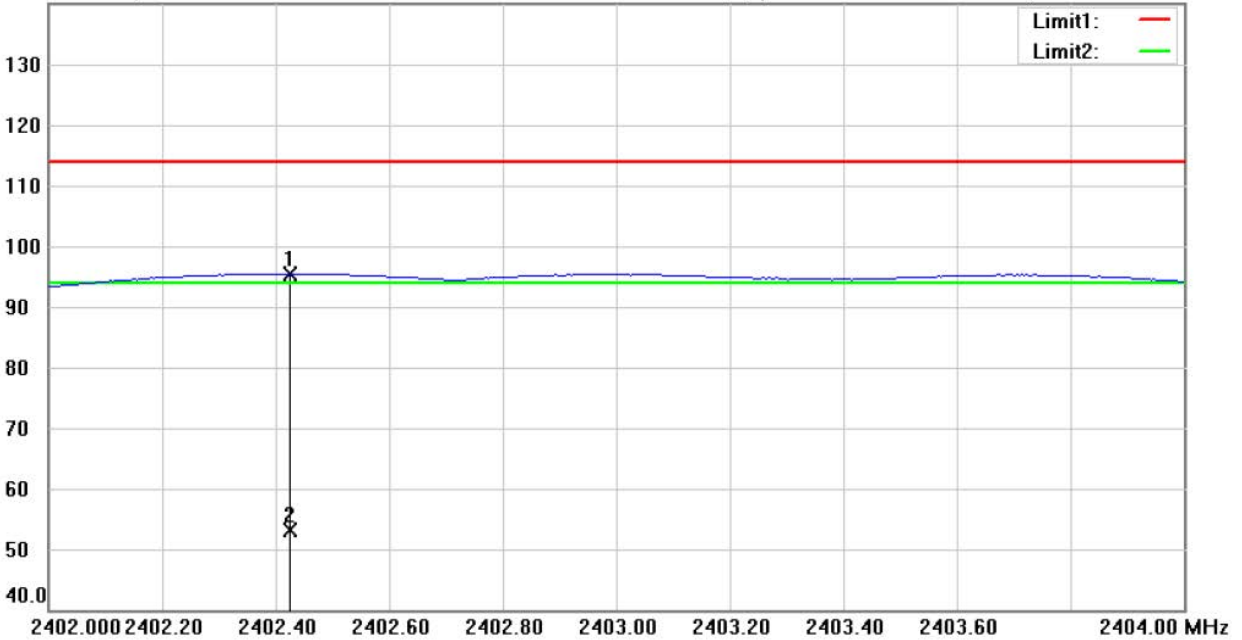
Date: 2019/5/11

Temperature:24 °C

140.0 dBuV/m

Time: 上午 07:50:38

Humidity:60 %



Site : Chamber

Condition : FCC 15.249 power_PK

Polarization: **Vertical**

EUT : W6R21904-18926

Power : 1.5 Vd.c.


M/N:

Distance: 3m

Test Mode : TX 2403MHz

Note :

Mk.	Frequency (MHz)	Reading (dBuV)	Detector	Corr. factor (dB/m)	Result (dBuV/m)	Limit (dBuV/m)	Ant.Pos (cm)	Tab.Pos (deg.)	Margin (dB)	Comment
*	2402.421	56.93	peak	38.51	95.44	114.00	101	122	-18.56	
	2402.421	14.61	AVG	38.51	53.12	94.00	101	122	-40.88	



Worldwide Testing Services(Taiwan) Co., Ltd.

Registration number: W6R21904-18926-C-1
 FCC ID: YWO-M-IR07DR

Radiated Emission Measurement

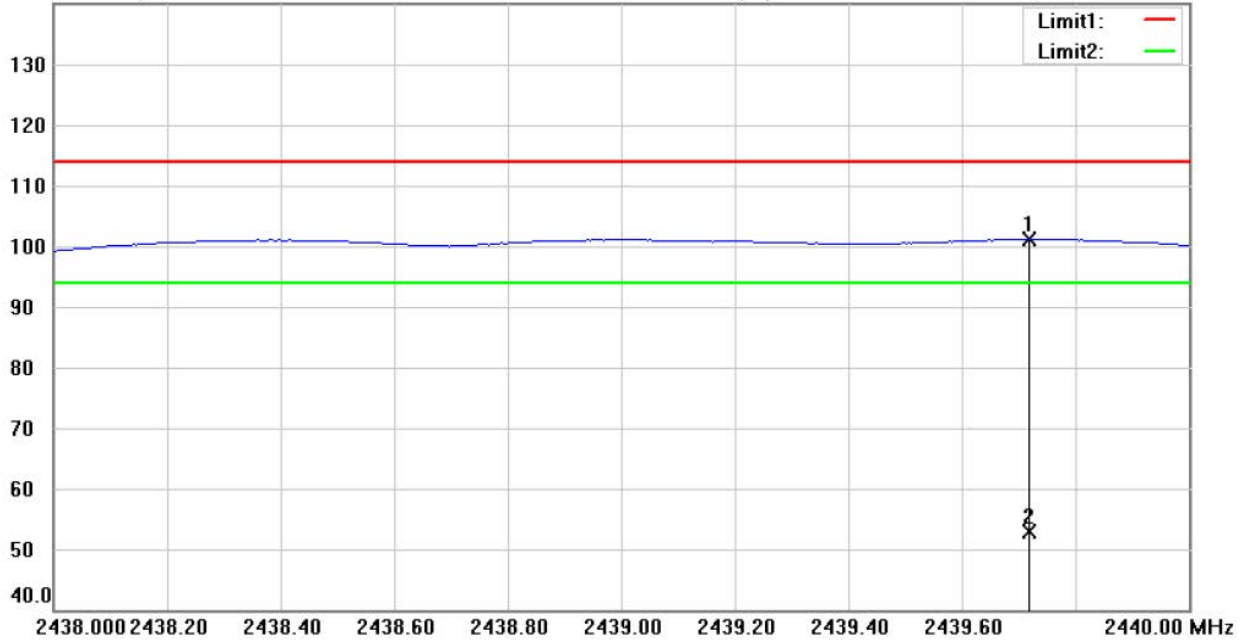
Operator: Leon

File :power
 140.0 dBuV/m

Data :#1

Date: 2019/5/11
 Time: 下午 09:57:49

Temperature:24 °C
 Humidity:60 %



Site : Chamber

Condition : FCC 15.249 power_PK

EUT : W6R21904-18926

M/N:

Test Mode : TX 2439MHz


Note :

Polarization: *Horizontal*

Power : 1.5 Vd.c.

Distance: 3m

Mk.	Frequency (MHz)	Reading (dBuV)	Detector	Corr. factor (dB/m)	Result (dBuV/m)	Limit (dBuV/m)	Ant.Pos (cm)	Tab.Pos (deg.)	Margin (dB)	Comment
*	2439.719	62.48	peak	38.63	101.11	114.00	100	133	-12.89	
	2439.719	14.21	AVG	38.63	52.84	94.00	100	133	-41.16	



Worldwide Testing Services(Taiwan) Co., Ltd.

Registration number: W6R21904-18926-C-1
 FCC ID: YWO-M-IR07DR

Radiated Emission Measurement

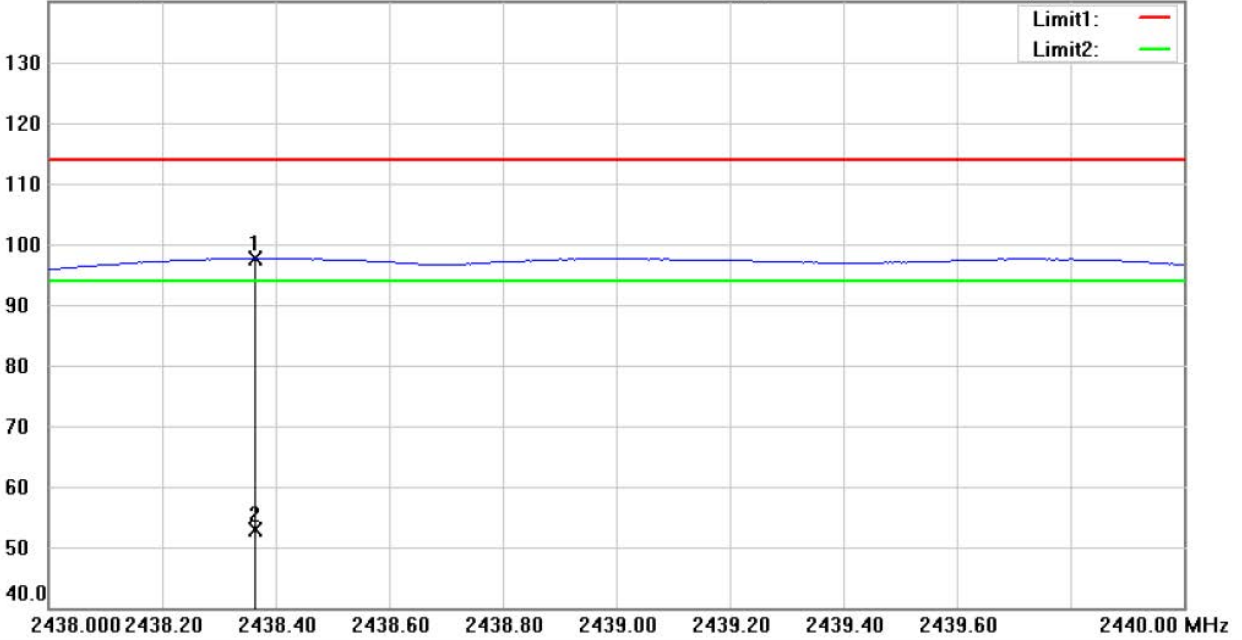
Operator: Leon

File :power
 140.0 dBuV/m

Data :#2

Date: 2019/5/11
 Time: 下午 10:03:20

Temperature:24 °C
 Humidity:60 %



Site : Chamber

Condition : FCC 15.249 power_PK

EUT : W6R21904-18926

M/N:

Test Mode : TX 2439MHz


Note :

Polarization: **Vertical**

Power : 1.5 Vd.c.

Distance: 3m

Mk.	Frequency (MHz)	Reading (dBuV)	Detector	Corr. factor (dB/m)	Result (dBuV/m)	Limit (dBuV/m)	Ant.Pos (cm)	Tab.Pos (deg.)	Margin (dB)	Comment
*	2438.361	59.02	peak	38.62	97.64	114.00	140	189	-16.36	
	2438.361	14.17	AVG	38.62	52.79	94.00	140	189	-41.21	



Worldwide Testing Services(Taiwan) Co., Ltd.

Registration number: W6R21904-18926-C-1
 FCC ID: YWO-M-IR07DR

Radiated Emission Measurement

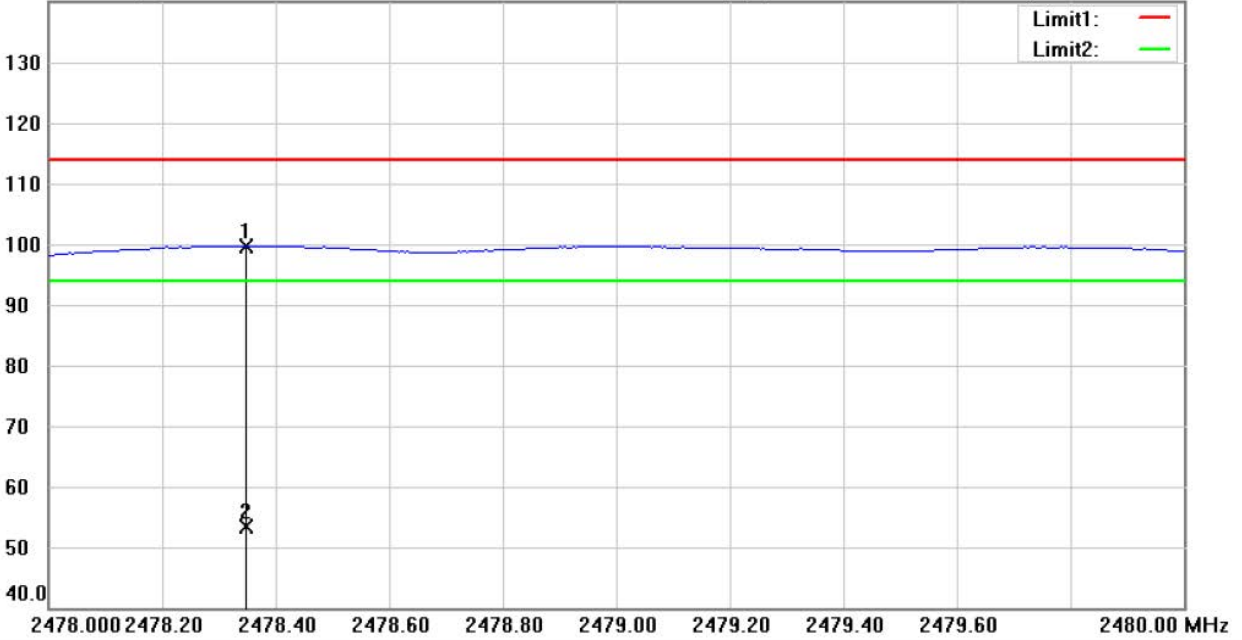
Operator: Leon

File :power
 140.0 dBuV/m

Data :#1

Date: 2019/5/11
 Time: 上午 08:55:32

Temperature:24 °C
 Humidity:60 %



Site : Chamber

Condition : FCC 15.249 power_PK

EUT : W6R21904-18926

M/N:

Test Mode : TX 2479MHz


Note :

Polarization: *Horizontal*

Power : 1.5 Vd.c.

Distance: 3m

Mk.	Frequency (MHz)	Reading (dBuV)	Detector	Corr. factor (dB/m)	Result (dBuV/m)	Limit (dBuV/m)	Ant.Pos (cm)	Tab.Pos (deg.)	Margin (dB)	Comment
*	2478.345	61.00	peak	38.75	99.75	114.00	100	130	-14.25	
	2478.345	14.66	AVG	38.75	53.41	94.00	100	130	-40.59	



Worldwide Testing Services(Taiwan) Co., Ltd.

Registration number: W6R21904-18926-C-1
 FCC ID: YWO-M-IR07DR

Radiated Emission Measurement

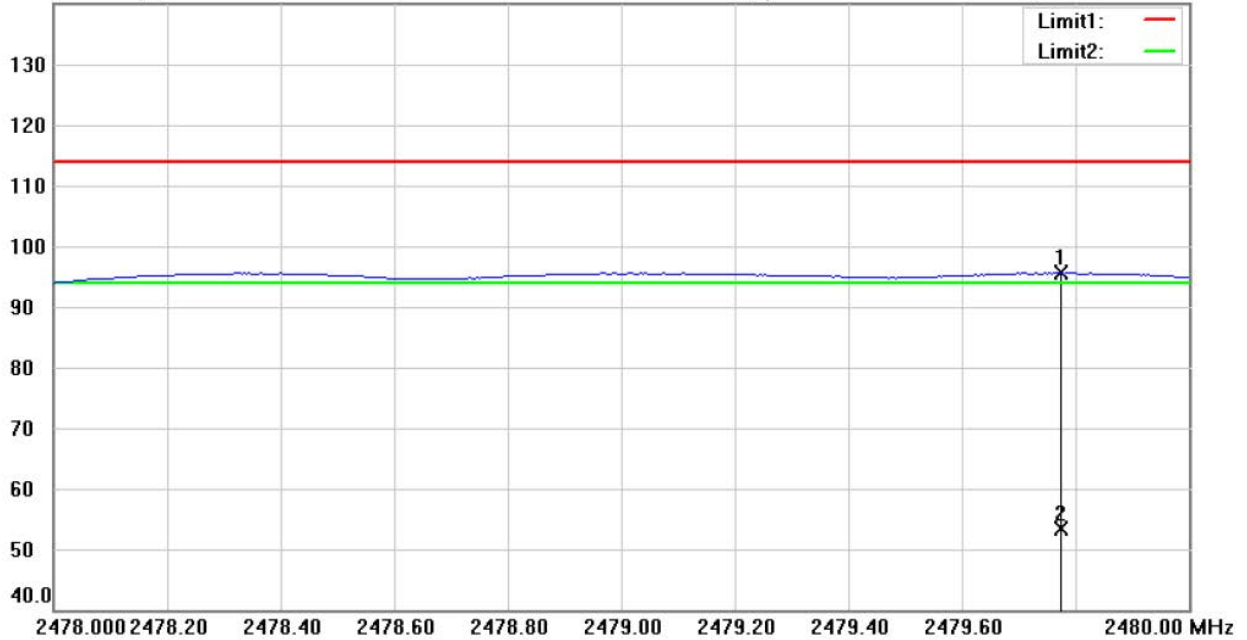
Operator: Leon

File :power
 140.0 dBuV/m

Data :#2

Date: 2019/5/11
 Time: 上午 09:07:15

Temperature:24 °C
 Humidity:60 %



Site : Chamber

Condition : FCC 15.249 power_PK

EUT : W6R21904-18926

M/N:

Test Mode : TX 2479MHz

Note :


Polarization: **Vertical**

Power : 1.5 Vd.c.

Distance: 3m

Mk.	Frequency (MHz)	Reading (dBuV)	Detector	Corr. factor (dB/m)	Result (dBuV/m)	Limit (dBuV/m)	Ant.Pos (cm)	Tab.Pos (deg.)	Margin (dB)	Comment
*	2479.772	56.83	peak	38.76	95.59	114.00	100	130	-18.41	
	2479.772	14.57	AVG	38.76	53.33	94.00	100	130	-40.67	

Test equipment used: ETSTW-RE 004, ETSTW-RE 030, ETSTW-RE 062, ETSTW-RE 142, ETSTW-RE 147



Registration number: W6R21904-18926-C-1

FCC ID: YWO-M-IR07DR

3.2 Equivalent isotropic radiated power

Because using an permanent antenna there are no deviations from the radiated test results according 3.1.

3.3 RF Exposure Compliance Requirements

Not applicable for this EUT for the low power level.

3.4 Out of Band Radiated Emissions

FCC Rule: 15.249 (d)(e), 15.35(b)

Emissions radiated outside of the specified frequency bands, except for harmonics, shall be attenuated by at least 50 dB below the level of the fundamental or to the general radiated emission limits in Section 15.209, whichever is the lesser attenuation.

For frequency above 1000 MHz, the field strength limits are based on average limits. However, the peak field strength of any emission shall not exceed the maximum permitted average limits specified above by more than 20 dB under any condition of modulation. For point-to-point operation, the peak field strength shall not exceed 2500 millivolts/meter at 3 meters along the antenna azimuth.

Limits:

Frequency of Emission (MHz)	Field strength (microvolts/meter)	Field Strength (dB microvolts/meter)
30 - 88	100	40.0
88 – 216	150	43.5
216 – 960	200	46.5
Above 960	500	54.0

For frequencies above 1 GHz (Peak measurements).


Limit + 20 dB $54.0 \text{ dB}\mu\text{V/m} + 20 \text{ dB} = 74\text{dB}\mu\text{V/m}$

Or

Must be attenuated at least 50dB below the level of fundament

Test equipment used: ETSTW-RE 004, ETSTW-RE 062, ETSTW-RE 142, ETSTW-RE 147, ETSTW-RE 030

Explanation: Please see attached diagram as appendix.



Worldwide Testing Services(Taiwan) Co., Ltd.

Registration number: W6R21904-18926-C-1

FCC ID: YWO-M-IR07DR

3.5 Spurious emission (tx)

Spurious emission was measured with modulation (declared by manufacturer).

Emissions radiated outside of the specified frequency bands, except for harmonics, shall be attenuated by at least 50 dB below the level of the fundamental or to the general radiated emission limits in Section 15.209, whichever is the lesser attenuation.

For frequencies above 1000 MHz, the field strength limits are based on average limits. However, the peak field strength of any emission shall not exceed the maximum permitted average limits specified above by more than 20 dB under any condition of modulation. For point-to-point operation, the peak field strength shall not exceed 2500 millivolts/meter at 3 meters along the antenna azimuth.

SAMPLE CALCULATION OF LIMIT. ALL results will be updated by an automatic measuring system in accordance with point 2.3.

The peak and average spurious emission plots was measured with the average limits.

The critical peak value listed in the table agree with the above calculated limits.

Summary table with radiated data of the test plots

Model: M-IR07DR Date: --
 Mode: -- Temperature: -- °C Engineer: --
 Polarization: Horizontal Humidity: -- %


Frequency (MHz)	Reading (dBuV)	Detector	Factor (dB)	Result (dBuV/m)	Limit (dBuV/m)	Margin (dB)	Table Degree (Deg.)	Ant. High (cm)
--	--	--	--	--	--	--	--	--
--	--	--	--	--	--	--	--	--

Frequency (MHz)	Reading (dBuV)		Factor (dB) Corr.	Result @3m (dBuV/m)		Limit @3m (dBuV/m)		Margin (dB)	Table Degree (Deg.)	Ant. High (cm)
	Peak	Ave.		Peak	Ave.	Peak	Ave.			
--	--	--	--	--	--	--	--	--	--	--
--	--	--	--	--	--	--	--	--	--	--

Polarization: Vertical

Frequency (MHz)	Reading (dBuV)	Detector	Factor (dB)	Result (dBuV/m)	Limit (dBuV/m)	Margin (dB)	Table Degree (Deg.)	Ant. High (cm)
--	--	--	--	--	--	--	--	--
--	--	--	--	--	--	--	--	--

Frequency (MHz)	Reading (dBuV)		Factor (dB) Corr.	Result @3m (dBuV/m)		Limit @3m (dBuV/m)		Margin (dB)	Table Degree (Deg.)	Ant. High (cm)
	Peak	Ave.		Peak	Ave.	Peak	Ave.			
--	--	--	--	--	--	--	--	--	--	--
--	--	--	--	--	--	--	--	--	--	--




Registration number: W6R21904-18926-C-1

FCC ID: YWO-M-IR07DR

- Note**
- 1. Correction Factor = Antenna factor + Cable loss - Preamplifier**
 - 2. The formula of measured value as: Test Result = Reading + Correction Factor**
 - 3. Detector function in the form : PK = Peak, QP = Quasi Peak, AV = Average**
 - 4. All not in the table noted test results are more than 20 dB below the relevant limits.**
 - 5. Up Line: PK Limit Line, Down Line: Ave Limit Line.**
 - 6. Please see attached diagrams in appendix.**

TEST RESULT (Transmitter): The unit DOES meet the FCC requirements.

Test equipment used: ETSTW-RE 004, ETSTW-RE 062, ETSTW-RE 142, ETSTW-RE 147,
ETSTW-RE 030, ETSTW-RE 088, ETSTW-RE 018



Registration number: W6R21904-18926-C-1

FCC ID: YWO-M-IR07DR

3.6 Radiated Emissions from Receiver Part

Summary table with radiated data of the test plots

Model: M-IR07DR Date: --
 Mode: -- Temperature: -- °C Engineer: --
 Polarization: Horizontal Humidity: -- %

Frequency (MHz)	Reading (dBuV)	Detector	Factor (dB)	Result (dBuV/m)	Limit (dBuV/m)	Margin (dB)	Table Degree (Deg.)	Ant. High (cm)
--	--	--	--	--	--	--	--	--
--	--	--	--	--	--	--	--	--

Frequency (MHz)	Reading (dBuV)		Factor (dB) Corr.	Result @3m (dBuV/m)		Limit @3m (dBuV/m)		Margin (dB)	Table Degree (Deg.)	Ant. High (cm)
	Peak	Ave.		Peak	Ave.	Peak	Ave.			
--	--	--	--	--	--	--	--	--	--	--
--	--	--	--	--	--	--	--	--	--	--

Polarization: Vertical


Frequency (MHz)	Reading (dBuV)	Detector	Factor (dB)	Result (dBuV/m)	Limit (dBuV/m)	Margin (dB)	Table Degree (Deg.)	Ant. High (cm)
--	--	--	--	--	--	--	--	--
--	--	--	--	--	--	--	--	--

Frequency (MHz)	Reading (dBuV)		Factor (dB) Corr.	Result @3m (dBuV/m)		Limit @3m (dBuV/m)		Margin (dB)	Table Degree (Deg.)	Ant. High (cm)
	Peak	Ave.		Peak	Ave.	Peak	Ave.			
--	--	--	--	--	--	--	--	--	--	--
--	--	--	--	--	--	--	--	--	--	--

- Note**
1. Correction Factor = Antenna factor + Cable loss - Preamplifier
 2. The formula of measured value as: Test Result = Reading + Correction Factor
 3. Detector function in the form : PK = Peak, QP = Quasi Peak, AV = Average
 4. All not in the table noted test results are more than 20 dB below the relevant limits.
 5. Up Line: PK Limit Line, Down Line: Ave Limit Line.
 6. The test results are listed in the separated test report no.: W6R21904-18926-P-15B.

TEST RESULT (Transmitter): The unit DOES meet the FCC requirements.

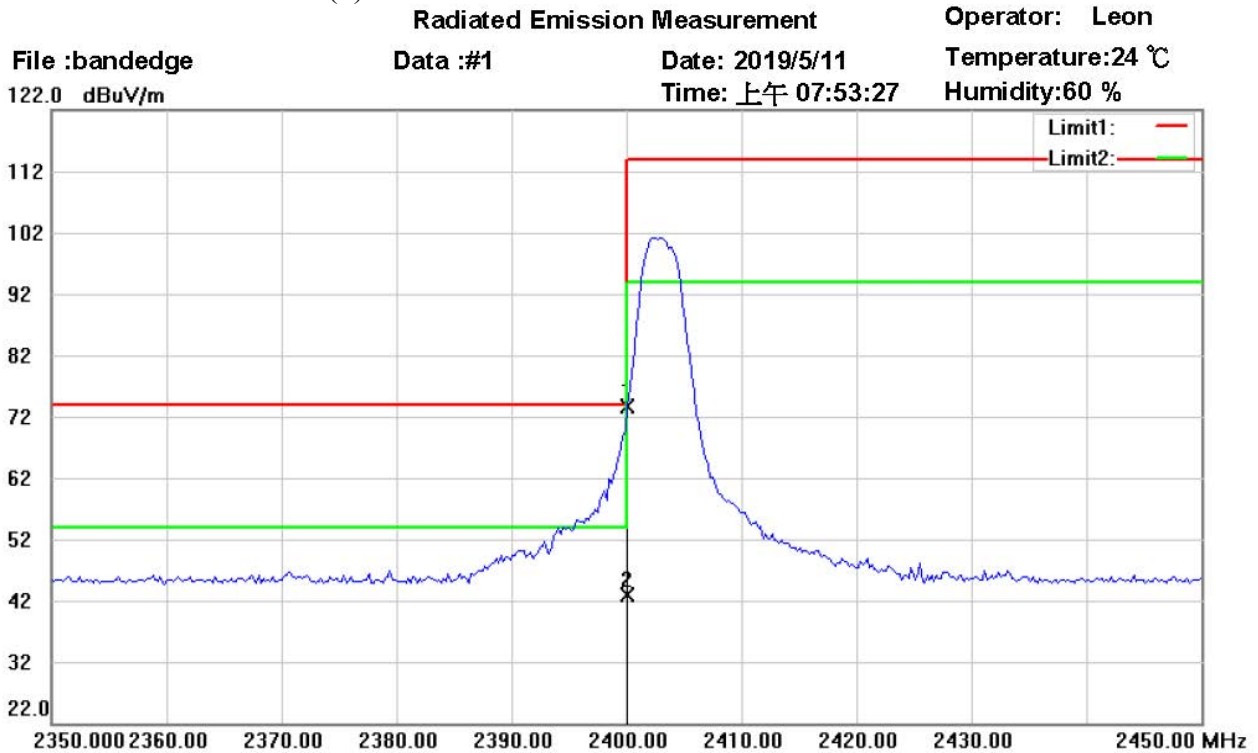
Test equipment used: ETSTW-RE 004, ETSTW-RE 062, ETSTW-RE 142, ETSTW-RE 147,
 ETSTW-RE 030, ETSTW-RE 088, ETSTW-RE 018



Registration number: W6R21904-18926-C-1
 FCC ID: YWO-M-IR07DR


3.7 Radiated Emission on the band edge

From the following plots, they show that the fundamental emissions are confined in the specified band and they are at least 50 dB below the carrier level at band edge (2400 and 2483.5 MHz). It meets the requirement of section 15.249(d).



Site : Chamber
 Condition : FCC 15.249 PK (Bandedge) Polarization: *Horizontal*
 EUT : W6R21904-18926 Power : 1.5 Vd.c.
 M/N: Distance: 3m
 Test Mode : TX 2403MHz
 Note :

Mk.	Frequency (MHz)	Reading (dBuV)	Detector	Corr. factor (dB/m)	Result (dBuV/m)	Limit (dBuV/m)	Ant.Pos (cm)	Tab.Pos (deg.)	Margin (dB)	Comment
*	2400.000	35.19	peak	38.50	73.69	74.00	100	14	-0.31	
	2400.000	4.26	AVG	38.50	42.76	54.00	100	14	-11.24	



Worldwide Testing Services(Taiwan) Co., Ltd.

Registration number: W6R21904-18926-C-1
 FCC ID: YWO-M-IR07DR

Radiated Emission Measurement

Operator: Leon

File :bandedge

Data :#2

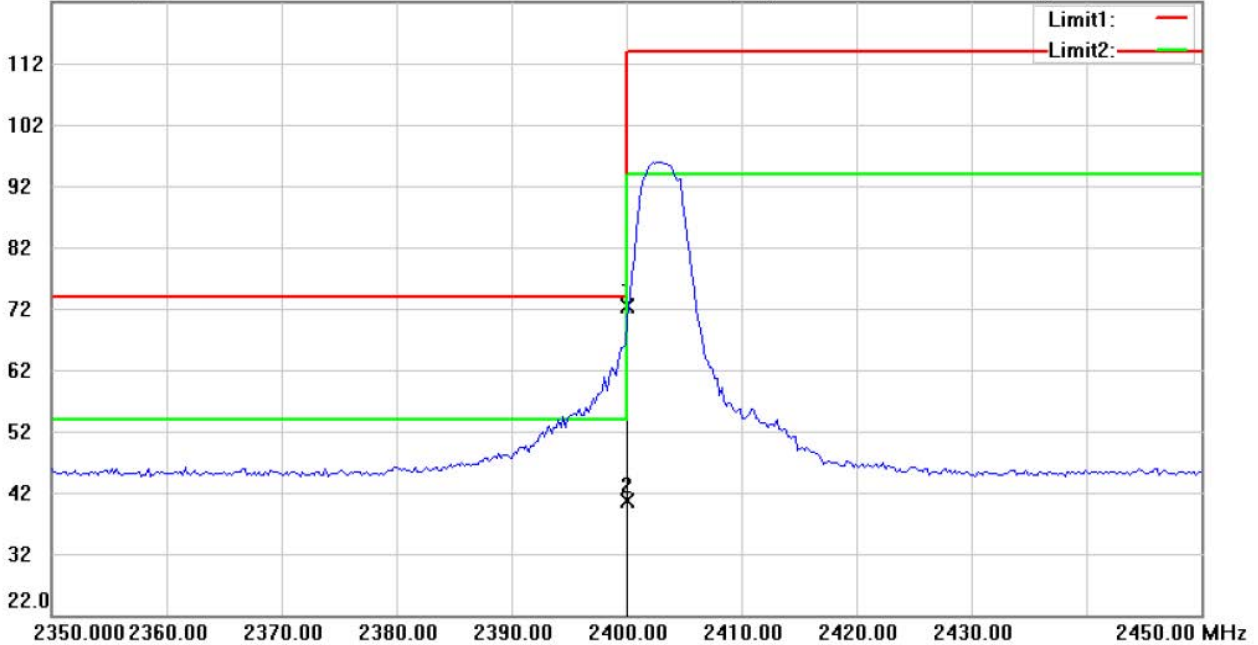
Date: 2019/5/11

Temperature:24 °C

122.0 dBuV/m

Time: 上午 07:55:53

Humidity:60 %



Site : Chamber

Condition : FCC 15.249 PK (Bandedge)

Polarization: *Vertical*

EUT : W6R21904-18926

Power : 1.5 Vd.c.


M/N:

Distance: 3m

Test Mode : TX 2403MHz

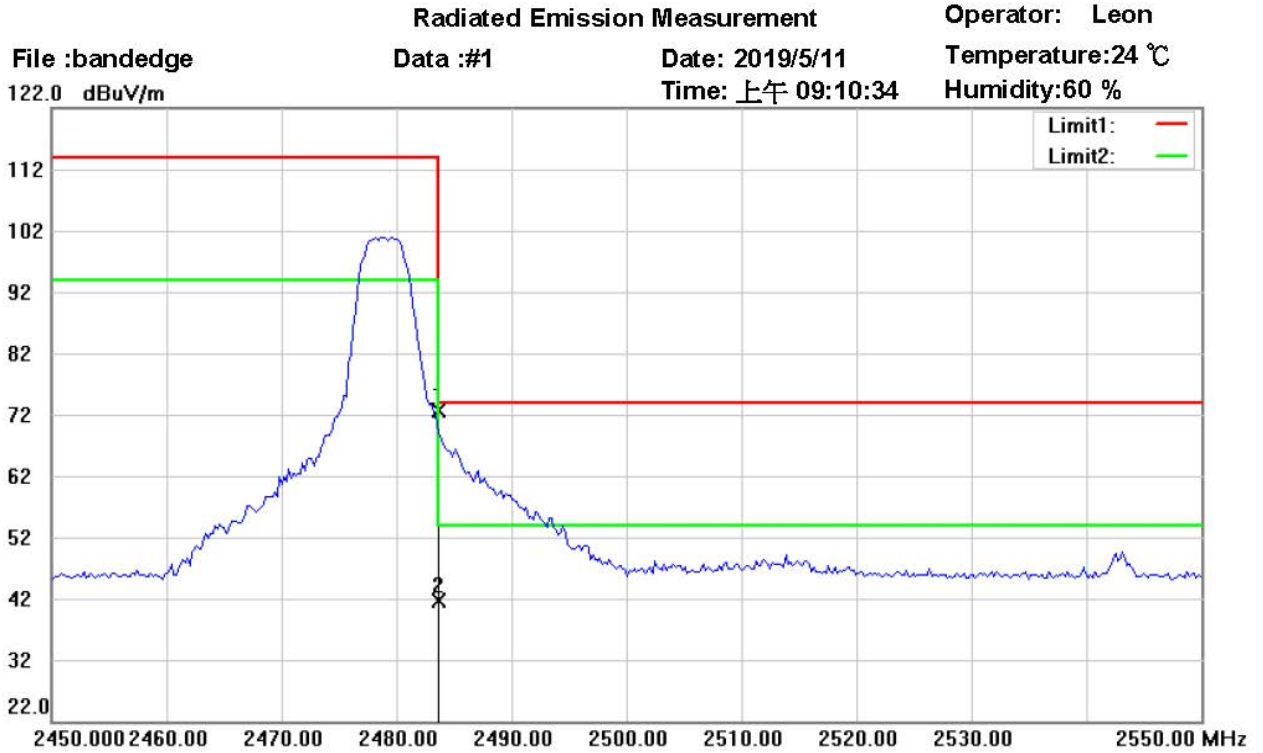
Note :

Mk.	Frequency (MHz)	Reading (dBuV)	Detector	Corr. factor (dB/m)	Result (dBuV/m)	Limit (dBuV/m)	Ant.Pos (cm)	Tab.Pos (deg.)	Margin (dB)	Comment
*	2400.000	33.92	peak	38.50	72.42	74.00	101	122	-1.58	
	2400.000	2.14	AVG	38.50	40.64	54.00	101	122	-13.36	



Worldwide Testing Services(Taiwan) Co., Ltd.

Registration number: W6R21904-18926-C-1
 FCC ID: YWO-M-IR07DR



Site : Chamber

Condition : FCC 15.249 PK (Bandedge)

EUT : W6R21904-18926

M/N:

Test Mode : TX 2479MHz


Note :

Polarization: *Horizontal*

Power : 1.5 Vd.c.

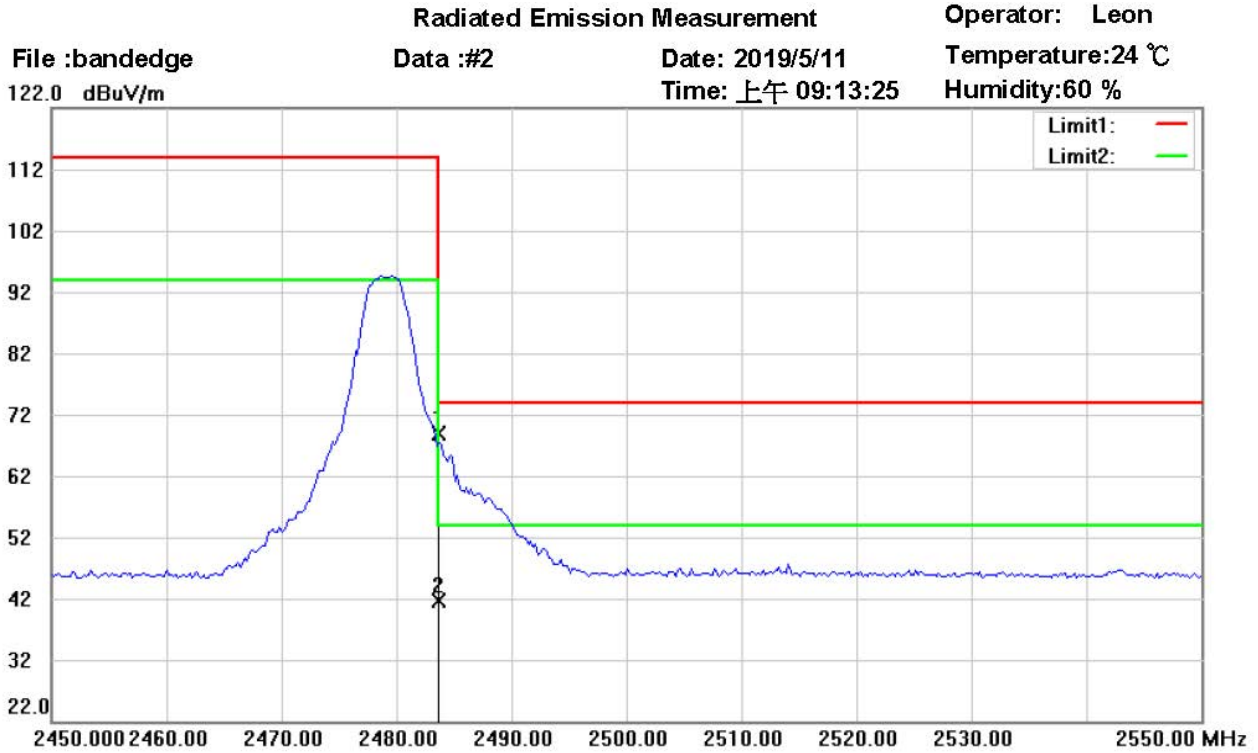
Distance: 3m

Mk.	Frequency (MHz)	Reading (dBuV)	Detector	Corr. factor (dB/m)	Result (dBuV/m)	Limit (dBuV/m)	Ant.Pos (cm)	Tab.Pos (deg.)	Margin (dB)	Comment
*	2483.522	33.76	peak	38.77	72.53	74.00	100	130	-1.47	
	2483.522	2.79	AVG	38.77	41.56	54.00	100	130	-12.44	



Worldwide Testing Services(Taiwan) Co., Ltd.

Registration number: W6R21904-18926-C-1
 FCC ID: YWO-M-IR07DR




Site : Chamber
 Condition : FCC 15.249 PK (Bandedge) Polarization: *Vertical*
 EUT : W6R21904-18926 Power : 1.5 Vd.c.
 M/N:
 Test Mode : TX 2479MHz Distance: 3m
 Note :

Mk.	Frequency (MHz)	Reading (dBuV)	Detector	Corr. factor (dB/m)	Result (dBuV/m)	Limit (dBuV/m)	Ant.Pos (cm)	Tab.Pos (deg.)	Margin (dB)	Comment
*	2483.521	30.04	peak	38.77	68.81	74.00	100	130	-5.19	
	2483.521	2.77	AVG	38.77	41.54	54.00	100	130	-12.46	

Limit:

Frequency Range (MHz)	Limit (dB μ V/m)	
	Peak	Average
902 – 928	114	94
2400 – 2483.5	74	54
5725 – 5875	74	54

Test equipment used: ETSTW-RE 004, ETSTW-RE 030, ETSTW-RE 062, ETSTW-RE 142, ETSTW-RE 147



Registration number: W6R21904-18926-C-1

FCC ID: YWO-M-IR07DR

3.8 Power Line Conducted Emission

For an intentional radiator which is designed to be connected to the public utility (AC) power line, the radio frequency voltage that is conducted back onto the AC line on any frequency or frequencies within the band 150 kHz to 30 MHz shall not exceed the limits in the table bellows with this provision shall be based on the measurement of the radio frequency voltage between each power line and ground at the power terminals.

This measurement was transact first with instrumentation using an average and peak detector and a 10 kHz bandwidth. If the peak detector achieves a calculated level, the measurement is repeated by an instrumentation using a quasi-peak detector.

Model: M-IR07DR Date: --
 Mode: -- Temperature: -- °C Engineer: --
 Polarization: -- Humidity: -- %

Frequency (MHz)	Reading (dBuV)		Factor (dB) Corr.	Result (dBuV)		Limit (dBuV)		Margin (dB)
	QP	Ave.		QP	Ave.	QP	Ave.	
--	--	--	--	--	--	--	--	--
--	--	--	--	--	--	--	--	--
--	--	--	--	--	--	--	--	--
--	--	--	--	--	--	--	--	--
--	--	--	--	--	--	--	--	--
--	--	--	--	--	--	--	--	--

Polarization: --


Frequency (MHz)	Reading (dBuV)		Factor (dB) Corr.	Result (dBuV)		Limit (dBuV)		Margin (dB)
	QP	Ave.		QP	Ave.	QP	Ave.	
--	--	--	--	--	--	--	--	--
--	--	--	--	--	--	--	--	--
--	--	--	--	--	--	--	--	--
--	--	--	--	--	--	--	--	--
--	--	--	--	--	--	--	--	--
--	--	--	--	--	--	--	--	--

- Note:**
1. The formula of measured value as: **Test Result = Reading + Correction Factor**
 2. **The Correction Factor = Cable Loss + LISN Insertion Loss**
 3. **Detector function in the form : PK = Peak, QP = Qusai Peak, AV = Average**
 4. **All not in the table noted test results are more than 20 dB below the relevant limits.**
 5. **Up Line: QP Limit Line, Down Line: Ave Limit Line.**
 6. **This test is not required because the EUT uses battery.**

Limits:

Frequency of Emission (MHz)	Conducted Limit (dBuV)	
	Quasi Peak	Average
0.15-0.5	66 to 56	56 to 46
0.5-5	56	46
5-30	60	50

Test equipment used: ETSTW-CE 001, ETSTW-CE 016, ETSTW-RE 045.



Registration number: W6R21904-18926-C-1
FCC ID: YWO-M-IR07DR

Appendix

Measurement diagrams

Spurious Emissions radiated



Radiated Emission Measurement

Operator: Leon

File :1

Data :#1

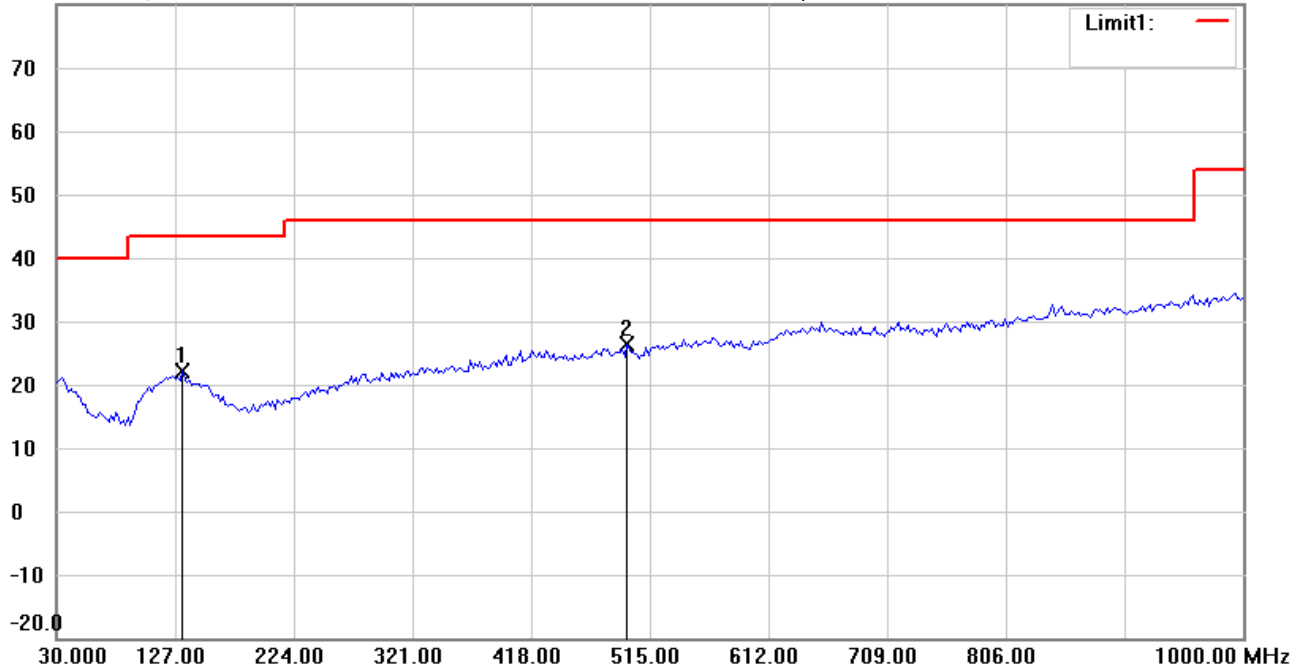
Date: 2019/5/11

Temperature:24 °C

80.0 dBuV/m

Time: 上午 05:47:15

Humidity:60 %



Site : Chamber

Condition : FCC_part 15 RE-Class C_30-1000MHz

Polarization: *Horizontal*

EUT : W6R21904-18926

Power : 1.5 Vd.c.

M/N:

Distance: 3m

Test Mode : TX 2403MHz

Note :

Mk.	Frequency (MHz)	Reading (dBuV)	Detector	Corr. factor (dB/m)	Result (dBuV/m)	Limit (dBuV/m)	Ant.Pos (cm)	Tab.Pos (deg.)	Margin (dB)	Comment
	133.0261	28.37	peak	-6.33	22.04	43.50	100	75	-21.46	
*	496.5331	28.96	peak	-2.66	26.30	46.00	100	90	-19.70	



Radiated Emission Measurement

Operator: Leon

File :1

Data :#2

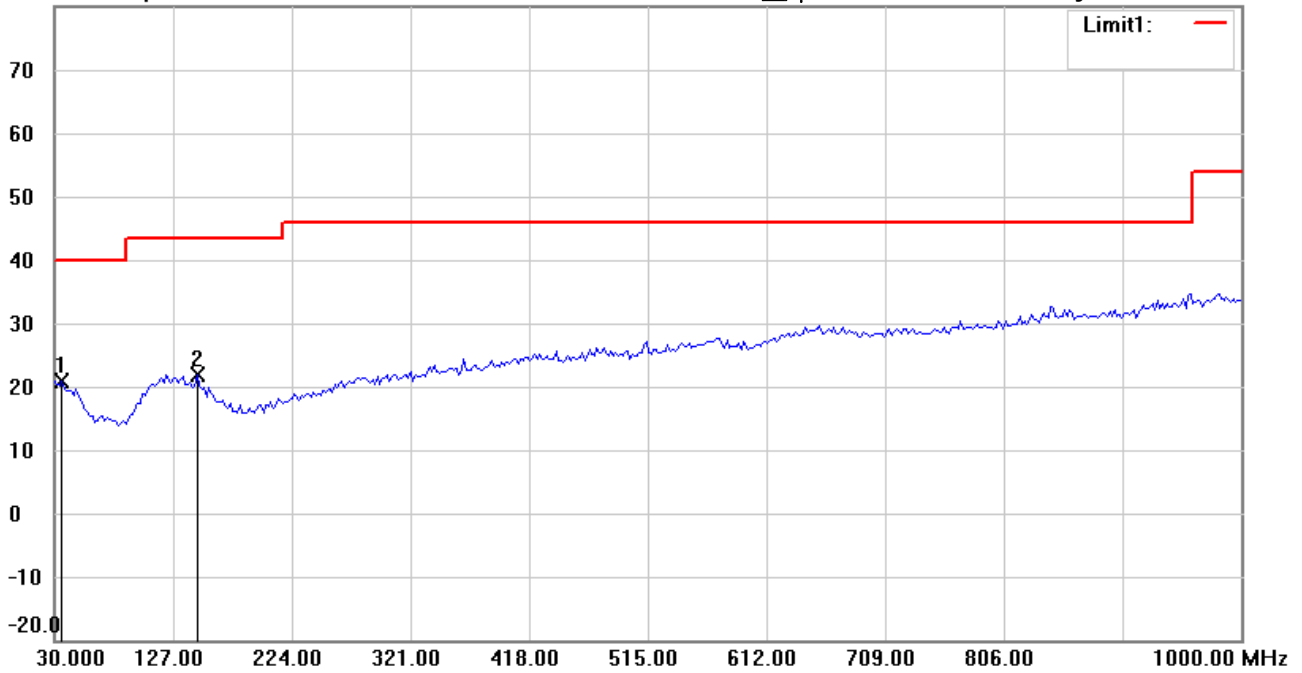
Date: 2019/5/11

Temperature:24 °C

80.0 dBuV/m

Time: 上午 05:49:27

Humidity:60 %



Site : Chamber

Condition : FCC_part 15 RE-Class C_30-1000MHz

EUT : W6R21904-18926

M/N:

Test Mode : TX 2403MHz

Note :

Polarization: **Vertical**

Power : 1.5 Vd.c.

Distance: 3m

Mk.	Frequency (MHz)	Reading (dBuV)	Detector	Corr. factor (dB/m)	Result (dBuV/m)	Limit (dBuV/m)	Ant.Pos (cm)	Tab.Pos (deg.)	Margin (dB)	Comment
*	35.8316	28.39	peak	-7.59	20.80	40.00	100	80	-19.20	
	146.6333	29.21	peak	-7.33	21.88	43.50	100	35	-21.62	



Radiated Emission Measurement

Operator: Leon

File :3

Data :#1

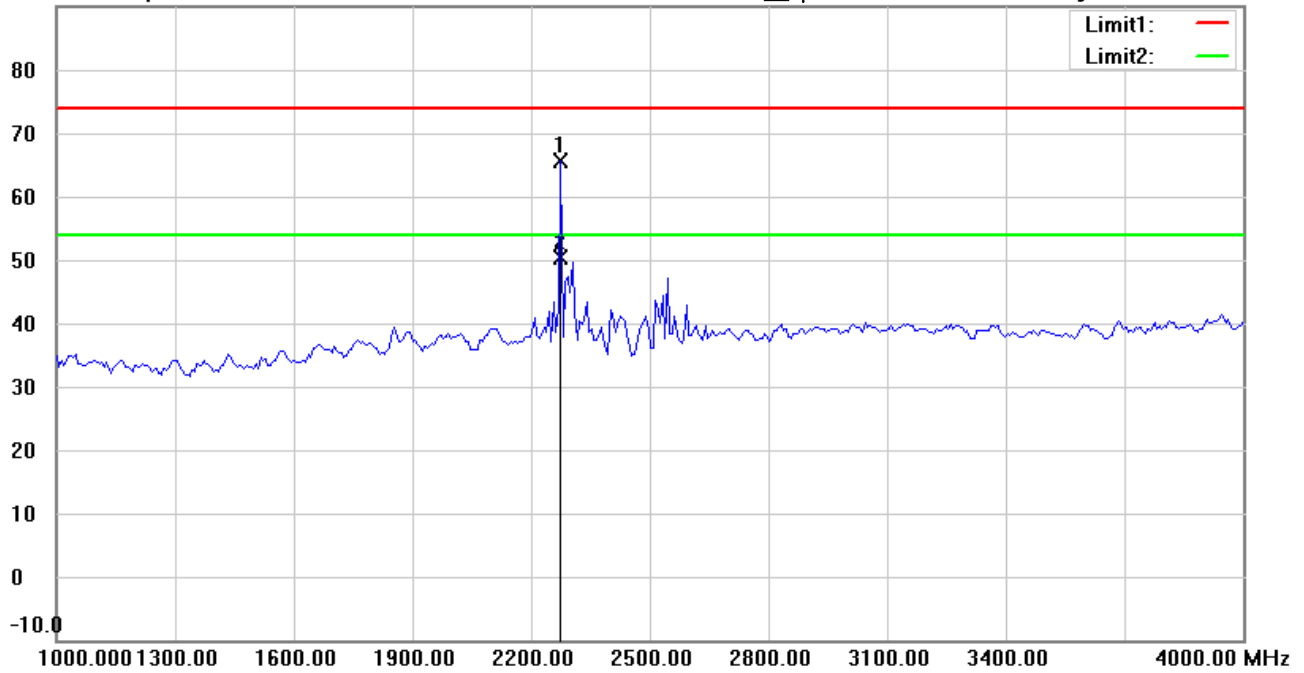
Date: 2019/5/11

Temperature:24 °C

90.0 dBuV/m

Time: 上午 08:02:12

Humidity:60 %



Site : Chamber

Condition : FCC_part 15 RE-Class C_Above 1GHz_PK

Polarization: *Horizontal*

EUT : W6R21904-18926

Power : 1.5 Vd.c.

M/N:

Distance: 3m

Test Mode : TX 2403MHz

Note :

Mk.	Frequency (MHz)	Reading (dBuV)	Detector	Corr. factor (dB/m)	Result (dBuV/m)	Limit (dBuV/m)	Ant.Pos (cm)	Tab.Pos (deg.)	Margin (dB)	Comment
	2274.549	70.56	peak	-5.05	65.51	74.00	210	193	-8.49	
*	2274.549	55.39	AVG	-5.05	50.34	54.00	210	193	-3.66	



Radiated Emission Measurement

Operator: Leon

File :3

Data :#2

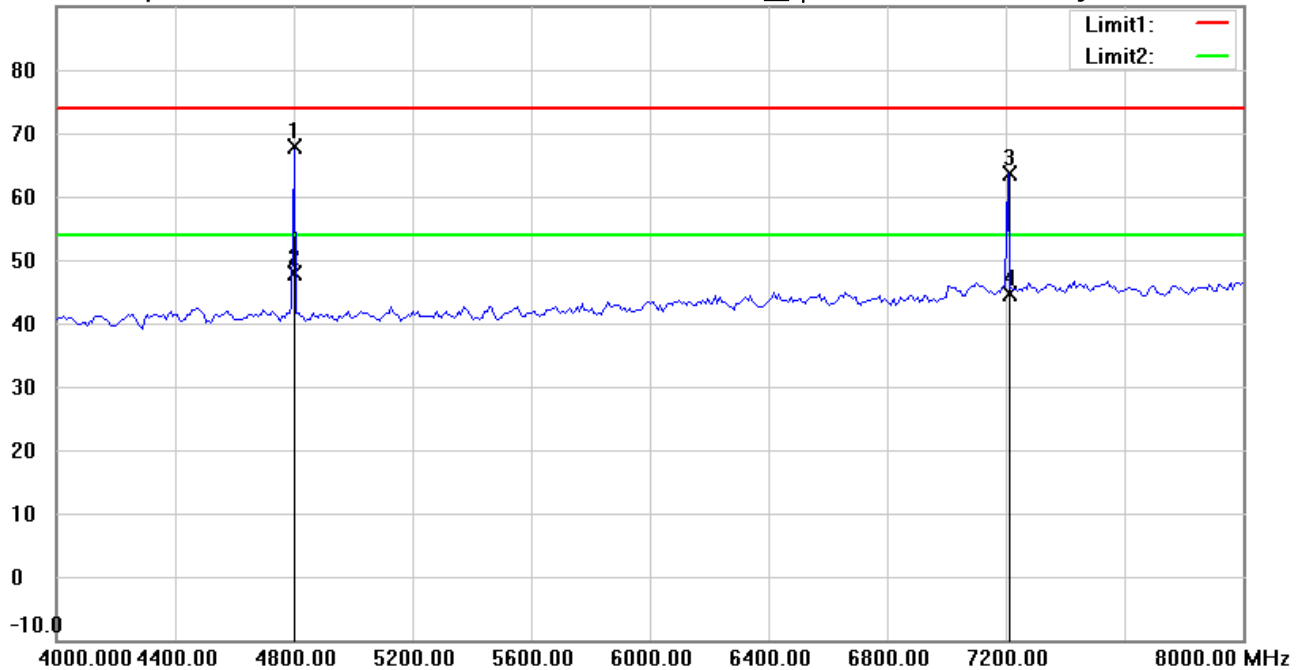
Date: 2019/5/11

Temperature:24 °C

90.0 dBuV/m

Time: 上午 08:04:36

Humidity:60 %



Site : Chamber

Condition : FCC_part 15 RE-Class C_Above 1GHz_PK

Polarization: *Horizontal*

EUT : W6R21904-18926

Power : 1.5 Vd.c.

M/N:

Distance: 3m

Test Mode : TX 2403MHz

Note :

Mk.	Frequency (MHz)	Reading (dBuV)	Detector	Corr. factor (dB/m)	Result (dBuV/m)	Limit (dBuV/m)	Ant.Pos (cm)	Tab.Pos (deg.)	Margin (dB)	Comment
	4801.603	68.47	peak	-0.60	67.87	74.00	250	105	-6.13	
*	4801.603	48.56	AVG	-0.60	47.96	54.00	250	105	-6.04	
	7206.413	59.48	peak	4.26	63.74	74.00	160	200	-10.26	
	7206.413	40.26	AVG	4.26	44.52	54.00	160	200	-9.48	



Address:6F.,No.58,Ln 188,Ruey Kuang Rd,Neihu,Taipei
 Tel:+886-2-6606-8877
 Fax:+886-2-6606-8879

Radiated Emission Measurement

Operator: Leon

File :3

Data :#3

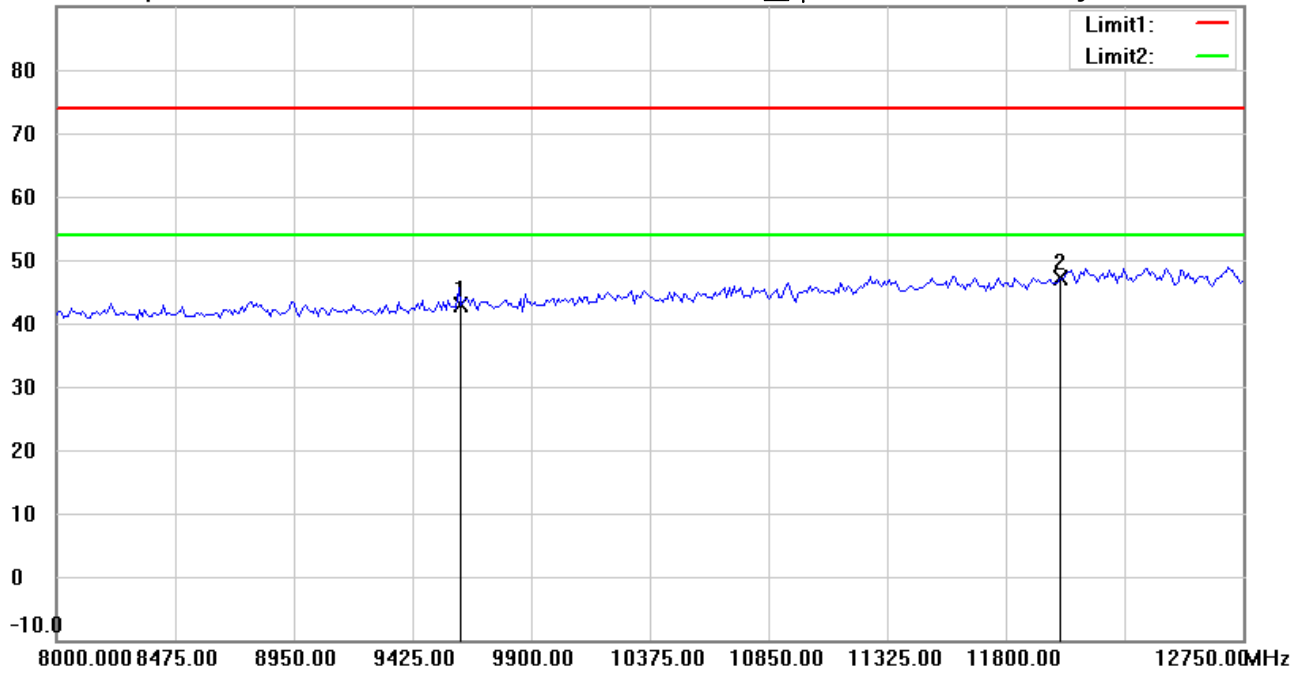
Date: 2019/5/11

Temperature:24 °C

90.0 dBuV/m

Time: 上午 08:06:51

Humidity:60 %



Site : Chamber

Condition : FCC_part 15 RE-Class C_Above 1GHz_PK

Polarization: *Horizontal*

EUT : W6R21904-18926

Power : 1.5 Vd.c.

M/N:

Distance: 3m

Test Mode : TX 2403MHz

Note :

Mk.	Frequency (MHz)	Reading (dBuV)	Detector	Corr. factor (dB/m)	Result (dBuV/m)	Limit (dBuV/m)	Ant.Pos (cm)	Tab.Pos (deg.)	Margin (dB)	Comment
	9612.000	35.34	peak	7.58	42.92	74.00	100	75	-31.08	
*	12015.000	34.59	peak	12.54	47.13	74.00	100	20	-26.87	

*:Maximum data x:Over limit !:over margin



Radiated Emission Measurement

Operator: Leon

File :3

Data :#7

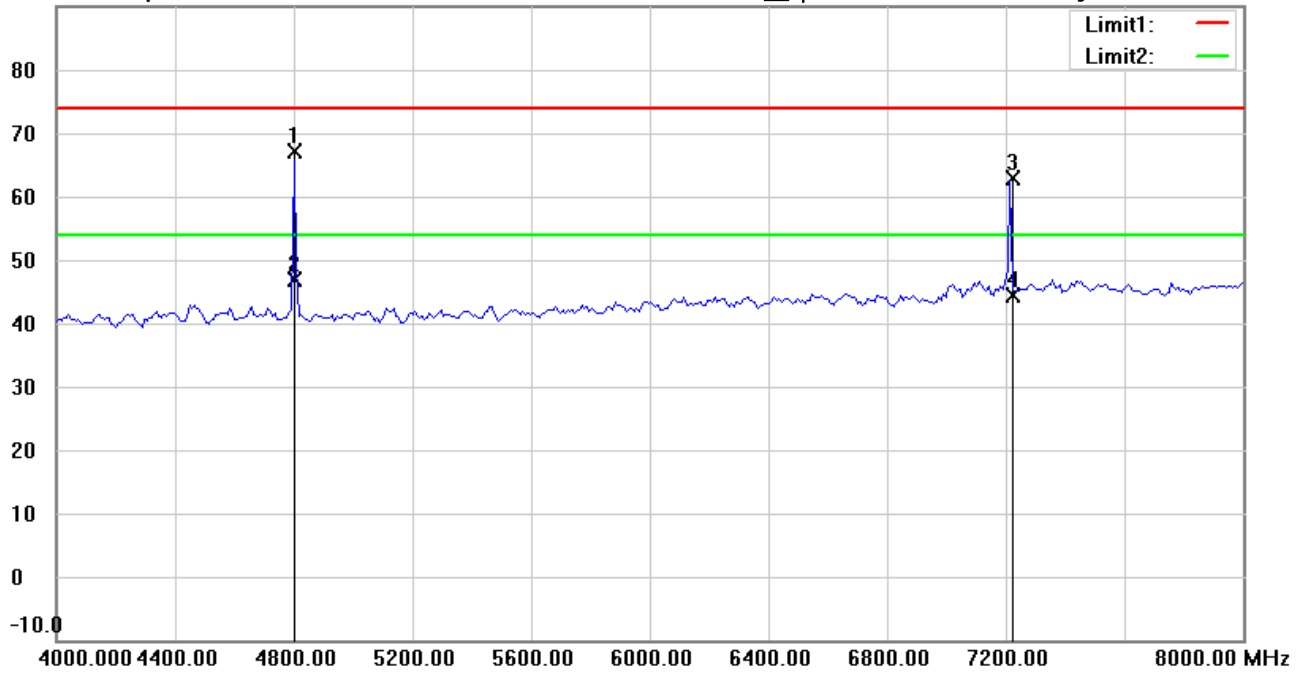
Date: 2019/5/11

Temperature:24 °C

90.0 dBuV/m

Time: 上午 08:15:57

Humidity:60 %



Site : Chamber

Condition : FCC_part 15 RE-Class C_Above 1GHz_PK

Polarization: **Vertical**

EUT : W6R21904-18926

Power : 1.5 Vd.c.

M/N:

Distance: 3m

Test Mode : TX 2403MHz

Note :

Mk.	Frequency (MHz)	Reading (dBuV)	Detector	Corr. factor (dB/m)	Result (dBuV/m)	Limit (dBuV/m)	Ant.Pos (cm)	Tab.Pos (deg.)	Margin (dB)	Comment
*	4801.603	67.64	peak	-0.60	67.04	74.00	210	192	-6.96	
	4801.603	47.55	AVG	-0.60	46.95	54.00	210	192	-7.05	
	7214.429	58.63	peak	4.27	62.90	74.00	130	179	-11.10	
	7214.429	40.12	AVG	4.27	44.39	54.00	130	179	-9.61	



Address:6F.,No.58,Ln 188,Ruey Kuang Rd,Neihu,Taipei
 Tel:+886-2-6606-8877
 Fax:+886-2-6606-8879

Radiated Emission Measurement

Operator: Leon

File :3

Data :#4

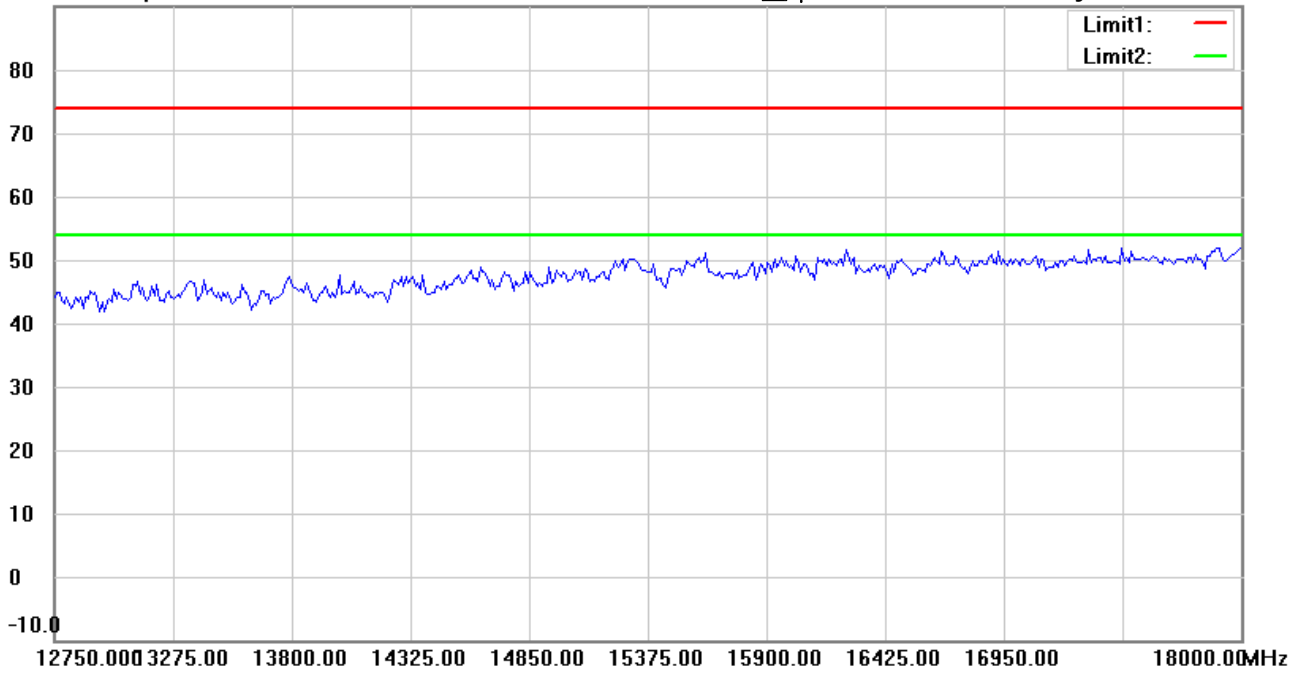
Date: 2019/5/11

Temperature:24 °C

90.0 dBuV/m

Time: 上午 08:09:12

Humidity:60 %



Site : Chamber

Condition : FCC_part 15 RE-Class C_Above 1GHz_PK

Polarization: *Horizontal*

EUT : W6R21904-18926

Power : 1.5 Vd.c.

M/N:

Distance: 3m

Test Mode : TX 2403MHz

Note :

Mk.	Frequency (MHz)	Reading (dBuV)	Detector	Corr. factor (dB/m)	Result (dBuV/m)	Limit (dBuV/m)	Ant.Pos (cm)	Tab.Pos (deg.)	Margin (dB)	Comment
-----	-----------------	----------------	----------	---------------------	-----------------	----------------	--------------	----------------	-------------	---------

*:Maximum data x:Over limit !:over margin



Address:6F.,No.58,Ln 188,Ruey Kuang Rd,Neihu,Taipei
 Tel:+886-2-6606-8877
 Fax:+886-2-6606-8879

Radiated Emission Measurement

Operator: Leon

File :3

Data :#8

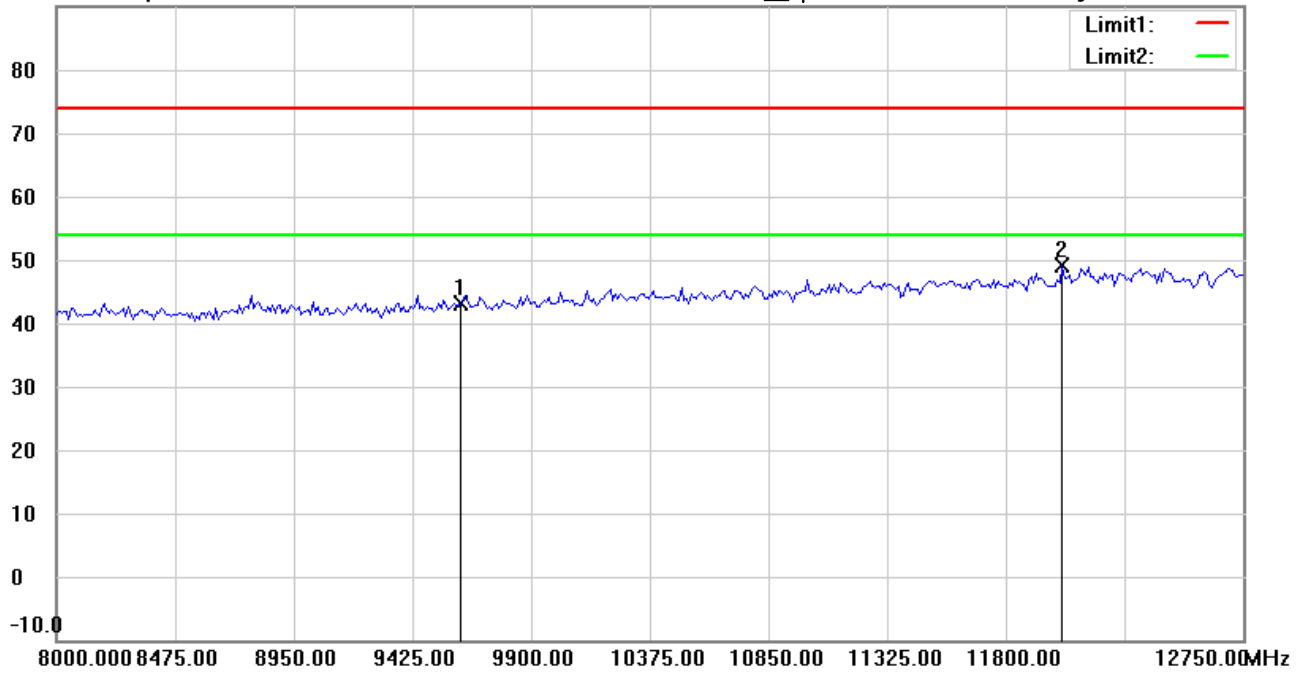
Date: 2019/5/11

Temperature:24 °C

90.0 dBuV/m

Time: 上午 08:18:16

Humidity:60 %



Site : Chamber

Condition : FCC_part 15 RE-Class C_Above 1GHz_PK

Polarization: **Vertical**

EUT : W6R21904-18926

Power : 1.5 Vd.c.

M/N:

Distance: 3m

Test Mode : TX 2403MHz

Note :

Mk.	Frequency (MHz)	Reading (dBuV)	Detector	Corr. factor (dB/m)	Result (dBuV/m)	Limit (dBuV/m)	Ant.Pos (cm)	Tab.Pos (deg.)	Margin (dB)	Comment
	9612.000	35.64	peak	7.58	43.22	74.00	100	15	-30.78	
*	12026.553	36.43	peak	12.71	49.14	74.00	100	60	-24.86	

*:Maximum data x:Over limit !:over margin



Address:6F.,No.58,Ln 188,Ruey Kuang Rd,Neihu,Taipei
 Tel:+886-2-6606-8877
 Fax:+886-2-6606-8879

Radiated Emission Measurement

Operator: Leon

File :3

Data :#5

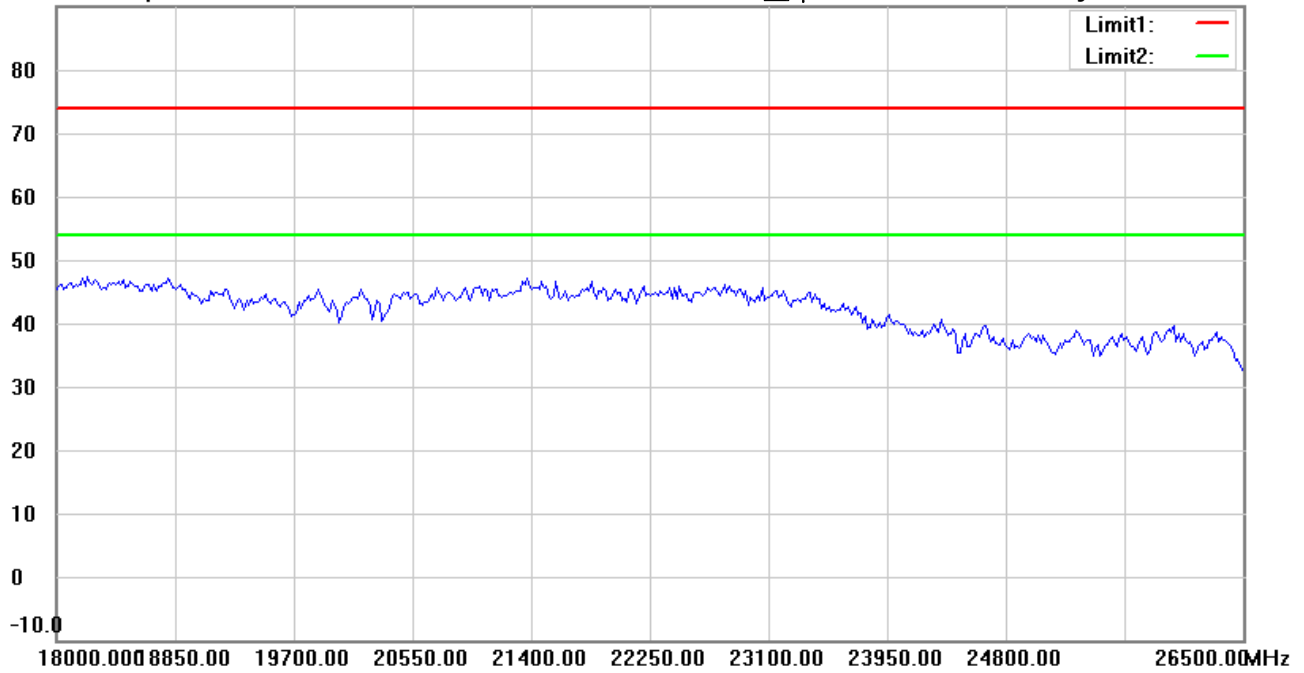
Date: 2019/5/11

Temperature:24 °C

90.0 dBuV/m

Time: 上午 08:11:38

Humidity:60 %



Site : Chamber

Condition : FCC_part 15 RE-Class C_Above 1GHz_PK

Polarization: *Horizontal*

EUT : W6R21904-18926

Power : 1.5 Vd.c.

M/N:

Distance: 3m

Test Mode : TX 2403MHz

Note :

Mk.	Frequency (MHz)	Reading (dBuV)	Detector	Corr. factor (dB/m)	Result (dBuV/m)	Limit (dBuV/m)	Ant.Pos (cm)	Tab.Pos (deg.)	Margin (dB)	Comment
-----	-----------------	----------------	----------	---------------------	-----------------	----------------	--------------	----------------	-------------	---------

*:Maximum data x:Over limit !:over margin



Address:6F.,No.58,Ln 188,Ruey Kuang Rd,Neihu,Taipei
 Tel:+886-2-6606-8877
 Fax:+886-2-6606-8879

Radiated Emission Measurement

Operator: Leon

File :3

Data :#9

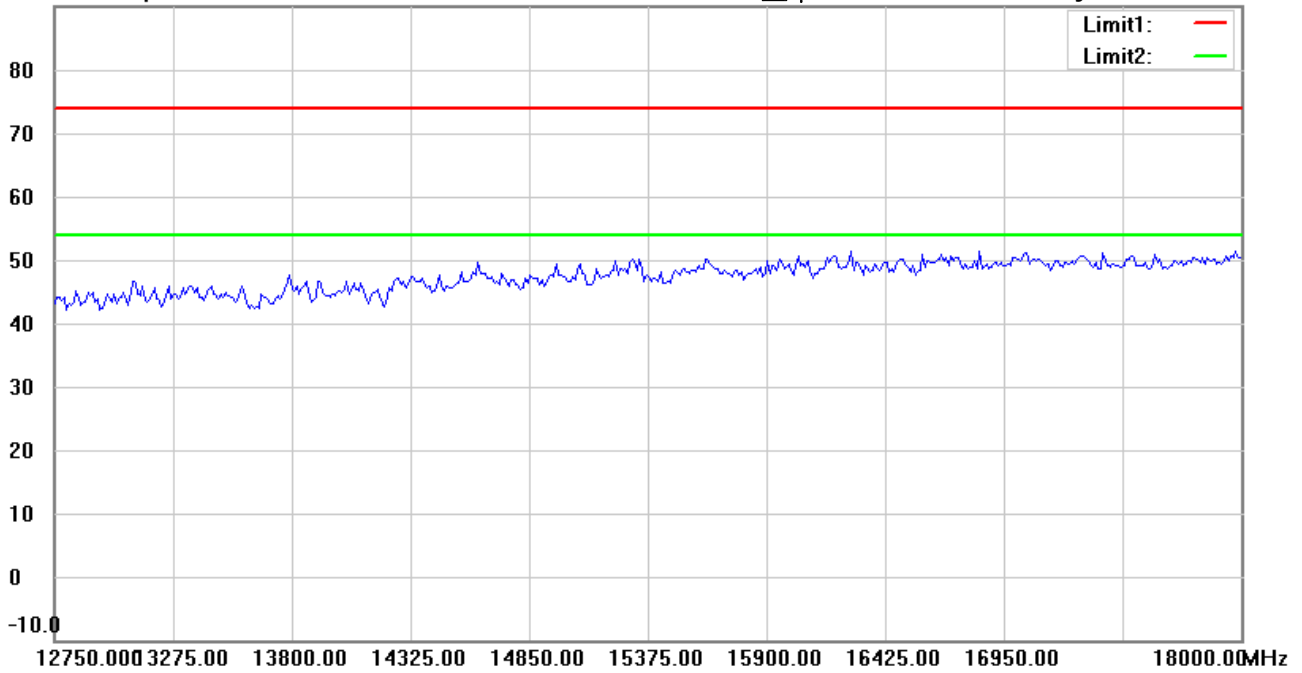
Date: 2019/5/11

Temperature:24 °C

90.0 dBuV/m

Time: 上午 08:20:43

Humidity:60 %



Site : Chamber

Condition : FCC_part 15 RE-Class C_Above 1GHz_PK

Polarization: *Vertical*

EUT : W6R21904-18926

Power : 1.5 Vd.c.

M/N:

Distance: 3m

Test Mode : TX 2403MHz

Note :

Mk.	Frequency (MHz)	Reading (dBuV)	Detector	Corr. factor (dB/m)	Result (dBuV/m)	Limit (dBuV/m)	Ant.Pos (cm)	Tab.Pos (deg.)	Margin (dB)	Comment
-----	-----------------	----------------	----------	---------------------	-----------------	----------------	--------------	----------------	-------------	---------

*:Maximum data x:Over limit !:over margin



Address:6F.,No.58,Ln 188,Ruey Kuang Rd,Neihu,Taipei
 Tel:+886-2-6606-8877
 Fax:+886-2-6606-8879

Radiated Emission Measurement

Operator: Leon

File :3

Data :#6

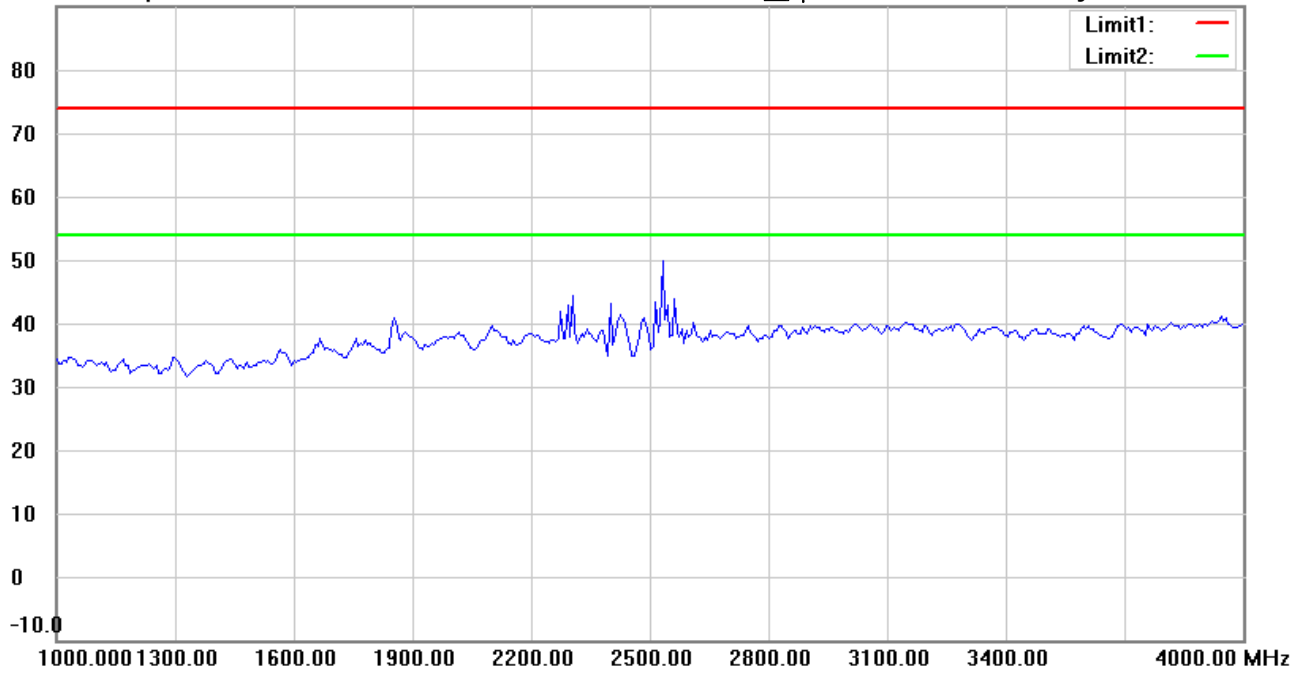
Date: 2019/5/11

Temperature:24 °C

90.0 dBuV/m

Time: 上午 08:13:45

Humidity:60 %



Site : Chamber

Condition : FCC_part 15 RE-Class C_Above 1GHz_PK

Polarization: *Vertical*

EUT : W6R21904-18926

Power : 1.5 Vd.c.

M/N:

Distance: 3m

Test Mode : TX 2403MHz

Note :

Mk.	Frequency (MHz)	Reading (dBuV)	Detector	Corr. factor (dB/m)	Result (dBuV/m)	Limit (dBuV/m)	Ant.Pos (cm)	Tab.Pos (deg.)	Margin (dB)	Comment
-----	-----------------	----------------	----------	---------------------	-----------------	----------------	--------------	----------------	-------------	---------

*:Maximum data x:Over limit !:over margin



Address:6F.,No.58,Ln 188,Ruey Kuang Rd,Neihu,Taipei
 Tel:+886-2-6606-8877
 Fax:+886-2-6606-8879

Radiated Emission Measurement

Operator: Leon

File :3

Data :#10

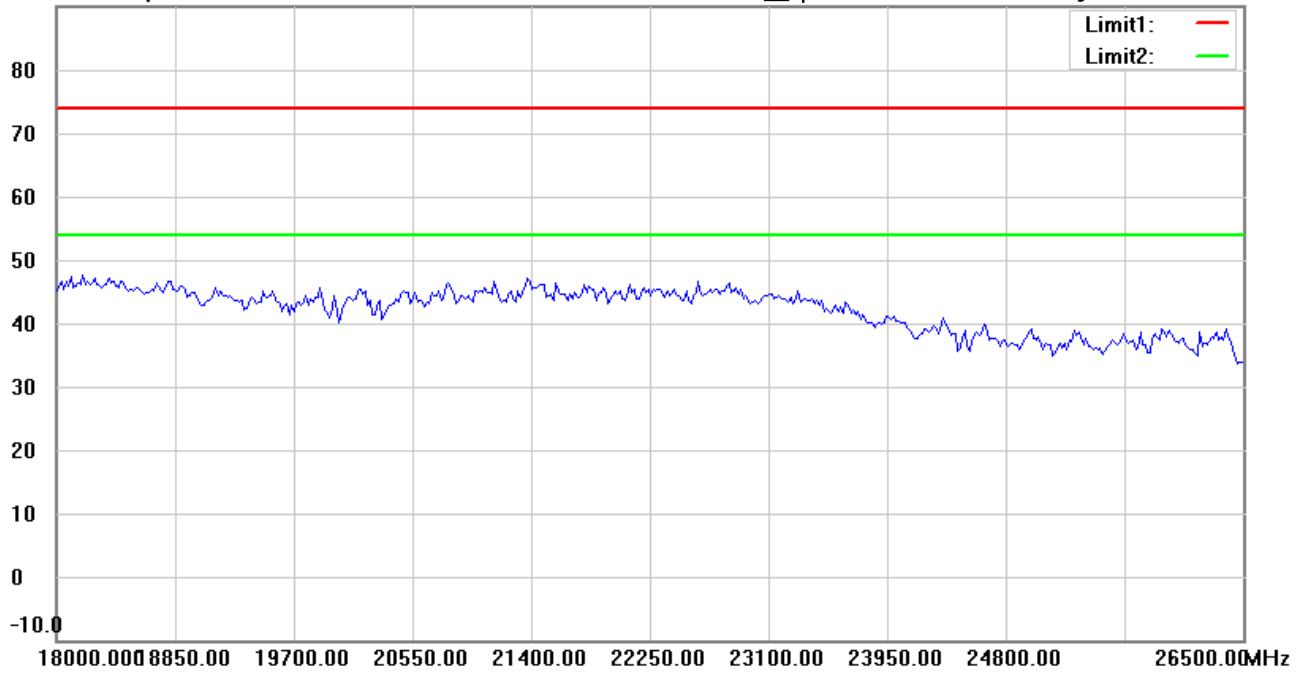
Date: 2019/5/11

Temperature:24 °C

90.0 dBuV/m

Time: 上午 08:22:53

Humidity:60 %



Site : Chamber

Condition : FCC_part 15 RE-Class C_Above 1GHz_PK

Polarization: *Vertical*

EUT : W6R21904-18926

Power : 1.5 Vd.c.

M/N:

Distance: 3m

Test Mode : TX 2403MHz

Note :

Mk.	Frequency (MHz)	Reading (dBuV)	Detector	Corr. factor (dB/m)	Result (dBuV/m)	Limit (dBuV/m)	Ant.Pos (cm)	Tab.Pos (deg.)	Margin (dB)	Comment
-----	-----------------	----------------	----------	---------------------	-----------------	----------------	--------------	----------------	-------------	---------

*:Maximum data x:Over limit !:over margin



Radiated Emission Measurement

Operator: Leon

File :1

Data :#1

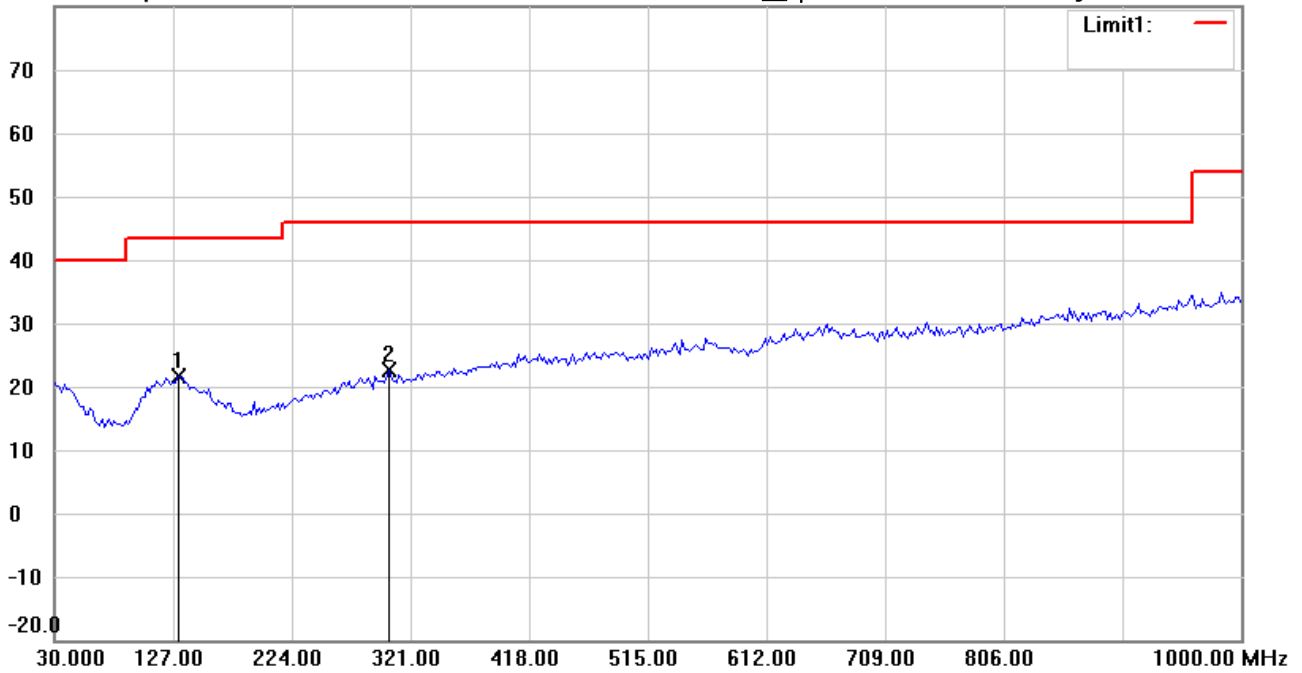
Date: 2019/5/11

Temperature:24 °C

80.0 dBuV/m

Time: 上午 05:53:38

Humidity:60 %



Site : Chamber

Condition : FCC_part 15 RE-Class C_30-1000MHz

Polarization: *Horizontal*

EUT : W6R21904-18926

Power : 1.5 Vd.c.

M/N:

Distance: 3m

Test Mode : TX 2439MHz

Note :

Mk.	Frequency (MHz)	Reading (dBuV)	Detector	Corr. factor (dB/m)	Result (dBuV/m)	Limit (dBuV/m)	Ant.Pos (cm)	Tab.Pos (deg.)	Margin (dB)	Comment
*	131.0822	27.92	peak	-6.22	21.70	43.50	100	25	-21.80	
	304.0882	28.03	peak	-5.52	22.51	46.00	100	90	-23.49	



Radiated Emission Measurement

Operator: Leon

File :1

Data :#2

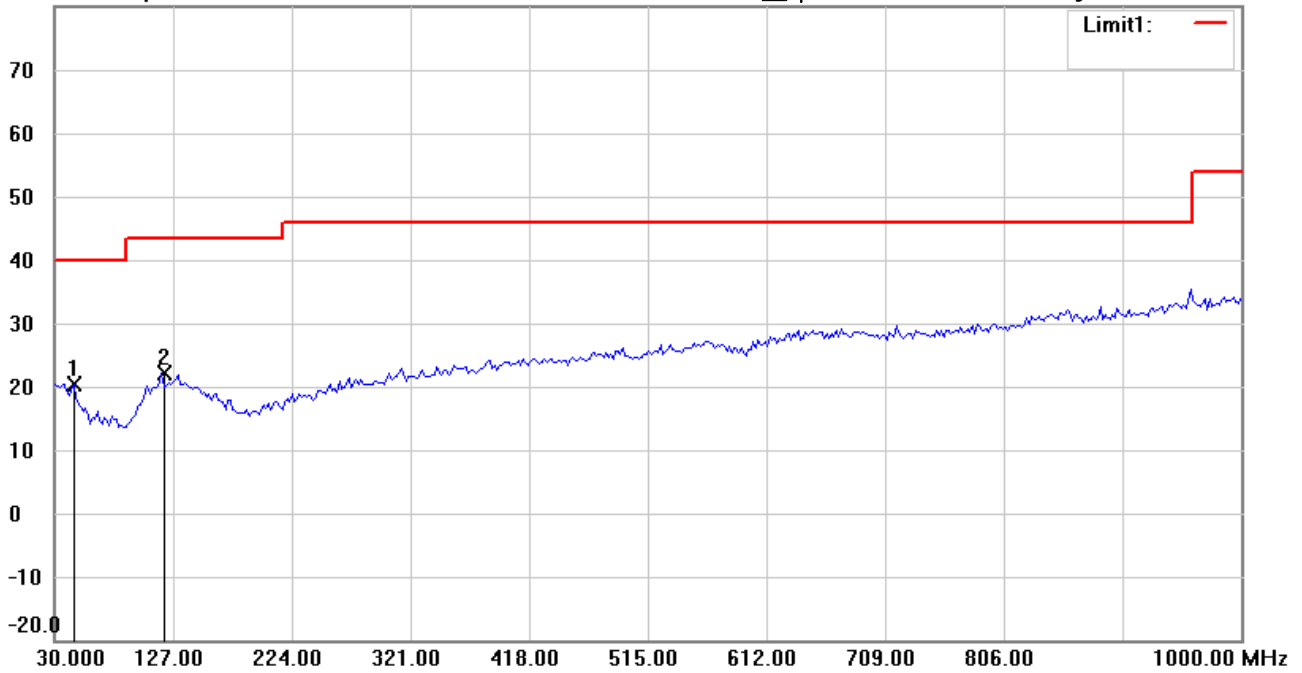
Date: 2019/5/11

Temperature:24 °C

80.0 dBuV/m

Time: 上午 05:55:12

Humidity:60 %



Site : Chamber

Condition : FCC_part 15 RE-Class C_30-1000MHz

Polarization: **Vertical**

EUT : W6R21904-18926

Power : 1.5 Vd.c.

M/N:

Distance: 3m

Test Mode : TX 2439MHz

Note :

Mk.	Frequency (MHz)	Reading (dBuV)	Detector	Corr. factor (dB/m)	Result (dBuV/m)	Limit (dBuV/m)	Ant.Pos (cm)	Tab.Pos (deg.)	Margin (dB)	Comment
*	45.5511	29.15	peak	-8.75	20.40	40.00	100	60	-19.60	
	117.4750	28.53	peak	-6.45	22.08	43.50	100	95	-21.42	



Radiated Emission Measurement

Operator: Leon

File :3

Data :#1

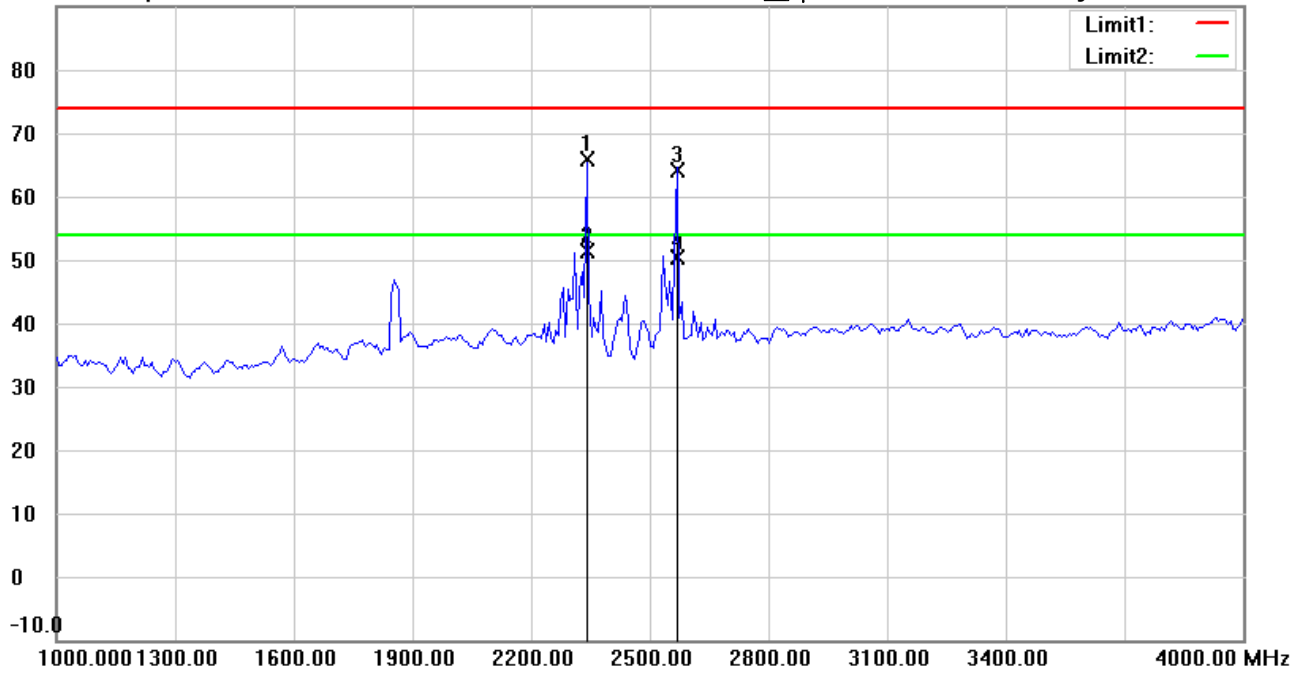
Date: 2019/5/11

Temperature:24 °C

90.0 dBuV/m

Time: 上午 08:25:12

Humidity:60 %



Site : Chamber

Condition : FCC_part 15 RE-Class C_Above 1GHz_PK

Polarization: *Horizontal*

EUT : W6R21904-18926

Power : 1.5 Vd.c.

M/N:

Distance: 3m

Test Mode : TX 2439MHz

Note :

Mk.	Frequency (MHz)	Reading (dBuV)	Detector	Corr. factor (dB/m)	Result (dBuV/m)	Limit (dBuV/m)	Ant.Pos (cm)	Tab.Pos (deg.)	Margin (dB)	Comment
	2340.681	70.65	peak	-4.89	65.76	74.00	150	225	-8.24	
*	2340.681	56.35	AVG	-4.89	51.46	54.00	150	225	-2.54	
	2569.138	68.57	peak	-4.34	64.23	74.00	130	197	-9.77	
	2569.138	54.61	AVG	-4.34	50.27	54.00	130	197	-3.73	



Address:6F.,No.58,Ln 188,Ruey Kuang Rd,Neihu,Taipei
 Tel:+886-2-6606-8877
 Fax:+886-2-6606-8879

Radiated Emission Measurement

Operator: Leon

File :3

Data :#6

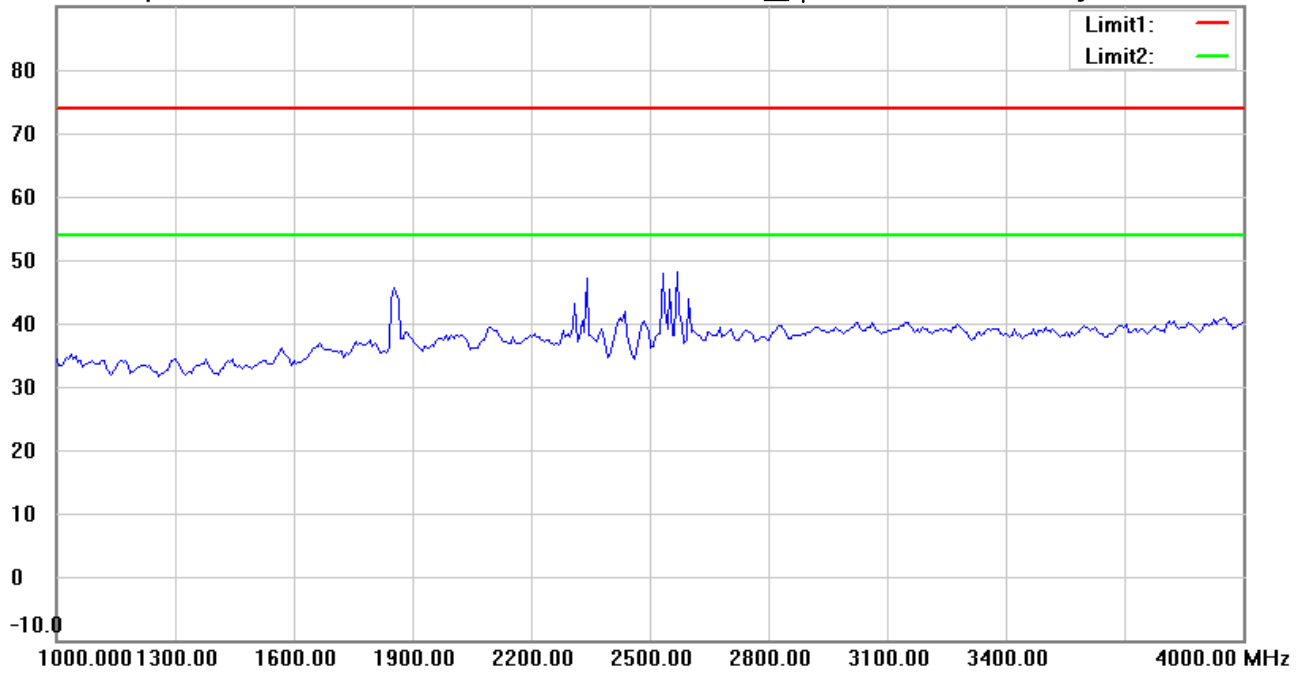
Date: 2019/5/11

Temperature:24 °C

90.0 dBuV/m

Time: 上午 08:36:39

Humidity:60 %



Site : Chamber

Condition : FCC_part 15 RE-Class C_Above 1GHz_PK

EUT : W6R21904-18926

M/N:

Test Mode : TX 2439MHz

Note :

Polarization: *Vertical*

Power : 1.5 Vd.c.

Distance: 3m

Mk.	Frequency (MHz)	Reading (dBuV)	Detector	Corr. factor (dB/m)	Result (dBuV/m)	Limit (dBuV/m)	Ant.Pos (cm)	Tab.Pos (deg.)	Margin (dB)	Comment
-----	-----------------	----------------	----------	---------------------	-----------------	----------------	--------------	----------------	-------------	---------

*:Maximum data x:Over limit !:over margin



Radiated Emission Measurement

Operator: Leon

File :3

Data :#2

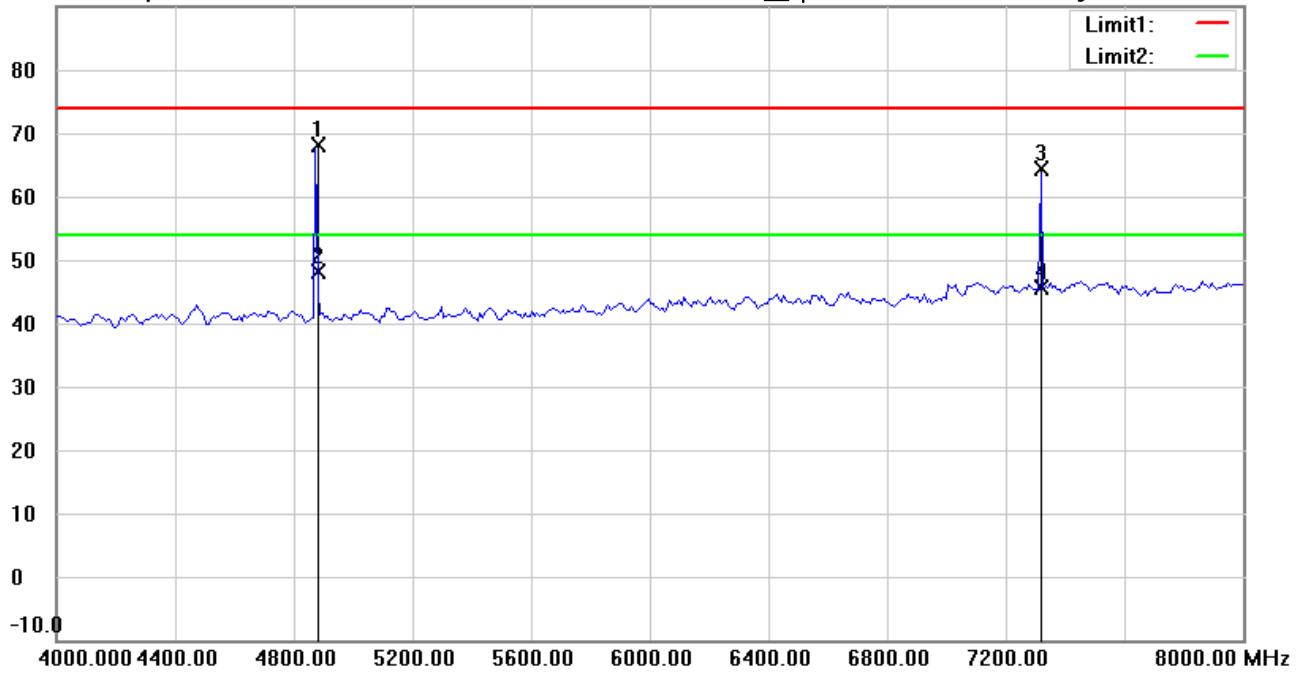
Date: 2019/5/11

Temperature:24 °C

90.0 dBuV/m

Time: 上午 08:27:38

Humidity:60 %



Site : Chamber

Condition : FCC_part 15 RE-Class C_Above 1GHz_PK

EUT : W6R21904-18926

M/N:

Test Mode : TX 2439MHz

Note :

Polarization: *Horizontal*

Power : 1.5 Vd.c.

Distance: 3m

Mk.	Frequency (MHz)	Reading (dBuV)	Detector	Corr. factor (dB/m)	Result (dBuV/m)	Limit (dBuV/m)	Ant.Pos (cm)	Tab.Pos (deg.)	Margin (dB)	Comment
	4873.748	68.59	peak	-0.50	68.09	74.00	235	113	-5.91	
*	4873.748	48.73	AVG	-0.50	48.23	54.00	235	113	-5.77	
	7318.637	59.88	peak	4.48	64.36	74.00	165	205	-9.64	
	7318.637	41.25	AVG	4.48	45.73	54.00	165	205	-8.27	



Radiated Emission Measurement

Operator: Leon

File :3

Data :#7

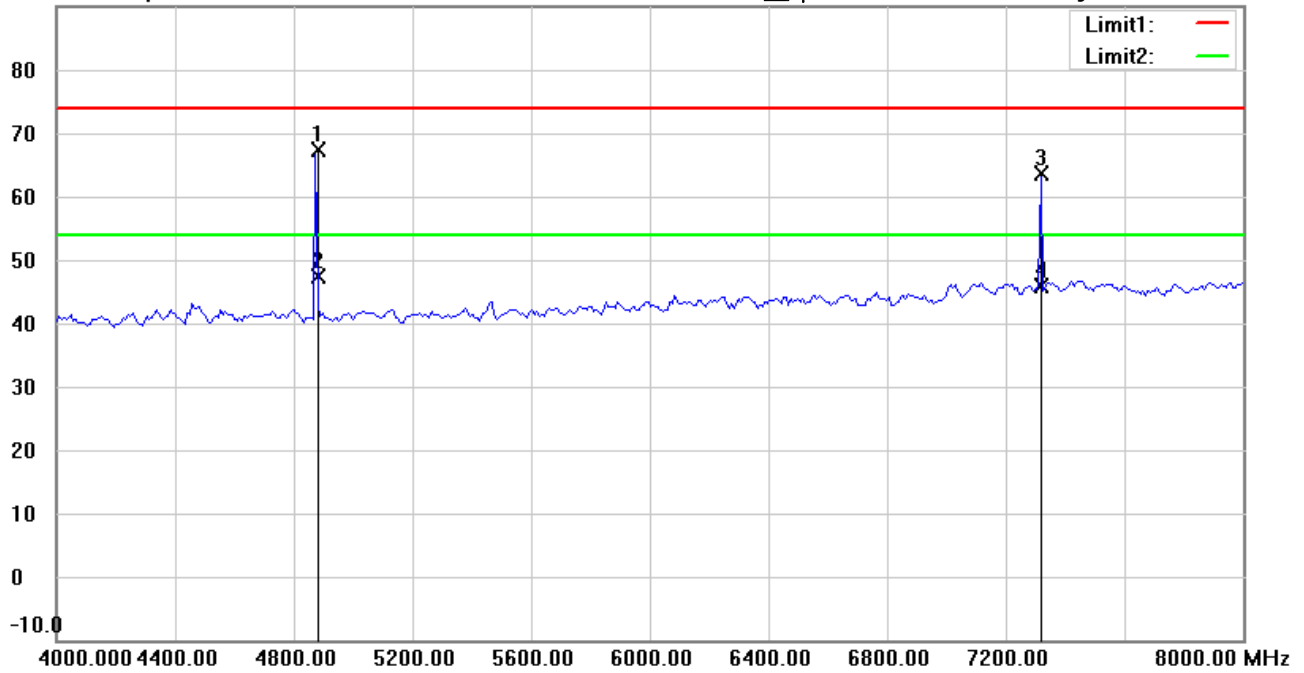
Date: 2019/5/11

Temperature:24 °C

90.0 dBuV/m

Time: 上午 08:38:11

Humidity:60 %



Site : Chamber

Condition : FCC_part 15 RE-Class C_Above 1GHz_PK

Polarization: **Vertical**

EUT : W6R21904-18926

Power : 1.5 Vd.c.

M/N:

Distance: 3m

Test Mode : TX 2439MHz

Note :

Mk.	Frequency (MHz)	Reading (dBuV)	Detector	Corr. factor (dB/m)	Result (dBuV/m)	Limit (dBuV/m)	Ant.Pos (cm)	Tab.Pos (deg.)	Margin (dB)	Comment
	4873.748	67.85	peak	-0.50	67.35	74.00	205	195	-6.65	
*	4873.748	47.92	AVG	-0.50	47.42	54.00	205	195	-6.58	
	7318.637	59.06	peak	4.48	63.54	74.00	140	180	-10.46	
	7318.637	41.36	AVG	4.48	45.84	54.00	140	180	-8.16	



Address:6F.,No.58,Ln 188,Ruey Kuang Rd,Neihu,Taipei
 Tel:+886-2-6606-8877
 Fax:+886-2-6606-8879

Radiated Emission Measurement

Operator: Leon

File :3

Data :#3

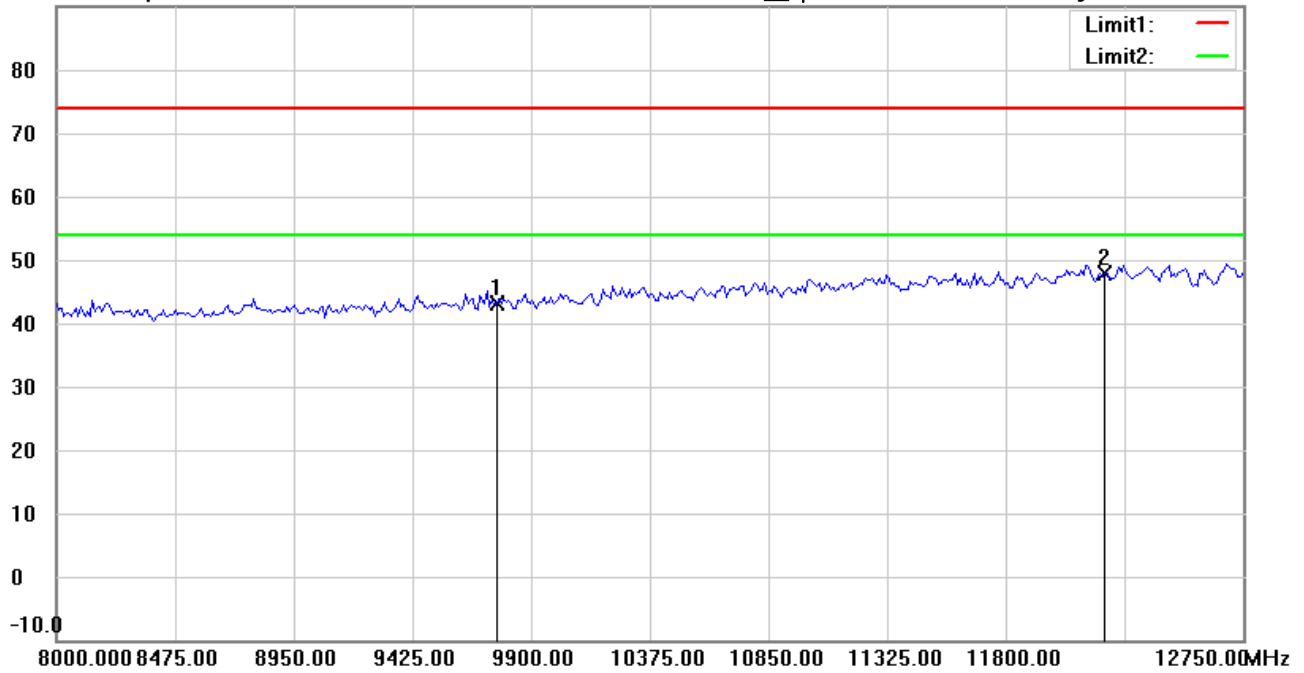
Date: 2019/5/11

Temperature:24 °C

90.0 dBuV/m

Time: 上午 08:29:47

Humidity:60 %



Site : Chamber

Condition : FCC_part 15 RE-Class C_Above 1GHz_PK

Polarization: *Horizontal*

EUT : W6R21904-18926

Power : 1.5 Vd.c.

M/N:

Distance: 3m

Test Mode : TX 2439MHz

Note :

Mk.	Frequency (MHz)	Reading (dBuV)	Detector	Corr. factor (dB/m)	Result (dBuV/m)	Limit (dBuV/m)	Ant.Pos (cm)	Tab.Pos (deg.)	Margin (dB)	Comment
	9756.000	35.65	peak	7.50	43.15	74.00	100	225	-30.85	
*	12195.000	34.09	peak	13.83	47.92	74.00	100	90	-26.08	

*:Maximum data x:Over limit !:over margin



Address:6F.,No.58,Ln 188,Ruey Kuang Rd,Neihu,Taipei
 Tel:+886-2-6606-8877
 Fax:+886-2-6606-8879

Radiated Emission Measurement

Operator: Leon

File :3

Data :#8

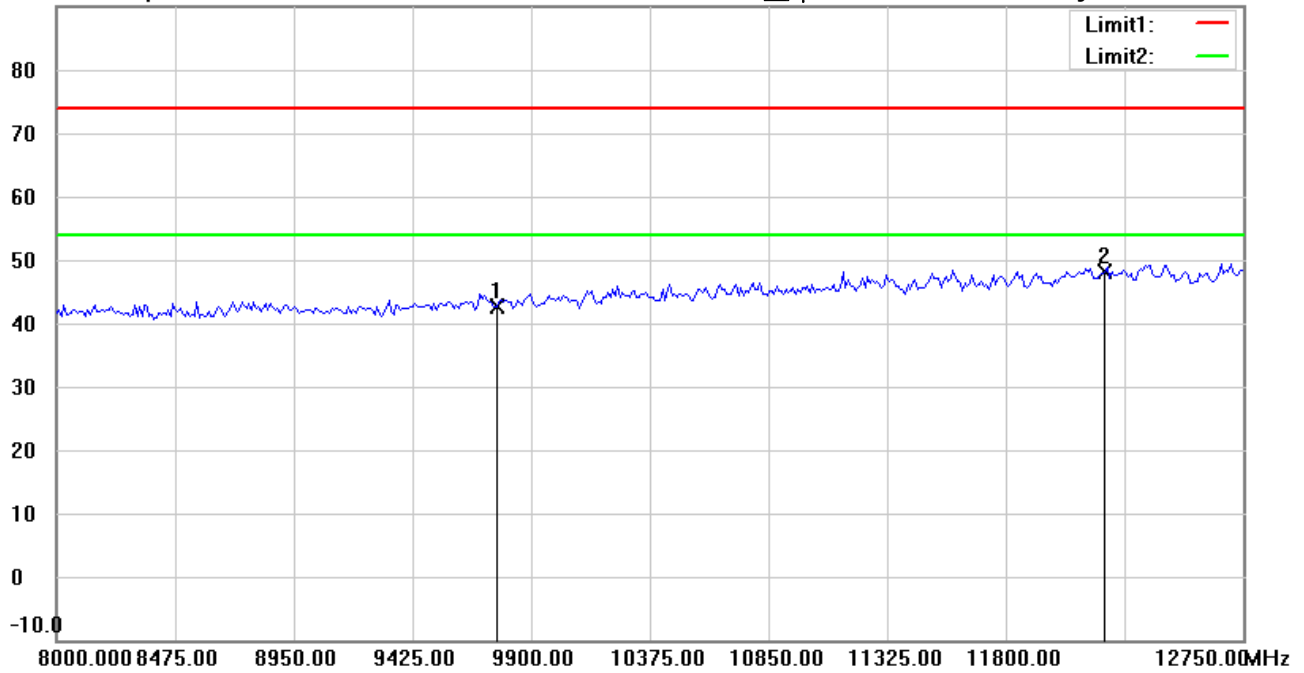
Date: 2019/5/11

Temperature:24 °C

90.0 dBuV/m

Time: 上午 08:41:03

Humidity:60 %



Site : Chamber

Condition : FCC_part 15 RE-Class C_Above 1GHz_PK

Polarization: *Vertical*

EUT : W6R21904-18926

Power : 1.5 Vd.c.

M/N:

Distance: 3m

Test Mode : TX 2439MHz

Note :

Mk.	Frequency (MHz)	Reading (dBuV)	Detector	Corr. factor (dB/m)	Result (dBuV/m)	Limit (dBuV/m)	Ant.Pos (cm)	Tab.Pos (deg.)	Margin (dB)	Comment
	9756.000	35.10	peak	7.50	42.60	74.00	100	175	-31.40	
*	12195.000	34.23	peak	13.83	48.06	74.00	100	40	-25.94	

*:Maximum data x:Over limit !:over margin



Address:6F.,No.58,Ln 188,Ruey Kuang Rd,Neihu,Taipei
 Tel:+886-2-6606-8877
 Fax:+886-2-6606-8879

Radiated Emission Measurement

Operator: Leon

File :3

Data :#4

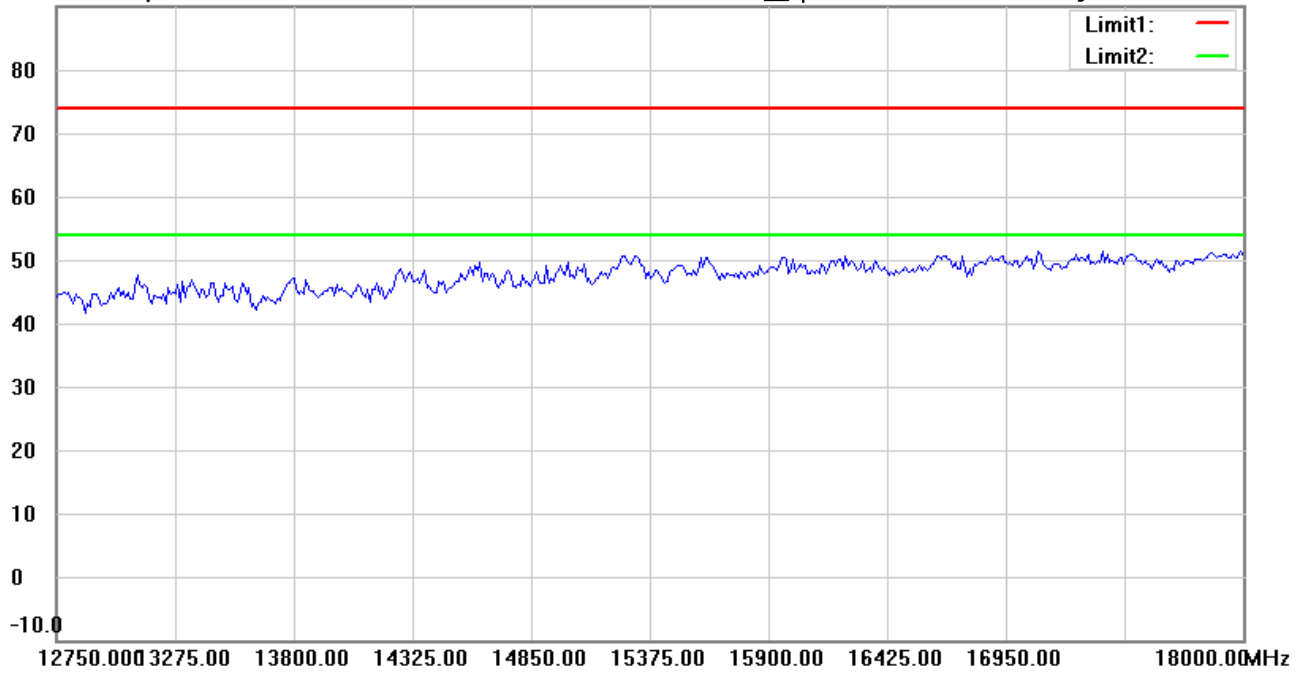
Date: 2019/5/11

Temperature:24 °C

90.0 dBuV/m

Time: 上午 08:32:09

Humidity:60 %



Site : Chamber

Condition : FCC_part 15 RE-Class C_Above 1GHz_PK

Polarization: *Horizontal*

EUT : W6R21904-18926

Power : 1.5 Vd.c.

M/N:

Distance: 3m

Test Mode : TX 2439MHz

Note :

Mk.	Frequency (MHz)	Reading (dBuV)	Detector	Corr. factor (dB/m)	Result (dBuV/m)	Limit (dBuV/m)	Ant.Pos (cm)	Tab.Pos (deg.)	Margin (dB)	Comment
-----	-----------------	----------------	----------	---------------------	-----------------	----------------	--------------	----------------	-------------	---------

*:Maximum data x:Over limit !:over margin



Address:6F.,No.58,Ln 188,Ruey Kuang Rd,Neihu,Taipei
 Tel:+886-2-6606-8877
 Fax:+886-2-6606-8879

Radiated Emission Measurement

Operator: Leon

File :3

Data :#9

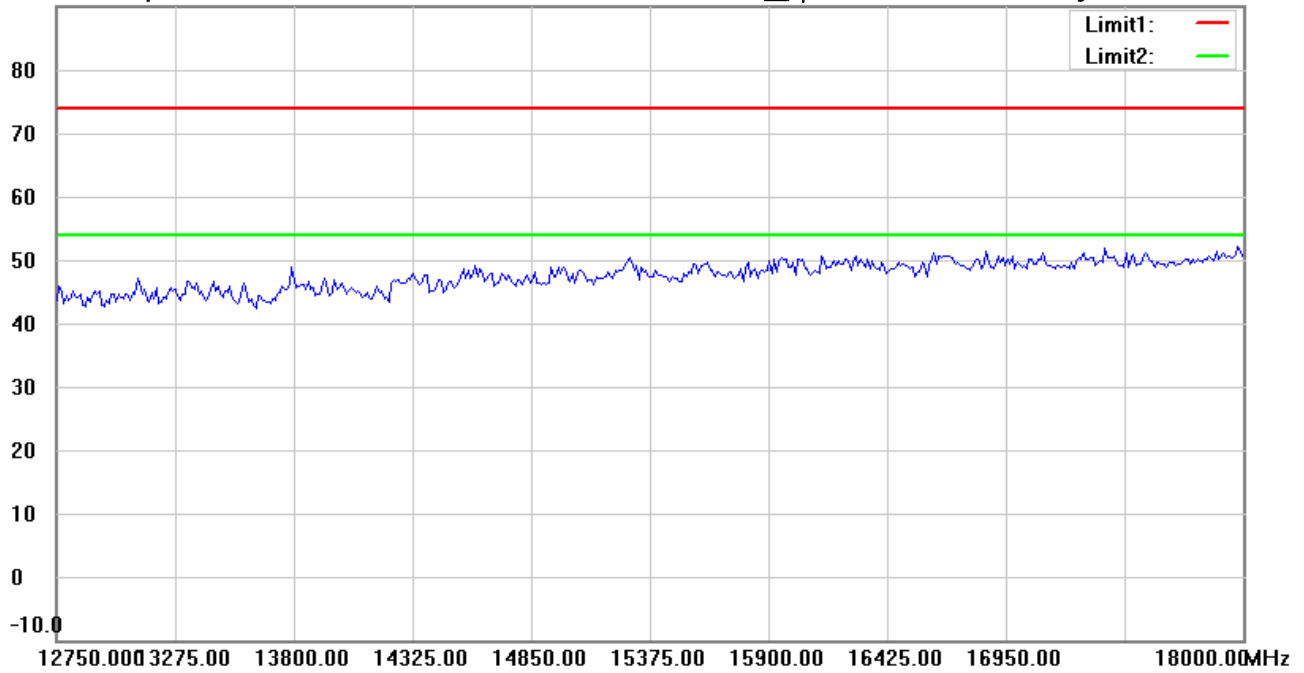
Date: 2019/5/11

Temperature:24 °C

90.0 dBuV/m

Time: 上午 08:43:39

Humidity:60 %



Site : Chamber

Condition : FCC_part 15 RE-Class C_Above 1GHz_PK

Polarization: *Vertical*

EUT : W6R21904-18926

Power : 1.5 Vd.c.

M/N:

Distance: 3m

Test Mode : TX 2439MHz

Note :

Mk.	Frequency (MHz)	Reading (dBuV)	Detector	Corr. factor (dB/m)	Result (dBuV/m)	Limit (dBuV/m)	Ant.Pos (cm)	Tab.Pos (deg.)	Margin (dB)	Comment
-----	-----------------	----------------	----------	---------------------	-----------------	----------------	--------------	----------------	-------------	---------

*:Maximum data x:Over limit !:over margin



Address:6F.,No.58,Ln 188,Ruey Kuang Rd,Neihu,Taipei
 Tel:+886-2-6606-8877
 Fax:+886-2-6606-8879

Radiated Emission Measurement

Operator: Leon

File :3

Data :#5

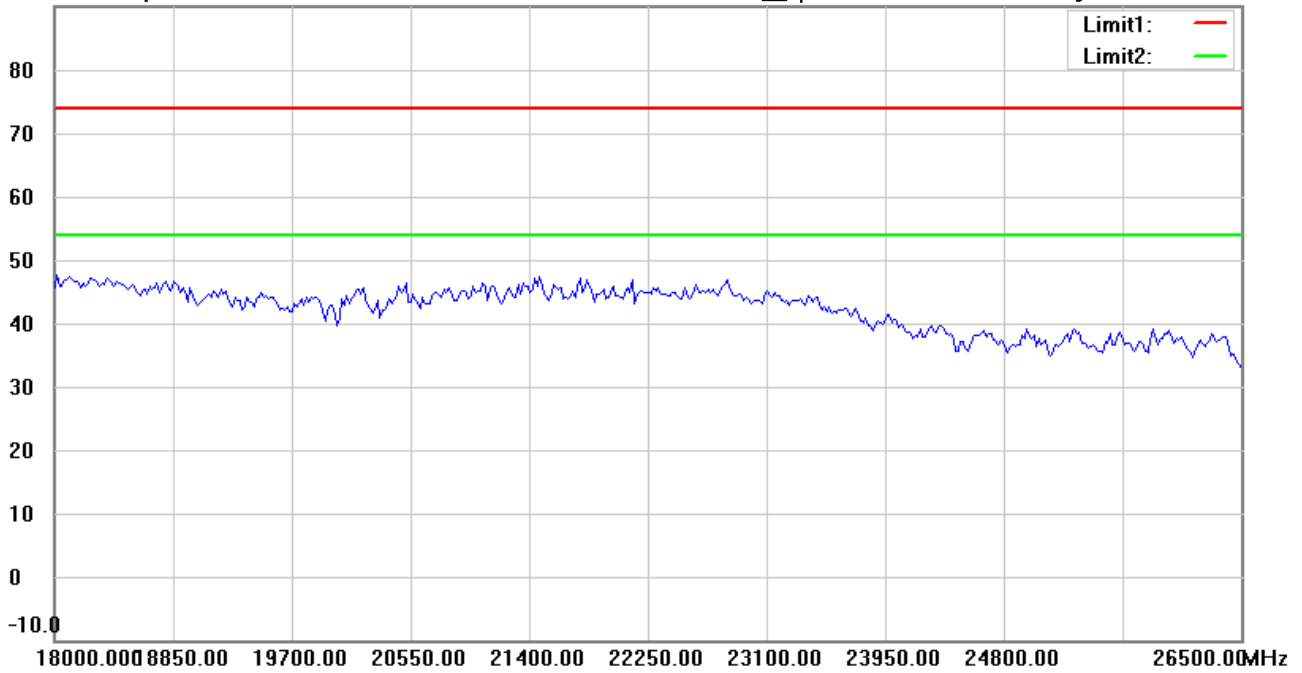
Date: 2019/5/11

Temperature:24 °C

90.0 dBuV/m

Time: 上午 08:34:22

Humidity:60 %



Site : Chamber

Condition : FCC_part 15 RE-Class C_Above 1GHz_PK

Polarization: *Horizontal*

EUT : W6R21904-18926

Power : 1.5 Vd.c.

M/N:

Distance: 3m

Test Mode : TX 2439MHz

Note :

Mk.	Frequency (MHz)	Reading (dBuV)	Detector	Corr. factor (dB/m)	Result (dBuV/m)	Limit (dBuV/m)	Ant.Pos (cm)	Tab.Pos (deg.)	Margin (dB)	Comment
-----	-----------------	----------------	----------	---------------------	-----------------	----------------	--------------	----------------	-------------	---------

*:Maximum data x:Over limit !:over margin



Address:6F.,No.58,Ln 188,Ruey Kuang Rd,Neihu,Taipei
 Tel:+886-2-6606-8877
 Fax:+886-2-6606-8879

Radiated Emission Measurement

Operator: Leon

File :3

Data :#10

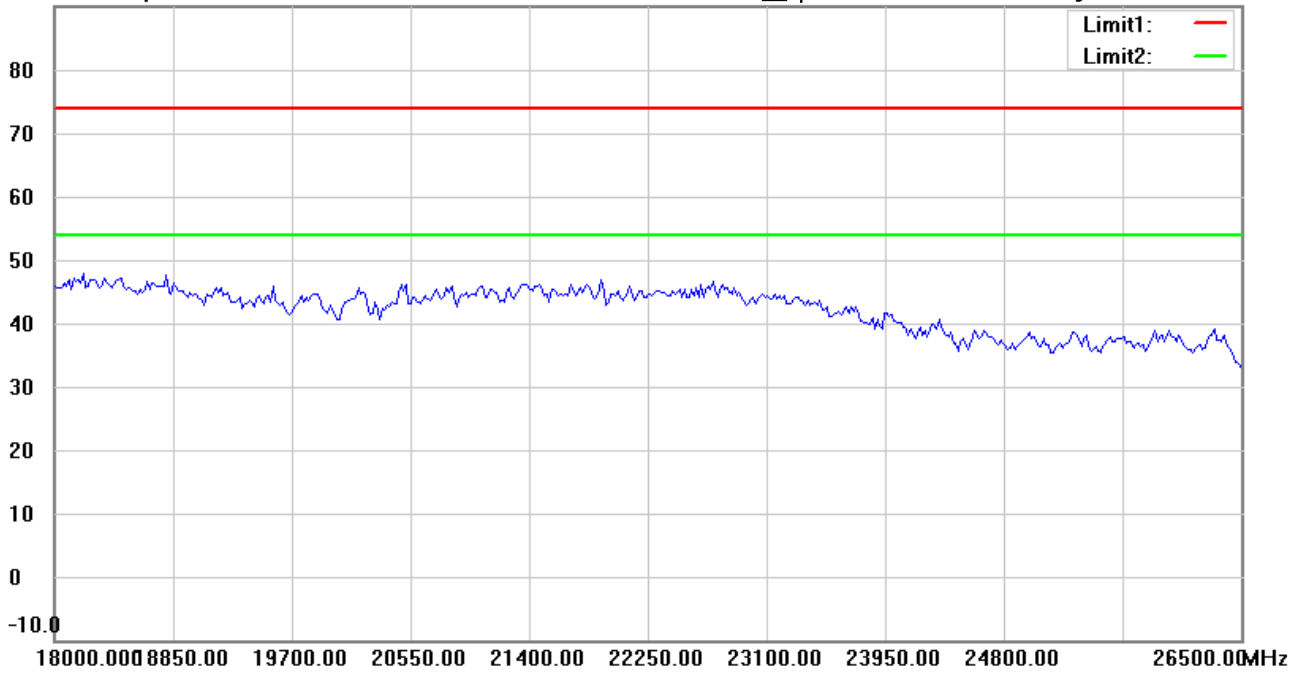
Date: 2019/5/11

Temperature:24 °C

90.0 dBuV/m

Time: 上午 08:46:12

Humidity:60 %



Site : Chamber

Condition : FCC_part 15 RE-Class C_Above 1GHz_PK

Polarization: *Vertical*

EUT : W6R21904-18926

Power : 1.5 Vd.c.

M/N:

Distance: 3m

Test Mode : TX 2439MHz

Note :

Mk.	Frequency (MHz)	Reading (dBuV)	Detector	Corr. factor (dB/m)	Result (dBuV/m)	Limit (dBuV/m)	Ant.Pos (cm)	Tab.Pos (deg.)	Margin (dB)	Comment
-----	-----------------	----------------	----------	---------------------	-----------------	----------------	--------------	----------------	-------------	---------

*:Maximum data x:Over limit !:over margin



Radiated Emission Measurement

Operator: Leon

File :1

Data :#1

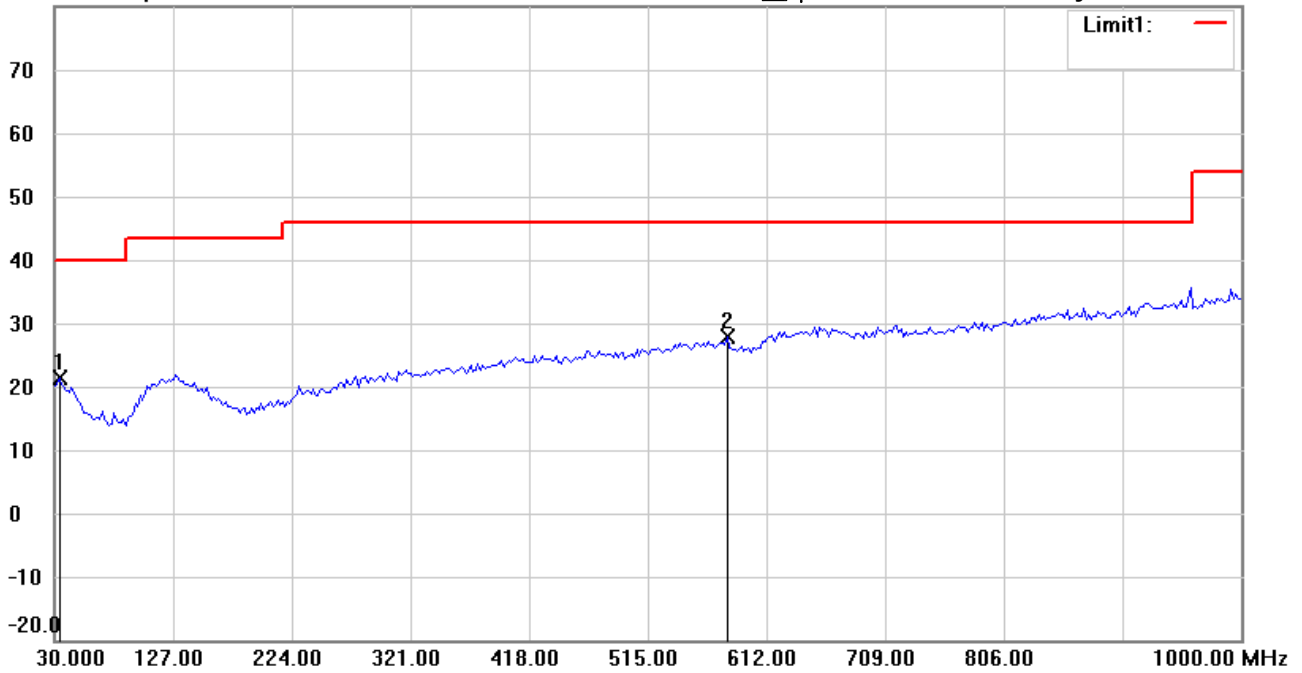
Date: 2019/5/11

Temperature:24 °C

80.0 dBuV/m

Time: 上午 05:57:25

Humidity:60 %



Site : Chamber

Condition : FCC_part 15 RE-Class C_30-1000MHz

Polarization: *Horizontal*

EUT : W6R21904-18926

Power : 1.5 Vd.c.

M/N:

Distance: 3m

Test Mode : TX 2479MHz

Note :

Mk.	Frequency (MHz)	Reading (dBuV)	Detector	Corr. factor (dB/m)	Result (dBuV/m)	Limit (dBuV/m)	Ant.Pos (cm)	Tab.Pos (deg.)	Margin (dB)	Comment
	33.8878	28.72	peak	-7.41	21.31	40.00	100	110	-18.69	
*	580.1201	29.04	peak	-1.24	27.80	46.00	100	135	-18.20	



Radiated Emission Measurement

Operator: Leon

File :1

Data :#2

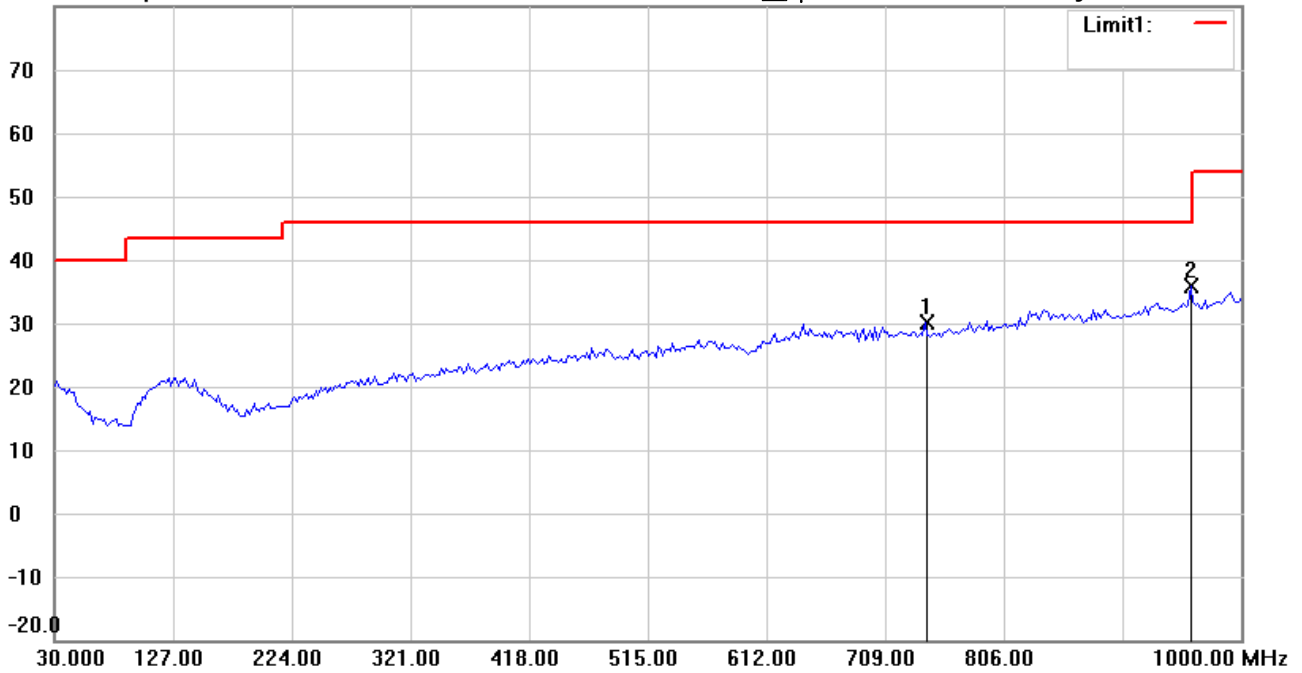
Date: 2019/5/11

Temperature:24 °C

80.0 dBuV/m

Time: 上午 05:59:34

Humidity:60 %



Site : Chamber

Condition : FCC_part 15 RE-Class C_30-1000MHz

Polarization: *Vertical*

EUT : W6R21904-18926

Power : 1.5 Vd.c.

M/N:

Distance: 3m

Test Mode : TX 2479MHz

Note :

Mk.	Frequency (MHz)	Reading (dBuV)	Detector	Corr. factor (dB/m)	Result (dBuV/m)	Limit (dBuV/m)	Ant.Pos (cm)	Tab.Pos (deg.)	Margin (dB)	Comment
	741.4630	29.18	peak	0.90	30.08	46.00	100	135	-15.92	
*	959.1784	30.13	peak	5.69	35.82	46.00	100	40	-10.18	



Radiated Emission Measurement

Operator: Leon

File :3

Data :#1

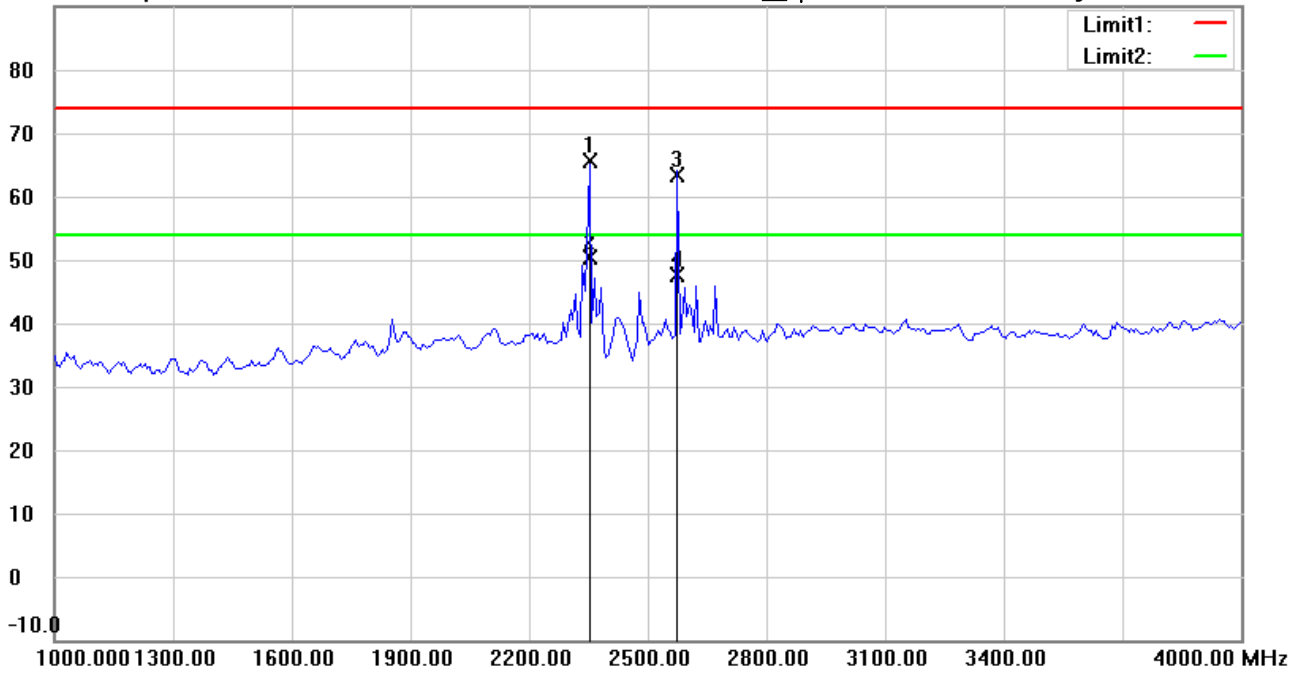
Date: 2019/5/11

Temperature:24 °C

90.0 dBuV/m

Time: 上午 09:17:39

Humidity:60 %



Site : Chamber

Condition : FCC_part 15 RE-Class C_Above 1GHz_PK

Polarization: *Horizontal*

EUT : W6R21904-18926

Power : 1.5 Vd.c.

M/N:

Distance: 3m

Test Mode : TX 2479MHz

Note :

Mk.	Frequency (MHz)	Reading (dBuV)	Detector	Corr. factor (dB/m)	Result (dBuV/m)	Limit (dBuV/m)	Ant.Pos (cm)	Tab.Pos (deg.)	Margin (dB)	Comment
	2352.705	70.51	peak	-4.88	65.63	74.00	160	97	-8.37	
*	2352.705	55.26	AVG	-4.88	50.38	54.00	160	97	-3.62	
	2575.150	67.72	peak	-4.33	63.39	74.00	135	223	-10.61	
	2575.150	51.93	AVG	-4.33	47.60	54.00	135	223	-6.40	



Address:6F.,No.58,Ln 188,Ruey Kuang Rd,Neihu,Taipei
 Tel:+886-2-6606-8877
 Fax:+886-2-6606-8879

Radiated Emission Measurement

Operator: Leon

File :3

Data :#6

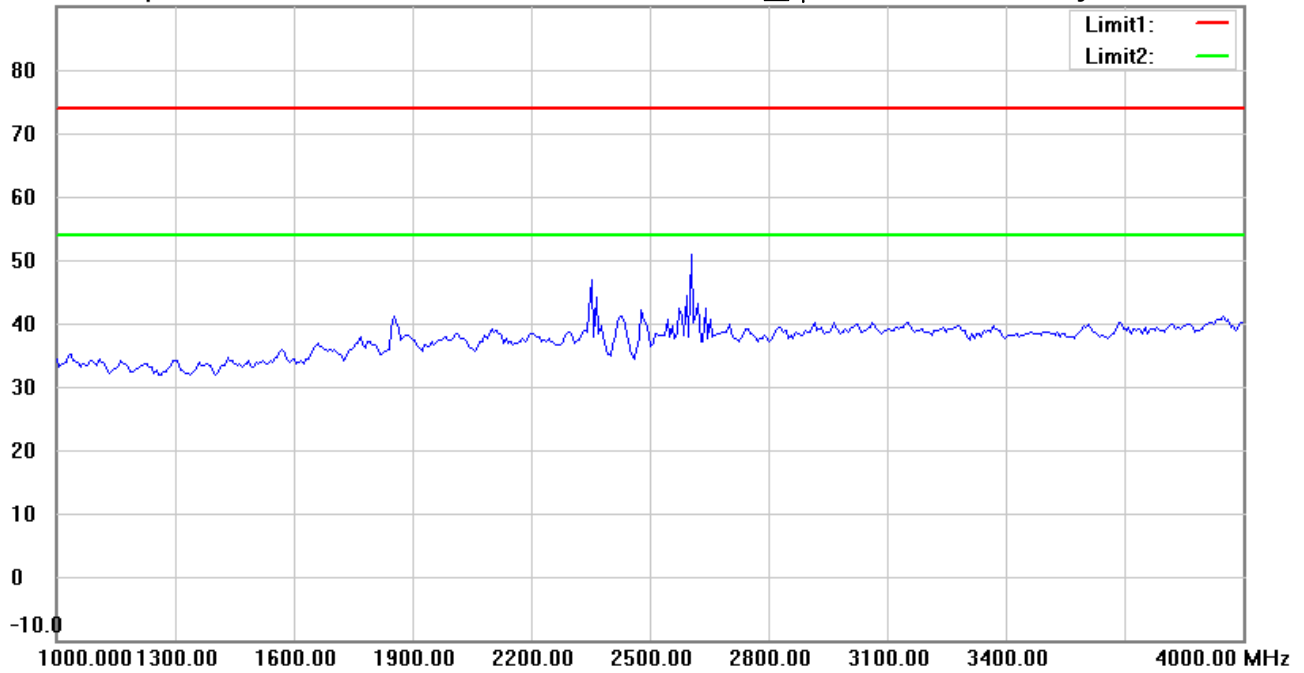
Date: 2019/5/11

Temperature:24 °C

90.0 dBuV/m

Time: 上午 09:29:13

Humidity:60 %



Site : Chamber

Condition : FCC_part 15 RE-Class C_Above 1GHz_PK

Polarization: *Vertical*

EUT : W6R21904-18926

Power : 1.5 Vd.c.

M/N:

Distance: 3m

Test Mode : TX 2479MHz

Note :

Mk.	Frequency (MHz)	Reading (dBuV)	Detector	Corr. factor (dB/m)	Result (dBuV/m)	Limit (dBuV/m)	Ant.Pos (cm)	Tab.Pos (deg.)	Margin (dB)	Comment
-----	-----------------	----------------	----------	---------------------	-----------------	----------------	--------------	----------------	-------------	---------

*:Maximum data x:Over limit !:over margin



Radiated Emission Measurement

Operator: Leon

File :3

Data :#2

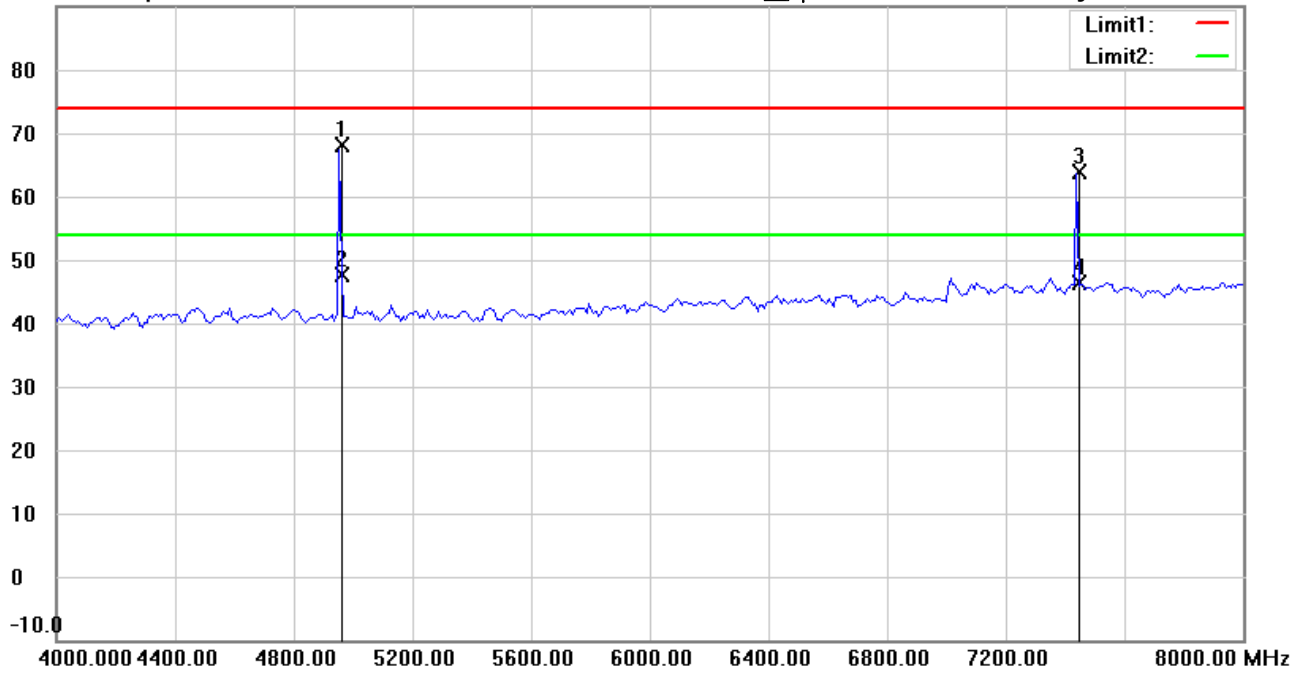
Date: 2019/5/11

Temperature:24 °C

90.0 dBuV/m

Time: 上午 09:19:52

Humidity:60 %



Site : Chamber

Condition : FCC_part 15 RE-Class C_Above 1GHz_PK

Polarization: *Horizontal*

EUT : W6R21904-18926

Power : 1.5 Vd.c.

M/N:

Distance: 3m

Test Mode : TX 2479MHz

Note :

Mk.	Frequency (MHz)	Reading (dBuV)	Detector	Corr. factor (dB/m)	Result (dBuV/m)	Limit (dBuV/m)	Ant.Pos (cm)	Tab.Pos (deg.)	Margin (dB)	Comment
*	4953.908	68.25	peak	-0.17	68.08	74.00	235	111	-5.92	
	4953.908	47.79	AVG	-0.17	47.62	54.00	235	111	-6.38	
	7438.878	58.96	peak	4.89	63.85	74.00	170	203	-10.15	
	7438.878	41.51	AVG	4.89	46.40	54.00	170	203	-7.60	



Radiated Emission Measurement

Operator: Leon

File :3

Data :#7

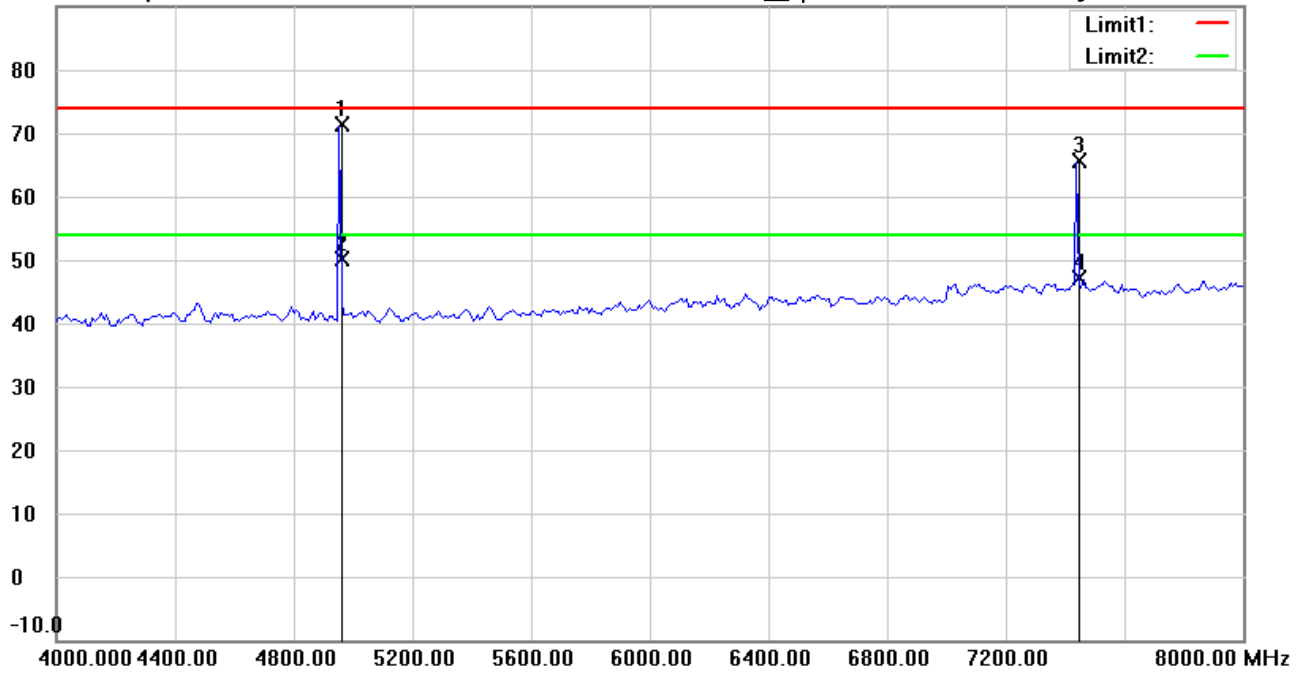
Date: 2019/5/11

Temperature:24 °C

90.0 dBuV/m

Time: 上午 09:33:05

Humidity:60 %



Site : Chamber

Condition : FCC_part 15 RE-Class C_Above 1GHz_PK

Polarization: **Vertical**

EUT : W6R21904-18926

Power : 1.5 Vd.c.

M/N:

Distance: 3m

Test Mode : TX 2479MHz

Note :

Mk.	Frequency (MHz)	Reading (dBuV)	Detector	Corr. factor (dB/m)	Result (dBuV/m)	Limit (dBuV/m)	Ant.Pos (cm)	Tab.Pos (deg.)	Margin (dB)	Comment
*	4953.908	71.62	peak	-0.17	71.45	74.00	230	197	-2.55	
	4953.908	50.39	AVG	-0.17	50.22	54.00	230	197	-3.78	
	7438.878	60.70	peak	4.89	65.59	74.00	145	185	-8.41	
	7438.878	42.16	AVG	4.89	47.05	54.00	145	185	-6.95	



Address:6F.,No.58,Ln 188,Ruey Kuang Rd,Neihu,Taipei
 Tel:+886-2-6606-8877
 Fax:+886-2-6606-8879

Radiated Emission Measurement

Operator: Leon

File :3

Data :#3

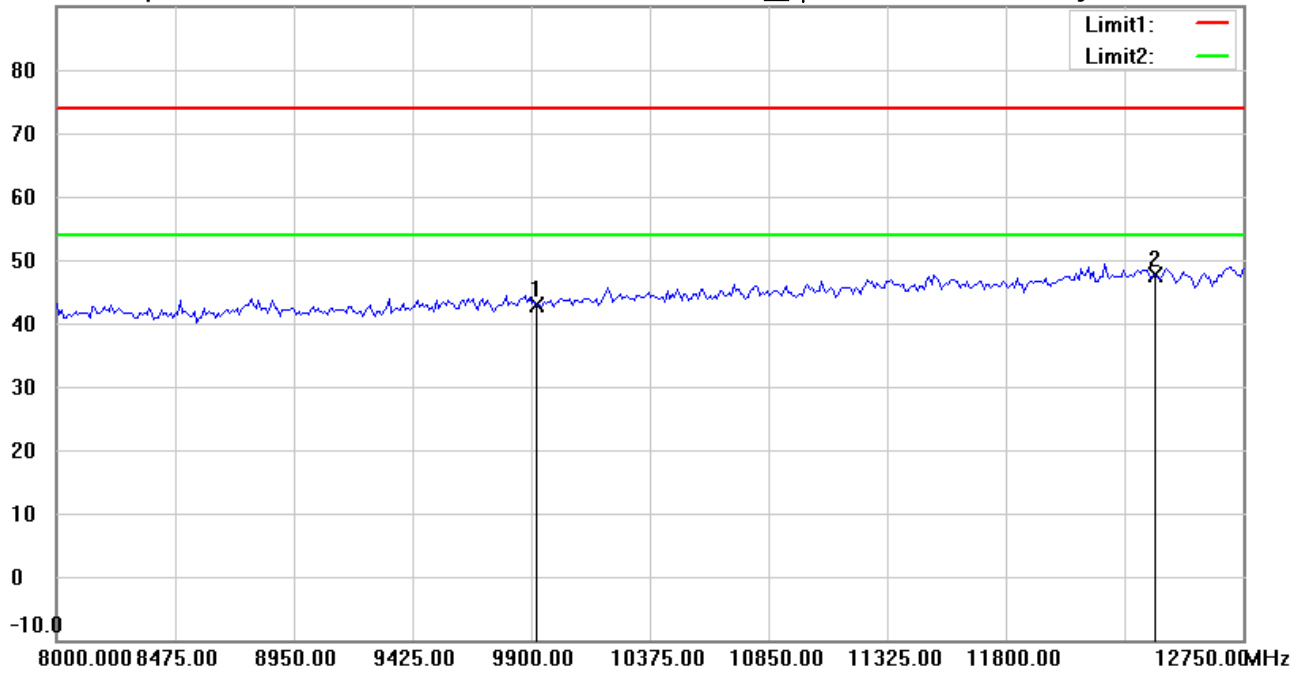
Date: 2019/5/11

Temperature:24 °C

90.0 dBuV/m

Time: 上午 09:22:14

Humidity:60 %



Site : Chamber

Condition : FCC_part 15 RE-Class C_Above 1GHz_PK

Polarization: *Horizontal*

EUT : W6R21904-18926

Power : 1.5 Vd.c.

M/N:

Distance: 3m

Test Mode : TX 2479MHz

Note :

Mk.	Frequency (MHz)	Reading (dBuV)	Detector	Corr. factor (dB/m)	Result (dBuV/m)	Limit (dBuV/m)	Ant.Pos (cm)	Tab.Pos (deg.)	Margin (dB)	Comment
	9916.000	35.15	peak	7.82	42.97	74.00	100	175	-31.03	
*	12395.000	33.67	peak	13.95	47.62	74.00	100	80	-26.38	

*:Maximum data x:Over limit !:over margin



Address:6F.,No.58,Ln 188,Ruey Kuang Rd,Neihu,Taipei
 Tel:+886-2-6606-8877
 Fax:+886-2-6606-8879

Radiated Emission Measurement

Operator: Leon

File :3

Data :#8

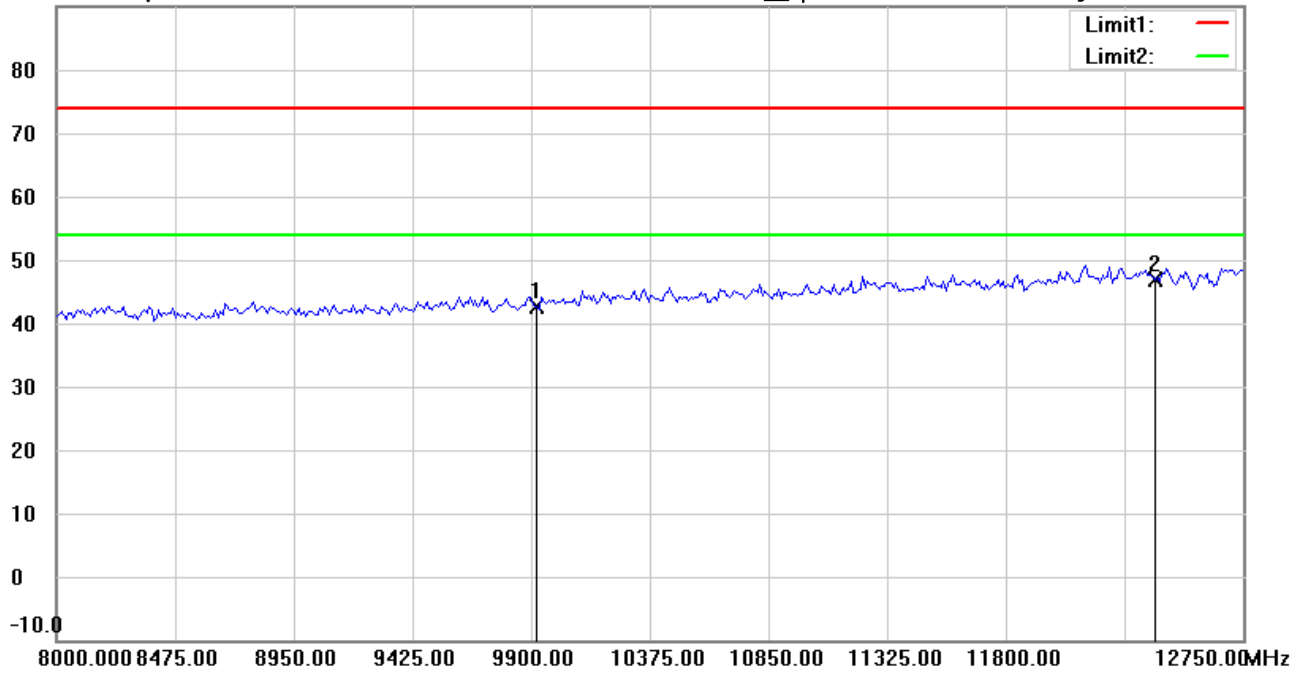
Date: 2019/5/11

Temperature:24 °C

90.0 dBuV/m

Time: 上午 09:36:14

Humidity:60 %



Site : Chamber

Condition : FCC_part 15 RE-Class C_Above 1GHz_PK

Polarization: **Vertical**

EUT : W6R21904-18926

Power : 1.5 Vd.c.

M/N:

Distance: 3m

Test Mode : TX 2479MHz

Note :

Mk.	Frequency (MHz)	Reading (dBuV)	Detector	Corr. factor (dB/m)	Result (dBuV/m)	Limit (dBuV/m)	Ant.Pos (cm)	Tab.Pos (deg.)	Margin (dB)	Comment
	9916.000	34.70	peak	7.82	42.52	74.00	100	55	-31.48	
*	12395.000	33.00	peak	13.95	46.95	74.00	100	20	-27.05	

*:Maximum data x:Over limit !:over margin



Address:6F.,No.58,Ln 188,Ruey Kuang Rd,Neihu,Taipei
 Tel:+886-2-6606-8877
 Fax:+886-2-6606-8879

Radiated Emission Measurement

Operator: Leon

File :3

Data :#4

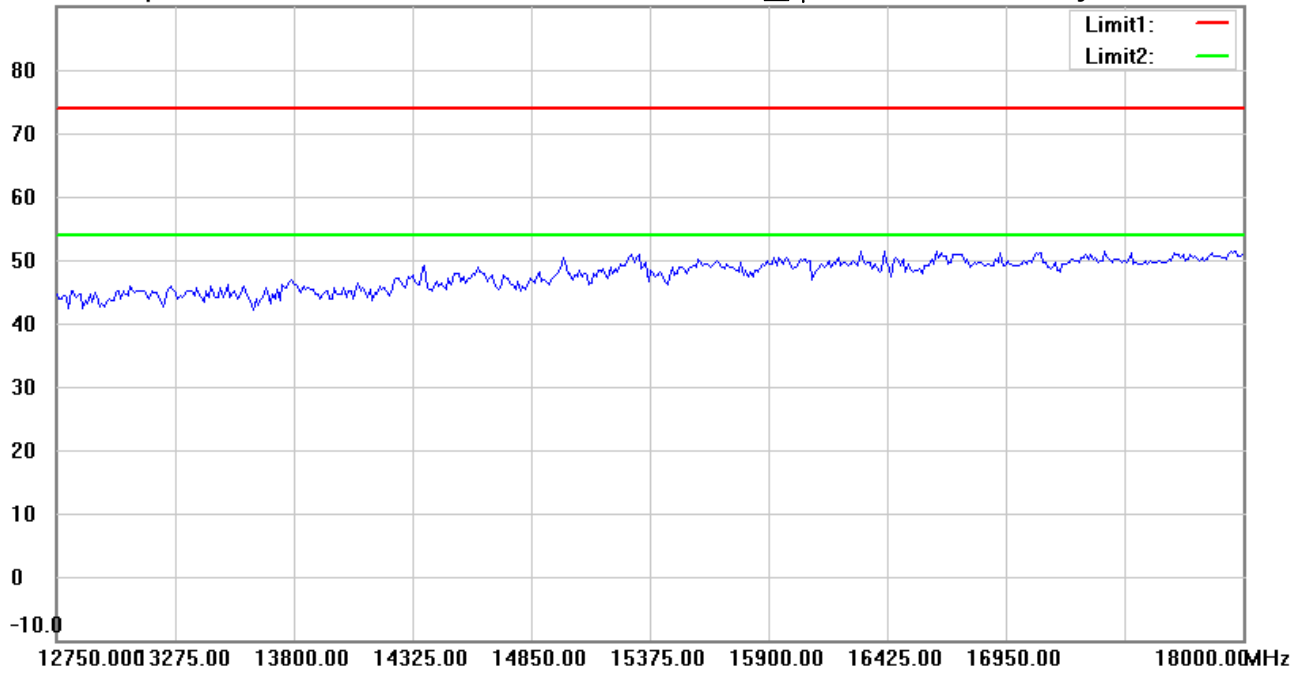
Date: 2019/5/11

Temperature:24 °C

90.0 dBuV/m

Time: 上午 09:24:27

Humidity:60 %



Site : Chamber

Condition : FCC_part 15 RE-Class C_Above 1GHz_PK

Polarization: *Horizontal*

EUT : W6R21904-18926

Power : 1.5 Vd.c.

M/N:

Distance: 3m

Test Mode : TX 2479MHz

Note :

Mk.	Frequency (MHz)	Reading (dBuV)	Detector	Corr. factor (dB/m)	Result (dBuV/m)	Limit (dBuV/m)	Ant.Pos (cm)	Tab.Pos (deg.)	Margin (dB)	Comment
-----	-----------------	----------------	----------	---------------------	-----------------	----------------	--------------	----------------	-------------	---------

*:Maximum data x:Over limit !:over margin



Address:6F.,No.58,Ln 188,Ruey Kuang Rd,Neihu,Taipei
 Tel:+886-2-6606-8877
 Fax:+886-2-6606-8879

Radiated Emission Measurement

Operator: Leon

File :3

Data :#9

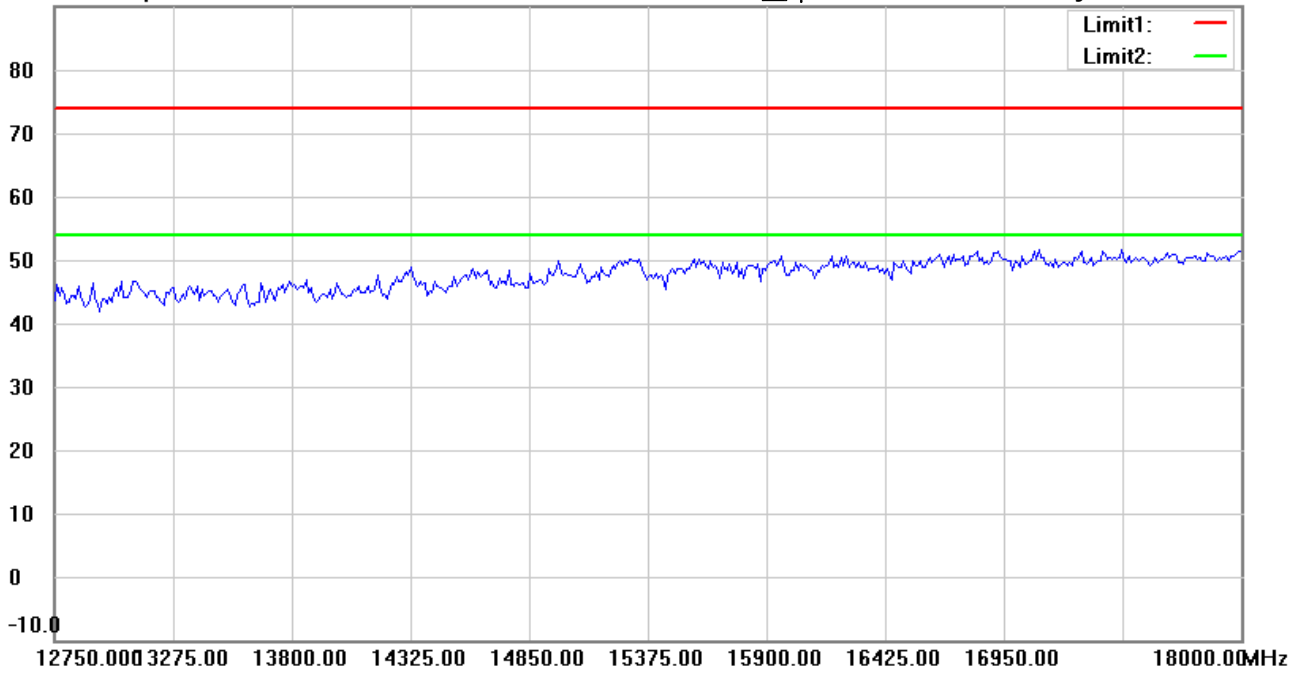
Date: 2019/5/11

Temperature:24 °C

90.0 dBuV/m

Time: 上午 09:38:35

Humidity:60 %



Site : Chamber

Condition : FCC_part 15 RE-Class C_Above 1GHz_PK

Polarization: *Vertical*

EUT : W6R21904-18926

Power : 1.5 Vd.c.

M/N:

Distance: 3m

Test Mode : TX 2479MHz

Note :

Mk.	Frequency (MHz)	Reading (dBuV)	Detector	Corr. factor (dB/m)	Result (dBuV/m)	Limit (dBuV/m)	Ant.Pos (cm)	Tab.Pos (deg.)	Margin (dB)	Comment
-----	-----------------	----------------	----------	---------------------	-----------------	----------------	--------------	----------------	-------------	---------

*:Maximum data x:Over limit !:over margin



Address:6F.,No.58,Ln 188,Ruey Kuang Rd,Neihu,Taipei
 Tel:+886-2-6606-8877
 Fax:+886-2-6606-8879

Radiated Emission Measurement

Operator: Leon

File :3

Data :#5

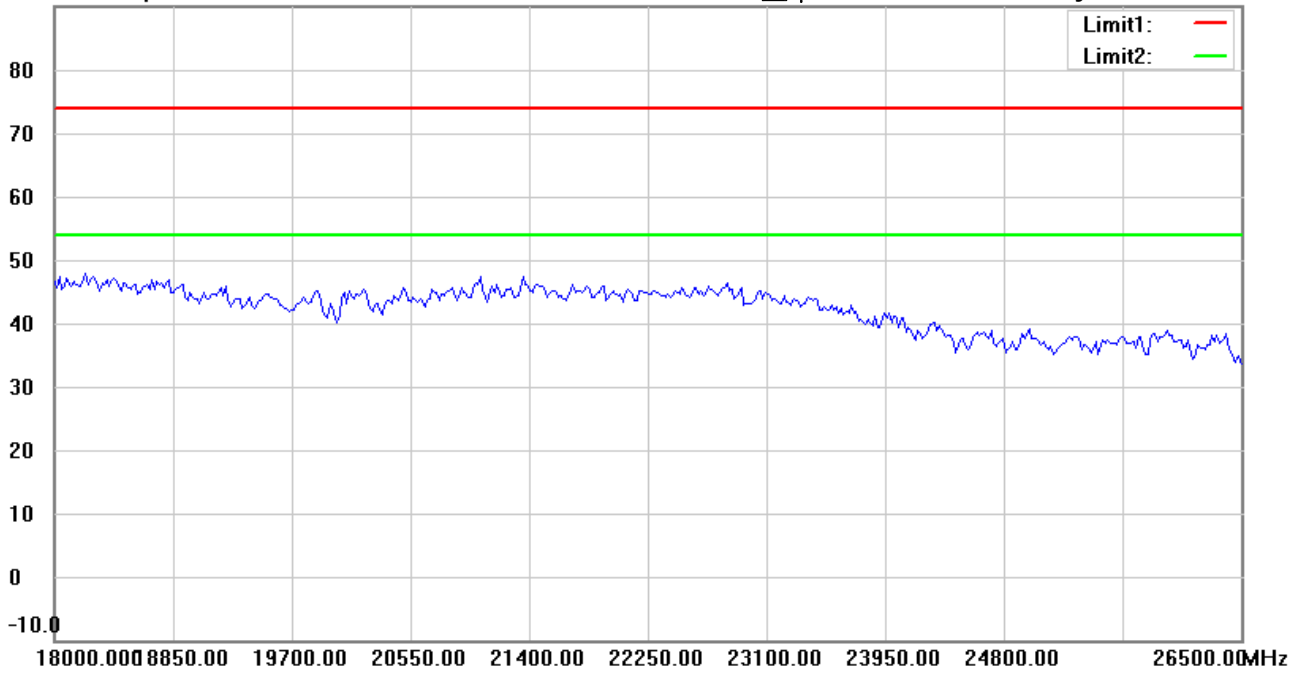
Date: 2019/5/11

Temperature:24 °C

90.0 dBuV/m

Time: 上午 09:26:41

Humidity:60 %



Site : Chamber

Condition : FCC_part 15 RE-Class C_Above 1GHz_PK

Polarization: *Horizontal*

EUT : W6R21904-18926

Power : 1.5 Vd.c.

M/N:

Distance: 3m

Test Mode : TX 2479MHz

Note :

Mk.	Frequency (MHz)	Reading (dBuV)	Detector	Corr. factor (dB/m)	Result (dBuV/m)	Limit (dBuV/m)	Ant.Pos (cm)	Tab.Pos (deg.)	Margin (dB)	Comment
-----	-----------------	----------------	----------	---------------------	-----------------	----------------	--------------	----------------	-------------	---------

*:Maximum data x:Over limit !:over margin



Address:6F.,No.58,Ln 188,Ruey Kuang Rd,Neihu,Taipei
 Tel:+886-2-6606-8877
 Fax:+886-2-6606-8879

Radiated Emission Measurement

Operator: Leon

File :3

Data :#10

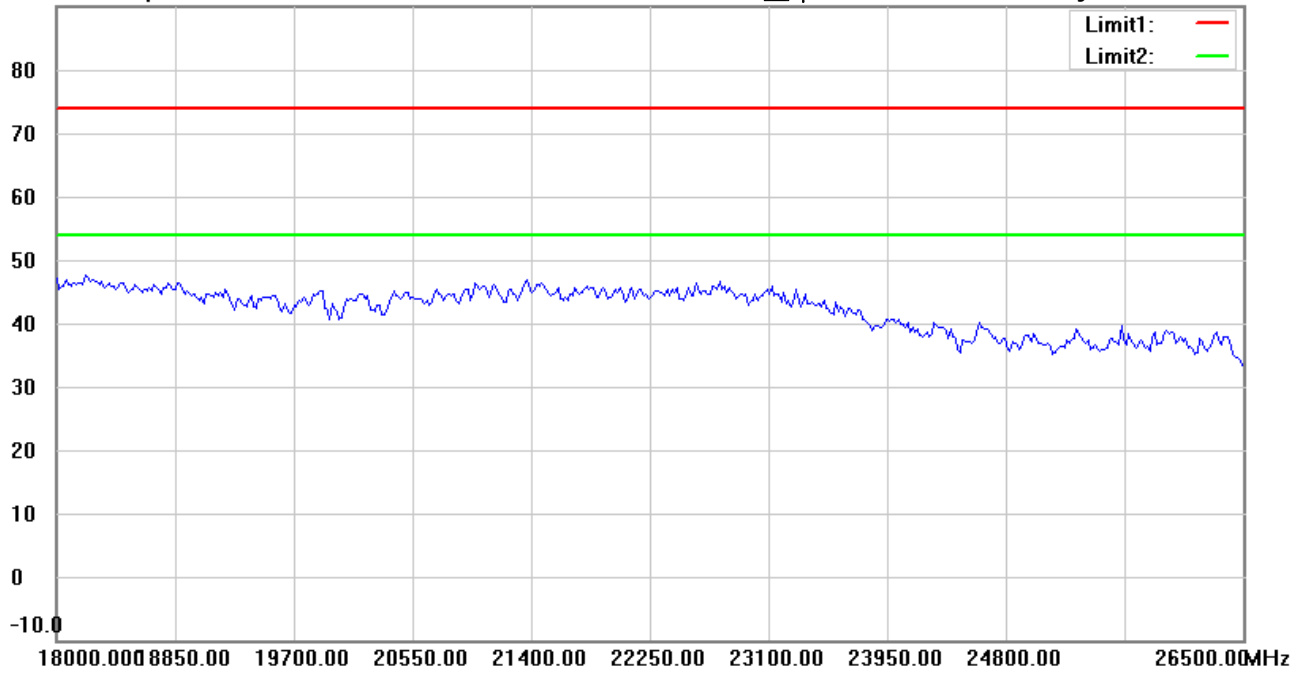
Date: 2019/5/11

Temperature:24 °C

90.0 dBuV/m

Time: 上午 09:41:09

Humidity:60 %



Site : Chamber

Condition : FCC_part 15 RE-Class C_Above 1GHz_PK

Polarization: *Vertical*

EUT : W6R21904-18926

Power : 1.5 Vd.c.

M/N:

Distance: 3m

Test Mode : TX 2479MHz

Note :

Mk.	Frequency (MHz)	Reading (dBuV)	Detector	Corr. factor (dB/m)	Result (dBuV/m)	Limit (dBuV/m)	Ant.Pos (cm)	Tab.Pos (deg.)	Margin (dB)	Comment
-----	-----------------	----------------	----------	---------------------	-----------------	----------------	--------------	----------------	-------------	---------

*:Maximum data x:Over limit !:over margin