

**47 CFR PART 15 SUBPART C TEST REPORT**

**for**

**Receiver unit**

**Model No.: ELECOM02C**

**FCC ID: YWO-ELECOM02C**

**of**

**Applicant: ELECOM CO., LTD.**

**Address: Fushimimachi 4-1-1, Chuo-ku, Osaka City, Osaka Japan 541-8765**

**Tested and Prepared**

**by**

**Worldwide Testing Services (Taiwan) Co., Ltd.**

**FCC Registration No.: TW1477, TW1072**

**Industry Canada filed test laboratory Reg. No. 20037**



**Report No.: W6M22112-21460-C-1**

6F, NO. 58, LANE 188, RUEY-KUANG RD., NEIHU TAIPEI 114, TAIWAN, R.O.C.  
TEL: 886-2-66068877 FAX: 886-2-66068879 E-mail: [wts@wts-lab.com](mailto:wts@wts-lab.com)



Registration number: W6M22112-21460-C-1  
FCC ID: YWO-ELECOM02C

## **TABLE OF CONTENTS**

<b>1</b>	<b>GENERAL INFORMATION</b>	<b>2</b>
1.1	NOTES	2
1.2	TESTING LABORATORY	3
1.2.1	Location	3
1.2.2	Details of accreditation status	3
1.3	DETAILS OF APPROVAL HOLDER	4
1.4	APPLICATION DETAILS	4
1.5	GENERAL INFORMATION OF TEST ITEM	4
1.6	TEST STANDARDS	4
<b>2</b>	<b>TECHNICAL TEST</b>	<b>5</b>
2.1	SUMMARY OF TEST RESULTS	5
2.2	TEST ENVIRONMENT	5
2.3	TEST EQUIPMENT LIST	6
2.4	GENERAL TEST PROCEDURE	9
<b>3</b>	<b>TEST RESULTS (ENCLOSURE)</b>	<b>10</b>
3.1	PEAK OUTPUT POWER (TRANSMITTER)	11
3.2	EQUIVALENT ISOTROPIC RADIATED POWER	17
3.3	RF EXPOSURE COMPLIANCE REQUIREMENTS	17
3.4	OUT OF BAND RADIATED EMISSIONS	17
3.5	SPURIOUS EMISSION (TX)	18
3.6	RADIATED EMISSIONS FROM RECEIVER PART	19
3.7	RADIATED EMISSION ON THE BAND EDGE	20
3.8	POWER LINE CONDUCTED EMISSION	24



# Worldwide Testing Services(Taiwan) Co., Ltd.

Registration number: W6M22112-21460-C-1  
FCC ID: YWO-ELECOM02C

## 1 General Information

### **1.1 Notes**

The purpose of conformity testing is to increase the probability of adherence to the essential requirements or conformity specifications, as appropriate.

The complexity of the technical specifications, however, means that full and thorough testing is impractical for both technical and economic reasons.

Furthermore, there is no guarantee that a test sample which has passed all the relevant tests conforms to a specification.

Neither is there any guarantee that such a test sample will interwork with other genuinely open systems. The existence of the tests nevertheless provides the confidence that the test sample possesses the qualities as maintained and that its performance generally conforms to representative cases of communications equipment.

The test results of this test report relate exclusively to the item tested as specified in 1.5.

The test report may only be reproduced or published in full.

Reproduction or publication of extracts from the report requires the prior written approval of the Worldwide Testing Services(Taiwan) Co., Ltd.

### **Tester:**

January 28, 2022

Rick Chen

*Rick Chen.*

Date

WTS-Lab.

Name

Signature

### **Technical responsibility for area of testing:**

January 28, 2022

Kevin Wang

*Kevin Wang*

Date

WTS

Name

Signature



Registration number: W6M22112-21460-C-1

FCC ID: YWO-ELECOM02C

## **1.2 Testing laboratory**

### **1.2.1 Location**

OATS

No.5-1, Lishui, Shuang Sing Village,  
Wanli Dist., New Taipei City 207,  
Taiwan (R.O.C.)

3 meter semi-anechoic chamber

No.35, Aly. 21, Ln. 228, Ankang Rd., Neihu Dist., Taipei City 114, Taiwan (R.O.C.)

TEL:886-2-6613-0228

FAX:886-2-2791-5046

Company

Worldwide Testing Services(Taiwan) Co., Ltd.

6F, NO. 58, LANE 188, RUEY-KUANG RD.

NEIHU, TAIPEI 114, TAIWAN R.O.C.

Tel : 886-2-66068877

Fax : 886-2-66068879

### **1.2.2 Details of accreditation status**

Accredited testing laboratory

FCC filed test laboratory Reg. No. TW1477, TW1072

Industry Canada filed test laboratory Reg. No. 20037

**Test location, where different from Worldwide Testing Services (Taiwan) Co., Ltd. :**

Name: ./.

Accredited number: ./.

Street: ./.

Town: ./.

Country: ./.

Telephone: ./.

Fax: ./.



Registration number: W6M22112-21460-C-1

FCC ID: YWO-ELECOM02C

### **1.3 Details of approval holder**

Name: ELECOM CO., LTD.  
Street: Fushimimachi 4-1-1, Chuo-ku,  
City: Osaka City, Osaka  
Country: Japan 541-8765

### **1.4 Application details**

Date of receipt of test item: January 17, 2022  
Date of test: From January 18, 2022 to January 28, 2022

### **1.5 General information of Test item**

Type of test item: Receiver unit  
Model Number: ELECOM02C  
Brand Name: ELECOM  
Multi-listing model number: ./.  
Photos: ./.

#### **Technical data**

Frequency band: 2400-2483.5 MHz  
Operation Frequency: 2402-2480 MHz  
Operation modes: Duplex  
Modulation Type: GFSK  
Antenna type: PCB Antenna  
Power supply: USB 5Vd.c.

#### **Manufacturer: (if different from applicant)**

Name: ./.  
Street: ./.  
Town: ./.  
Country: ./.

### **1.6 Test standards**

Technical standard : 47 CFR PART 15 SUBPART C § 15.249 (2020-10)



Registration number: W6M22112-21460-C-1

FCC ID: YWO-ELECOM02C

**2 Technical test**

**2.1 Summary of test results**

No deviations from the technical specification(s) were ascertained in the course of the tests performed.

**or**

The deviations were ascertained in the course of the tests performed.

**2.2 Test environment**

Relative humidity content: 20 ... 75 %


Air pressure: 86 ... 103 kPa

Details Power supply: USB 5Vd.c.

Extreme conditions parameters: ./.

Test item Name	Uncertainty
Estimation Result of Uncertainty of Conducted Emission (Power Line Conducted Emission)	Expanded Uncertainty : AMN : 1.03 dB Voltage probe : 1.05 dB
Estimation Result of Uncertainty of Radiated Emission(3M) (Peak Output Power (transmitter), Equivalent isotropic radiated power, RF Exposure Compliance Requirements, Out of Band Radiated Emissions, Spurious emission (tx), Radiated Emissions from Receiver Part)	Expanded Uncertainty : 0.009-30 MHz : 3.48 dB 30-1000 MHz : 4.48 dB 1-18 GHz : 4.15 dB 18-40 GHz : 3.78 dB
Estimation Result of Uncertainty of Band Edge Measurement (Radiated Emission on the band edge)	Expanded Uncertainty : 0.67 dBc
Estimation Result of Uncertainty of Bandwidth Measurement (Occupied Bandwidth)	Expanded Uncertainty : 0.45 kHz

The decision rule is: Measurement uncertainty is not included in the calculation of test results.



# Worldwide Testing Services(Taiwan) Co., Ltd.

Registration number: W6M22112-21460-C-1

FCC ID: YWO-ELECOM02C

## 2.3 Test Equipment List

No.	Test equipment	Type	Serial No.	Manufacturer	Cal. Date	Next Cal. Date
ETSTW-CE 001	EMI TEST RECEIVER	ESHS10	842121/013	R&S	2021/6/17	2022/6/16
ETSTW-CE 003	AC POWER SOURCE	APS-9102	D161137	GW	Function Test	
ETSTW-CE 004	ZWEILEITER-V-NETZNACHBILDUNG TWO-LINE V-NETWORK	ESH3-Z5	840731/011	R&S	2021/11/9	2022/11/8
ETSTW-CE 006	IMPULSBEGRENZER PULSE LIMITER	ESH3-Z2	100226	R&S	2021/9/22	2022/9/21
ETSTW-CE 008	HF-EICHLLEITUNG RF STEP ATTENUATOR 139dB DPSP	334.6010.02	844581/024	R&S	Function Test	
ETSTW-CE 009	TEMP.&HUMIDITY CHAMBER	GTH-225-40-1P-U	MAA0305-009	GIANT FORCE	2021/7/29	2022/7/28
ETSTW-CE 016	TWO-LINE V-NETWORK	ENV216	100050	R&S	2021/11/8	2022/11/7
ETSTW-CE 028	MXE EMI Receiver	N9038A	MY53220110	Agilent	2021/7/28	2022/7/27
ETSTW-RE 003	EMI TEST RECEIVER	ESI 26	831438/001	R&S	2021/6/17	2022/6/16
ETSTW-RE 004	EMI TEST RECEIVER	ESI 40	832427/004	R&S	2021/9/28	2022/9/27
ETSTW-RE 012	TUNABLE BANDREJECT FILTER	D.C 0309	146	K&L	Function Test	
ETSTW-RE 013	TUNABLE BANDREJECT FILTER	D.C 0336	397	K&L	Function Test	
ETSTW-RE 018	MICROWAVE HORN ANTENNA	AT4560	27212	AR	2021/8/4	2022/8/3
ETSTW-RE 019	MICROWAVE HORN ANTENNA	22240-25	121074	FM	2021/5/31	2022/5/30
ETSTW-RE 027	Passive Loop Antenna	6512	00034563	ETS-Lindgren	2021/6/16	2022/6/15
ETSTW-RE 030	Double-Ridged Guide Horn Antenna	3117	00035224	ETS-Lindgren	2021/5/5	2022/5/4
ETSTW-RE 042	Biconical Antenna	HK116	100172	R&S	2021/3/18	2022/3/17
ETSTW-RE 043	Log-Periodic Dipole Antenna	HL223	100166	R&S	2021/5/21	2022/5/20
ETSTW-RE 044	Log-Periodic Antenna	HL050	100094	R&S	2021/7/14	2022/7/13
ETSTW-RE 045	ESA-E SERIES SPECTRUM ANALYZER	E4404B	MY45111242	Agilent	Pre-test Use	
ETSTW-RE 050	Attenuator 10dB	50HF-010-1	None	JFW	2021/2/19	2022/2/18
ETSTW-RE 051	Attenuator 6dB	50HF-006-1	None	JFW	2021/2/19	2022/2/18
ETSTW-RE 053	Attenuator 3dB	50HF-003-1	None	JFW	2021/2/19	2022/2/18
ETSTW-RE 055	SPECTRUM ANALYZER	FSU 26	200074	R&S	2021/3/16	2022/3/15
ETSTW-RE 060	Attenuator 30dB	5015-30	F651012z-01	ATM	2021/2/19	2022/2/18
ETSTW-RE 062	Amplifier Module	CHC 2	None	KMIC	2021/5/14	2022/5/13
ETSTW-RE 064	Bluetooth Test Set	MT8852B-042	6K00005709	Anritsu	Function Test	
ETSTW-RE 069	Double-Ridged Guide Horn Antenna	3117	00069377	ETS-Lindgren	Function Test	
ETSTW-RE 072	CELL SITE TEST SET	8921A	3339A00375	HP	2021/10/27	2022/10/26
ETSTW-RE 088	SOLID STATE AMPLIFIER	KMA180265A01	99057	KMIC	2021/9/17	2022/9/16
ETSTW-RE 091	Match Pad	MDCS1500	None	WOKEN	2021/5/27	2022/5/26
ETSTW-RE 099	DC Block	50DB-007-1	None	JFW	2021/2/19	2022/2/18
ETSTW-RE 112	AC POWER SOURCE	TFC-1005	T-0A023536	T-Power	Function test	
ETSTW-RE 115	2.4GHz Notch Filter	N0124411	473874	MICROWAVE CIRCUITS	2022/1/5	2023/1/4



# Worldwide Testing Services(Taiwan) Co., Ltd.

Registration number: W6M22112-21460-C-1

FCC ID: YWO-ELECOM02C

ETSTW-RE 120	RF Player	MP9200	MP9210-111022	ADIVIC	2021/10/29	2022/10/28
ETSTW-RE 122	SIGNAL GENERATOR	SMF100A	102149	R&S	2021/6/8	2022/6/7
ETSTW-RE 125	5GHz Notch filter	5NSL11-5200/E221.3-O/O	1	K&L Microwave	2021/8/6	2022/8/5
ETSTW-RE 126	5GHz Notch filter	5NSL12-5800/E221.3-O/O	1	K&L Microwave	2021/8/6	2022/8/5
ETSTW-RE 127	RF Switch Box	RFS-01	None	WTS	2021/2/19	2022/2/18
ETSTW-RE 128	5.3GHz Notch filter	N0153001	SN487233	Microwave Circuits	2021/8/6	2022/8/5
ETSTW-RE 129	5.5GHz Notch filter	N0555984	SN487234	Microwave Circuits	2021/8/6	2022/8/5
ETSTW-RE 130	Handheld RF Spectrum Analyzer	N9340A	CN0147000204	Agilent	Pre-test Use	
ETSTW-RE 142	Amplifier	8447D	2805A03378	Agilent	2021/5/14	2022/5/13
ETSTW-RE 146	Preamplifier	JPA-10M1G	15090004	JPT	2021/6/4	2022/6/3
ETSTW-RE 152	Bi-log Hybrid Antenna	MCTD 2786B	BLB20J04029	ETC	2021/10/5	2022/10/4
ETSTW-RE 153	Signal Analyzer	FSV40	101929	R&S	2021/10/6	2022/10/5
ETSTW-RE 159	Bi-log Hybrid Antenna (30M~1000 MHz)	MCTD 2786B	BLB21N04035	ETC	2021/12/06	2022/12/05
ETSTW-RF 002	Electromagnetic field probe	LF-30	K-0007	STT	2021/7/19	2022/7/18
ETSTW-EMI 011	USB Compact Modulator	SFC-U	101689	R&S	2021/6/2	2022/6/1
ETSTW-GSM 002	Universal Radio Communication Tester	CMU 200	109439	R&S	2021/3/16	2022/3/15
ETSTW-GSM 003	Radio Communication Analyzer	MT8820C	6201342073	Anritsu	2021/4/27	2022/4/26
ETSTW-GSM 004	Wideband Radio Communication Tester	CMW500	128092	R&S	2021/10/29	2022/10/28
ETSTW-GSM 019	Band Reject Filter	WRCTF824/849-822/851-40 /12+9SS	3	WI	2022/1/5	2023/1/4
ETSTW-GSM 020	Band Reject Filter	WRCD1747/1748-1743/1752-32/5SS	1	WI	2022/1/5	2023/1/4
ETSTW-GSM 021	Band Reject Filter	WRCD1879.5/1880.5-1875.5/1884.5-32/5SS	3	WI	2022/1/5	2023/1/4
ETSTW-GSM 022	Band Reject Filter	WRCT901.9/903.1-904.25-50/8SS	1	WI	2022/1/5	2023/1/4
ETSTW-GSM 023	Power Divider	4901.19.A	None	SUHNER	2021/9/7	2022/9/6
ETSTW-GSM 024	Radio Communication Analyzer	MT8821C	None	Anritsu	2021/4/1	2022/3/31
ETSTW-GSM 025	Band Reject Filter	BRM19835	001	Micro-Tronics	2021/8/6	2022/8/5
ETSTW-Cable 011	SMA to N type Cable	RGU-400	None	THERMAX	Pre-test Use NCR	
ETSTW-Cable 016	BNC Cable	Switch Box	B Cable 1	Schwarz beck	2021/2/19	2022/2/18
ETSTW-Cable 017	BNC Cable	X Cable	B Cable 2	Schwarz beck	2021/2/19	2022/2/18
ETSTW-Cable 018	BNC Cable	Y Cable	B Cable 3	Schwarz beck	2021/2/19	2022/2/18
ETSTW-Cable 019	BNC Cable	Z Cable	B Cable 4	Schwarz beck	2021/2/19	2022/2/18
ETSTW-Cable 020	N TYPE Cable	OATS Cable 1	N30N30-L335-15M	JYE BAO CO.,LTD.	2021/7/1	2022/6/30
ETSTW-Cable 027	Microwave Cable	SUCOFLEX 104	279083	HUBER+SUHNER	2021/5/7	2022/5/6
ETSTW-Cable 028	Microwave Cable	FA147A0015M2020	30064-2	UTIFLEX	2021/9/17	2022/9/16
ETSTW-Cable 029	Microwave Cable	FA147A0015M2020	30064-3	UTIFLEX	2021/9/17	2022/9/16
ETSTW-Cable 030	Microwave Cable	SUCOFLEX 104 (S_Cable 9)	279067	HUBER+SUHNER	2021/2/19	2022/2/18
ETSTW-Cable 043	Microwave Cable	SUCOFLEX 104	317576	HUBER+SUHNER	2021/5/14	2022/5/13





# Worldwide Testing Services(Taiwan) Co., Ltd.

Registration number: W6M22112-21460-C-1

FCC ID: YWO-ELECOM02C

ETSTW-Cable 047	Microwave Cable	SUCOFLEX 104	325518	HUBER+SUHNER	2021/7/2	2022/7/1
ETSTW-Cable 058	Microwave Cable	SUCOFLEX 104	none	HUBER+SUHNER	2021/6/4	2022/6/3
ETSTW-Cable 064	Microwave Cable	SUCOFLEX 104	MY28891	HUBER+SUHNER	2021/5/14	2022/5/13
ETSTW-Cable 071	N TYPE CABLE	EMCCFD400-NM-NM-25000	170239	EMCI	2021/6/4	2022/6/3
ETSTW-Cable 072	SMA type cable (8m)	SUCOFLEX 104	805800/4	HUBER+SUHNER	2021/5/14	2022/5/13
ETSTW-Cable 074	SMA type cable (2m)	SUCOFLEX 104	802563/4	HUBER+SUHNER	2021/5/14	2022/5/13
WTSTW-SW 002	EMI TEST SOFTWARE	EZ EMC	None	Farad	Version ETS-03A1 Version EMEC-3A1+	
WTSTW-SW 006	EMI TEST SOFTWARE	e3	None	AUDIX	Version 9.161014	
WTSTW-SW 008	Signal studio	Agilent	None	AUDIX	Version 2.0.0.1	
ETSTW-TH 002	Thermohygrometer	608-H1	45204317	Testo	2021/10/18	2022/10/17
ETSTW-TH 003	Wireless weather station	GAIA	N/A	TFA	2021/10/18	2022/10/17



Registration number: W6M22112-21460-C-1

FCC ID: YWO-ELECOM02C

## **2.4 General Test Procedure**

**POWER LINE CONDUCTED INTERFERENCE:** The procedure used was ANSI STANDARD C63.10-2013 6.2 using a LISN (if necessary). Both lines were observed. The bandwidth of the spectrum analyzer was 10 kHz with an appropriate sweep speed.

**RADIATION INTERFERENCE:** The test procedure used was according to ANSI STANDARD C63.10-2013 6.3 employing a spectrum analyzer. For investigated frequency is equal to or below 1GHz, the RBW and VBW of the spectrum analyzer was 100 kHz and 100kHz respectively with an appropriate sweep speed. For investigated frequency is above 1GHz, both of RBW and VBW of the spectrum analyzer were 1 MHz with an appropriate sweep speed. The analyzer was calibrated in dB above a microvolt at the output of the antenna.

**FORMULA OF CONVERSION FACTORS:** The Field Strength at 3m was established by adding the meter reading of the spectrum analyzer (which is set to read in units of dB $\mu$ V) to the antenna correction factor supplied by the antenna manufacturer. The antenna correction factors are stated in terms of dB.

Example:

Freq (MHz)      METER READING + ACF + CABLE LOSS (to the receiver) = FS  
33                      20 dB $\mu$ V + 10.36 dB + 6 dB = 36.36 dB $\mu$ V/m @3m

**ANSI STANDARD C63.10-2013 6.2.2 MEASUREMENT PROCEDURES:** The EUT was placed on a table 80 cm height and with dimensions of 1m by 1.5m (non metallic table). The EUT was placed in the centre of the table. The table used for radiated measurements is capable of continuous rotation. The spectrum was scanned from 30 MHz to 10<sup>th</sup> harmonic of the fundamental.

Peak readings were taken in three (3) orthogonal planes and the highest readings.

When an emission was found, the table was rotated to produce the maximum signal strength. At this point, the antenna was raised and lowered from 1m to 4m. The antenna was placed in both the horizontal and vertical planes.

**ANSI STANDARD C63.10-2013 B.2.7:** Any measurements that utilize special test software shall be indicated and referenced in the test report. During testing, test software 'EZ EMC' was used for setting up different operation modes.



# Worldwide Testing Services(Taiwan) Co., Ltd.

Registration number: W6M22112-21460-C-1

FCC ID: YWO-ELECOM02C

## 3 Test results (enclosure)

Test case	Para. Number	Required	Test passed	Test failed
Peak Output Power	15.249 (a)	<input checked="" type="checkbox"/>	<input checked="" type="checkbox"/>	<input type="checkbox"/>
Spurious Emissions radiated – Transmitter operating	15.249 (e)	<input checked="" type="checkbox"/>	<input checked="" type="checkbox"/>	<input type="checkbox"/>
Spurious Emissions conducted – Transmitter operating	15.249 (e)	<input type="checkbox"/>	<input type="checkbox"/>	<input type="checkbox"/>
Radiated Emission from Receiver Part	15.109	<input type="checkbox"/>	<input type="checkbox"/>	<input type="checkbox"/>
Out of Band Spurious Emission, Band edge-Transmitter operating	15.249 (d)(e) 15.35 (b)	<input checked="" type="checkbox"/>	<input checked="" type="checkbox"/>	<input type="checkbox"/>
Power Line Conducted Emission	15.207	<input checked="" type="checkbox"/>	<input checked="" type="checkbox"/>	<input type="checkbox"/>

The following is intentionally left blank.



Registration number: W6M22112-21460-C-1

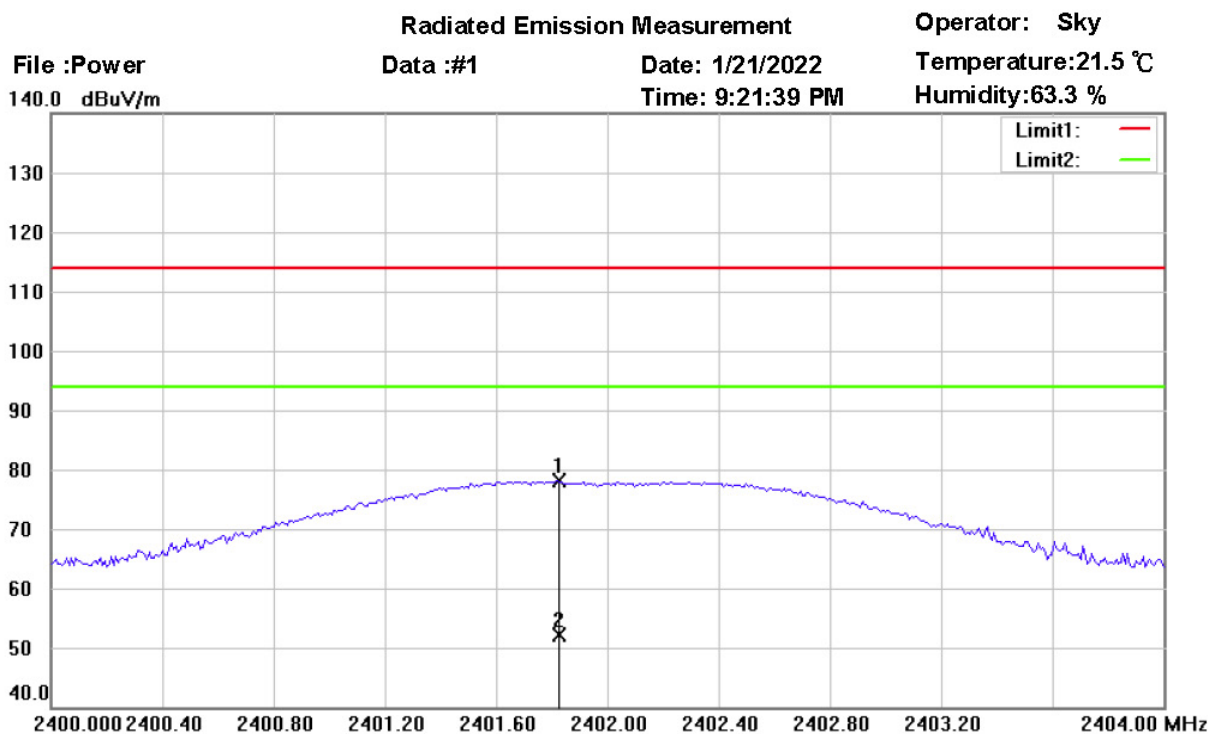
FCC ID: YWO-ELECOM02C

### 3.1 Peak Output Power (transmitter)

FCC Rule: 15.249 (a)

This measurement applies to equipment with an integral antenna and to equipment with an antenna connector and equipped with an antenna as declared by the applicant.

The power was measured with modulation (declared by the applicant).



Site : Chamber

Condition : FCC 15.249 power\_PK

EUT : W6M22112-21460

M/N:

Test Mode : TX 2402MHz

Note :

Polarization: *Horizontal*

Power : 5 Vd.c.(USB)

Distance: 3m

Mk.	Frequency (MHz)	Reading (dBuV)	Detector	Corr. factor (dB/m)	Result (dBuV/m)	Limit (dBuV/m)	Ant.Pos (cm)	Tab.Pos (deg.)	Margin (dB)	Comment
*	2401.820	39.62	peak	38.45	78.07	114.00	150	90	-35.93	
	2401.820	13.79	AVG	38.45	52.24	94.00	150	90	-41.76	



# Worldwide Testing Services(Taiwan) Co., Ltd.

Registration number: W6M22112-21460-C-1  
 FCC ID: YWO-ELECOM02C

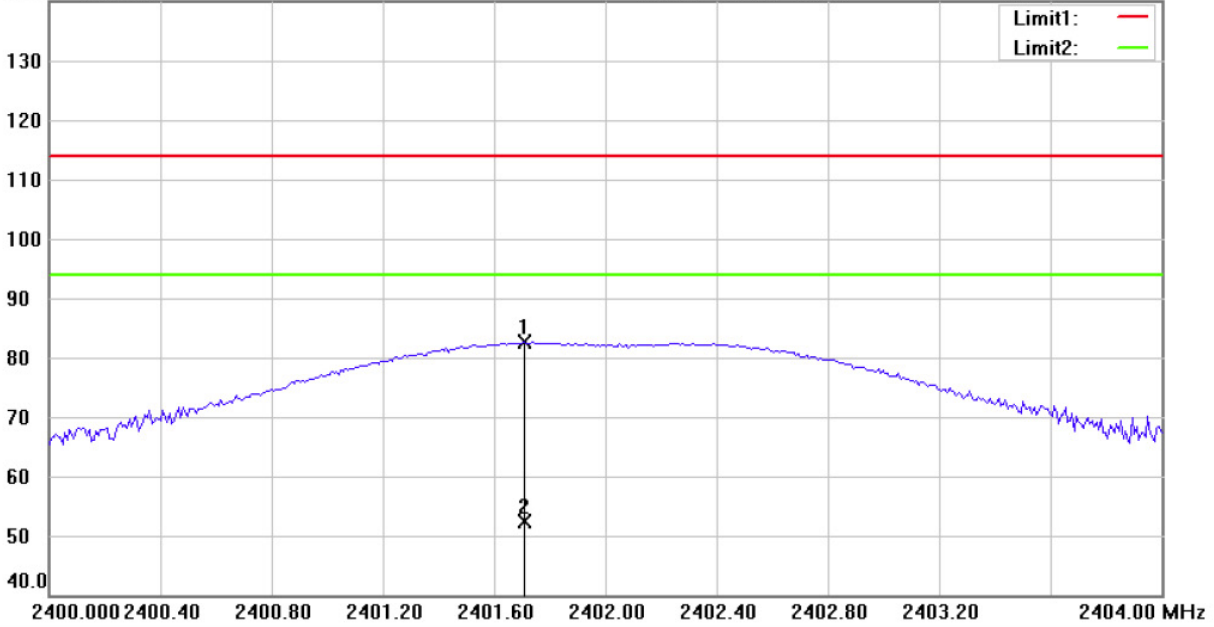
**Radiated Emission Measurement**

Operator: Sky  
 Temperature: 21.5 °C  
 Humidity: 63.3 %

File :Power  
 140.0 dBuV/m

Data :#2

Date: 1/21/2022  
 Time: 9:28:14 PM



Site : Chamber

Condition : FCC 15.249 power\_PK

EUT : W6M22112-21460

M/N:

Test Mode : TX 2402MHz

Note :

Polarization: *Vertical*

Power : 5 Vd.c.(USB)

Distance: 3m

Mk.	Frequency (MHz)	Reading (dBuV)	Detector	Corr. factor (dB/m)	Result (dBuV/m)	Limit (dBuV/m)	Ant.Pos (cm)	Tab.Pos (deg.)	Margin (dB)	Comment
*	2401.707	44.23	peak	38.45	82.68	114.00	150	49	-31.32	
	2401.707	13.99	AVG	38.45	52.44	94.00	150	49	-41.56	



# Worldwide Testing Services(Taiwan) Co., Ltd.

Registration number: W6M22112-21460-C-1  
 FCC ID: YWO-ELECOM02C

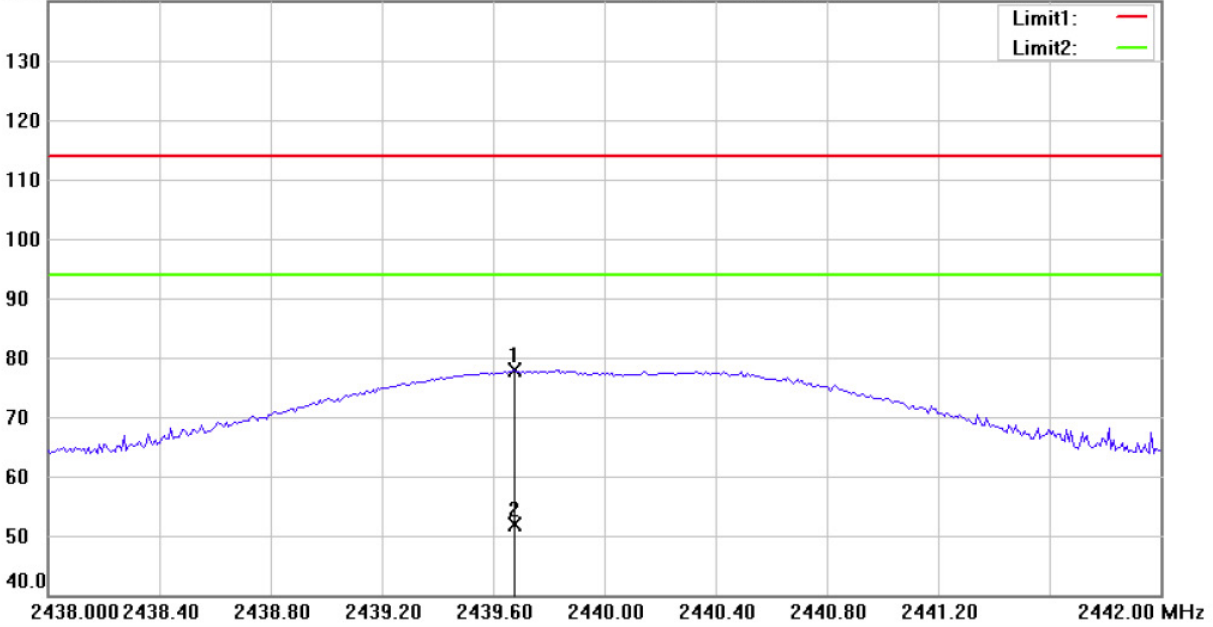
**Radiated Emission Measurement**

Operator: Sky  
 Temperature: 21.5 °C  
 Humidity: 63.3 %

File :Power  
 140.0 dBuV/m

Data :#1

Date: 1/21/2022  
 Time: 9:43:24 PM



Site : Chamber

Condition : FCC 15.249 power\_PK

EUT : W6M22112-21460

M/N:

Test Mode : TX 2440MHz

Note :

Polarization: *Horizontal*

Power : 5 Vd.c.(USB)

Distance: 3m

Mk.	Frequency (MHz)	Reading (dBuV)	Detector	Corr. factor (dB/m)	Result (dBuV/m)	Limit (dBuV/m)	Ant.Pos (cm)	Tab.Pos (deg.)	Margin (dB)	Comment
*	2439.675	39.31	peak	38.59	77.90	114.00	150	95	-36.10	
	2439.675	13.37	AVG	38.59	51.96	94.00	150	95	-42.04	



# Worldwide Testing Services(Taiwan) Co., Ltd.

Registration number: W6M22112-21460-C-1  
 FCC ID: YWO-ELECOM02C

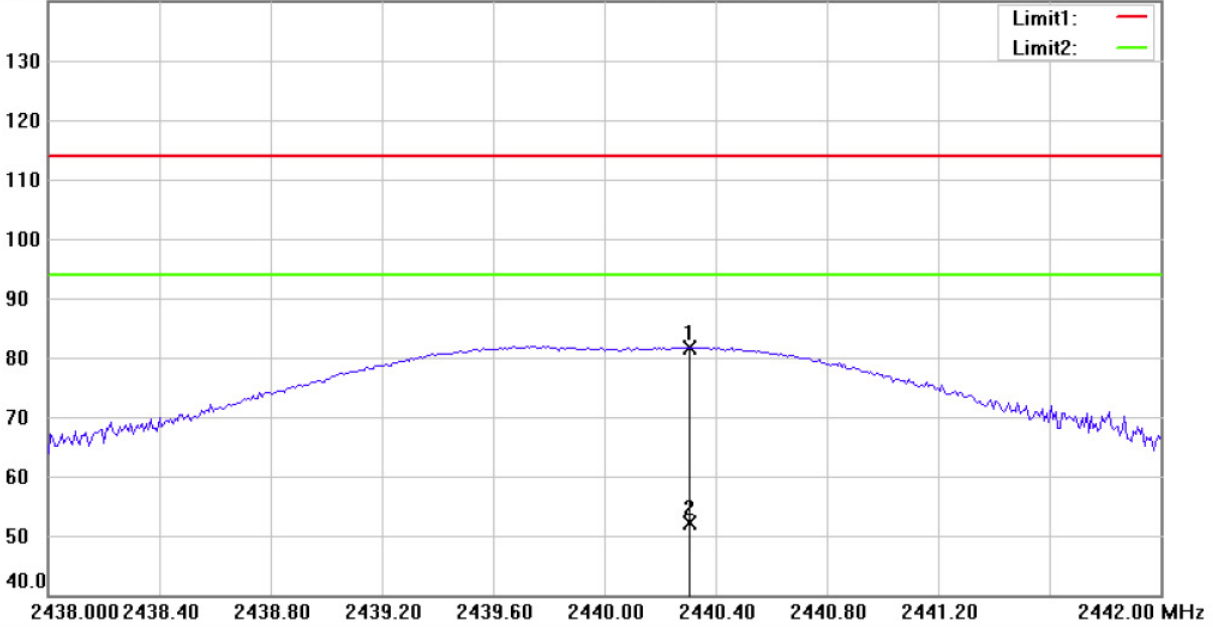
### Radiated Emission Measurement

Operator: Sky  
 Temperature: 21.5 °C  
 Humidity: 63.3 %

File :Power  
 140.0 dBuV/m

Data :#2

Date: 1/21/2022  
 Time: 9:46:48 PM



Site : Chamber

Condition : FCC 15.249 power\_PK

EUT : W6M22112-21460

M/N:

Test Mode : TX 2440MHz

Note :

Polarization: *Vertical*

Power : 5 Vd.c.(USB)

Distance: 3m

Mk.	Frequency (MHz)	Reading (dBuV)	Detector	Corr. factor (dB/m)	Result (dBuV/m)	Limit (dBuV/m)	Ant.Pos (cm)	Tab.Pos (deg.)	Margin (dB)	Comment
*	2440.301	43.06	peak	38.59	81.65	114.00	150	130	-32.35	
	2440.301	13.50	AVG	38.59	52.09	94.00	150	130	-41.91	



# Worldwide Testing Services(Taiwan) Co., Ltd.

Registration number: W6M22112-21460-C-1  
 FCC ID: YWO-ELECOM02C

## Radiated Emission Measurement

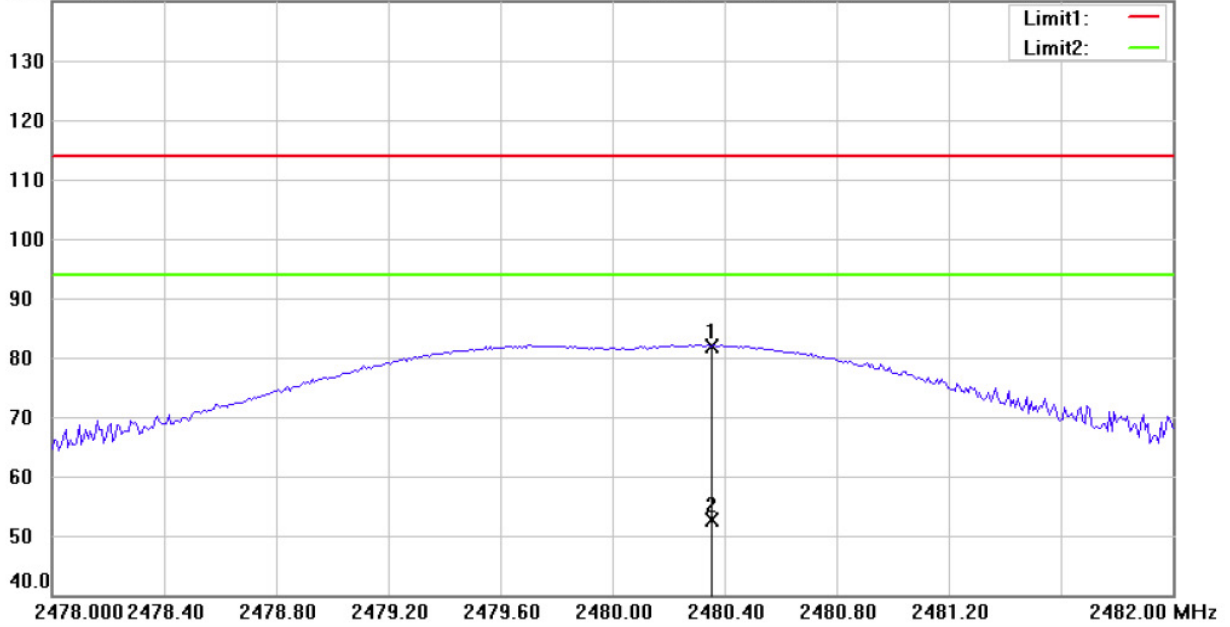
Operator: Sky

File :Power  
 140.0 dBuV/m

Data :#1

Date: 1/21/2022  
 Time: 9:55:25 PM

Temperature:21.5 °C  
 Humidity:63.3 %



Site : Chamber

Condition : FCC 15.249 power\_PK

EUT : W6M22112-21460

M/N:

Test Mode : TX 2480MHz

Note :

Polarization: *Horizontal*

Power : 5 Vd.c.(USB)

Distance: 3m

Mk.	Frequency (MHz)	Reading (dBuV)	Detector	Corr. factor (dB/m)	Result (dBuV/m)	Limit (dBuV/m)	Ant.Pos (cm)	Tab.Pos (deg.)	Margin (dB)	Comment
*	2480.351	43.24	peak	38.74	81.98	114.00	150	40	-32.02	
	2480.351	13.95	AVG	38.74	52.69	94.00	150	40	-41.31	





# Worldwide Testing Services(Taiwan) Co., Ltd.

Registration number: W6M22112-21460-C-1  
 FCC ID: YWO-ELECOM02C

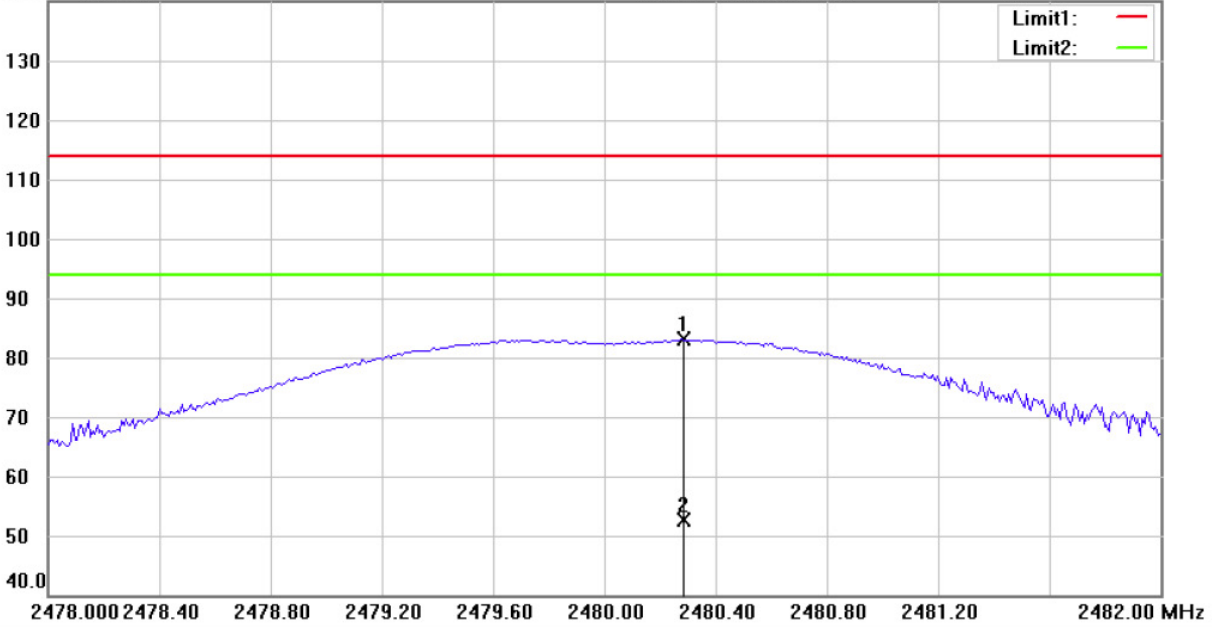
### Radiated Emission Measurement

Operator: Sky  
 Temperature: 21.5 °C  
 Humidity: 63.3 %

File :Power  
 140.0 dBuV/m

Data :#2

Date: 1/21/2022  
 Time: 10:02:16 PM



Site : Chamber

Condition : FCC 15.249 power\_PK

EUT : W6M22112-21460

M/N:

Test Mode : TX 2480MHz

Note :

Polarization: *Vertical*

Power : 5 Vd.c.(USB)

Distance: 3m

Mk.	Frequency (MHz)	Reading (dBuV)	Detector	Corr. factor (dB/m)	Result (dBuV/m)	Limit (dBuV/m)	Ant.Pos (cm)	Tab.Pos (deg.)	Margin (dB)	Comment
*	2480.277	44.27	peak	38.74	83.01	114.00	150	110	-30.99	
	2480.277	13.87	AVG	38.74	52.61	94.00	150	110	-41.39	

Test equipment used: ETSTW-RE 004, ETSTW-RE 030, ETSTW-RE 062, ETSTW-RE 142, ETSTW-RE 147



Registration number: W6M22112-21460-C-1

FCC ID: YWO-ELECOM02C

**3.2 Equivalent isotropic radiated power**

Because using an permanent antenna there are no deviations from the radiated test results according 3.1.

**3.3 RF Exposure Compliance Requirements**

Not applicable for this EUT for the low power level.

**3.4 Out of Band Radiated Emissions**

FCC Rule: 15.249 (d)(e), 15.35 (b)

Emissions radiated outside of the specified frequency bands, except for harmonics, shall be attenuated by at least 50 dB below the level of the fundamental or to the general radiated emission limits in Section 15.209, whichever is the lesser attenuation.

For frequency above 1000 MHz, the field strength limits are based on average limits. However, the peak field strength of any emission shall not exceed the maximum permitted average limits specified above by more than 20 dB under any condition of modulation. For point-to-point operation, the peak field strength shall not exceed 2500 millivolts/meter at 3 meters along the antenna azimuth.

Limits:

Frequency of Emission (MHz)	Field strength (microvolts/meter)	Field Strength (dB microvolts/meter)
30 - 88	100	40.0
88 – 216	150	43.5
216 – 960	200	46.5
Above 960	500	54.0

For frequencies above 1 GHz (Peak measurements).

Limit + 20 dB     $54.0 \text{ dB}\mu\text{V/m} + 20 \text{ dB} = 74\text{dB}\mu\text{V/m}$

Or

Must be attenuated at least 50dB below the level of fundament

Test equipment used: ETSTW-RE 004, ETSTW-RE 062, ETSTW-RE 142, ETSTW-RE 147, ETSTW-RE 030

Explanation: Please see attached diagram as appendix.



Registration number: W6M22112-21460-C-1

FCC ID: YWO-ELECOM02C

**3.5 Spurious emission (tx)**

Spurious emission was measured with modulation (declared by manufacturer).

Emissions radiated outside of the specified frequency bands, except for harmonics, shall be attenuated by at least 50 dB below the level of the fundamental or to the general radiated emission limits in Section 15.209, whichever is the lesser attenuation.

For frequencies above 1000 MHz, the field strength limits are based on average limits. However, the peak field strength of any emission shall not exceed the maximum permitted average limits specified above by more than 20 dB under any condition of modulation. For point-to-point operation, the peak field strength shall not exceed 2500 millivolts/meter at 3 meters along the antenna azimuth.

SAMPLE CALCULATION OF LIMIT. ALL results will be updated by an automatic measuring system in accordance with point 2.3.

The peak and average spurious emission plots was measured with the average limits. The critical peak value listed in the table agree with the above calculated limits.

**Summary table with radiated data of the test plots**

Model: ELECOM02C Date: --  
 Mode: -- Temperature: -- °C Engineer: --  
 Polarization: Horizontal Humidity: -- %

Frequency (MHz)	Reading (dBuV)	Detector	Factor (dB)	Result (dBuV/m)	Limit (dBuV/m)	Margin (dB)	Table Degree (Deg.)	Ant. High (cm)
--	--	--	--	--	--	--	--	--
--	--	--	--	--	--	--	--	--

Polarization: Vertical

Frequency (MHz)	Reading (dBuV)	Detector	Factor (dB)	Result (dBuV/m)	Limit (dBuV/m)	Margin (dB)	Table Degree (Deg.)	Ant. High (cm)
--	--	--	--	--	--	--	--	--
--	--	--	--	--	--	--	--	--

**Note**

1. Correction Factor = Antenna factor + Cable loss - Pre-amplifier
2. The formula of measured value as: Test Result = Reading + Correction Factor
3. Detector function in the form : PK = Peak, QP = Quasi Peak, AV = Average
4. All not in the table noted test results are more than 20 dB below the relevant limits.
5. Up Line: PK Limit Line, Down Line: Ave Limit Line.
6. Please see attached diagrams in appendix.

**TEST RESULT (Transmitter):** The unit DOES meet the FCC requirements.

Test equipment used: ETSTW-RE 004, ETSTW-RE 062, ETSTW-RE 142, ETSTW-RE 147, ETSTW-RE 030, ETSTW-RE 088, ETSTW-RE 018



Registration number: W6M22112-21460-C-1

FCC ID: YWO-ELECOM02C

**3.6 Radiated Emissions from Receiver Part**

**Summary table with radiated data of the test plots**

Model: ELECOM02C Date: --  
 Mode: -- Temperature: -- °C Engineer: --  
 Polarization: -- Humidity: -- %

Frequency (MHz)	Reading (dBuV)	Detector	Factor (dB)	Result (dBuV/m)	Limit (dBuV/m)	Margin (dB)	Table Degree (Deg.)	Ant. High (cm)
--	--	--	--	--	--	--	--	--
--	--	--	--	--	--	--	--	--
--	--	--	--	--	--	--	--	--
--	--	--	--	--	--	--	--	--

Frequency (MHz)	Reading (dBuV)		Factor (dB) Corr.	Result @3m (dBuV/m)		Limit @3m (dBuV/m)		Margin (dB)	Table Degree (Deg.)	Ant. High (cm)
	Peak	Ave.		Peak	Ave.	Peak	Ave.			
--	--	--	--	--	--	--	--	--	--	--
--	--	--	--	--	--	--	--	--	--	--
--	--	--	--	--	--	--	--	--	--	--

**Note**

- 1. Correction Factor = Antenna factor + Cable loss - Preamplifier**
- 2. The formula of measured value as: Test Result = Reading + Correction Factor**
- 3. Detector function in the form : PK = Peak, QP = Quasi Peak, AV = Average**
- 4. All not in the table noted test results are more than 20 dB below the relevant limits.**
- 5. For test result, please refer to the test report number: W6M22112-21460-P-15B.**

Test equipment used: ETSTW-RE 004, ETSTW-RE 062, ETSTW-RE 142, ETSTW-RE 147, ETSTW-RE 030

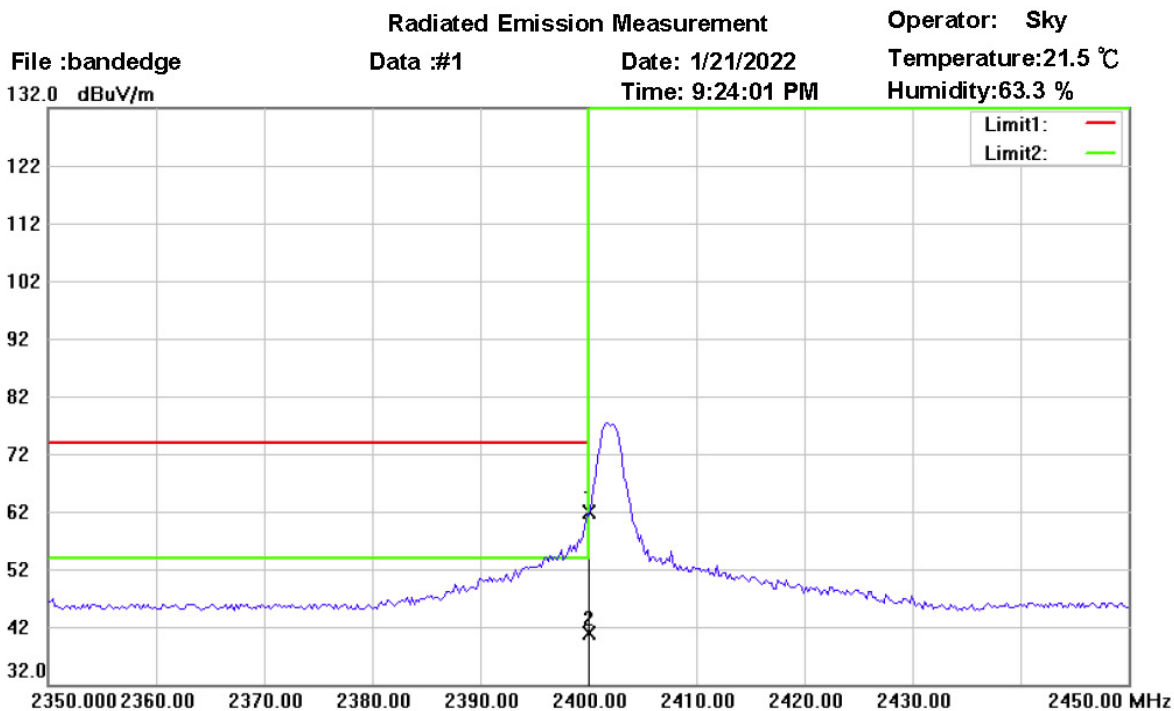


Registration number: W6M22112-21460-C-1

FCC ID: YWO-ELECOM02C

### 3.7 Radiated Emission on the band edge

From the following plots, they show that the fundamental emissions are confined in the specified band and they are at least 50 dB below the carrier level at band edge (2400 and 2483.5 MHz). It meets the requirement of section 15.249(d).



Site : Chamber

Condition : FCC 15.249 PK (Bandedge)

EUT : W6M22112-21460

M/N:

Test Mode : TX 2402MHz

Note :

Polarization: *Horizontal*

Power : 5 Vd.c.(USB)

Distance: 3m

Mk.	Frequency (MHz)	Reading (dBuV)	Detector	Corr. factor (dB/m)	Result (dBuV/m)	Limit (dBuV/m)	Ant.Pos (cm)	Tab.Pos (deg.)	Margin (dB)	Comment
*	2400.000	23.53	peak	38.44	61.97	74.00	150	90	-12.03	
	2400.000	2.51	AVG	38.44	40.95	54.00	150	90	-13.05	



# Worldwide Testing Services(Taiwan) Co., Ltd.

Registration number: W6M22112-21460-C-1  
 FCC ID: YWO-ELECOM02C

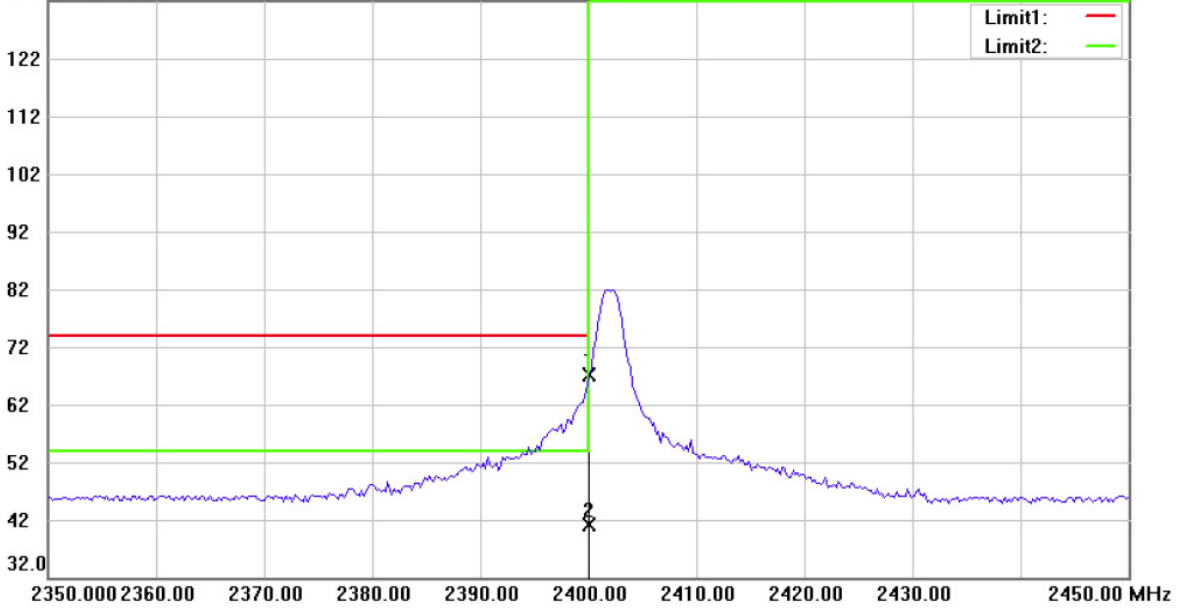
**Radiated Emission Measurement**

Operator: Sky  
 Temperature: 21.5 °C  
 Humidity: 63.3 %

File :bandedge  
 132.0 dBuV/m

Data :#2

Date: 1/21/2022  
 Time: 9:30:38 PM



Site : Chamber

Condition : FCC 15.249 PK (Bandedge)

EUT : W6M22112-21460

M/N:

Test Mode : TX 2402MHz


Note :

Polarization: *Vertical*

Power : 5 Vd.c.(USB)

Distance: 3m

Mk.	Frequency (MHz)	Reading (dBuV)	Detector	Corr. factor (dB/m)	Result (dBuV/m)	Limit (dBuV/m)	Ant.Pos (cm)	Tab.Pos (deg.)	Margin (dB)	Comment
*	2400.000	28.57	peak	38.44	67.01	74.00	150	49	-6.99	
	2400.000	2.72	AVG	38.44	41.16	54.00	150	49	-12.84	



# Worldwide Testing Services(Taiwan) Co., Ltd.

Registration number: W6M22112-21460-C-1  
 FCC ID: YWO-ELECOM02C

**Radiated Emission Measurement**

Operator: Sky

File :bandedge

Data :#1

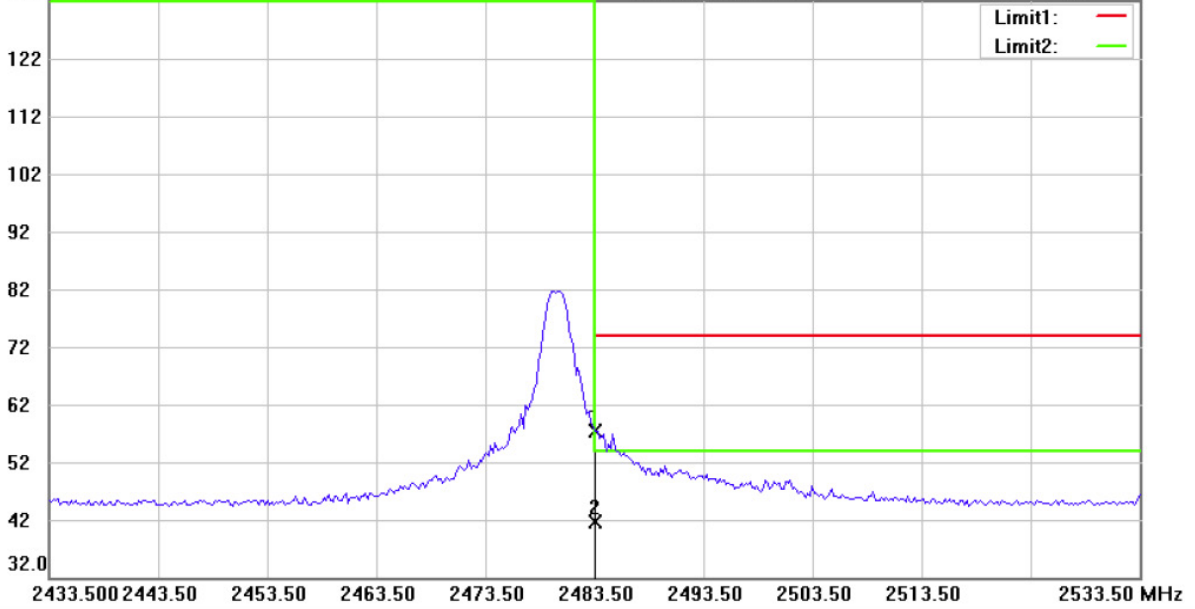
Date: 1/21/2022

Temperature:21.5 °C

132.0 dBuV/m

Time: 9:56:56 PM

Humidity:63.3 %



Site : Chamber

Condition : FCC 15.249 PK (Bandedge)

Polarization: *Horizontal*

EUT : W6M22112-21460

Power : 5 Vd.c.(USB)

M/N:

Distance: 3m

Test Mode : TX 2480MHz

Note :

Mk.	Frequency (MHz)	Reading (dBuV)	Detector	Corr. factor (dB/m)	Result (dBuV/m)	Limit (dBuV/m)	Ant.Pos (cm)	Tab.Pos (deg.)	Margin (dB)	Comment
	2483.500	18.72	peak	38.75	57.47	74.00	150	40	-16.53	
*	2483.500	2.91	AVG	38.75	41.66	54.00	150	40	-12.34	



# Worldwide Testing Services(Taiwan) Co., Ltd.

Registration number: W6M22112-21460-C-1  
 FCC ID: YWO-ELECOM02C

### Radiated Emission Measurement

Operator: Sky

File :bandedge

Data :#2

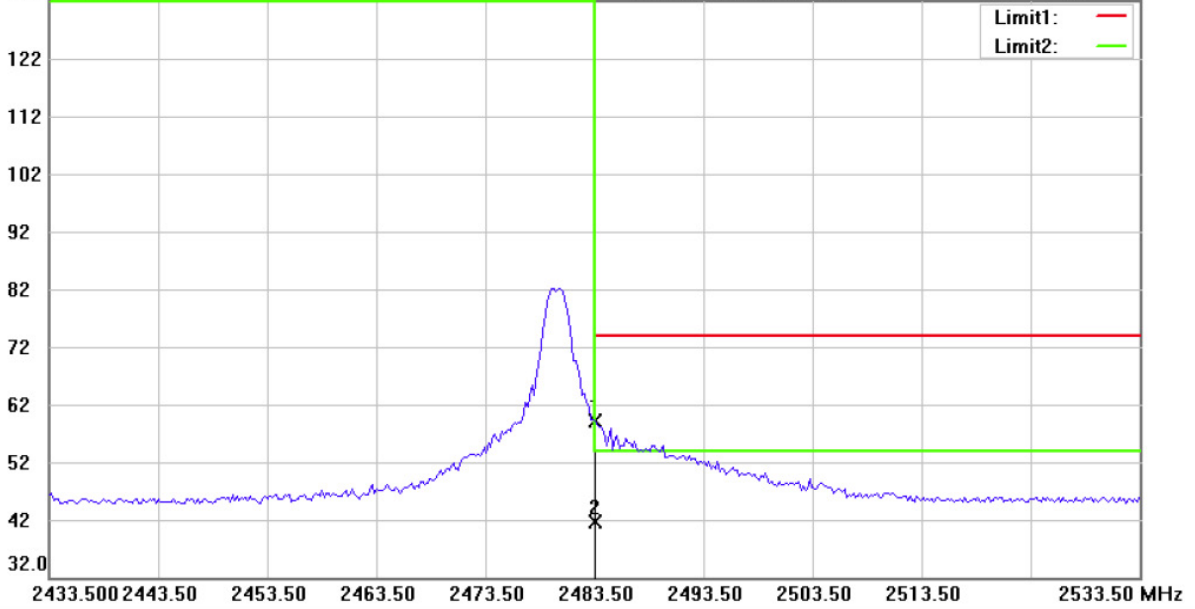
Date: 1/21/2022

Temperature:21.5 °C

132.0 dBuV/m

Time: 10:04:16 PM

Humidity:63.3 %



Site : Chamber

Condition : FCC 15.249 PK (Bandedge)

Polarization: *Vertical*

EUT : W6M22112-21460

Power : 5 Vd.c.(USB)

M/N:

Distance: 3m

Test Mode : TX 2480MHz

Note :

Mk.	Frequency (MHz)	Reading (dBuV)	Detector	Corr. factor (dB/m)	Result (dBuV/m)	Limit (dBuV/m)	Ant.Pos (cm)	Tab.Pos (deg.)	Margin (dB)	Comment
	2483.500	20.50	peak	38.75	59.25	74.00	150	110	-14.75	
*	2483.500	2.95	AVG	38.75	41.70	54.00	150	110	-12.30	

Limit:

Frequency Range (MHz)	Limit (dB $\mu$ V/m)	
	Peak	Average
902 – 928	114	94
2400 – 2483.5	74	54
5725 – 5875	74	54

Test equipment used: ETSTW-RE 004, ETSTW-RE 030, ETSTW-RE 062, ETSTW-RE 142, ETSTW-RE 147



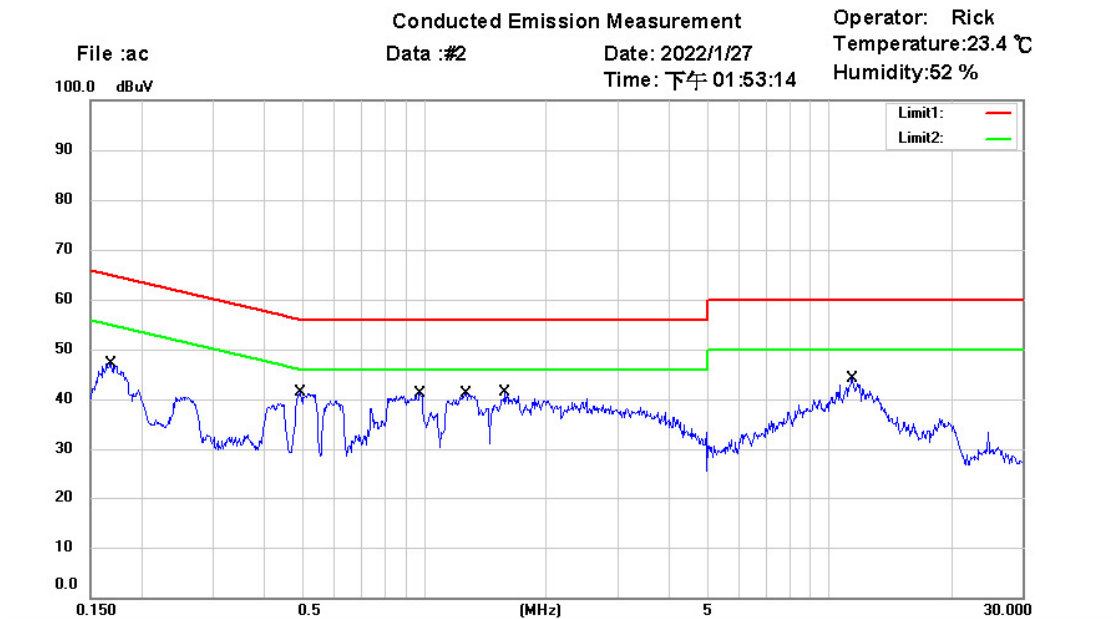


Registration number: W6M22112-21460-C-1  
 FCC ID: YWO-ELECOM02C

## 3.8 Power Line Conducted Emission

For an intentional radiator which is designed to be connected to the public utility (AC) power line, the radio frequency voltage that is conducted back onto the AC line on any frequency or frequencies within the band 150 kHz to 30 MHz shall not exceed the limits in the table bellows with this provision shall be based on the measurement of the radio frequency voltage between each power line and ground at the power terminals.

This measurement was transact first with instrumentation using an average and peak detector and a 10 kHz bandwidth. If the peak detector achieves a calculated level, the measurement is repeated by an instrumentation using a quasi-peak detector.



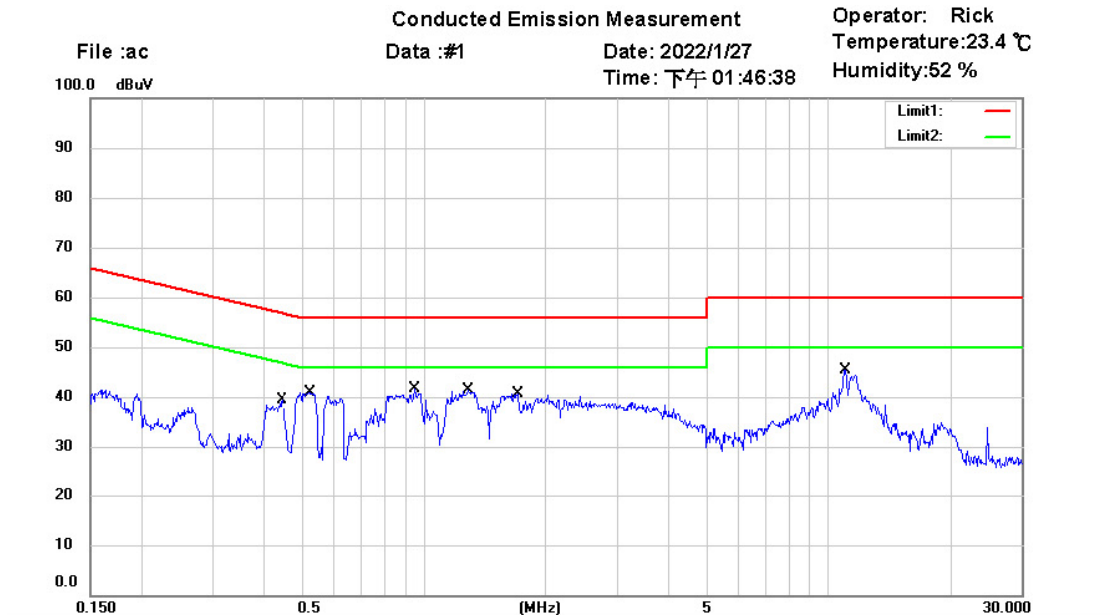
Site : Chamber\_03  
 Condition : FCC Part 15 Class B Conduction (QP)      Phase: N  
 EUT : W6M22112-21460      Power : USB(5Vd.c.)  
 M/N:  
 Test Mode :  
 Note :

Mk.	Frequency (MHz)	Reading (dBuV)	Detector	Corrected factor(dB)	Result (dBuV)	Limit (dBuV)	Margin (dB)	Comment
	0.1680	33.31	QP	9.61	42.92	65.06	-22.14	
	0.1680	27.34	AVG	9.61	36.95	55.06	-18.11	
	0.4946	28.50	QP	9.48	37.98	56.09	-18.11	
	0.4946	16.53	AVG	9.48	26.01	46.09	-20.08	
	0.9747	27.76	QP	9.68	37.44	56.00	-18.56	
	0.9747	14.45	AVG	9.68	24.13	46.00	-21.87	
	1.2628	26.88	QP	9.71	36.59	56.00	-19.41	
	1.2628	13.12	AVG	9.71	22.83	46.00	-23.17	
	1.5823	25.53	QP	9.74	35.27	56.00	-20.73	
	1.5823	13.72	AVG	9.74	23.46	46.00	-22.54	
	11.3875	32.19	QP	10.08	42.27	60.00	-17.73	
*	11.3875	24.92	AVG	10.08	35.00	50.00	-15.00	



# Worldwide Testing Services(Taiwan) Co., Ltd.

Registration number: W6M22112-21460-C-1  
 FCC ID: YWO-ELECOM02C



Site : Chamber\_03  
 Condition : FCC Part 15 Class B Conduction (QP) Phase: L1  
 EUT : W6M22112-21460 Power : USB(5Vd.c.)  
 M/N:  
 Test Mode :  
 Note :

Mk.	Frequency (MHz)	Reading (dBuV)	Detector	Corrected factor(dB)	Result (dBuV)	Limit (dBuV)	Margin (dB)	Comment
	0.4450	25.68	QP	9.47	35.15	56.97	-21.82	
	0.4450	15.21	AVG	9.47	24.68	46.97	-22.29	
*	0.5225	28.97	QP	9.50	38.47	56.00	-17.53	
	0.5225	17.48	AVG	9.50	26.98	46.00	-19.02	
	0.9500	27.25	QP	9.67	36.92	56.00	-19.08	
	0.9500	13.33	AVG	9.67	23.00	46.00	-23.00	
	1.2853	26.98	QP	9.71	36.69	56.00	-19.31	
	1.2853	12.38	AVG	9.71	22.09	46.00	-23.91	
	1.7015	27.86	QP	9.73	37.59	56.00	-18.41	
	1.7015	13.50	AVG	9.73	23.23	46.00	-22.77	
	10.9750	26.90	QP	9.99	36.89	60.00	-23.11	
	10.9750	18.00	AVG	9.99	27.99	50.00	-22.01	

- Note:**
- The formula of measured value as: Test Result = Reading + Correction Factor
  - The Correction Factor = Cable Loss + LISN Insertion Loss
  - Detector function in the form : PK = Peak, QP = Quasi Peak, AV = Average
  - All not in the table noted test results are more than 20 dB below the relevant limits.
  - Up Line: QP Limit Line, Down Line: Ave Limit Line.

## Limit

Frequency of Emission (MHz)	Conducted Limit (dBuV)	
	Quasi Peak	Average
0.15-0.5	66 to 56	56 to 46
0.5-5	56	46
5-30	60	50

Test equipment used: ETSTW-CE 001, ETSTW-CE 016, ETSTW-RE 045.



Registration number: W6M22112-21460-C-1  
FCC ID: YWO-ELECOM02C

## **Appendix**

### **Measurement diagrams**

Spurious Emissions radiated



Radiated Emission Measurement

Operator: Sky

File :1\_TX 2402MHz below

Data :#1

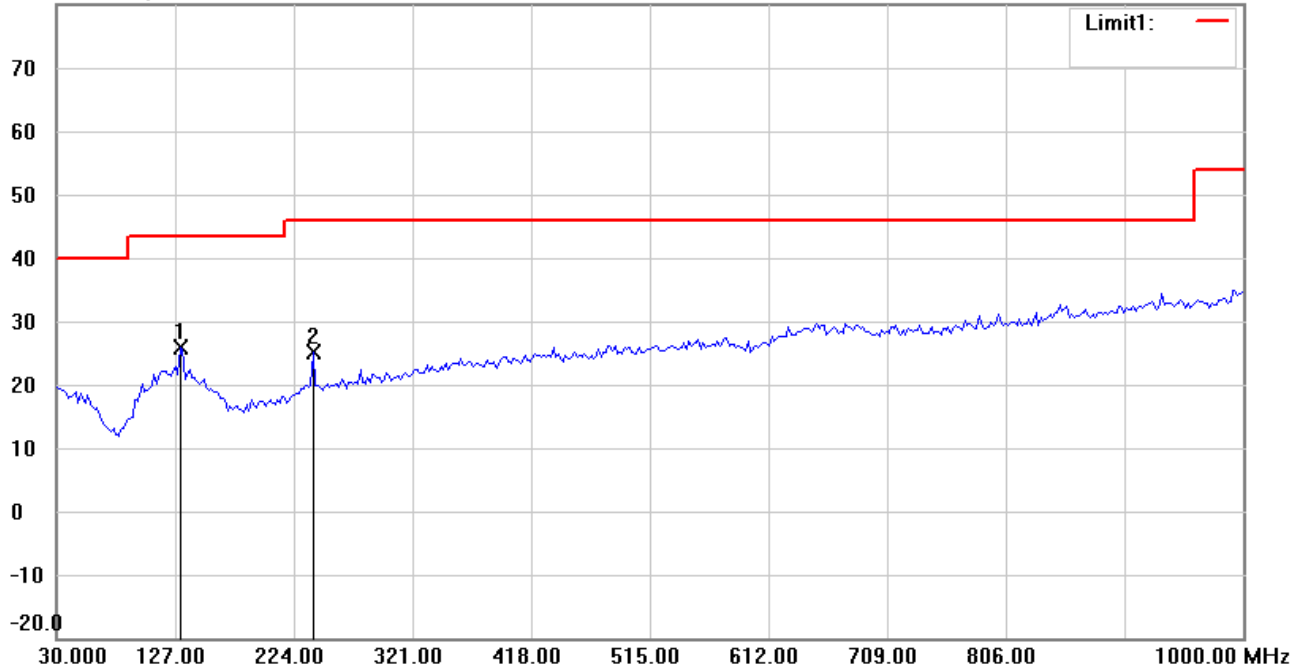
Date: 1/21/2022

Temperature:21.5 °C

80.0 dBuV/m

Time: 7:37:43 PM

Humidity:63.3 %



Site : Chamber

Condition : FCC\_part 15 RE-Class C\_30-1000MHz

Polarization: *Horizontal*

EUT : W6M22112-21460

Power : 5 Vd.c.(USB)

M/N:

Distance: 3m

Test Mode : TX 2402MHz

Note :

Mk.	Frequency (MHz)	Reading (dBuV)	Detector	Corr. factor (dB/m)	Result (dBuV/m)	Limit (dBuV/m)	Ant.Pos (cm)	Tab.Pos (deg.)	Margin (dB)	Comment
*	131.0822	31.87	peak	-6.03	25.84	43.50	104	3	-17.66	
	239.9398	32.89	peak	-7.84	25.05	46.00	110	218	-20.95	



Radiated Emission Measurement

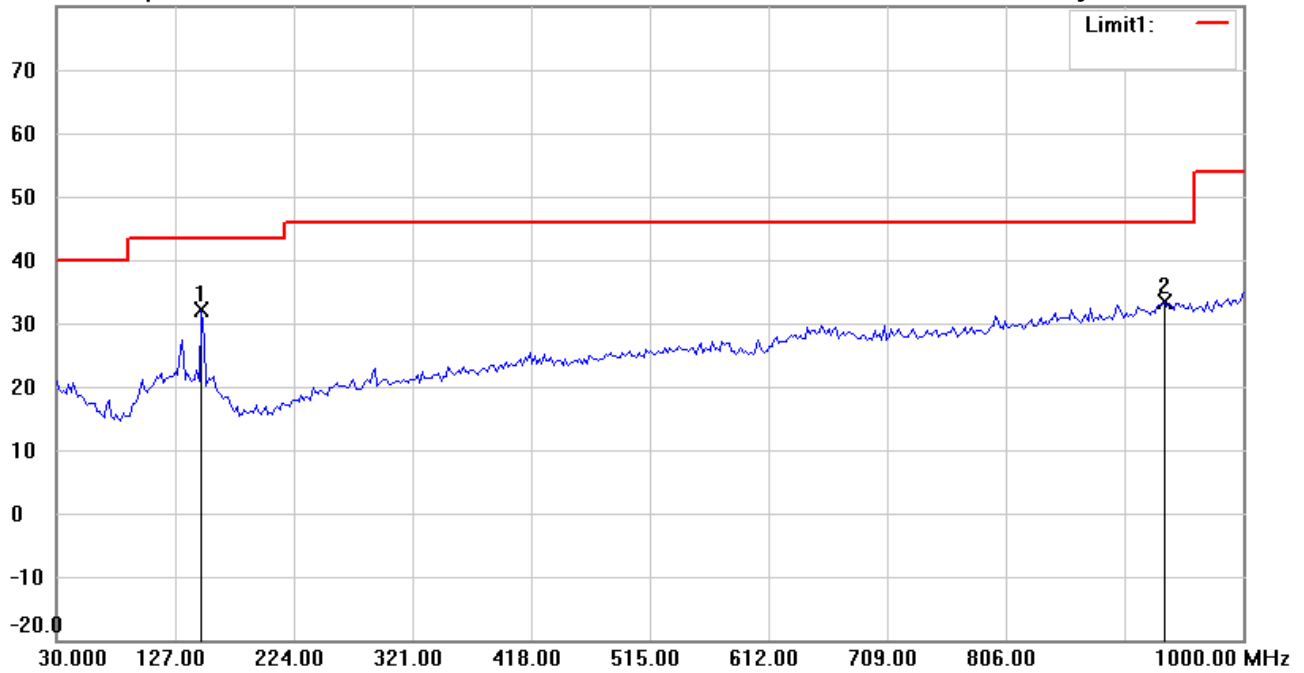
Operator: Sky

File :1\_TX 2402MHz below  
 80.0 dBuV/m

Data :#2

Date: 1/21/2022  
 Time: 7:38:43 PM

Temperature:21.5 °C  
 Humidity:63.3 %



Site : Chamber

Condition : FCC\_part 15 RE-Class C\_30-1000MHz

EUT : W6M22112-21460

M/N:

Test Mode : TX 2402MHz

Note :

Polarization: Vertical

Power : 5 Vd.c.(USB)

Distance: 3m

Mk.	Frequency (MHz)	Reading (dBuV)	Detector	Corr. factor (dB/m)	Result (dBuV/m)	Limit (dBuV/m)	Ant.Pos (cm)	Tab.Pos (deg.)	Margin (dB)	Comment
*	148.5772	39.68	peak	-7.47	32.21	43.50	109	32	-11.29	
	935.8517	28.00	peak	5.46	33.46	46.00	117	10	-12.54	



Address:6F.,No.58,Ln 188,Ruey Kuang Rd,Neihu,Taipei  
 Tel:+886-2-6606-8877  
 Fax:+886-2-6606-8875

**Radiated Emission Measurement**

Operator: Sky

File :3

Data :#1

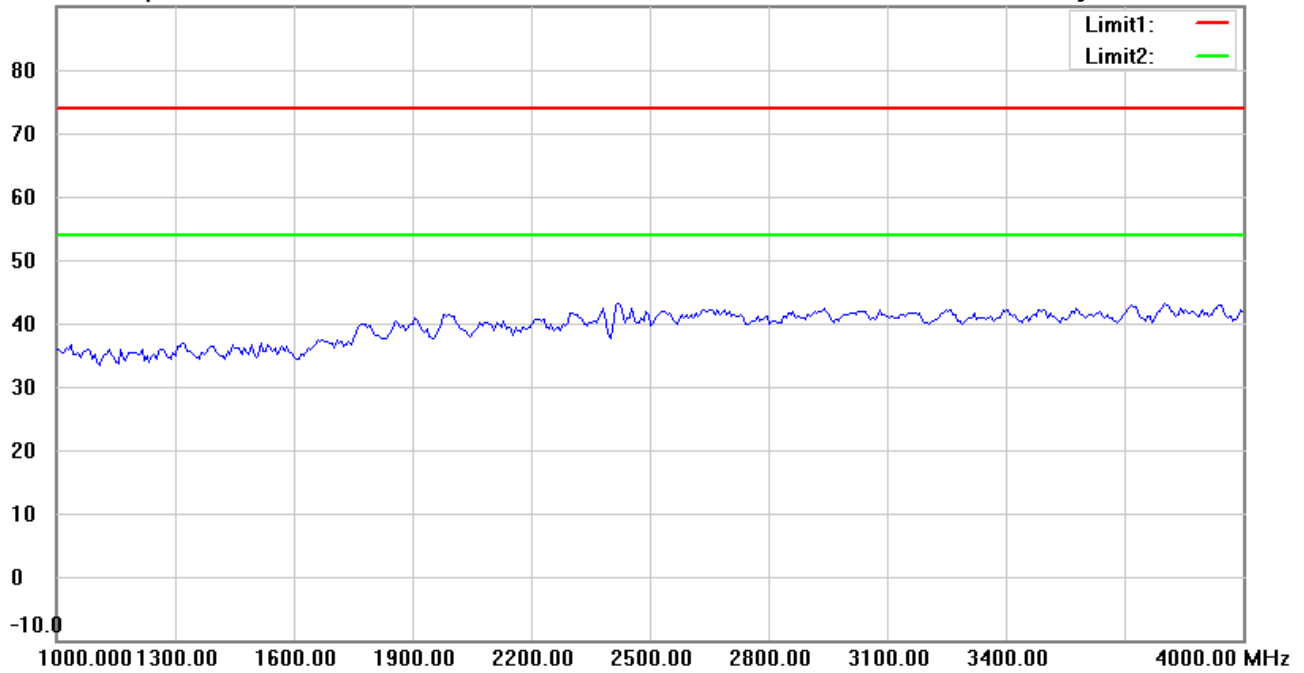
Date: 1/21/2022

Temperature:21.5 °C

90.0 dBuV/m

Time: 10:27:20 PM

Humidity:63.3 %



Site : Chamber

Condition : FCC\_part 15 RE-Class C\_Above 1GHz\_PK

EUT : W6M22112-21460

M/N:

Test Mode : TX 2402MHz

Note :

Polarization: *Horizontal*

Power : 5 Vd.c.(USB)

Distance: 3m

Mk.	Frequency (MHz)	Reading (dBuV)	Detector	Corr. factor (dB/m)	Result (dBuV/m)	Limit (dBuV/m)	Ant.Pos (cm)	Tab.Pos (deg.)	Margin (dB)	Comment
-----	-----------------	----------------	----------	---------------------	-----------------	----------------	--------------	----------------	-------------	---------

\*:Maximum data    x:Over limit    !:over margin



Address:6F.,No.58,Ln 188,Ruey Kuang Rd,Neihu,Taipei  
 Tel:+886-2-6606-8877  
 Fax:+886-2-6606-8875

Radiated Emission Measurement

Operator: Sky

File :3

Data :#6

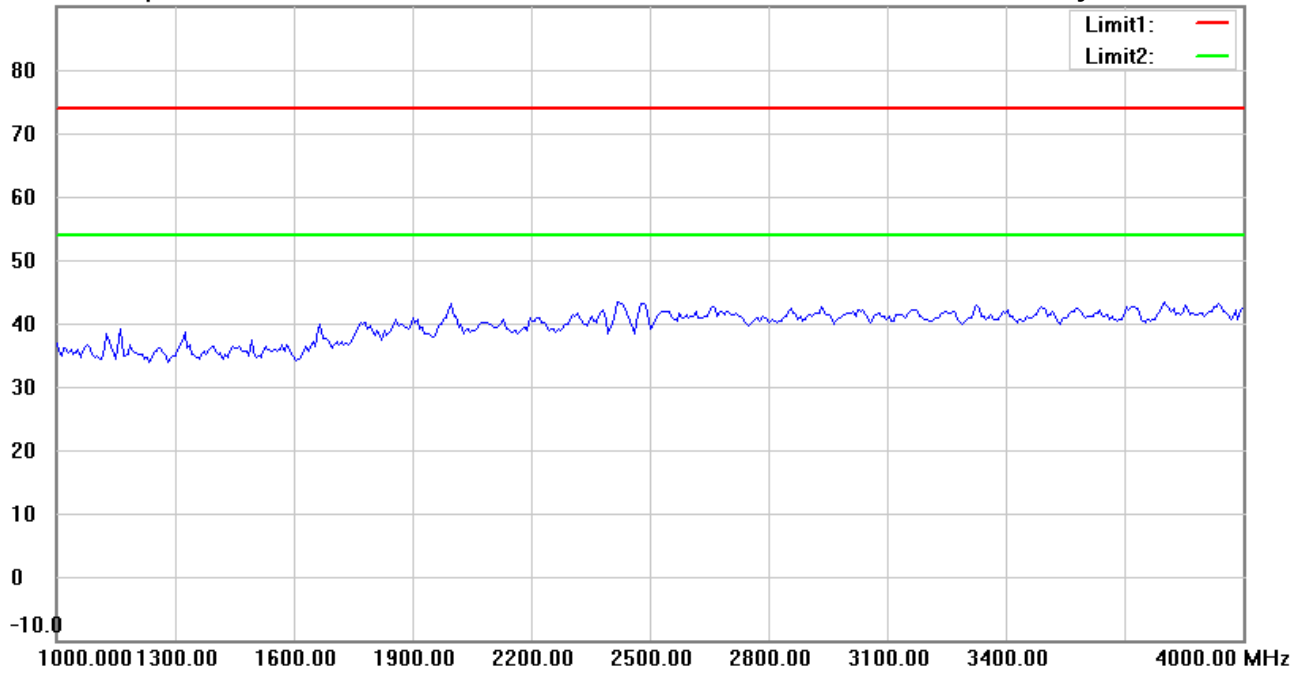
Date: 1/21/2022

Temperature:21.5 °C

90.0 dBuV/m

Time: 10:30:51 PM

Humidity:63.3 %



Site : Chamber

Condition : FCC\_part 15 RE-Class C\_Above 1GHz\_PK

Polarization: **Vertical**

EUT : W6M22112-21460

Power : 5 Vd.c.(USB)

M/N:

Distance: 3m

Test Mode : TX 2402MHz

Note :

Mk.	Frequency (MHz)	Reading (dBuV)	Detector	Corr. factor (dB/m)	Result (dBuV/m)	Limit (dBuV/m)	Ant.Pos (cm)	Tab.Pos (deg.)	Margin (dB)	Comment
-----	-----------------	----------------	----------	---------------------	-----------------	----------------	--------------	----------------	-------------	---------

\*:Maximum data    x:Over limit    !:over margin



Radiated Emission Measurement

Operator: Sky

File :3

Data :#2

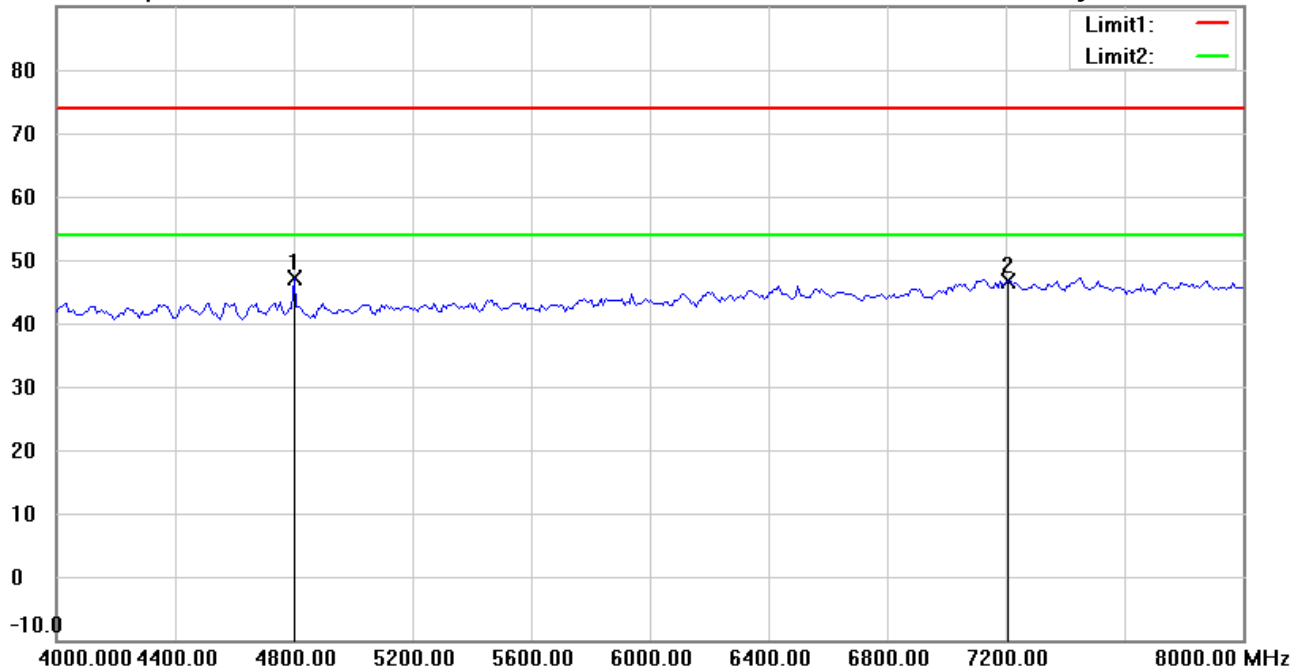
Date: 1/21/2022

Temperature:21.5 °C

90.0 dBuV/m

Time: 10:28:20 PM

Humidity:63.3 %



Site : Chamber

Condition : FCC\_part 15 RE-Class C\_Above 1GHz\_PK

Polarization: *Horizontal*

EUT : W6M22112-21460

Power : 5 Vd.c.(USB)

M/N:

Distance: 3m

Test Mode : TX 2402MHz

Note :

Mk.	Frequency (MHz)	Reading (dBuV)	Detector	Corr. factor (dB/m)	Result (dBuV/m)	Limit (dBuV/m)	Ant.Pos (cm)	Tab.Pos (deg.)	Margin (dB)	Comment
*	4801.603	45.79	peak	1.35	47.14	74.00	150	8	-26.86	
	7206.000	40.63	peak	6.03	46.66	74.00	150	200	-27.34	





Radiated Emission Measurement

Operator: Sky

File :3

Data :#7

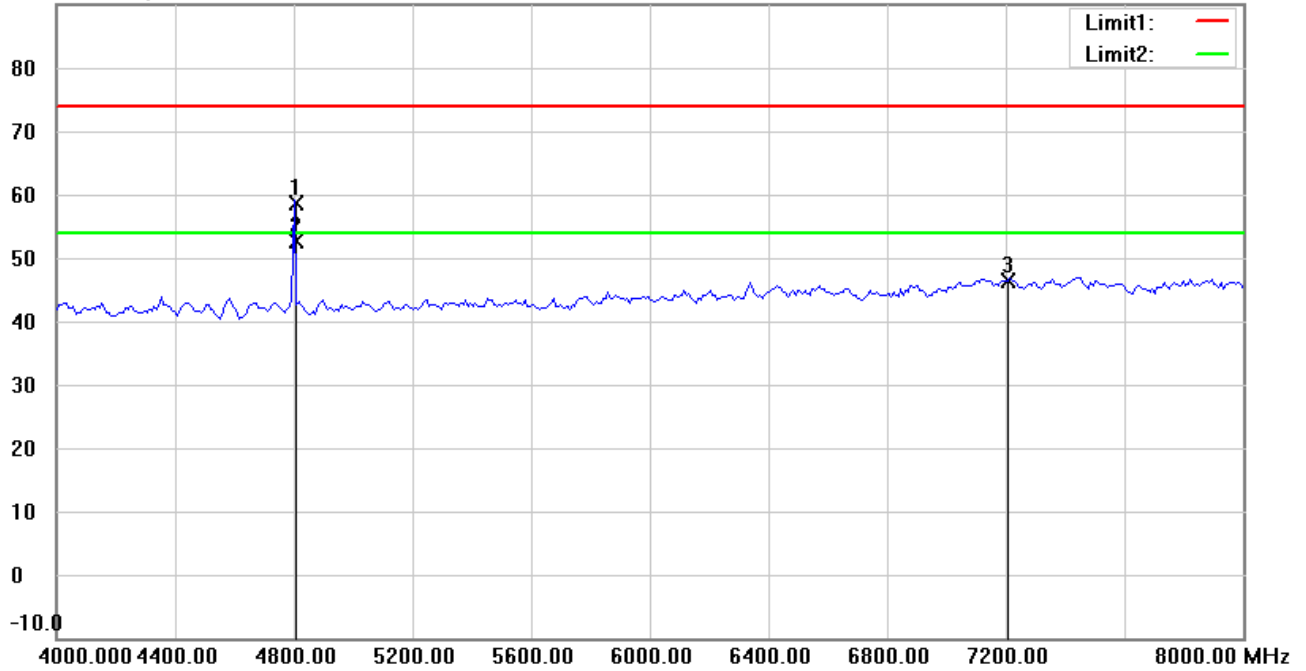
Date: 1/21/2022

Temperature:21.5 °C

90.0 dBuV/m

Time: 10:31:52 PM

Humidity:63.3 %



Site : Chamber

Condition : FCC\_part 15 RE-Class C\_Above 1GHz\_PK

EUT : W6M22112-21460

M/N:

Test Mode : TX 2402MHz

Note :

Polarization: **Vertical**

Power : 5 Vd.c.(USB)

Distance: 3m

Mk.	Frequency (MHz)	Reading (dBuV)	Detector	Corr. factor (dB/m)	Result (dBuV/m)	Limit (dBuV/m)	Ant.Pos (cm)	Tab.Pos (deg.)	Margin (dB)	Comment
	4804.313	57.31	peak	1.36	58.67	74.00	150	80	-15.33	
*	4804.313	51.32	AVG	1.36	52.68	54.00	150	80	-1.32	
	7206.000	40.37	peak	6.03	46.40	74.00	150	20	-27.60	



Address:6F.,No.58,Ln 188,Ruey Kuang Rd,Neihu,Taipei  
 Tel:+886-2-6606-8877  
 Fax:+886-2-6606-8875

Radiated Emission Measurement

Operator: Sky

File :3

Data :#3

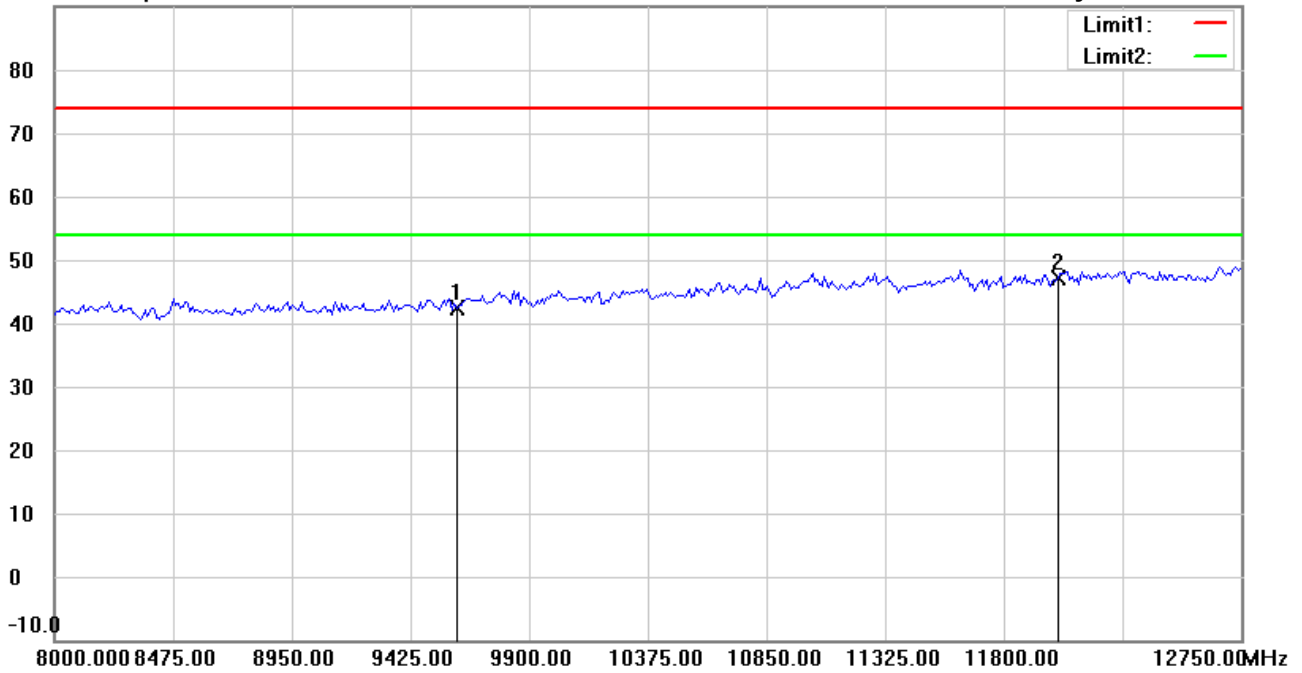
Date: 1/21/2022

Temperature:21.5 °C

90.0 dBuV/m

Time: 10:29:27 PM

Humidity:63.3 %



Site : Chamber

Condition : FCC\_part 15 RE-Class C\_Above 1GHz\_PK

Polarization: *Horizontal*

EUT : W6M22112-21460

Power : 5 Vd.c.(USB)

M/N:

Distance: 3m

Test Mode : TX 2402MHz

Note :

Mk.	Frequency (MHz)	Reading (dBuV)	Detector	Corr. factor (dB/m)	Result (dBuV/m)	Limit (dBuV/m)	Ant.Pos (cm)	Tab.Pos (deg.)	Margin (dB)	Comment
	9608.000	33.70	peak	8.71	42.41	74.00	150	19	-31.59	
*	12010.000	33.65	peak	13.53	47.18	74.00	150	281	-26.82	

\*:Maximum data    x:Over limit    !:over margin



Address:6F.,No.58,Ln 188,Ruey Kuang Rd,Neihu,Taipei  
 Tel:+886-2-6606-8877  
 Fax:+886-2-6606-8875

Radiated Emission Measurement

Operator: Sky

File :3

Data :#8

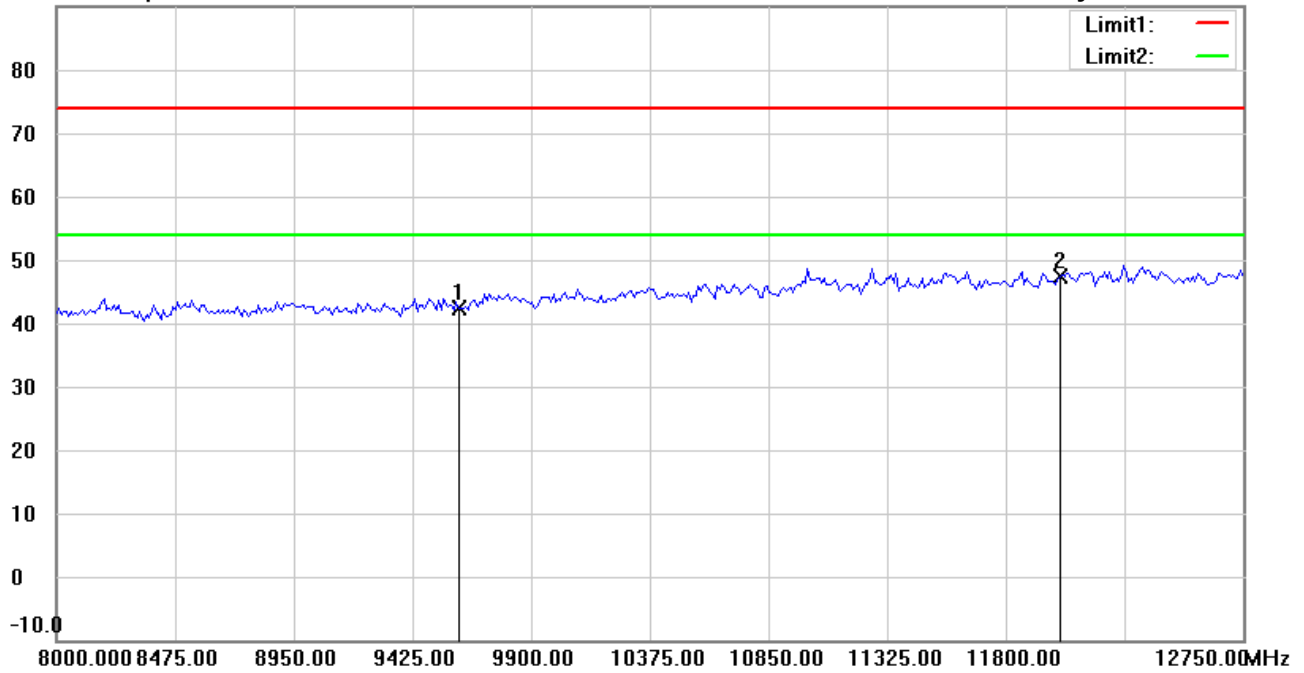
Date: 1/21/2022

Temperature:21.5 °C

90.0 dBuV/m

Time: 10:32:51 PM

Humidity:63.3 %



Site : Chamber

Condition : FCC\_part 15 RE-Class C\_Above 1GHz\_PK

Polarization: **Vertical**

EUT : W6M22112-21460

Power : 5 Vd.c.(USB)

M/N:

Distance: 3m

Test Mode : TX 2402MHz

Note :

Mk.	Frequency (MHz)	Reading (dBuV)	Detector	Corr. factor (dB/m)	Result (dBuV/m)	Limit (dBuV/m)	Ant.Pos (cm)	Tab.Pos (deg.)	Margin (dB)	Comment
	9608.000	33.67	peak	8.71	42.38	74.00	150	72	-31.62	
*	12010.000	33.85	peak	13.53	47.38	74.00	150	114	-26.62	

\*:Maximum data    x:Over limit    !:over margin



Address:6F.,No.58,Ln 188,Ruey Kuang Rd,Neihu,Taipei  
 Tel:+886-2-6606-8877  
 Fax:+886-2-6606-8875

Radiated Emission Measurement

Operator: Sky

File :3

Data :#4

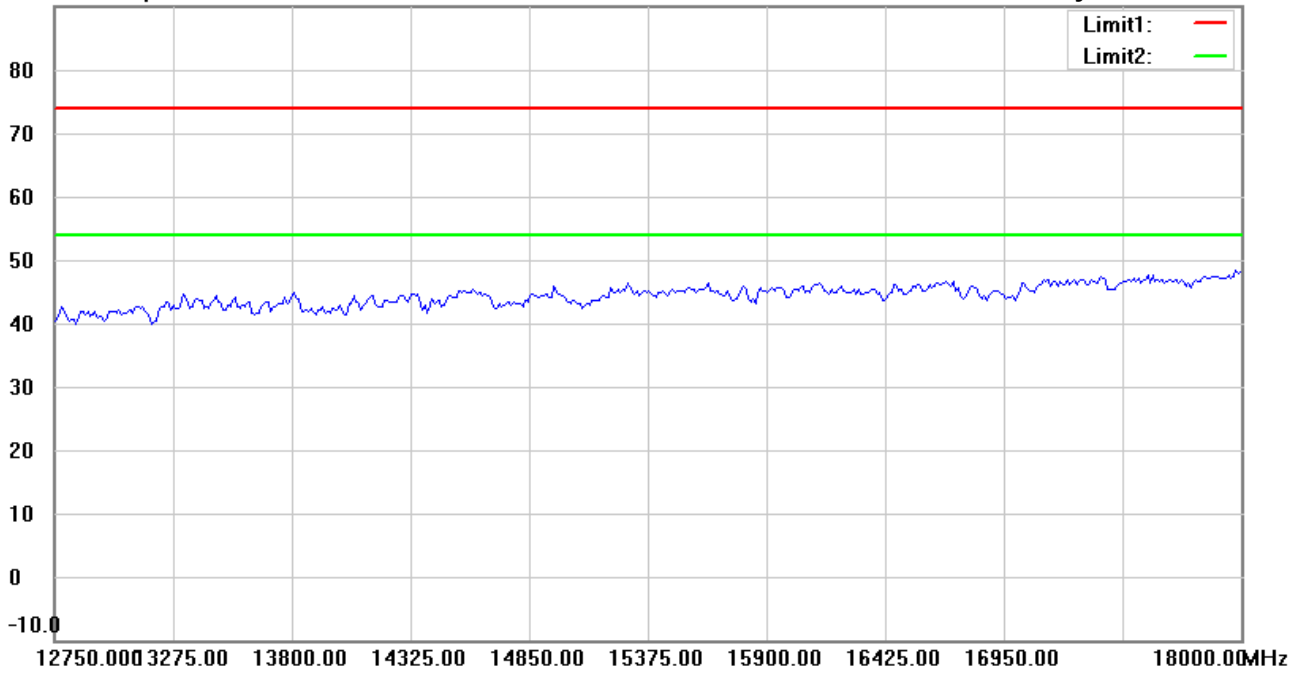
Date: 1/21/2022

Temperature:21.5 °C

90.0 dBuV/m

Time: 10:29:41 PM

Humidity:63.3 %



Site : Chamber

Condition : FCC\_part 15 RE-Class C\_Above 1GHz\_PK

Polarization: *Horizontal*

EUT : W6M22112-21460

Power : 5 Vd.c.(USB)

M/N:

Distance: 3m

Test Mode : TX 2402MHz

Note :

Mk.	Frequency (MHz)	Reading (dBuV)	Detector	Corr. factor (dB/m)	Result (dBuV/m)	Limit (dBuV/m)	Ant.Pos (cm)	Tab.Pos (deg.)	Margin (dB)	Comment
-----	-----------------	----------------	----------	---------------------	-----------------	----------------	--------------	----------------	-------------	---------

\*:Maximum data    x:Over limit    !:over margin



Address:6F.,No.58,Ln 188,Ruey Kuang Rd,Neihu,Taipei  
 Tel:+886-2-6606-8877  
 Fax:+886-2-6606-8875

**Radiated Emission Measurement**

Operator: Sky

File :3

Data :#9

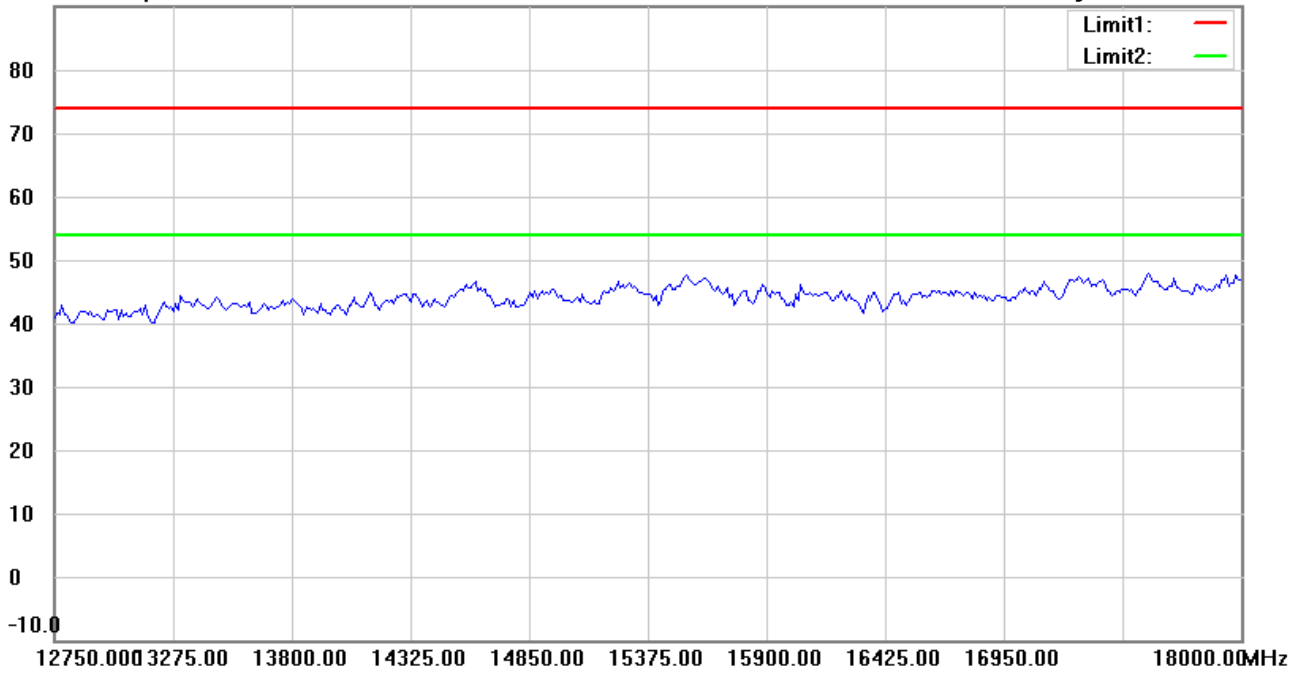
Date: 1/21/2022

Temperature:21.5 °C

90.0 dBuV/m

Time: 10:33:05 PM

Humidity:63.3 %



Site : Chamber

Condition : FCC\_part 15 RE-Class C\_Above 1GHz\_PK

Polarization: **Vertical**

EUT : W6M22112-21460

Power : 5 Vd.c.(USB)

M/N:

Distance: 3m

Test Mode : TX 2402MHz

Note :

Mk.	Frequency (MHz)	Reading (dBuV)	Detector	Corr. factor (dB/m)	Result (dBuV/m)	Limit (dBuV/m)	Ant.Pos (cm)	Tab.Pos (deg.)	Margin (dB)	Comment
-----	-----------------	----------------	----------	---------------------	-----------------	----------------	--------------	----------------	-------------	---------

\*:Maximum data    x:Over limit    !:over margin



Address:6F.,No.58,Ln 188,Ruey Kuang Rd,Neihu,Taipei  
 Tel:+886-2-6606-8877  
 Fax:+886-2-6606-8875

**Radiated Emission Measurement**

Operator: Sky

File :3

Data :#5

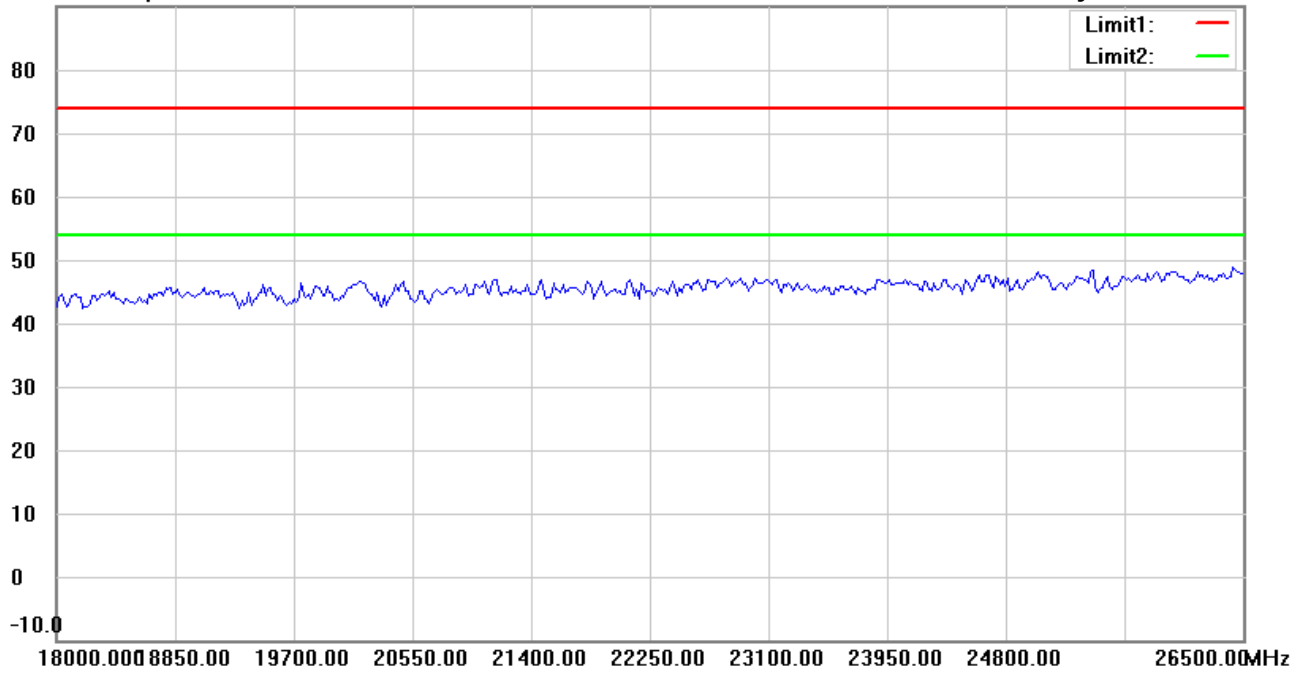
Date: 1/21/2022

Temperature:21.5 °C

90.0 dBuV/m

Time: 10:29:51 PM

Humidity:63.3 %



Site : Chamber

Condition : FCC\_part 15 RE-Class C\_Above 1GHz\_PK

Polarization: *Horizontal*

EUT : W6M22112-21460

Power : 5 Vd.c.(USB)

M/N:

Distance: 3m

Test Mode : TX 2402MHz

Note :

Mk.	Frequency (MHz)	Reading (dBuV)	Detector	Corr. factor (dB/m)	Result (dBuV/m)	Limit (dBuV/m)	Ant.Pos (cm)	Tab.Pos (deg.)	Margin (dB)	Comment
-----	-----------------	----------------	----------	---------------------	-----------------	----------------	--------------	----------------	-------------	---------

\*:Maximum data    x:Over limit    !:over margin



Address:6F.,No.58,Ln 188,Ruey Kuang Rd,Neihu,Taipei  
 Tel:+886-2-6606-8877  
 Fax:+886-2-6606-8875

Radiated Emission Measurement

Operator: Sky

File :3

Data :#10

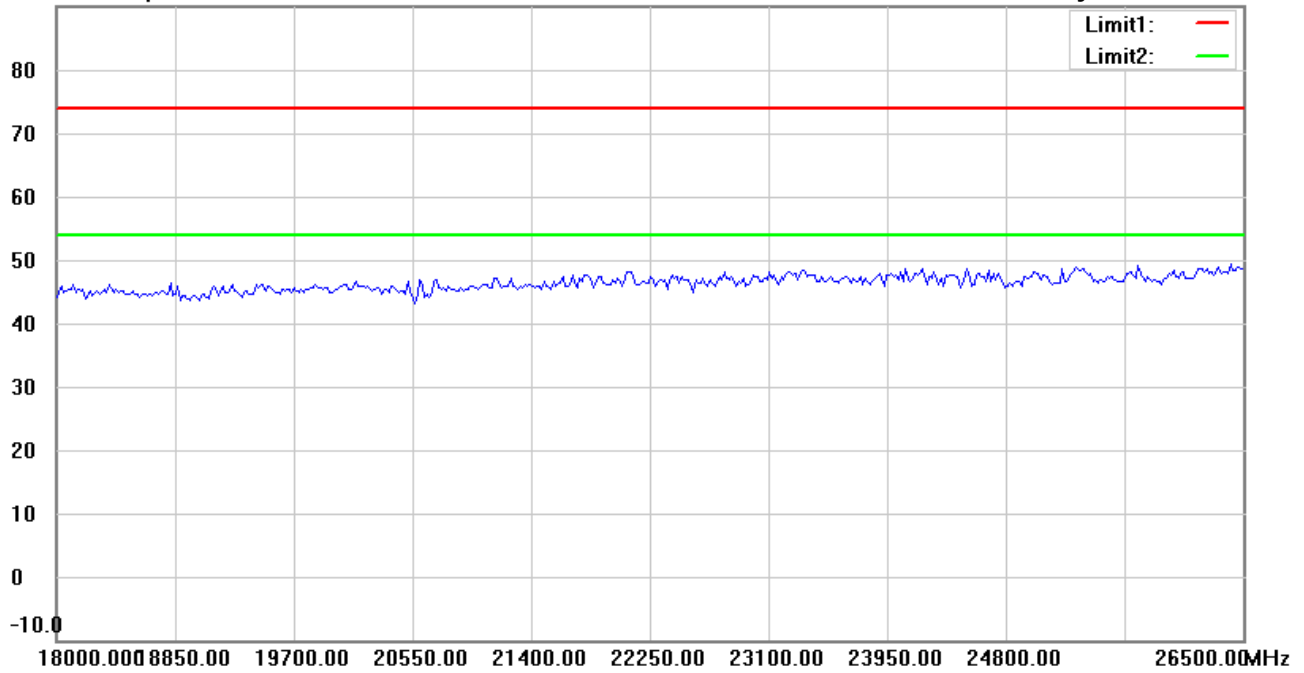
Date: 1/21/2022

Temperature:21.5 °C

90.0 dBuV/m

Time: 10:33:15 PM

Humidity:63.3 %



Site : Chamber

Condition : FCC\_part 15 RE-Class C\_Above 1GHz\_PK

Polarization: *Vertical*

EUT : W6M22112-21460

Power : 5 Vd.c.(USB)

M/N:

Distance: 3m

Test Mode : TX 2402MHz

Note :

Mk.	Frequency (MHz)	Reading (dBuV)	Detector	Corr. factor (dB/m)	Result (dBuV/m)	Limit (dBuV/m)	Ant.Pos (cm)	Tab.Pos (deg.)	Margin (dB)	Comment
-----	-----------------	----------------	----------	---------------------	-----------------	----------------	--------------	----------------	-------------	---------

\*:Maximum data    x:Over limit    !:over margin



Address:6F.,No.58,Ln 188,Ruey Kuang Rd,Neihu,Taipei  
 Tel:+886-2-6606-8877  
 Fax:+886-2-6606-8875

Radiated Emission Measurement

Operator: Sky

File :3

Data :#1

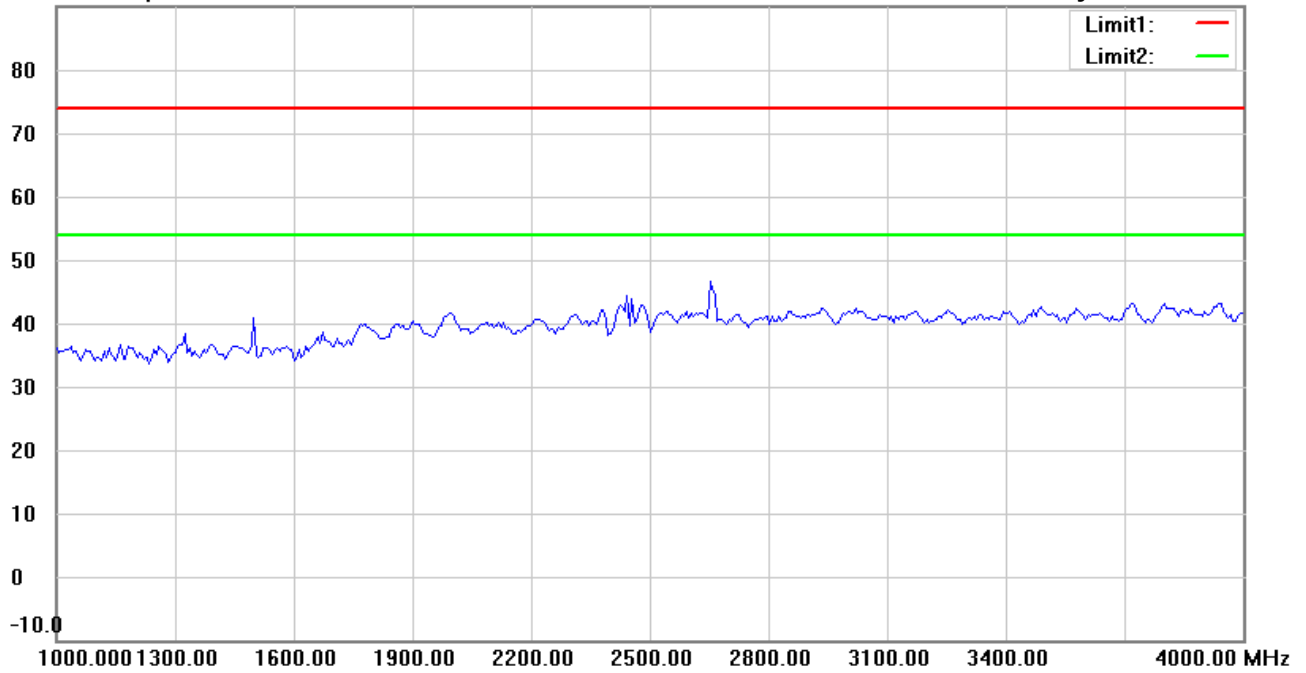
Date: 1/21/2022

Temperature:21.5 °C

90.0 dBuV/m

Time: 10:46:10 PM

Humidity:63.3 %



Site : Chamber

Condition : FCC\_part 15 RE-Class C\_Above 1GHz\_PK

Polarization: *Horizontal*

EUT : W6M22112-21460

Power : 5 Vd.c.(USB)

M/N:

Distance: 3m

Test Mode : TX 2440MHz

Note :

Mk.	Frequency (MHz)	Reading (dBuV)	Detector	Corr. factor (dB/m)	Result (dBuV/m)	Limit (dBuV/m)	Ant.Pos (cm)	Tab.Pos (deg.)	Margin (dB)	Comment
-----	-----------------	----------------	----------	---------------------	-----------------	----------------	--------------	----------------	-------------	---------

\*:Maximum data    x:Over limit    !:over margin





Address:6F.,No.58,Ln 188,Ruey Kuang Rd,Neihu,Taipei  
 Tel:+886-2-6606-8877  
 Fax:+886-2-6606-8875

**Radiated Emission Measurement**

Operator: Sky

File :3

Data :#6

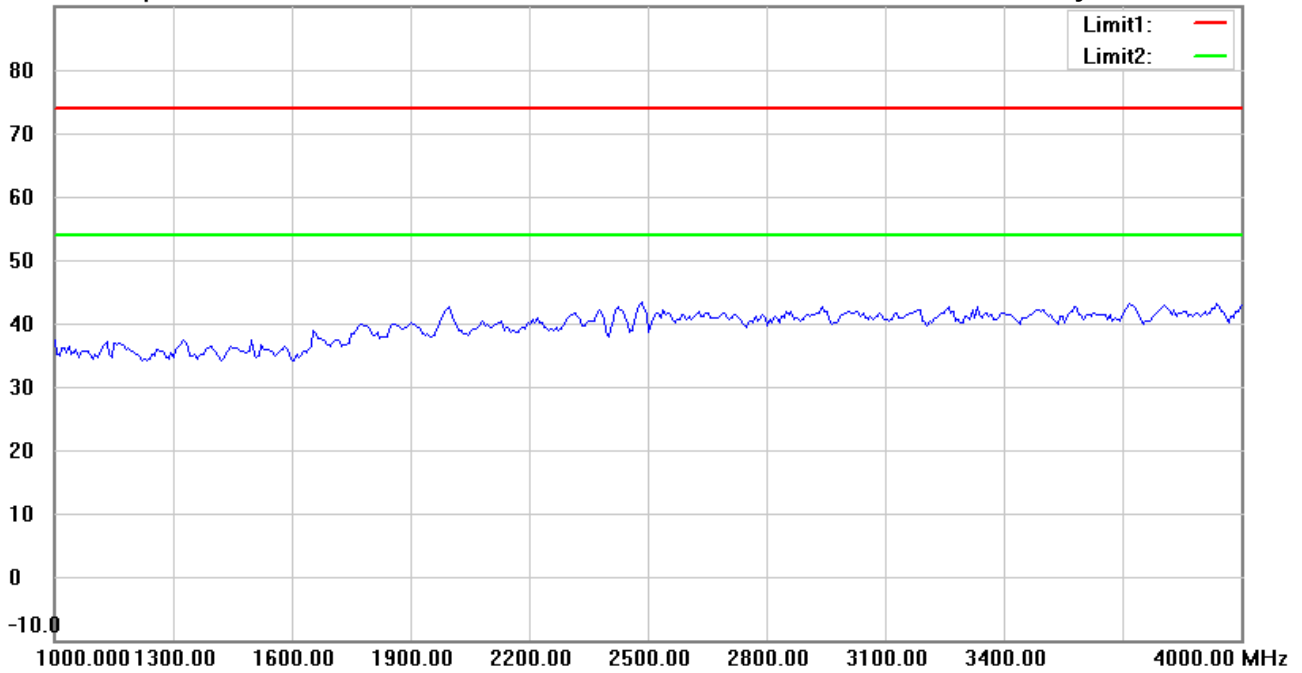
Date: 1/21/2022

Temperature:21.5 °C

90.0 dBuV/m

Time: 10:49:42 PM

Humidity:63.3 %



Site : Chamber

Condition : FCC\_part 15 RE-Class C\_Above 1GHz\_PK

EUT : W6M22112-21460

M/N:

Test Mode : TX 2440MHz

Note :

Polarization: **Vertical**

Power : 5 Vd.c.(USB)

Distance: 3m

Mk.	Frequency (MHz)	Reading (dBuV)	Detector	Corr. factor (dB/m)	Result (dBuV/m)	Limit (dBuV/m)	Ant.Pos (cm)	Tab.Pos (deg.)	Margin (dB)	Comment
-----	-----------------	----------------	----------	---------------------	-----------------	----------------	--------------	----------------	-------------	---------

\*:Maximum data    x:Over limit    !:over margin



Address:6F.,No.58,Ln 188,Ruey Kuang Rd,Neihu,Taipei  
 Tel:+886-2-6606-8877  
 Fax:+886-2-6606-8875

Radiated Emission Measurement

Operator: Sky

File :3

Data :#2

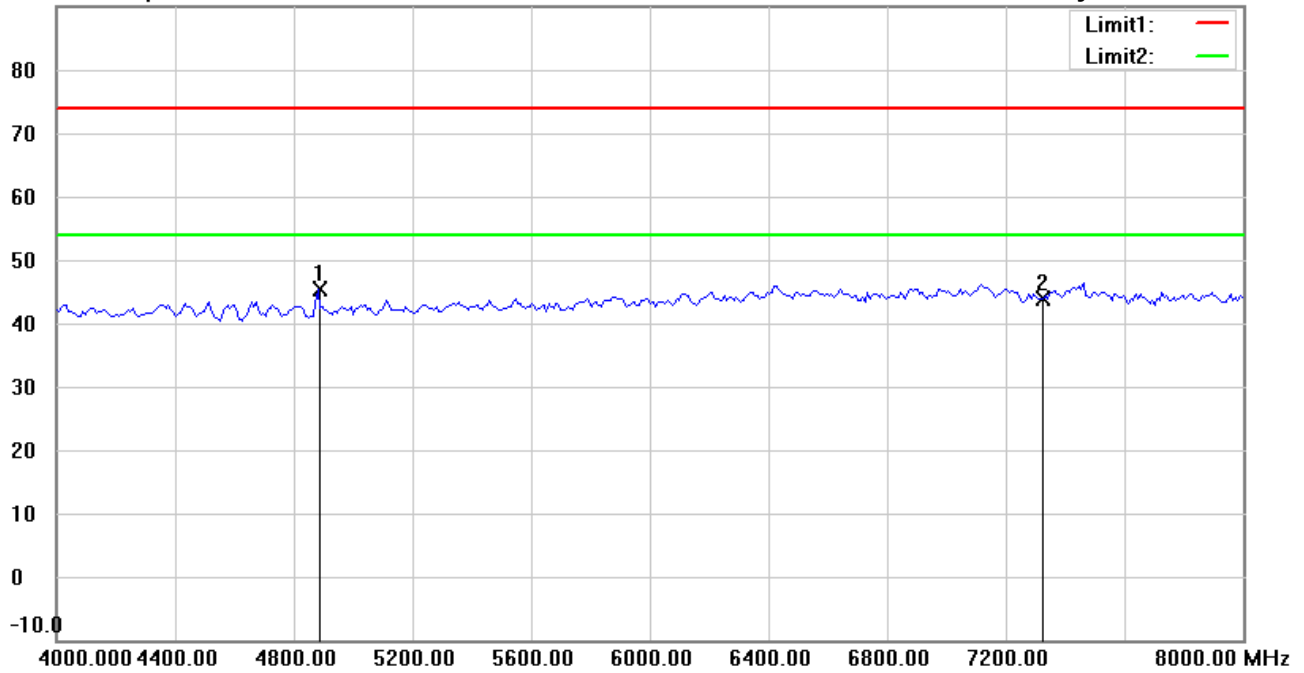
Date: 1/21/2022

Temperature:21.5 °C

90.0 dBuV/m

Time: 10:47:11 PM

Humidity:63.3 %



Site : Chamber

Condition : FCC\_part 15 RE-Class C\_Above 1GHz\_PK

EUT : W6M22112-21460

M/N:

Test Mode : TX 2440MHz

Note :

Polarization: **Horizontal**

Power : 5 Vd.c.(USB)

Distance: 3m

Mk.	Frequency (MHz)	Reading (dBuV)	Detector	Corr. factor (dB/m)	Result (dBuV/m)	Limit (dBuV/m)	Ant.Pos (cm)	Tab.Pos (deg.)	Margin (dB)	Comment
*	4881.764	43.68	peak	1.76	45.44	74.00	150	203	-28.56	
	7320.000	38.14	peak	5.85	43.99	74.00	150	16	-30.01	

\*:Maximum data x:Over limit !:over margin



Radiated Emission Measurement

Operator: Sky

File :3

Data :#7

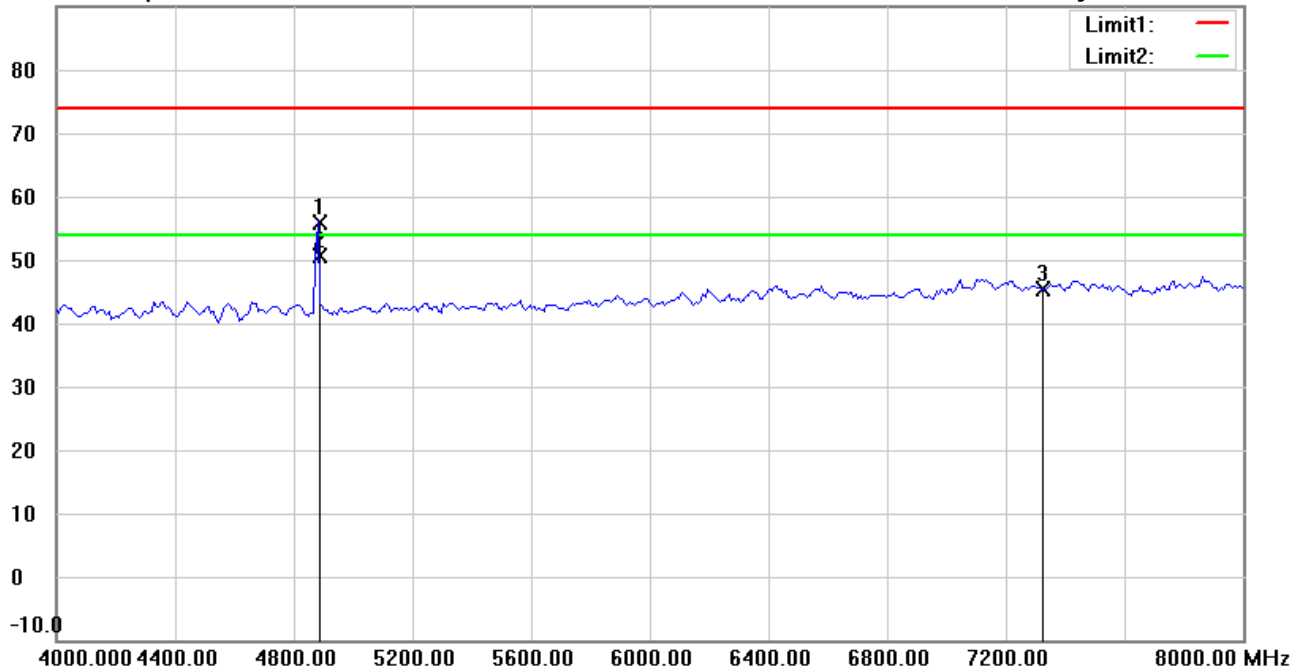
Date: 1/21/2022

Temperature:21.5 °C

90.0 dBuV/m

Time: 10:50:43 PM

Humidity:63.3 %



Site : Chamber

Condition : FCC\_part 15 RE-Class C\_Above 1GHz\_PK

EUT : W6M22112-21460

M/N:

Test Mode : TX 2440MHz

Note :

Polarization: **Vertical**

Power : 5 Vd.c.(USB)

Distance: 3m

Mk.	Frequency (MHz)	Reading (dBuV)	Detector	Corr. factor (dB/m)	Result (dBuV/m)	Limit (dBuV/m)	Ant.Pos (cm)	Tab.Pos (deg.)	Margin (dB)	Comment
	4881.764	54.21	peak	1.76	55.97	74.00	150	110	-18.03	
*	4881.764	48.96	AVG	1.76	50.72	54.00	150	110	-3.28	
	7320.000	39.49	peak	5.85	45.34	74.00	150	24	-28.66	



Address:6F.,No.58,Ln 188,Ruey Kuang Rd,Neihu,Taipei  
 Tel:+886-2-6606-8877  
 Fax:+886-2-6606-8875

Radiated Emission Measurement

Operator: Sky

File :3

Data :#3

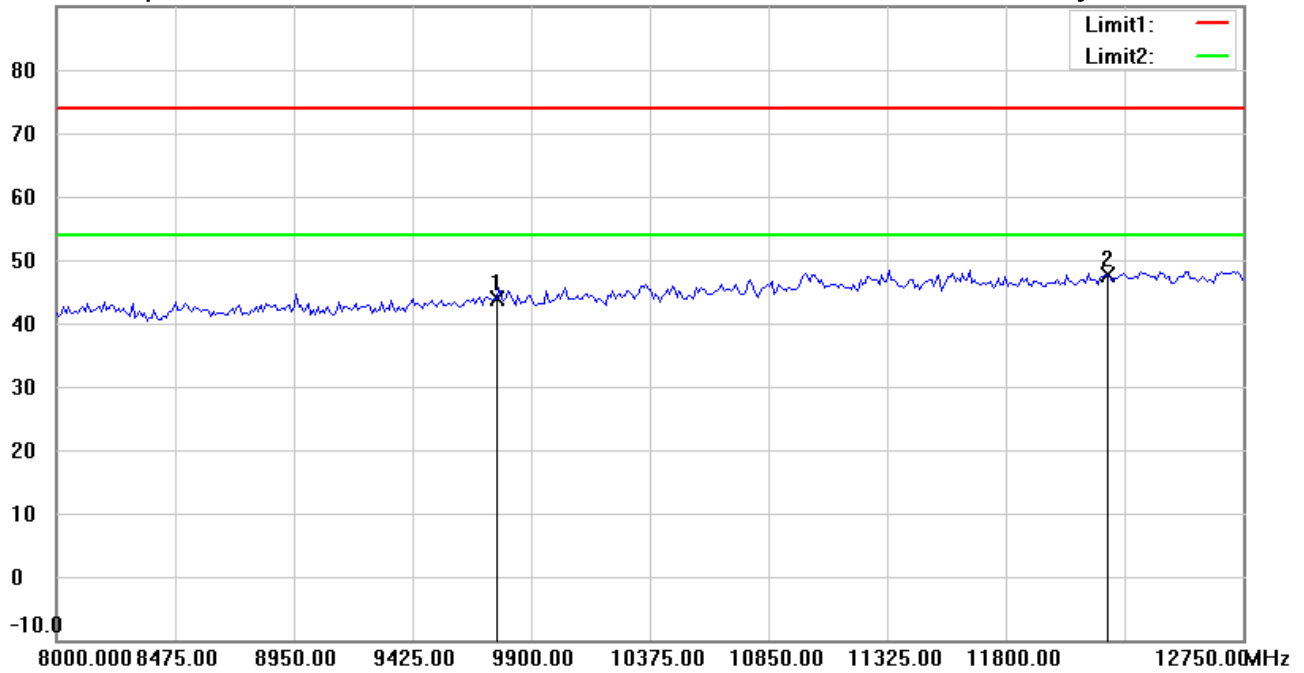
Date: 1/21/2022

Temperature:21.5 °C

90.0 dBuV/m

Time: 10:48:17 PM

Humidity:63.3 %



Site : Chamber

Condition : FCC\_part 15 RE-Class C\_Above 1GHz\_PK

Polarization: **Horizontal**

EUT : W6M22112-21460

Power : 5 Vd.c.(USB)

M/N:

Distance: 3m

Test Mode : TX 2440MHz

Note :

Mk.	Frequency (MHz)	Reading (dBuV)	Detector	Corr. factor (dB/m)	Result (dBuV/m)	Limit (dBuV/m)	Ant.Pos (cm)	Tab.Pos (deg.)	Margin (dB)	Comment
	9760.000	34.30	peak	9.64	43.94	74.00	150	304	-30.06	
*	12200.000	32.72	peak	14.79	47.51	74.00	150	119	-26.49	

\*:Maximum data    x:Over limit    !:over margin



Address:6F.,No.58,Ln 188,Ruey Kuang Rd,Neihu,Taipei  
 Tel:+886-2-6606-8877  
 Fax:+886-2-6606-8875

Radiated Emission Measurement

Operator: Sky

File :3

Data :#8

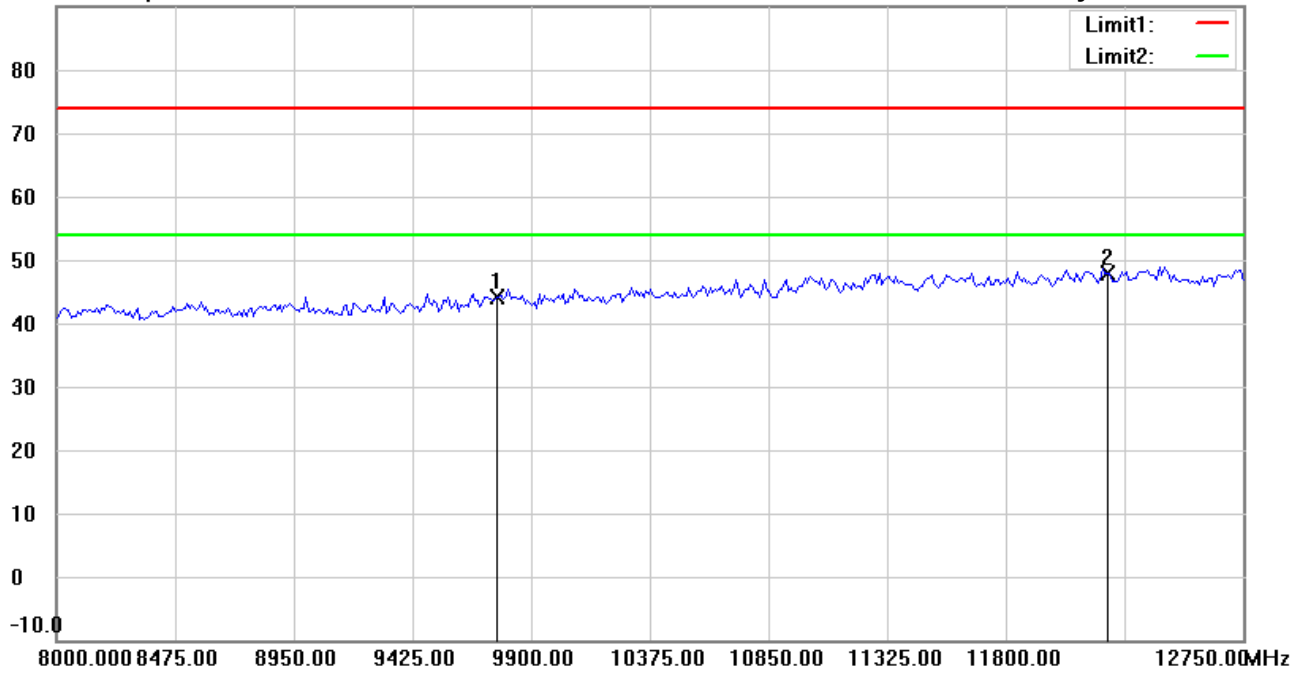
Date: 1/21/2022

Temperature:21.5 °C

90.0 dBuV/m

Time: 10:51:42 PM

Humidity:63.3 %



Site : Chamber

Condition : FCC\_part 15 RE-Class C\_Above 1GHz\_PK

Polarization: **Vertical**

EUT : W6M22112-21460

Power : 5 Vd.c.(USB)

M/N:

Distance: 3m

Test Mode : TX 2440MHz

Note :

Mk.	Frequency (MHz)	Reading (dBuV)	Detector	Corr. factor (dB/m)	Result (dBuV/m)	Limit (dBuV/m)	Ant.Pos (cm)	Tab.Pos (deg.)	Margin (dB)	Comment
	9760.000	34.57	peak	9.64	44.21	74.00	150	221	-29.79	
*	12200.000	33.15	peak	14.79	47.94	74.00	150	301	-26.06	

\*:Maximum data    x:Over limit    !:over margin



Address:6F.,No.58,Ln 188,Ruey Kuang Rd,Neihu,Taipei  
 Tel:+886-2-6606-8877  
 Fax:+886-2-6606-8875

Radiated Emission Measurement

Operator: Sky

File :3

Data :#4

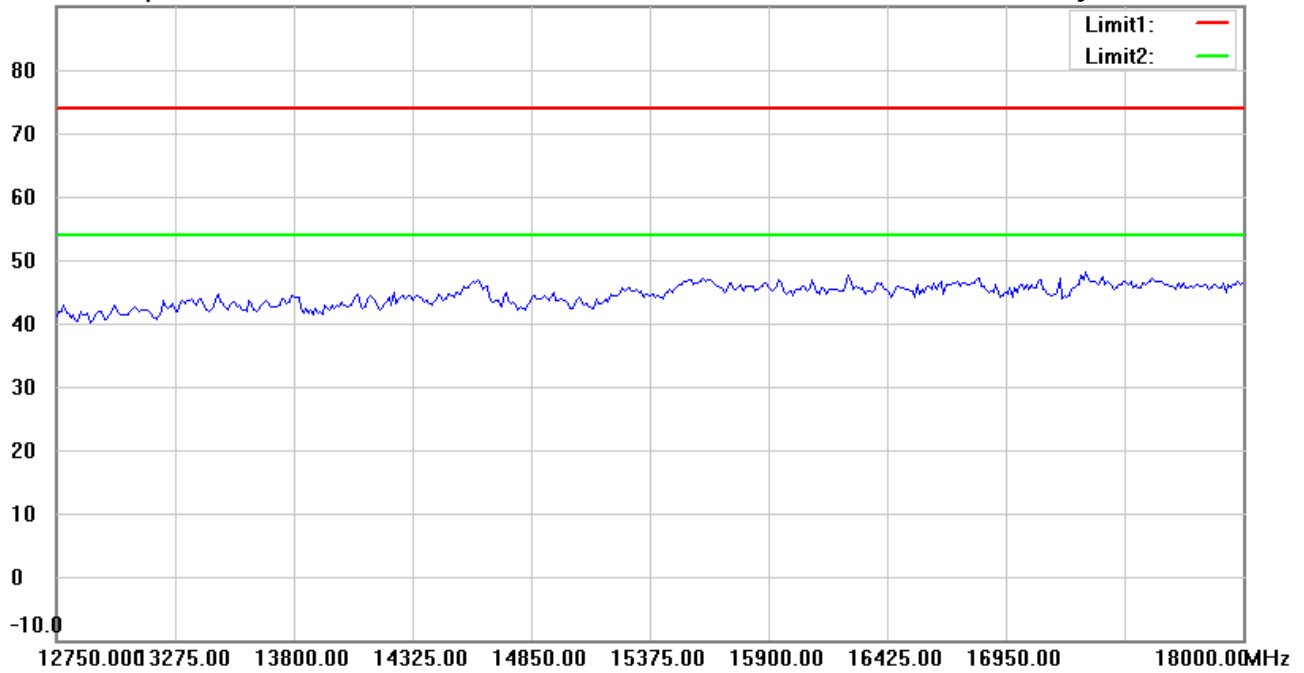
Date: 1/21/2022

Temperature:21.5 °C

90.0 dBuV/m

Time: 10:48:31 PM

Humidity:63.3 %



Site : Chamber

Condition : FCC\_part 15 RE-Class C\_Above 1GHz\_PK

Polarization: *Horizontal*

EUT : W6M22112-21460

Power : 5 Vd.c.(USB)

M/N:

Distance: 3m

Test Mode : TX 2440MHz

Note :

Mk.	Frequency (MHz)	Reading (dBuV)	Detector	Corr. factor (dB/m)	Result (dBuV/m)	Limit (dBuV/m)	Ant.Pos (cm)	Tab.Pos (deg.)	Margin (dB)	Comment
-----	-----------------	----------------	----------	---------------------	-----------------	----------------	--------------	----------------	-------------	---------

\*:Maximum data    x:Over limit    !:over margin



Address:6F.,No.58,Ln 188,Ruey Kuang Rd,Neihu,Taipei  
 Tel:+886-2-6606-8877  
 Fax:+886-2-6606-8875

Radiated Emission Measurement

Operator: Sky

File :3

Data :#9

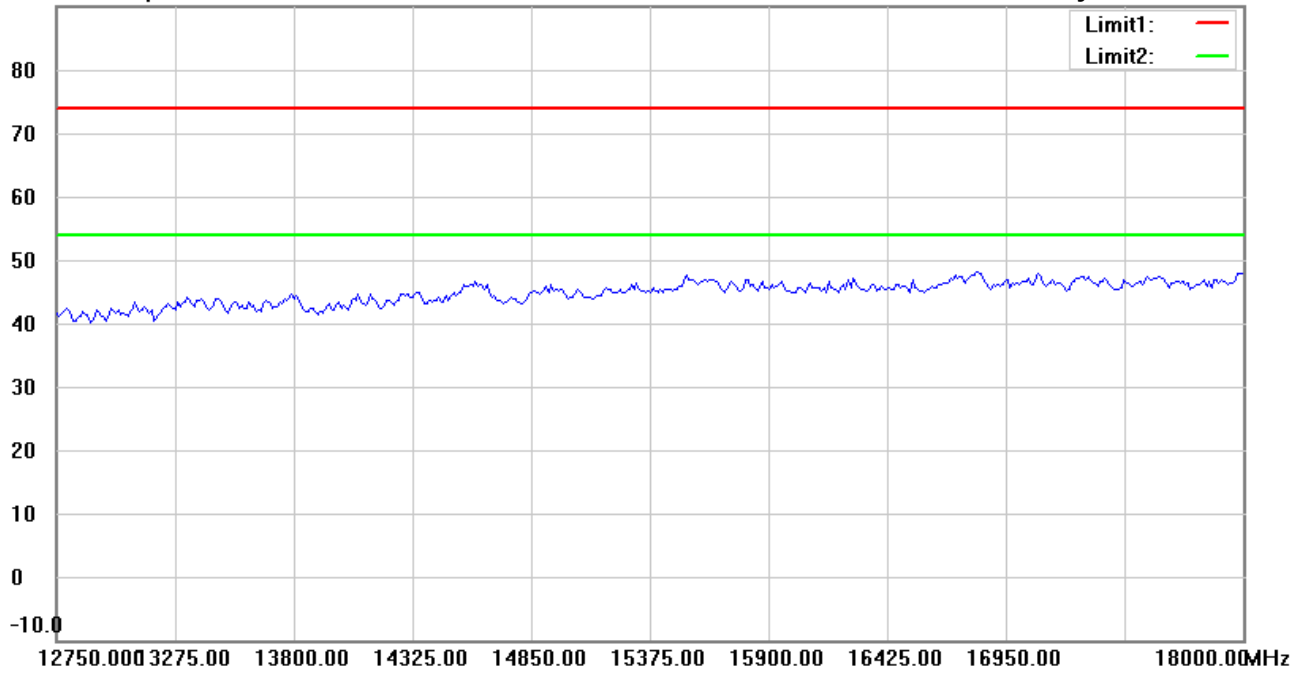
Date: 1/21/2022

Temperature:21.5 °C

90.0 dBuV/m

Time: 10:51:56 PM

Humidity:63.3 %



Site : Chamber

Condition : FCC\_part 15 RE-Class C\_Above 1GHz\_PK

Polarization: *Vertical*

EUT : W6M22112-21460

Power : 5 Vd.c.(USB)

M/N:

Distance: 3m

Test Mode : TX 2440MHz

Note :

Mk.	Frequency (MHz)	Reading (dBuV)	Detector	Corr. factor (dB/m)	Result (dBuV/m)	Limit (dBuV/m)	Ant.Pos (cm)	Tab.Pos (deg.)	Margin (dB)	Comment
-----	-----------------	----------------	----------	---------------------	-----------------	----------------	--------------	----------------	-------------	---------

\*:Maximum data    x:Over limit    !:over margin



Address:6F.,No.58,Ln 188,Ruey Kuang Rd,Neihu,Taipei  
 Tel:+886-2-6606-8877  
 Fax:+886-2-6606-8875

Radiated Emission Measurement

Operator: Sky

File :3

Data :#5

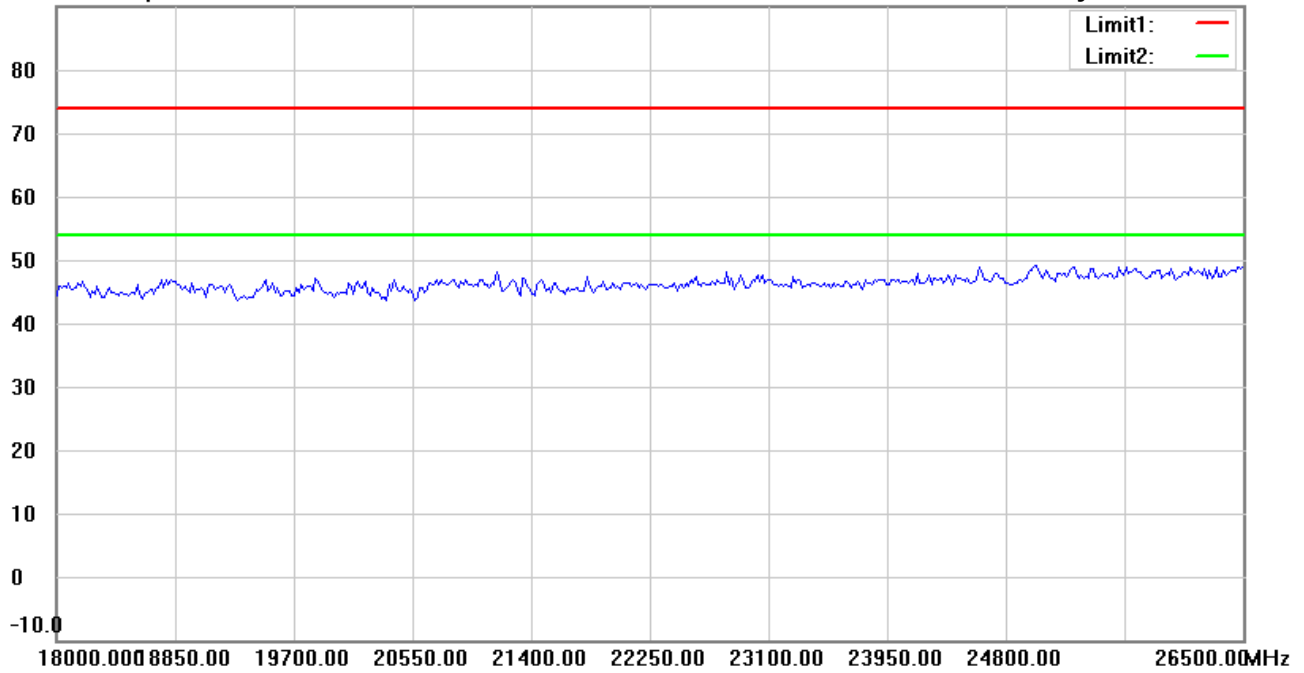
Date: 1/21/2022

Temperature:21.5 °C

90.0 dBuV/m

Time: 10:48:41 PM

Humidity:63.3 %



Site : Chamber

Condition : FCC\_part 15 RE-Class C\_Above 1GHz\_PK

Polarization: *Horizontal*

EUT : W6M22112-21460

Power : 5 Vd.c.(USB)

M/N:

Distance: 3m

Test Mode : TX 2440MHz

Note :

Mk.	Frequency (MHz)	Reading (dBuV)	Detector	Corr. factor (dB/m)	Result (dBuV/m)	Limit (dBuV/m)	Ant.Pos (cm)	Tab.Pos (deg.)	Margin (dB)	Comment
-----	-----------------	----------------	----------	---------------------	-----------------	----------------	--------------	----------------	-------------	---------

\*:Maximum data    x:Over limit    !:over margin





Address:6F.,No.58,Ln 188,Ruey Kuang Rd,Neihu,Taipei  
 Tel:+886-2-6606-8877  
 Fax:+886-2-6606-8875

**Radiated Emission Measurement**

Operator: Sky

File :3

Data :#10

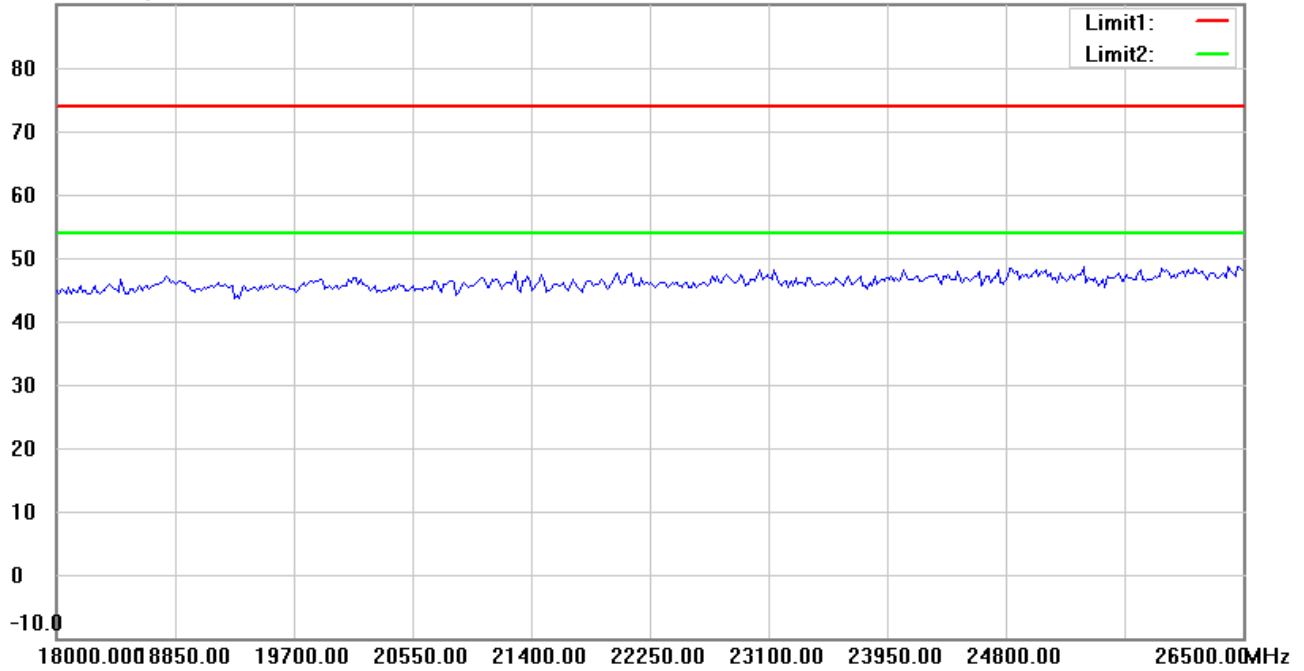
Date: 1/21/2022

Temperature:21.5 °C

90.0 dBuV/m

Time: 10:52:06 PM

Humidity:63.3 %



Site : Chamber

Condition : FCC\_part 15 RE-Class C\_Above 1GHz\_PK

Polarization: *Vertical*

EUT : W6M22112-21460

Power : 5 Vd.c.(USB)

M/N:

Distance: 3m

Test Mode : TX 2440MHz

Note :

Mk.	Frequency (MHz)	Reading (dBuV)	Detector	Corr. factor (dB/m)	Result (dBuV/m)	Limit (dBuV/m)	Ant.Pos (cm)	Tab.Pos (deg.)	Margin (dB)	Comment
-----	-----------------	----------------	----------	---------------------	-----------------	----------------	--------------	----------------	-------------	---------

\*:Maximum data    x:Over limit    !:over margin



Address:6F.,No.58,Ln 188,Ruey Kuang Rd,Neihu,Taipei  
 Tel:+886-2-6606-8877  
 Fax:+886-2-6606-8875

Radiated Emission Measurement

Operator: Sky

File :3

Data :#1

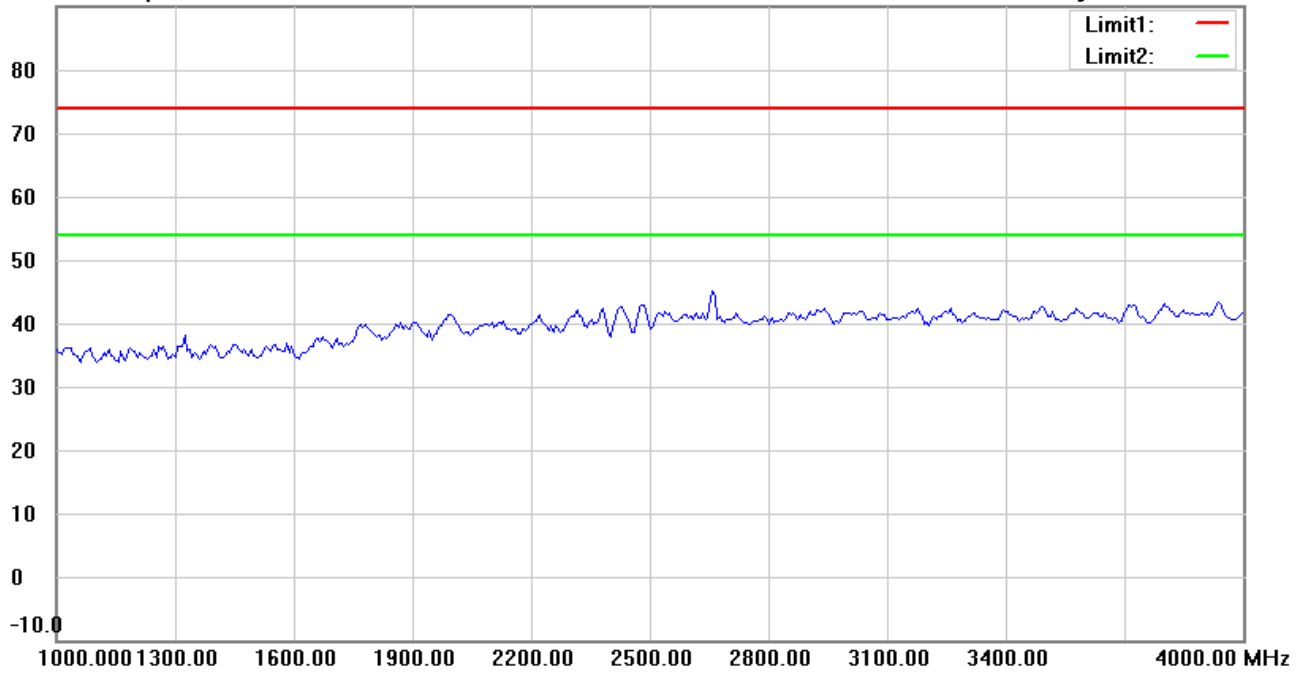
Date: 1/21/2022

Temperature:21.5 °C

90.0 dBuV/m

Time: 10:59:55 PM

Humidity:63.3 %



Site : Chamber

Condition : FCC\_part 15 RE-Class C\_Above 1GHz\_PK

Polarization: *Horizontal*

EUT : W6M22112-21460

Power : 5 Vd.c.(USB)

M/N:

Distance: 3m

Test Mode : TX 2480MHz

Note :

Mk.	Frequency (MHz)	Reading (dBuV)	Detector	Corr. factor (dB/m)	Result (dBuV/m)	Limit (dBuV/m)	Ant.Pos (cm)	Tab.Pos (deg.)	Margin (dB)	Comment
-----	-----------------	----------------	----------	---------------------	-----------------	----------------	--------------	----------------	-------------	---------

\*:Maximum data    x:Over limit    !:over margin



Address:6F.,No.58,Ln 188,Ruey Kuang Rd,Neihu,Taipei  
 Tel:+886-2-6606-8877  
 Fax:+886-2-6606-8875

Radiated Emission Measurement

Operator: Sky

File :3

Data :#6

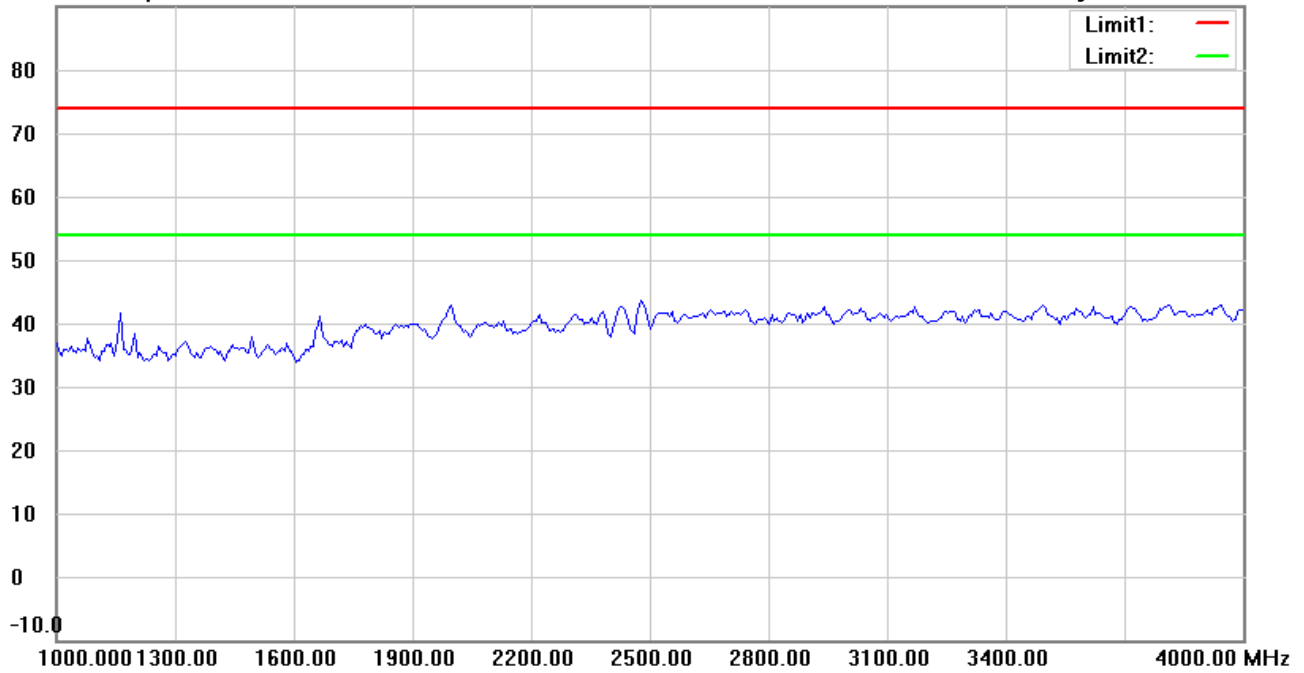
Date: 1/21/2022

Temperature:21.5 °C

90.0 dBuV/m

Time: 11:03:27 PM

Humidity:63.3 %



Site : Chamber

Condition : FCC\_part 15 RE-Class C\_Above 1GHz\_PK

Polarization: *Vertical*

EUT : W6M22112-21460

Power : 5 Vd.c.(USB)

M/N:

Distance: 3m

Test Mode : TX 2480MHz

Note :

Mk.	Frequency (MHz)	Reading (dBuV)	Detector	Corr. factor (dB/m)	Result (dBuV/m)	Limit (dBuV/m)	Ant.Pos (cm)	Tab.Pos (deg.)	Margin (dB)	Comment
-----	-----------------	----------------	----------	---------------------	-----------------	----------------	--------------	----------------	-------------	---------

\*:Maximum data    x:Over limit    !:over margin



Radiated Emission Measurement

Operator: Sky

File :3

Data :#2

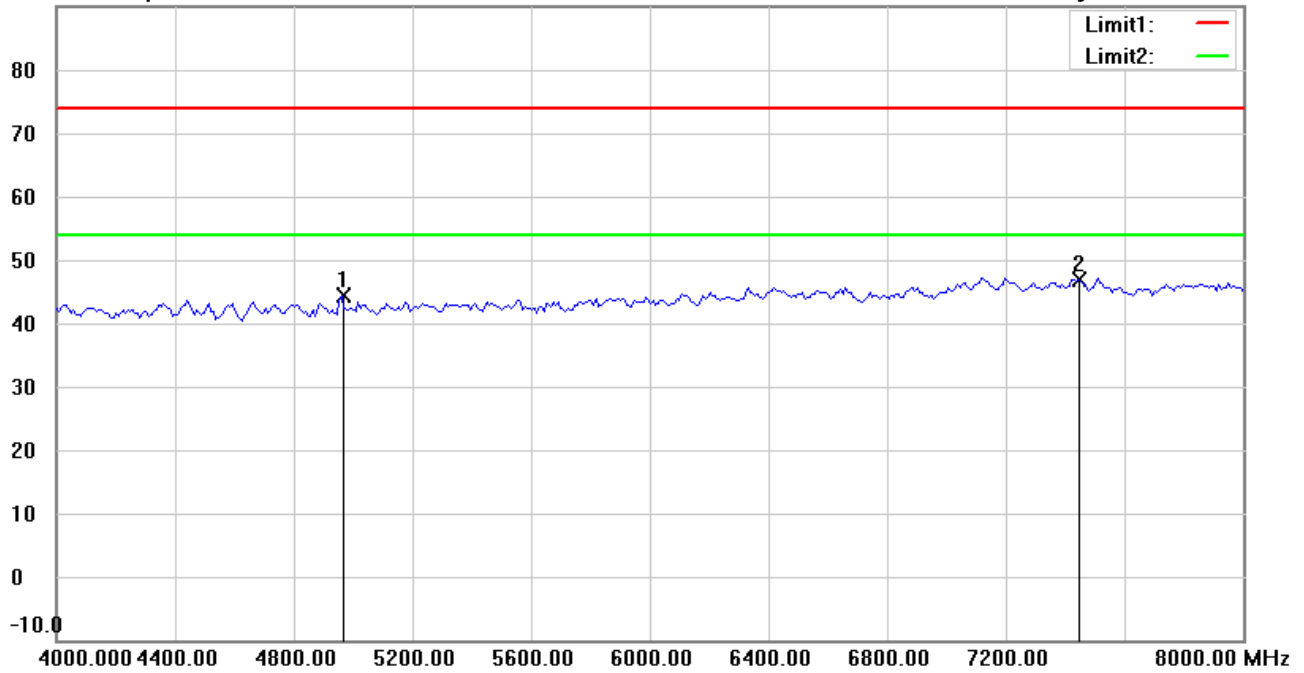
Date: 1/21/2022

Temperature:21.5 °C

90.0 dBuV/m

Time: 11:00:56 PM

Humidity:63.3 %



Site : Chamber

Condition : FCC\_part 15 RE-Class C\_Above 1GHz\_PK

Polarization: **Horizontal**

EUT : W6M22112-21460

Power : 5 Vd.c.(USB)

M/N:

Distance: 3m

Test Mode : TX 2480MHz

Note :

Mk.	Frequency (MHz)	Reading (dBuV)	Detector	Corr. factor (dB/m)	Result (dBuV/m)	Limit (dBuV/m)	Ant.Pos (cm)	Tab.Pos (deg.)	Margin (dB)	Comment
	4961.924	42.36	peak	1.91	44.27	74.00	150	39	-29.73	
*	7440.000	40.62	peak	6.27	46.89	74.00	150	204	-27.11	



Radiated Emission Measurement

Operator: Sky

File :3

Data :#7

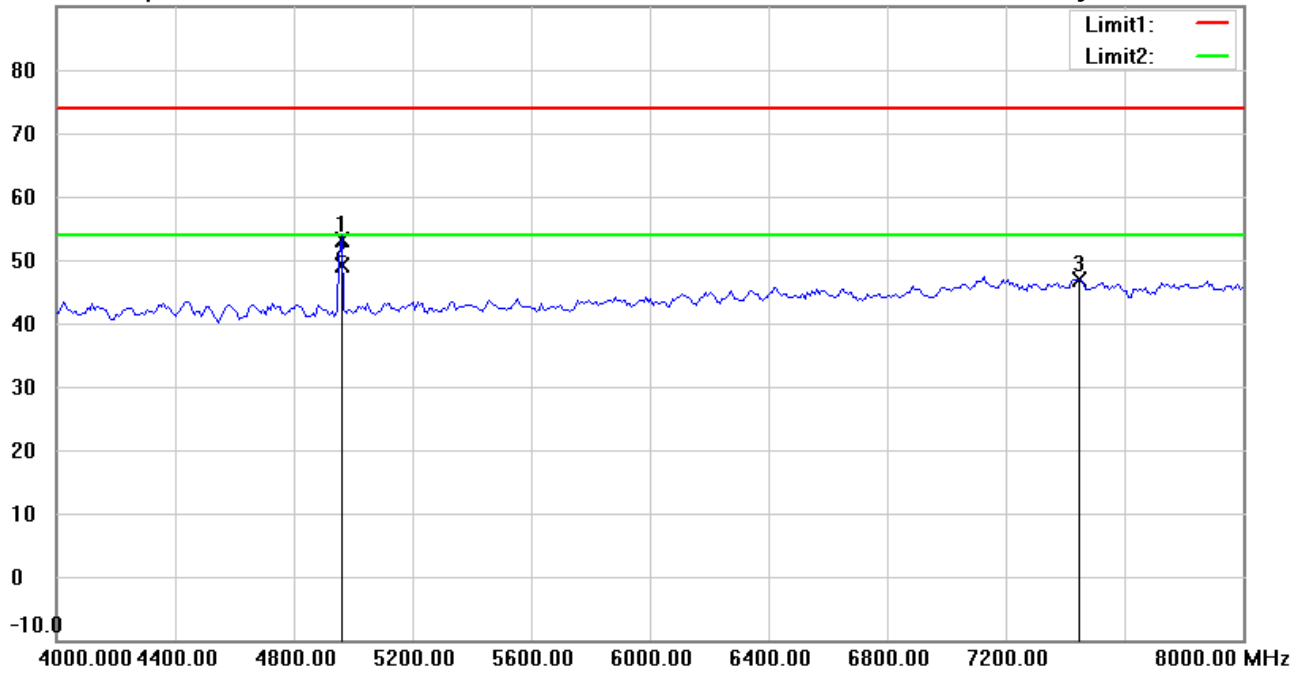
Date: 1/21/2022

Temperature:21.5 °C

90.0 dBuV/m

Time: 11:04:27 PM

Humidity:63.3 %



Site : Chamber

Condition : FCC\_part 15 RE-Class C\_Above 1GHz\_PK

EUT : W6M22112-21460

M/N:

Test Mode : TX 2480MHz

Note :

Polarization: **Vertical**

Power : 5 Vd.c.(USB)

Distance: 3m

Mk.	Frequency (MHz)	Reading (dBuV)	Detector	Corr. factor (dB/m)	Result (dBuV/m)	Limit (dBuV/m)	Ant.Pos (cm)	Tab.Pos (deg.)	Margin (dB)	Comment
	4953.908	51.32	peak	1.90	53.22	74.00	150	90	-20.78	
*	4953.908	47.25	AVG	1.90	49.15	54.00	150	90	-4.85	
	7440.000	40.57	peak	6.27	46.84	74.00	150	3	-27.16	



Address:6F.,No.58,Ln 188,Ruey Kuang Rd,Neihu,Taipei  
 Tel:+886-2-6606-8877  
 Fax:+886-2-6606-8875

Radiated Emission Measurement

Operator: Sky

File :3

Data :#3

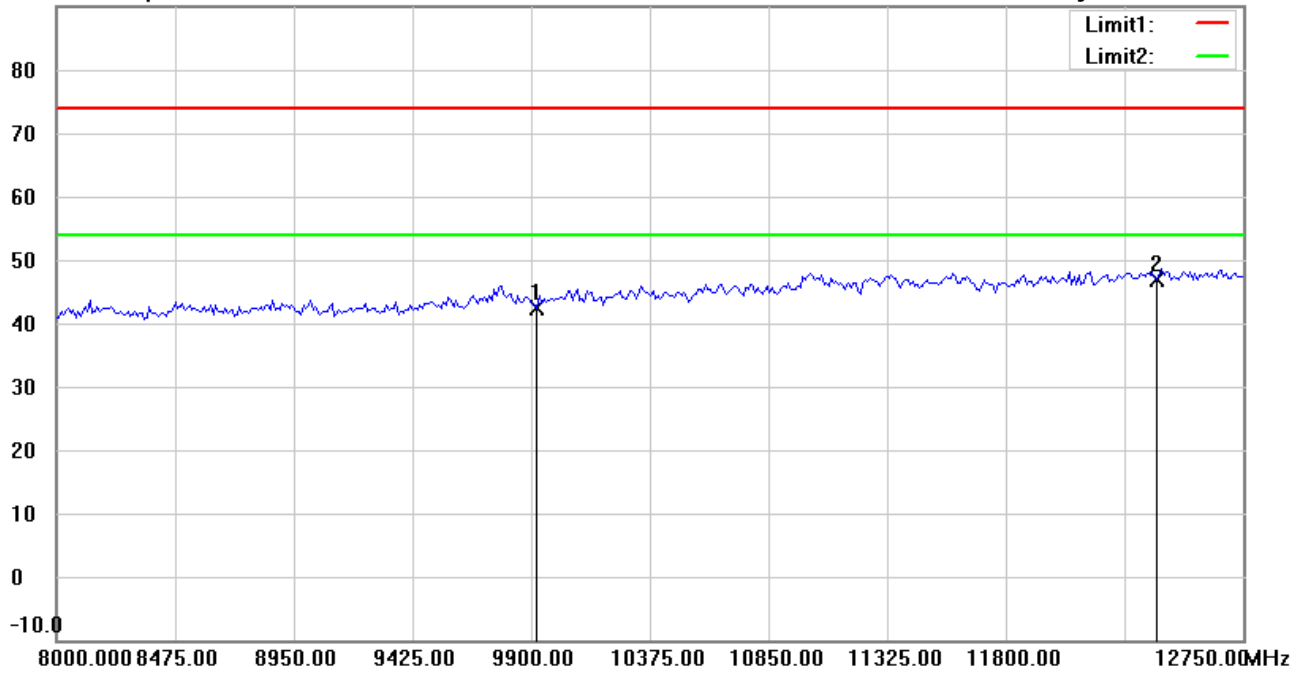
Date: 1/21/2022

Temperature:21.5 °C

90.0 dBuV/m

Time: 11:02:02 PM

Humidity:63.3 %



Site : Chamber

Condition : FCC\_part 15 RE-Class C\_Above 1GHz\_PK

Polarization: *Horizontal*

EUT : W6M22112-21460

Power : 5 Vd.c.(USB)

M/N:

Distance: 3m

Test Mode : TX 2480MHz

Note :

Mk.	Frequency (MHz)	Reading (dBuV)	Detector	Corr. factor (dB/m)	Result (dBuV/m)	Limit (dBuV/m)	Ant.Pos (cm)	Tab.Pos (deg.)	Margin (dB)	Comment
	9920.000	33.20	peak	9.11	42.31	74.00	150	21	-31.69	
*	12400.000	32.08	peak	14.87	46.95	74.00	150	117	-27.05	

\*:Maximum data    x:Over limit    !:over margin



Address:6F.,No.58,Ln 188,Ruey Kuang Rd,Neihu,Taipei  
 Tel:+886-2-6606-8877  
 Fax:+886-2-6606-8875

Radiated Emission Measurement

Operator: Sky

File :3

Data :#8

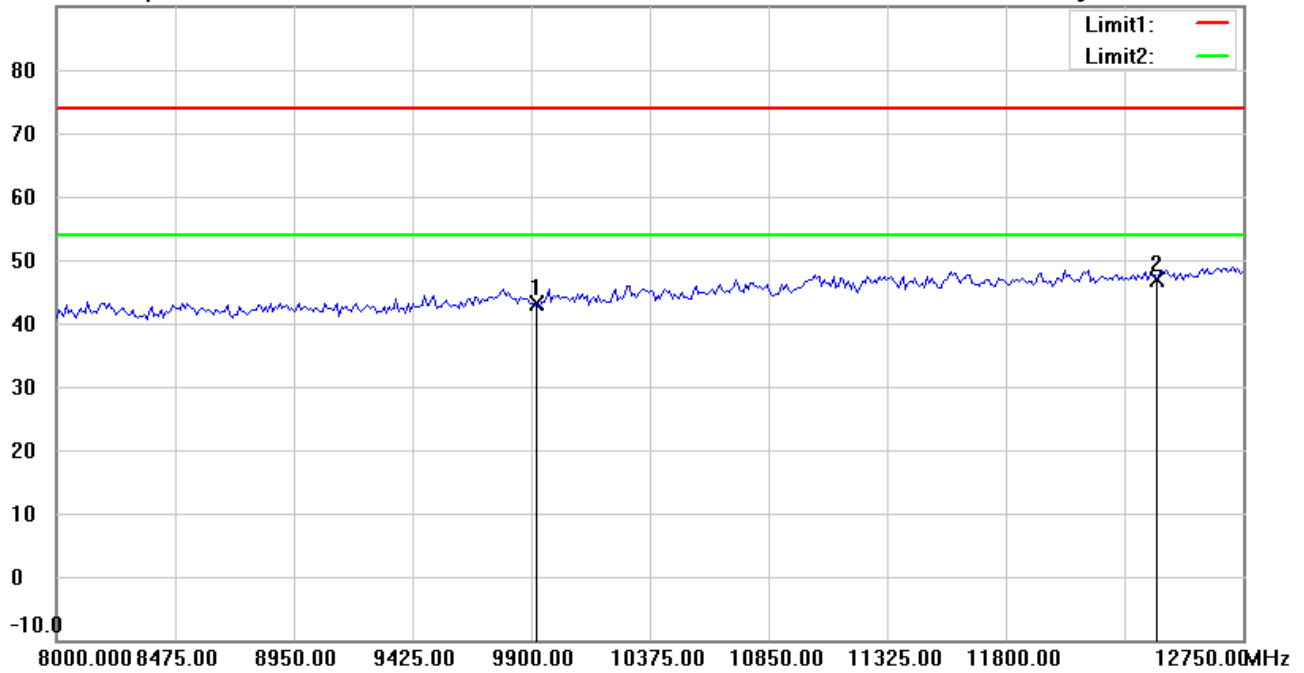
Date: 1/21/2022

Temperature:21.5 °C

90.0 dBuV/m

Time: 11:05:27 PM

Humidity:63.3 %



Site : Chamber

Condition : FCC\_part 15 RE-Class C\_Above 1GHz\_PK

Polarization: **Vertical**

EUT : W6M22112-21460

Power : 5 Vd.c.(USB)

M/N:

Distance: 3m

Test Mode : TX 2480MHz

Note :

Mk.	Frequency (MHz)	Reading (dBuV)	Detector	Corr. factor (dB/m)	Result (dBuV/m)	Limit (dBuV/m)	Ant.Pos (cm)	Tab.Pos (deg.)	Margin (dB)	Comment
	9920.000	34.04	peak	9.11	43.15	74.00	150	30	-30.85	
*	12400.000	31.94	peak	14.87	46.81	74.00	150	12	-27.19	

\*:Maximum data x:Over limit !:over margin



Address:6F.,No.58,Ln 188,Ruey Kuang Rd,Neihu,Taipei  
 Tel:+886-2-6606-8877  
 Fax:+886-2-6606-8875

Radiated Emission Measurement

Operator: Sky

File :3

Data :#4

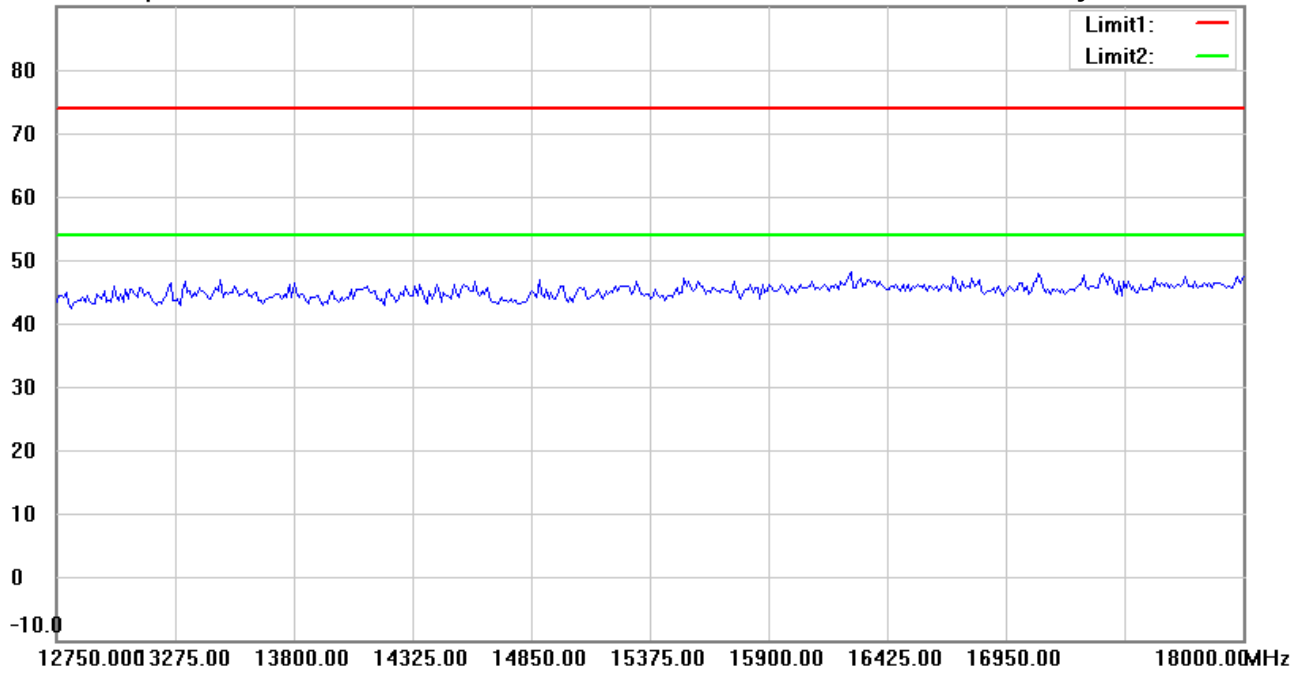
Date: 1/21/2022

Temperature:21.5 °C

90.0 dBuV/m

Time: 11:02:16 PM

Humidity:63.3 %



Site : Chamber

Condition : FCC\_part 15 RE-Class C\_Above 1GHz\_PK

EUT : W6M22112-21460

M/N:

Test Mode : TX 2480MHz

Note :

Polarization: *Horizontal*

Power : 5 Vd.c.(USB)

Distance: 3m

Mk.	Frequency (MHz)	Reading (dBuV)	Detector	Corr. factor (dB/m)	Result (dBuV/m)	Limit (dBuV/m)	Ant.Pos (cm)	Tab.Pos (deg.)	Margin (dB)	Comment
-----	-----------------	----------------	----------	---------------------	-----------------	----------------	--------------	----------------	-------------	---------

\*:Maximum data    x:Over limit    !:over margin





Address:6F.,No.58,Ln 188,Ruey Kuang Rd,Neihu,Taipei  
 Tel:+886-2-6606-8877  
 Fax:+886-2-6606-8875

**Radiated Emission Measurement**

Operator: Sky

File :3

Data :#9

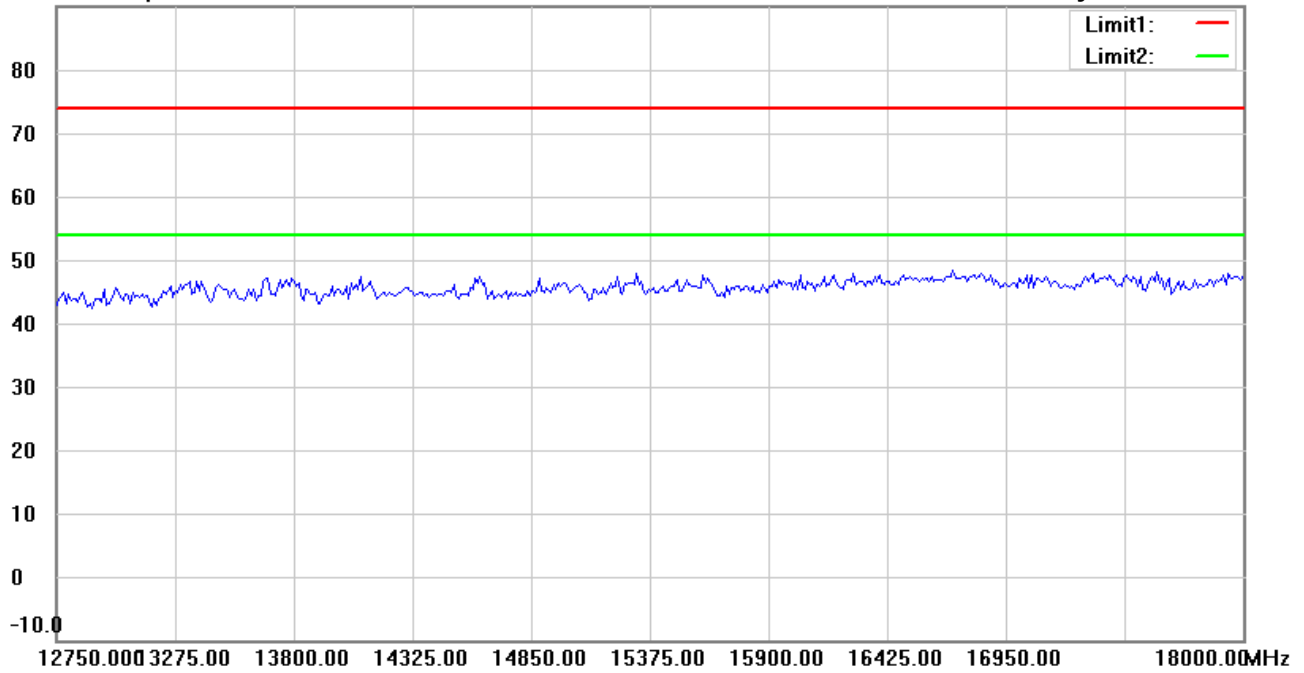
Date: 1/21/2022

Temperature:21.5 °C

90.0 dBuV/m

Time: 11:05:41 PM

Humidity:63.3 %



Site : Chamber

Condition : FCC\_part 15 RE-Class C\_Above 1GHz\_PK

EUT : W6M22112-21460

M/N:

Test Mode : TX 2480MHz

Note :

Polarization: *Vertical*

Power : 5 Vd.c.(USB)

Distance: 3m

Mk.	Frequency (MHz)	Reading (dBuV)	Detector	Corr. factor (dB/m)	Result (dBuV/m)	Limit (dBuV/m)	Ant.Pos (cm)	Tab.Pos (deg.)	Margin (dB)	Comment
-----	-----------------	----------------	----------	---------------------	-----------------	----------------	--------------	----------------	-------------	---------

\*:Maximum data    x:Over limit    !:over margin



Address:6F.,No.58,Ln 188,Ruey Kuang Rd,Neihu,Taipei  
 Tel:+886-2-6606-8877  
 Fax:+886-2-6606-8875

Radiated Emission Measurement

Operator: Sky

File :3

Data :#5

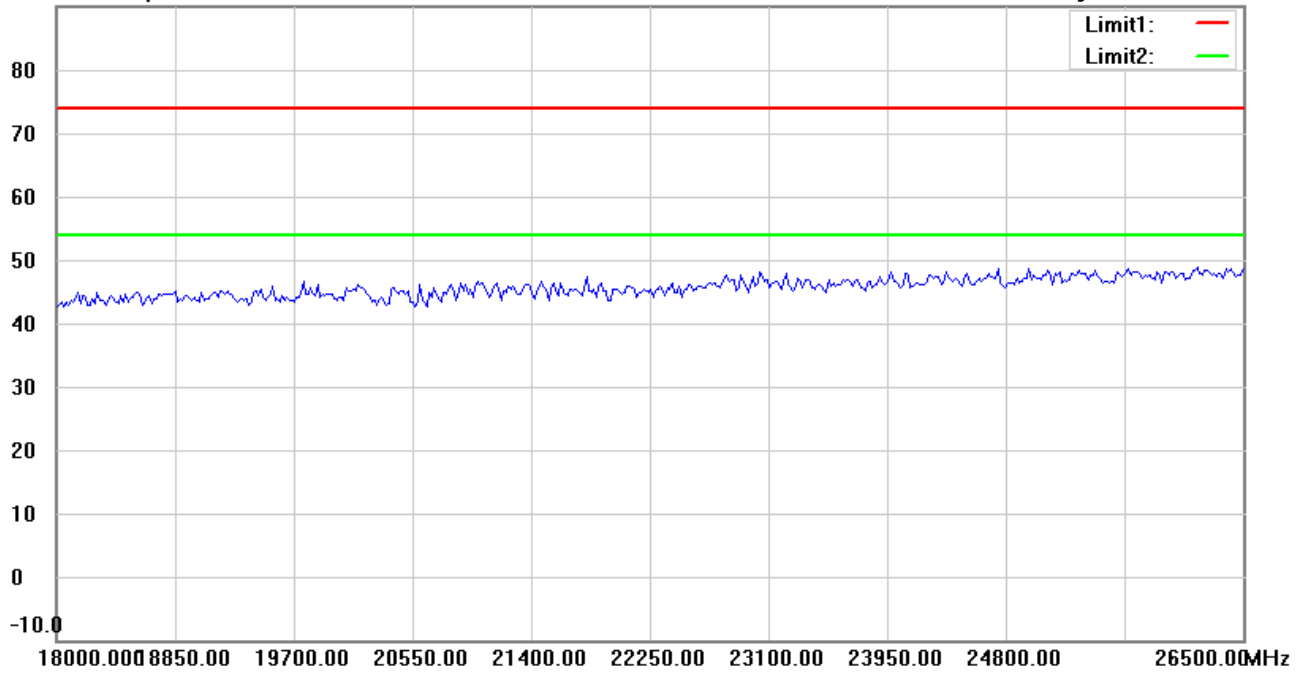
Date: 1/21/2022

Temperature:21.5 °C

90.0 dBuV/m

Time: 11:02:26 PM

Humidity:63.3 %



Site : Chamber

Condition : FCC\_part 15 RE-Class C\_Above 1GHz\_PK

Polarization: *Horizontal*

EUT : W6M22112-21460

Power : 5 Vd.c.(USB)

M/N:

Distance: 3m

Test Mode : TX 2480MHz

Note :

Mk.	Frequency (MHz)	Reading (dBuV)	Detector	Corr. factor (dB/m)	Result (dBuV/m)	Limit (dBuV/m)	Ant.Pos (cm)	Tab.Pos (deg.)	Margin (dB)	Comment
-----	-----------------	----------------	----------	---------------------	-----------------	----------------	--------------	----------------	-------------	---------

\*:Maximum data    x:Over limit    !:over margin



Address:6F.,No.58,Ln 188,Ruey Kuang Rd,Neihu,Taipei  
 Tel:+886-2-6606-8877  
 Fax:+886-2-6606-8875

Radiated Emission Measurement

Operator: Sky

File :3

Data :#10

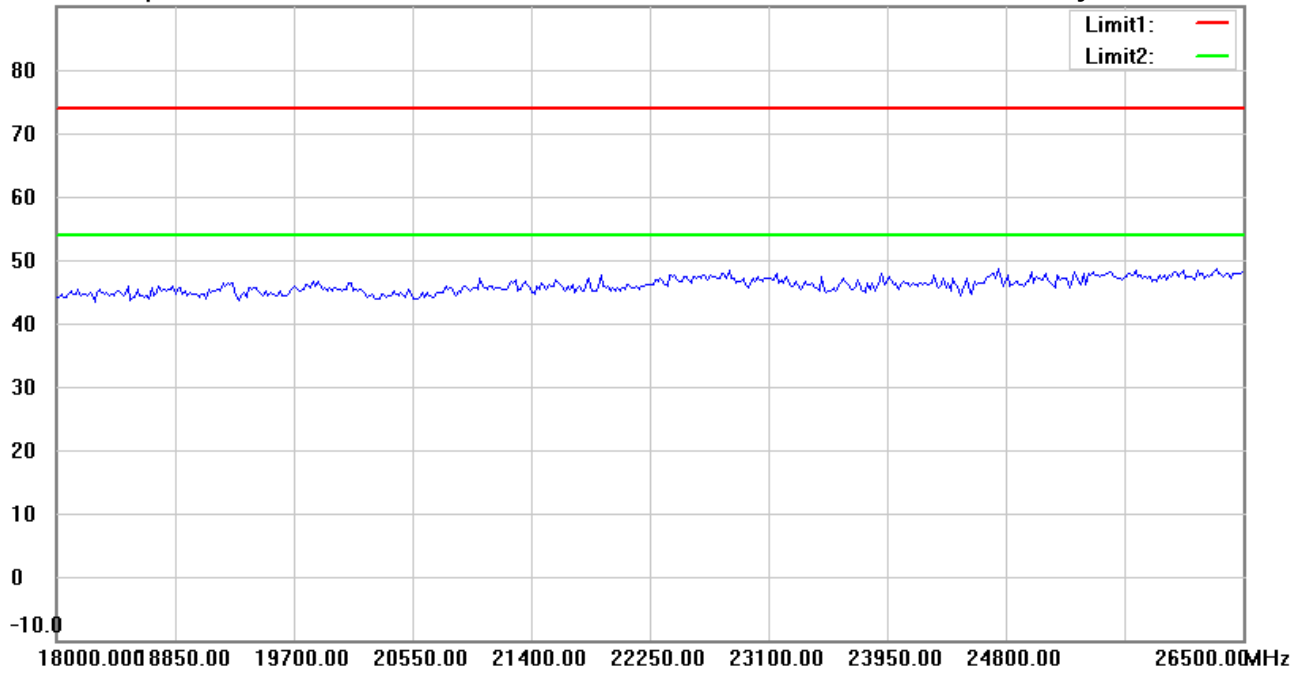
Date: 1/21/2022

Temperature:21.5 °C

90.0 dBuV/m

Time: 11:05:51 PM

Humidity:63.3 %



Site : Chamber

Condition : FCC\_part 15 RE-Class C\_Above 1GHz\_PK

Polarization: *Vertical*

EUT : W6M22112-21460

Power : 5 Vd.c.(USB)

M/N:

Distance: 3m

Test Mode : TX 2480MHz

Note :

Mk.	Frequency (MHz)	Reading (dBuV)	Detector	Corr. factor (dB/m)	Result (dBuV/m)	Limit (dBuV/m)	Ant.Pos (cm)	Tab.Pos (deg.)	Margin (dB)	Comment
-----	-----------------	----------------	----------	---------------------	-----------------	----------------	--------------	----------------	-------------	---------

\*:Maximum data    x:Over limit    !:over margin