

47 CFR PART 15 SUBPART C TEST REPORT

for

Receiver Unit

Model No.: ELECOM01A

FCC ID: YWO-ELECOM01A

of

Applicant: ELECOM CO., LTD

**Address: Fushimimachi 4-1-1, Chuo-ku, Osaka City,
Osaka Japan 541-8765**

Tested and Prepared

by

Worldwide Testing Services (Taiwan) Co., Ltd.

FCC Registration No.: TW1477, TW0020, TW1072


Industry Canada filed test laboratory Reg. No.: 20037

A2LA Accredited No.: 2732.01



Report No.: W6R22008-20150-C-1


6F, NO. 58, LANE 188, RUEY-KUANG RD., NEIHU TAIPEI 114, TAIWAN, R.O.C.
TEL: 886-2-66068877 FAX: 886-2-66068879 E-mail: wts@wts-lab.com



Registration number: W6R22008-20150-C-1
FCC ID: YWO-ELECOM01A

TABLE OF CONTENTS

1	GENERAL INFORMATION	2
1.1	NOTES	2
1.2	TESTING LABORATORY	3
1.2.1	<i>Location</i>	3
1.2.2	<i>Details of accreditation status</i>	3
1.3	DETAILS OF APPROVAL HOLDER.....	3
1.4	APPLICATION DETAILS	4
1.5	GENERAL INFORMATION OF TEST ITEM	4
1.6	TEST STANDARDS.....	4
2	TECHNICAL TEST	5
2.1	SUMMARY OF TEST RESULTS	5
2.2	TEST ENVIRONMENT	5
2.3	TEST EQUIPMENT LIST	6
2.4	GENERAL TEST PROCEDURE	9
3	TEST RESULTS (ENCLOSURE)	10
3.1	PEAK OUTPUT POWER (TRANSMITTER)	11
3.2	EQUIVALENT ISOTROPIC RADIATED POWER.....	17
3.3	RF EXPOSURE COMPLIANCE REQUIREMENTS	17
3.4	OUT OF BAND RADIATED EMISSIONS.....	17
3.5	SPURIOUS EMISSION (TX)	18
3.6	RADIATED EMISSIONS FROM RECEIVER PART	20
3.7	RADIATED EMISSION ON THE BAND EDGE	21
3.8	POWER LINE CONDUCTED EMISSION	25
	APPENDIX.....	27



Worldwide Testing Services(Taiwan) Co., Ltd.

Registration number: W6R22008-20150-C-1
FCC ID: YWO-ELECOM01A

1 General Information

1.1 Notes

The purpose of conformity testing is to increase the probability of adherence to the essential requirements or conformity specifications, as appropriate.

The complexity of the technical specifications, however, means that full and thorough testing is impractical for both technical and economic reasons.

Furthermore, there is no guarantee that a test sample which has passed all the relevant tests conforms to a specification.

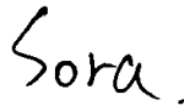
Neither is there any guarantee that such a test sample will interwork with other genuinely open systems. The existence of the tests nevertheless provides the confidence that the test sample possesses the qualities as maintained and that its performance generally conforms to representative cases of communications equipment.

The test results of this test report relate exclusively to the item tested as specified in 1.5.

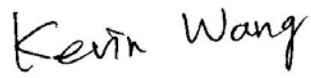
The test report may only be reproduced or published in full.


Reproduction or publication of extracts from the report requires the prior written approval of the Worldwide Testing Services(Taiwan) Co., Ltd.

Tester:

September 16, 2020	Sora Kuo	
Date	WTS-Lab. Name	Signature

Technical responsibility for area of testing:

September 16, 2020	Kevin Wang	
Date	WTS Name	Signature



Registration number: W6R22008-20150-C-1

FCC ID: YWO-ELECOM01A

1.2 Testing laboratory

1.2.1 Location

OATS

No.5-1, Lishui, Shuang Sing Village,
Wanli Dist., New Taipei City 207,
Taiwan (R.O.C.)

3 meter semi-anechoic chamber

No.35, Aly. 21, Ln. 228, Ankang Rd., Neihu Dist., Taipei City 114, Taiwan (R.O.C.)

TEL:886-2-6613-0228

FAX:886-2-2791-5046

Company

Worldwide Testing Services(Taiwan) Co., Ltd.

6F, NO. 58, LANE 188, RUEY-KUANG RD.

NEIHU, TAIPEI 114, TAIWAN R.O.C.

Tel : 886-2-66068877

Fax : 886-2-66068879

1.2.2 Details of accreditation status

Accredited testing laboratory

A2LA accredited number: 2732.01

FCC filed test laboratory Reg. No. TW1477, TW0020, TW1072

Industry Canada filed test laboratory Reg. No. 20037

Test location, where different from Worldwide Testing Services (Taiwan) Co., Ltd. :

Name: ./.

Accredited number: ./.

Street: ./.

Town: ./.

Country: ./.

Telephone: ./.

Fax: ./.

1.3 Details of approval holder

Name: ELECOM CO., LTD


Street: Fushimimachi 4-1-1, Chuo-ku,

Town: Osaka City, Osaka

Country: Japan 541-8765

Telephone: +81-6-6229-1418

Fax: +81-6-6229-8030



Registration number: W6R22008-20150-C-1

FCC ID: YWO-ELECOM01A

1.4 Application details

Date of receipt of test item: August 28, 2020

Date of test: from August 31, 2020 to September 16, 2020

1.5 General information of Test item

Type of test item: Receiver Unit

Model Number: ELECOM01A

Multi-listing model number: ./.

Photos: ./.

Technical data

Frequency band: 2.400-2.4835 GHz

Operation Frequency: 2.402-2.480 GHz

Frequency 1: 2.402 GHz

Frequency 2: 2.441 GHz

Frequency 3: 2.480 GHz

Operation modes: Duplex

Modulation Type: GFSK

Antenna type: PCB Antenna

Antenna gain: -0.71 dBi

Power supply: 5Vd.c. (USB)

Manufacturer: (if different from applicant)

Name: ./.

Street: ./.


Town: ./.

Country: ./.

Additional information: ./.

1.6 Test standards

Technical standard : 47 CFR PART 15 SUBPART C § 15.249 (2019-10)



Registration number: W6R22008-20150-C-1

FCC ID: YWO-ELECOM01A

2 Technical test

2.1 Summary of test results

No deviations from the technical specification(s) were ascertained in the course of the tests performed.

or

The deviations were ascertained in the course of the tests performed.

2.2 Test environment

Relative humidity content: 20 ... 75 %


Air pressure: 86 ... 103 kPa

Details Power supply: 5Vd.c. (USB)

Extreme conditions parameters: ./.

Test item Name	Uncertainty
Estimation Result of Uncertainty of Conducted Emission	Expanded Uncertainty : AMN : 1.06 dB Voltage probe : 1.12 dB
Estimation Result of Uncertainty of Radiated Emission(3M)	Expanded Uncertainty : 0.009-30 MHz : 1.88 dB 30-1000 MHz : 2.79 dB 1-18 GHz : 2.36 dB 18-40 GHz : 1.55 dB
Estimation Result of Uncertainty of Conducted Output Power Measurement Output power	Expanded Uncertainty : 1.14 dB
Estimation Result of Uncertainty of Band Edge Measurement	Expanded Uncertainty : 1.01 dBc

The decision rule is: Measurement uncertainty is not included in the calculation of test results.




Worldwide Testing Services(Taiwan) Co., Ltd.

Registration number: W6R22008-20150-C-1

FCC ID: YWO-ELECOM01A

2.3 Test Equipment List

No.	Test equipment	Type	Serial No.	Manufacturer	Cal. Date	Next Cal. Date
ETSTW-CE 001	EMI TEST RECEIVER	ESHS10	842121/013	R&S	2020/6/11	2021/6/10
ETSTW-CE 003	AC POWER SOURCE	APS-9102	D161137	GW	Function Test	
ETSTW-CE 004	ZWEILEITER-V- NETZNACHBILDUNG TWO-LINE V-NETWORK	ESH3-Z5	840731/011	R&S	2019/11/1	2020/10/31
ETSTW-CE 006	IMPULSBEGRENZER PULSE LIMITER	ESH3-Z2	100226	R&S	2019/9/24	2020/9/23
ETSTW-CE 008	HF-EICHLITUNG RF STEP ATTENUATOR 139dB DPSP	334.6010.02	844581/024	R&S	Function Test	
ETSTW-CE 009	TEMP.&HUMIDITY CHAMBER	GTH-225-40-1P-U	MAA0305-009	GIANT FORCE	2020/7/22	2021/7/21
ETSTW-CE 016	TWO-LINE V-NETWORK	ENV216	100050	R&S	2019/10/3	2020/10/2
ETSTW-CE 028	MXE EMI Receiver	N9038A	MY53220110	Agilent	2020/7/29	2021/7/28
ETSTW-RE 003	EMI TEST RECEIVER	ESI 26	831438/001	R&S	2020/6/12	2021/6/11
ETSTW-RE 004	EMI TEST RECEIVER	ESI 40	832427/004	R&S	2020/7/16	2021/7/15
ETSTW-RE 012	TUNABLE BANDREJECT FILTER	D.C 0309	146	K&L	Function Test	
ETSTW-RE 013	TUNABLE BANDREJECT FILTER	D.C 0336	397	K&L	Function Test	
ETSTW-RE 018	MICROWAVE HORN ANTENNA	AT4560	27212	AR	2020/7/30	2021/7/29
ETSTW-RE 027	Passive Loop Antenna	6512	00034563	ETS-Lindgren	2020/7/8	2021/7/7
ETSTW-RE 030	Double-Ridged Guide Horn Antenna	3117	00035224	ETS-Lindgren	2020/4/22	2021/4/21
ETSTW-RE 042	Biconical Antenna	HK116	100172	R&S	2020/2/18	2021/2/17
ETSTW-RE 043	Log-Periodic Dipole Antenna	HL223	100166	R&S	2020/5/8	2021/5/7
ETSTW-RE 044	Log-Periodic Antenna	HL050	100094	R&S	2020/8/3	2021/8/2
ETSTW-RE 045	ESA-E SERIES SPECTRUM ANALYZER	E4404B	MY45111242	Agilent	Pre-test Use	
ETSTW-RE 050	Attenuator 10dB	50HF-010-1	None	JFW	2020/2/20	2021/2/19
ETSTW-RE 051	Attenuator 6dB	50HF-006-1	None	JFW	2020/2/20	2021/2/19
ETSTW-RE 053	Attenuator 3dB	50HF-003-1	None	JFW	2020/2/20	2021/2/19
ETSTW-RE 055	SPECTRUM ANALYZER	FSU 26	200074	R&S	2020/3/6	2021/3/5
ETSTW-RE 060	Attenuator 30dB	5015-30	F651012z-01	ATM	2020/2/20	2021/2/19
ETSTW-RE 062	Amplifier Module	CHC 2	None	KMIC	2020/5/15	2021/5/14
ETSTW-RE 064	Bluetooth Test Set	MT8852B-042	6K00005709	Anritsu	Function Test	
ETSTW-RE 069	Double-Ridged Guide Horn Antenna	3117	00069377	ETS-Lindgren	Function Test	
ETSTW-RE 072	CELL SITE TEST SET	8921A	3339A00375	HP	2019/9/23	2020/9/22
ETSTW-RE 088	SOLID STATE AMPLIFIER	KMA180265A01	99057	KMIC	2020/9/8	2021/9/7
ETSTW-RE 091	Match Pad	MDCS1500	None	WOKEN	2020/5/22	2021/5/21
ETSTW-RE 099	DC Block	50DB-007-1	None	JFW	2020/2/20	2021/2/19
ETSTW-RE 112	AC POWER SOURCE	TFC-1005	T-0A023536	T-Power	Function test	
ETSTW-RE 115	2.4GHz Notch Filter	N0124411	473874	MICROWAVE CIRCUITS	2020/1/13	2021/1/12




Worldwide Testing Services(Taiwan) Co., Ltd.

Registration number: W6R22008-20150-C-1

FCC ID: YWO-ELECOM01A


ETSTW-RE 120	RF Player	MP9200	MP9210-111022	ADIVIC	Function test	
ETSTW-RE 122	SIGNAL GENERATOR	SMF100A	102149	R&S	2020/6/11	2021/6/10
ETSTW-RE 125	5GHz Notch filter	5NSL11-5200/E221.3-O/O	1	K&L Microwave	2020/8/7	2021/8/6
ETSTW-RE 126	5GHz Notch filter	5NSL12-5800/E221.3-O/O	1	K&L Microwave	2020/8/7	2021/8/6
ETSTW-RE 127	RF Switch Box	RFS-01	None	WTS	2020/2/20	2021/2/19
ETSTW-RE 128	5.3GHz Notch filter	N0153001	SN487233	Microwave Circuits	2020/8/7	2021/8/6
ETSTW-RE 129	5.5GHz Notch filter	N0555984	SN487234	Microwave Circuits	2020/8/7	2021/8/6
ETSTW-RE 130	Handheld RF Spectrum Analyzer	N9340A	CN0147000204	Agilent	Pre-test Use	
ETSTW-RE 142	Amplifier	8447D	2805A03378	Agilent	2020/5/15	2021/5/14
ETSTW-RE 146	Preamplifier	JPA-10M1G	15090004	JPT	2020/6/5	2021/6/4
ETSTW-RE 147	Bi-log Hybrid Antenna	MCTD 2786B	BLB16M04005	ETC	2020/4/9	2021/4/8
ETSTW-RE 148	Bi-log Hybrid Antenna	MCTD 2786B	BLB16M04006	ETC	2020/7/9	2021/7/8
ETSTW-RF 002	Electromagnetic field probe	LF-30	K-0007	STT	2020/6/9	2021/6/8
ETSTW-EMI 011	USB Compact Modulator	SFC-U	101689	R&S	2020/5/21	2021/5/20
ETSTW-GSM 002	Universal Radio Communication Tester	CMU 200	109439	R&S	2020/3/9	2021/3/8
ETSTW-GSM 003	Radio Communication Analyzer	MT8820C	6201342073	Anritsu	2020/4/20	2021/4/19
ETSTW-GSM 004	Wideband Radio Communication Tester	CMW500	128092	R&S	2019/10/25	2020/10/24
ETSTW-GSM 019	Band Reject Filter	WRCTF824/849-822/851-40 /12+9SS	3	WI	2020/1/13	2021/1/12
ETSTW-GSM 020	Band Reject Filter	WRCD1747/1748-1743/1752-32/5SS	1	WI	2020/1/13	2021/1/12
ETSTW-GSM 021	Band Reject Filter	WRCD1879.5/1880.5-1875.5/1884.5-32/5SS	3	WI	2020/1/13	2021/1/12
ETSTW-GSM 022	Band Reject Filter	WRCT901.9/903.1-904.25-50/8SS	1	WI	2020/1/13	2021/1/12
ETSTW-GSM 023	Power Divider	4901.19.A	None	SUHNER	2020/9/8	2021/9/7
ETSTW-GSM 024	Radio Communication Analyzer	MT8821C	None	Anritsu	2020/3/27	2021/3/26
ETSTW-GSM 025	Band Reject Filter	BRM19835	001	Micro-Tronics	2020/8/7	2021/8/6
ETSTW-Cable 011	SMA to N type Cable	RGU-400	None	THERMAX	Pre-test Use NCR	
ETSTW-Cable 016	BNC Cable	Switch Box	B Cable 1	Schwarz beck	2020/2/20	2021/2/19
ETSTW-Cable 017	BNC Cable	X Cable	B Cable 2	Schwarz beck	2020/2/20	2021/2/19
ETSTW-Cable 018	BNC Cable	Y Cable	B Cable 3	Schwarz beck	2020/2/20	2021/2/19
ETSTW-Cable 019	BNC Cable	Z Cable	B Cable 4	Schwarz beck	2020/2/20	2021/2/19
ETSTW-Cable 020	N TYPE Cable	OATS Cable 1	N30N30-L335-15M	JYE BAO CO.,LTD.	2020/7/1	2021/6/30
ETSTW-Cable 027	Microwave Cable	SUCOFLEX 104	279083	HUBER+SUHNER	2020/5/8	2021/5/7
ETSTW-Cable 028	Microwave Cable	FA147A0015M2020	30064-2	UTIFLEX	2020/9/8	2021/9/7
ETSTW-Cable 029	Microwave Cable	FA147A0015M2020	30064-3	UTIFLEX	2020/9/8	2021/9/7
ETSTW-Cable 030	Microwave Cable	SUCOFLEX 104 (S_Cable 9)	279067	HUBER+SUHNER	2020/2/20	2021/2/19
ETSTW-Cable 043	Microwave Cable	SUCOFLEX 104	317576	HUBER+SUHNER	2020/5/15	2021/5/14
ETSTW-Cable 047	Microwave Cable	SUCOFLEX 104	325518	HUBER+SUHNER	2020/7/3	2021/7/2
ETSTW-Cable 058	Microwave Cable	SUCOFLEX 104	none	HUBER+SUHNER	2020/6/5	2021/6/4



Worldwide Testing Services(Taiwan) Co., Ltd.

Registration number: W6R22008-20150-C-1
 FCC ID: YWO-ELECOM01A

ETSTW-Cable 064	Microwave Cable	SUCOFLEX 104	MY28891	HUBER+SUHNER	2020/5/15	2021/5/14
ETSTW-Cable 071	N TYPE CABLE	EMCCFD400-NM- NM-25000	170239	EMCI	2020/6/5	2021/6/4
ETSTW-Cable 072	SMA type cable (8m)	SUCOFLEX 104	805800/4	HUBER+SUHNER	2020/5/15	2021/5/14
ETSTW-Cable 074	SMA type cable (2m)	SUCOFLEX 104	802563/4	HUBER+SUHNER	2020/5/15	2021/5/14
WTSTW-SW 002	EMI TEST SOFTWARE	EZ EMC	None	Farad	Version ETS-03A1	
WTSTW-SW 006	EMI TEST SOFTWARE	e3	None	AUDIX	Version 9.161014	
WTSTW-SW 008	Signal studio	Agilent	None	AUDIX	Version 2.0.0.1	
ETSTW-TH 001	Thermohygrometer	608-H1	45204316	Testo	2020/9/8	2021/9/7
ETSTW-TH 002	Thermohygrometer	608-H1	45204317	Testo	2020/9/8	2021/9/7



Registration number: W6R22008-20150-C-1
FCC ID: YWO-ELECOM01A

2.4 General Test Procedure

POWER LINE CONDUCTED INTERFERENCE: The procedure used was ANSI STANDARD C63.10-2013 6.2 using a LISN (if necessary). Both lines were observed. The bandwidth of the spectrum analyzer was 10 kHz with an appropriate sweep speed.

RADIATION INTERFERENCE: The test procedure used was according to ANSI STANDARD C63.10-2013 6.3 employing a spectrum analyzer. For investigated frequency is equal to or below 1GHz, the RBW and VBW of the spectrum analyzer was 100 kHz and 100kHz respectively with an appropriate sweep speed. For investigated frequency is above 1GHz, both of RBW and VBW of the spectrum analyzer were 1 MHz with an appropriate sweep speed. The analyzer was calibrated in dB above a microvolt at the output of the antenna.

FORMULA OF CONVERSION FACTORS: The Field Strength at 3m was established by adding the meter reading of the spectrum analyzer (which is set to read in units of dB μ V) to the antenna correction factor supplied by the antenna manufacturer. The antenna correction factors are stated in terms of dB.

Example:

Freq (MHz) METER READING + ACF + CABLE LOSS (to the receiver) = FS
33 20 dB μ V + 10.36 dB + 6 dB = 36.36 dB μ V/m @3m

ANSI STANDARD C63.10-2013 6.2.2 MEASUREMENT PROCEDURES: The EUT was placed on a table 80 cm height and with dimensions of 1m by 1.5m (non metallic table). The EUT was placed in the centre of the table. The table used for radiated measurements is capable of continuous rotation. The spectrum was scanned from 30 MHz to 10th harmonic of the fundamental.

Peak readings were taken in three (3) orthogonal planes and the highest readings.

When an emission was found, the table was rotated to produce the maximum signal strength. At this point, the antenna was raised and lowered from 1m to 4m. The antenna was placed in both the horizontal and vertical planes.

ANSI STANDARD C63.10-2013 B.2.7: Any measurements that utilize special test software shall be indicated and referenced in the test report. During testing, test software 'EZ EMC' was used for setting up different operation modes.



Registration number: W6R22008-20150-C-1
FCC ID: YWO-ELECOM01A

3 Test results (enclosure)

Test case	Para. Number	Required	Test passed	Test failed
Peak Output Power	15.249 (a)	<input checked="" type="checkbox"/>	<input checked="" type="checkbox"/>	<input type="checkbox"/>
Spurious Emissions radiated – Transmitter operating	15.249 (e)	<input checked="" type="checkbox"/>	<input checked="" type="checkbox"/>	<input type="checkbox"/>
Spurious Emissions conducted – Transmitter operating	15.249 (e)	<input type="checkbox"/>	<input type="checkbox"/>	<input type="checkbox"/>
Radiated Emission from Receiver Part	15.109	<input type="checkbox"/>	<input type="checkbox"/>	<input type="checkbox"/>
Out of Band Spurious Emission, Band edge-Transmitter operating	15.249 (e)	<input checked="" type="checkbox"/>	<input checked="" type="checkbox"/>	<input type="checkbox"/>
Power Line Conducted Emission	15.207	<input checked="" type="checkbox"/>	<input checked="" type="checkbox"/>	<input type="checkbox"/>

The following is intentionally left blank.



Worldwide Testing Services(Taiwan) Co., Ltd.

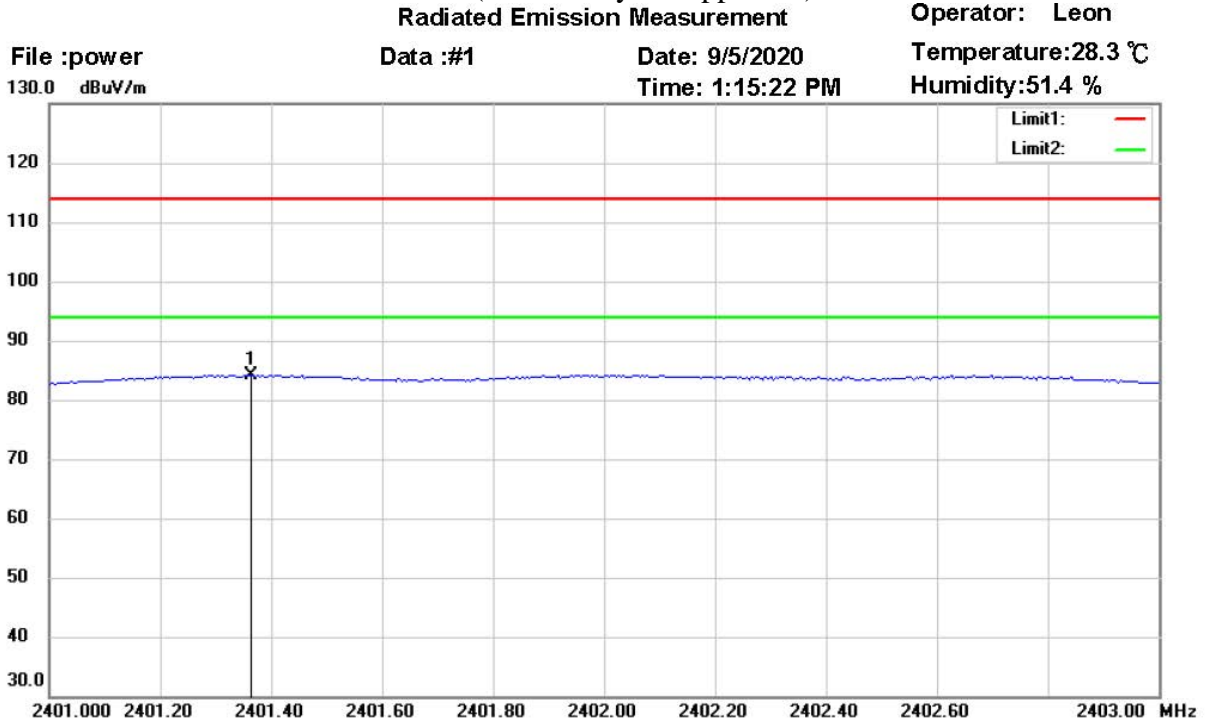
Registration number: W6R22008-20150-C-1
 FCC ID: YWO-ELECOM01A

3.1 Peak Output Power (transmitter)

FCC Rule: 15.249 (b)

This measurement applies to equipment with an integral antenna and to equipment with an antenna connector and equipped with an antenna as declared by the applicant.

The power was measured with modulation (declared by the applicant).



Site : Chamber

Condition : FCC 15.249 power_PK

EUT : W6R22008-20150

M/N:

Test Mode : TX 2402MHz


Note :

Polarization: *Horizontal*

Power : 5 Vd.c. (USB)

Distance: 3m

Mk.	Frequency (MHz)	Reading (dBuV)	Detector	Corr. factor (dB/m)	Result (dBuV/m)	Limit (dBuV/m)	Ant.Pos (cm)	Tab.Pos (deg.)	Margin (dB)	Comment
*	2401.361	46.95	peak	37.21	84.16	114.00	153	194	-29.84	



Worldwide Testing Services(Taiwan) Co., Ltd.

Registration number: W6R22008-20150-C-1
 FCC ID: YWO-ELECOM01A

Radiated Emission Measurement

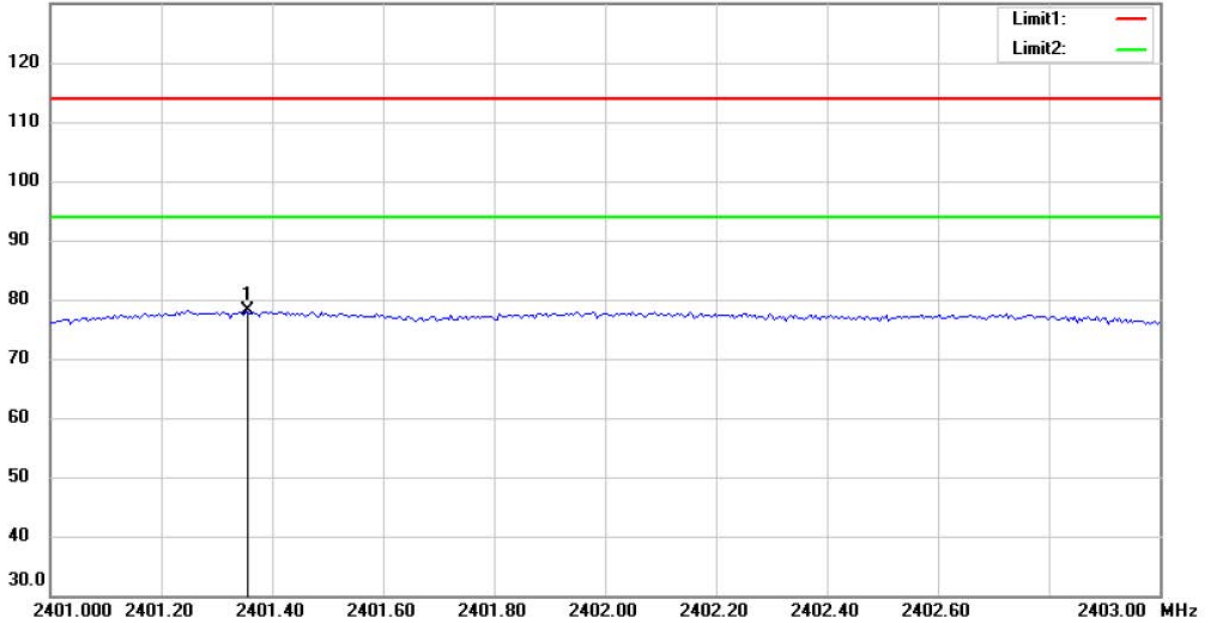
Operator: Leon

File :power
 130.0 dBuV/m

Data :#2

Date: 9/5/2020
 Time: 1:29:45 PM

Temperature:28.3 °C
 Humidity:51.4 %



Site : Chamber

Condition : FCC 15.249 power_PK

EUT : W6R22008-20150

M/N:

Test Mode : TX 2402MHz

Note :

Polarization: *Vertical*

Power : 5 Vd.c. (USB)

Distance: 3m

Mk.	Frequency (MHz)	Reading (dBuV)	Detector	Corr. factor (dB/m)	Result (dBuV/m)	Limit (dBuV/m)	Ant.Pos (cm)	Tab.Pos (deg.)	Margin (dB)	Comment
*	2401.353	40.97	peak	37.21	78.18	114.00	185	109	-35.82	



Worldwide Testing Services(Taiwan) Co., Ltd.

Registration number: W6R22008-20150-C-1
 FCC ID: YWO-ELECOM01A

Radiated Emission Measurement

Operator: Leon

File :power
 130.0 dBuV/m

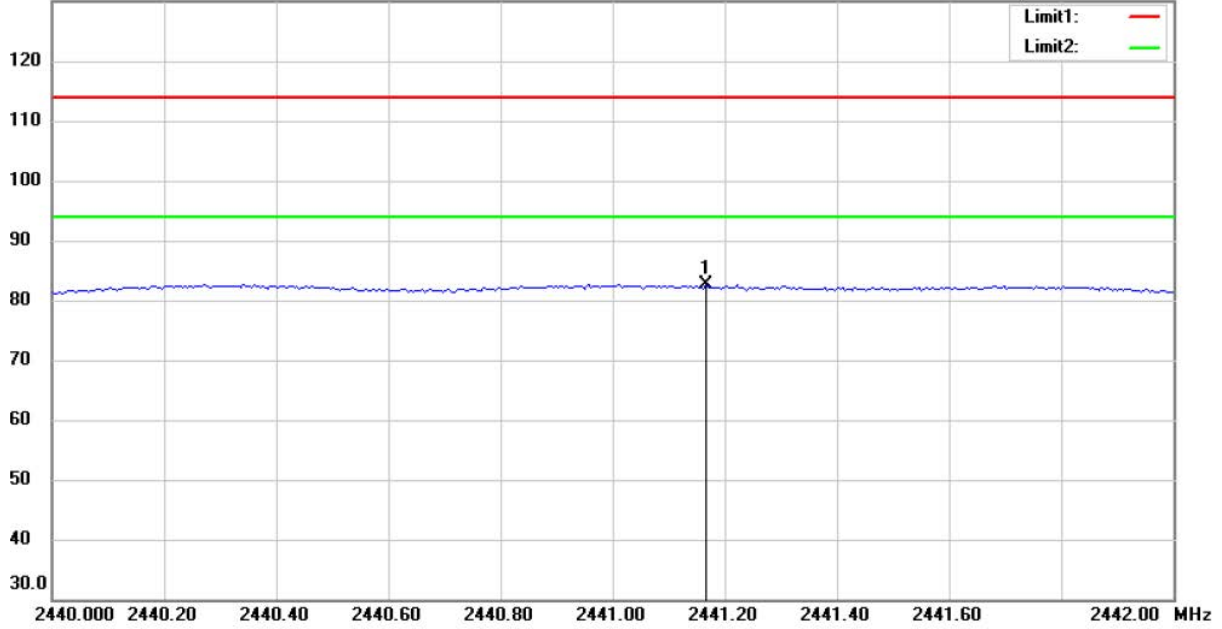
Data :#1

Date: 9/5/2020

Temperature:28.3 °C

Time: 2:35:18 PM

Humidity:51.4 %



Site : Chamber

Condition : FCC 15.249 power_PK

EUT : W6R22008-20150

M/N:

Test Mode : TX 2441MHz

Note :

Polarization: *Horizontal*

Power : 5 Vd.c. (USB)

Distance: 3m

Mk.	Frequency (MHz)	Reading (dBuV)	Detector	Corr. factor (dB/m)	Result (dBuV/m)	Limit (dBuV/m)	Ant.Pos (cm)	Tab.Pos (deg.)	Margin (dB)	Comment
*	2441.166	45.13	peak	37.51	82.64	114.00	152	190	-31.36	



Worldwide Testing Services(Taiwan) Co., Ltd.

Registration number: W6R22008-20150-C-1

FCC ID: YWO-ELECOM01A

Radiated Emission Measurement

Operator: Leon

File :power

Data :#2

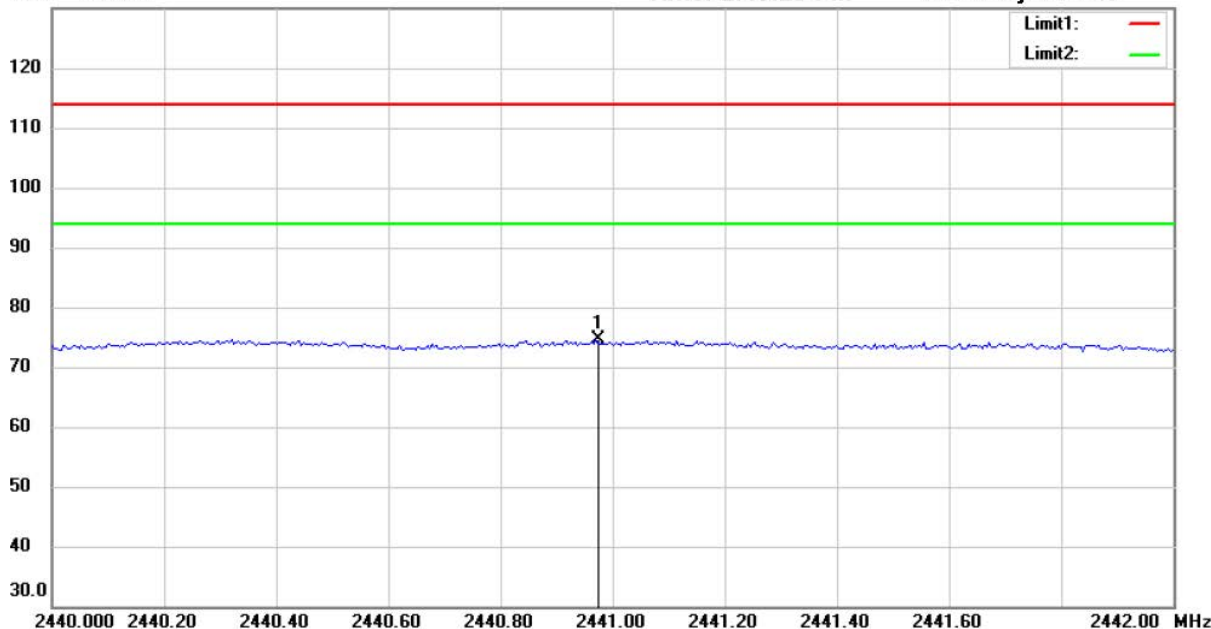
Date: 9/5/2020

Temperature:28.3 °C

130.0 dBuV/m

Time: 2:40:29 PM

Humidity:51.4 %



Site : Chamber

Condition : FCC 15.249 power_PK

EUT : W6R22008-20150

M/N:

Test Mode : TX 2441MHz


Note :

Polarization: *Vertical*

Power : 5 Vd.c. (USB)

Distance: 3m

Mk.	Frequency (MHz)	Reading (dBuV)	Detector	Corr. factor (dB/m)	Result (dBuV/m)	Limit (dBuV/m)	Ant.Pos (cm)	Tab.Pos (deg.)	Margin (dB)	Comment
*	2440.970	37.19	peak	37.51	74.70	114.00	150	107	-39.30	



Worldwide Testing Services(Taiwan) Co., Ltd.

Registration number: W6R22008-20150-C-1
 FCC ID: YWO-ELECOM01A

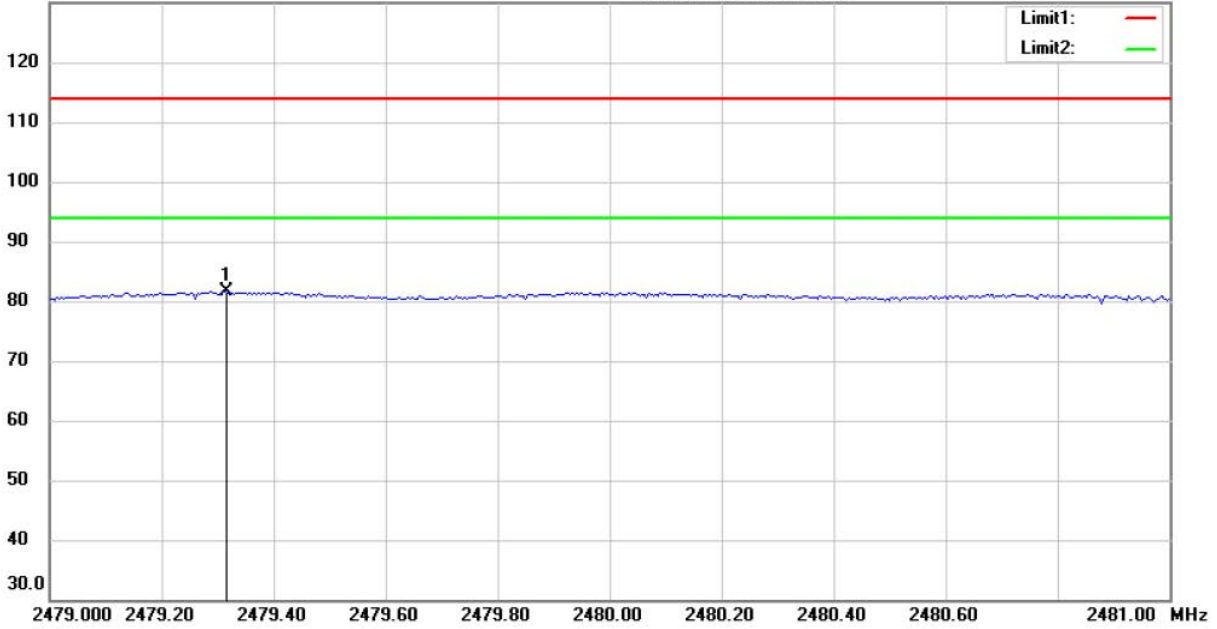
Radiated Emission Measurement

Operator: Leon
 Temperature: 28.3 °C
 Humidity: 51.4 %

File : power
 130.0 dBuV/m

Data : #1

Date: 9/5/2020
 Time: 2:48:13 PM



Site : Chamber

Condition : FCC 15.249 power_PK

EUT : W6R22008-20150

M/N:

Test Mode : TX 2480MHz


Note :

Polarization: *Horizontal*

Power : 5 Vd.c. (USB)

Distance: 3m

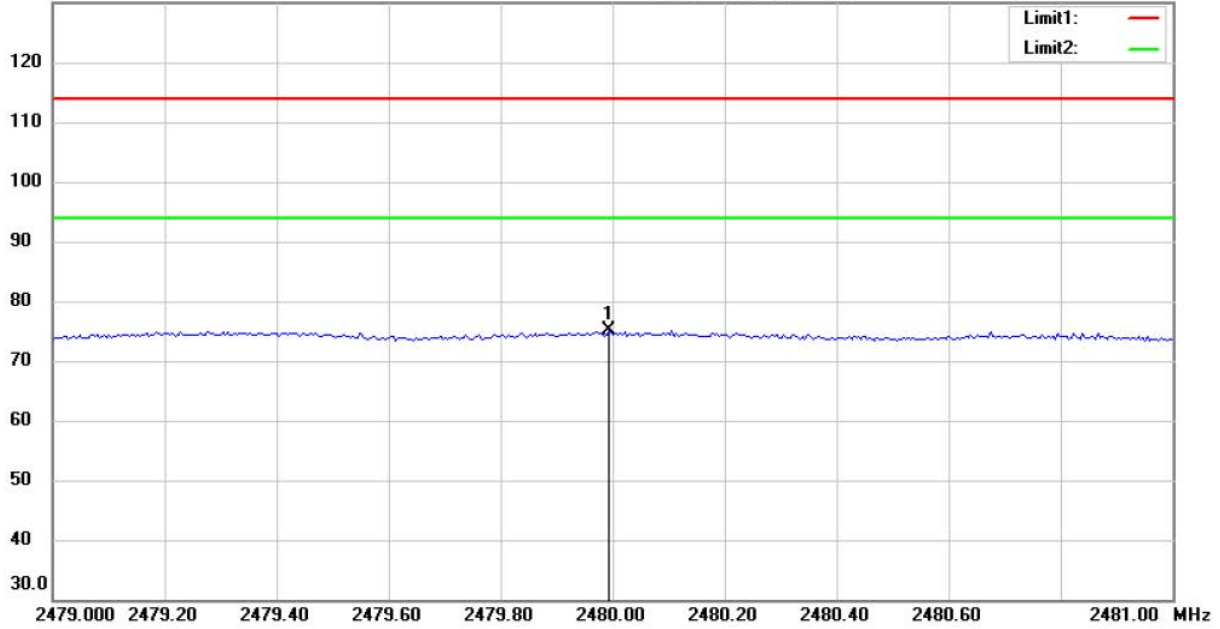
Mk.	Frequency (MHz)	Reading (dBuV)	Detector	Corr. factor (dB/m)	Result (dBuV/m)	Limit (dBuV/m)	Ant.Pos (cm)	Tab.Pos (deg.)	Margin (dB)	Comment
*	2479.313	43.74	peak	37.79	81.53	114.00	150	189	-32.47	



Worldwide Testing Services(Taiwan) Co., Ltd.

Registration number: W6R22008-20150-C-1
 FCC ID: YWO-ELECOM01A


Radiated Emission Measurement **Operator: Leon**
File :power **Data :#2** **Date: 9/5/2020** **Temperature:28.3 °C**
130.0 dBuV/m **Time: 3:02:24 PM** **Humidity:51.4 %**



Site : Chamber
Condition : FCC 15.249 power_PK **Polarization:** *Vertical*
EUT : W6R22008-20150 **Power :** 5 Vd.c. (USB)
M/N: **Distance:** 3m
Test Mode : TX 2480MHz
Note :

Mk.	Frequency (MHz)	Reading (dBuV)	Detector	Corr. factor (dB/m)	Result (dBuV/m)	Limit (dBuV/m)	Ant.Pos (cm)	Tab.Pos (deg.)	Margin (dB)	Comment
*	2479.994	37.29	peak	37.80	75.09	114.00	180	112	-38.91	

Test equipment used: ETSTW-RE 004, ETSTW-RE 030, ETSTW-RE 062, ETSTW-RE 142, ETSTW-RE 147



Registration number: W6R22008-20150-C-1

FCC ID: YWO-ELECOM01A

3.2 Equivalent isotropic radiated power

Because using an permanent antenna there are no deviations from the radiated test results according 3.1.

3.3 RF Exposure Compliance Requirements

Not applicable for this EUT for the low power level.

3.4 Out of Band Radiated Emissions

FCC Rule: 15.249 (d)(e), 15.35(b)

Emissions radiated outside of the specified frequency bands, except for harmonics, shall be attenuated by at least 50 dB below the level of the fundamental or to the general radiated emission limits in Section 15.209, whichever is the lesser attenuation.

For frequency above 1000 MHz, the field strength limits are based on average limits. However, the peak field strength of any emission shall not exceed the maximum permitted average limits specified above by more than 20 dB under any condition of modulation. For point-to-point operation, the peak field strength shall not exceed 2500 millivolts/meter at 3 meters along the antenna azimuth.

Limits:

Frequency of Emission (MHz)	Field strength (microvolts/meter)	Field Strength (dB microvolts/meter)
30 - 88	100	40.0
88 - 216	150	43.5
216 - 960	200	46.5
Above 960	500	54.0

For frequencies above 1 GHz (Peak measurements).


Limit + 20 dB 54.0 dBμV/m + 20 dB= 74dBμV/m

Or

Must be attenuated at least 50dB below the level of fundament

Test equipment used: ETSTW-RE 004, ETSTW-RE 062, ETSTW-RE 142, ETSTW-RE 147, ETSTW-RE 030

Explanation: Please see attached diagram as appendix.



Worldwide Testing Services(Taiwan) Co., Ltd.

Registration number: W6R22008-20150-C-1

FCC ID: YWO-ELECOM01A

3.5 Spurious emission (tx)

Spurious emission was measured with modulation (declared by manufacturer).

Emissions radiated outside of the specified frequency bands, except for harmonics, shall be attenuated by at least 50 dB below the level of the fundamental or to the general radiated emission limits in Section 15.209, whichever is the lesser attenuation.

For frequencies above 1000 MHz, the field strength limits are based on average limits. However, the peak field strength of any emission shall not exceed the maximum permitted average limits specified above by more than 20 dB under any condition of modulation. For point-to-point operation, the peak field strength shall not exceed 2500 millivolts/meter at 3 meters along the antenna azimuth.

SAMPLE CALCULATION OF LIMIT. ALL results will be updated by an automatic measuring system in accordance with point 2.3.

The peak and average spurious emission plots was measured with the average limits.

The critical peak value listed in the table agree with the above calculated limits.

Summary table with radiated data of the test plots

Model: ELECOM01A Date: --
 Mode: -- Temperature: -- °C Engineer: --
 Polarization: Horizontal Humidity: -- %


Frequency (MHz)	Reading (dBuV)	Detector	Factor (dB)	Result (dBuV/m)	Limit (dBuV/m)	Margin (dB)	Table Degree (Deg.)	Ant. High (cm)
--	--	--	--	--	--	--	--	--
--	--	--	--	--	--	--	--	--

Frequency (MHz)	Reading (dBuV)		Factor (dB) Corr.	Result @3m (dBuV/m)		Limit @3m (dBuV/m)		Margin (dB)	Table Degree (Deg.)	Ant. High (cm)
	Peak	Ave.		Peak	Ave.	Peak	Ave.			
--	--	--	--	--	--	--	--	--	--	--
--	--	--	--	--	--	--	--	--	--	--

Polarization: Vertical

Frequency (MHz)	Reading (dBuV)	Detector	Factor (dB)	Result (dBuV/m)	Limit (dBuV/m)	Margin (dB)	Table Degree (Deg.)	Ant. High (cm)
--	--	--	--	--	--	--	--	--
--	--	--	--	--	--	--	--	--

Frequency (MHz)	Reading (dBuV)		Factor (dB) Corr.	Result @3m (dBuV/m)		Limit @3m (dBuV/m)		Margin (dB)	Table Degree (Deg.)	Ant. High (cm)
	Peak	Ave.		Peak	Ave.	Peak	Ave.			
--	--	--	--	--	--	--	--	--	--	--
--	--	--	--	--	--	--	--	--	--	--




Registration number: W6R22008-20150-C-1

FCC ID: YWO-ELECOM01A

- Note**
- 1. Correction Factor = Antenna factor + Cable loss - Preamplifier**
 - 2. The formula of measured value as: Test Result = Reading + Correction Factor**
 - 3. Detector function in the form : PK = Peak, QP = Quasi Peak, AV = Average**
 - 4. All not in the table noted test results are more than 20 dB below the relevant limits.**
 - 5. Up Line: PK Limit Line, Down Line: Ave Limit Line.**
 - 6. After evaluated, the test result in this report adopt the worst case to measure, please see attached diagrams in appendix.**

TEST RESULT (Transmitter): The unit DOES meet the FCC requirements.

Test equipment used: ETSTW-RE 004, ETSTW-RE 062, ETSTW-RE 142, ETSTW-RE 147,
ETSTW-RE 030, ETSTW-RE 088, ETSTW-RE 018



Registration number: W6R22008-20150-C-1

FCC ID: YWO-ELECOM01A

3.6 Radiated Emissions from Receiver Part

Summary table with radiated data of the test plots

Model: ELECOM01A Date: --
 Mode: -- Temperature: -- °C Engineer: --
 Polarization: Horizontal Humidity: -- %

Frequency (MHz)	Reading (dBuV)	Detector	Factor (dB)	Result (dBuV/m)	Limit (dBuV/m)	Margin (dB)	Table Degree (Deg.)	Ant. High (cm)
--	--	--	--	--	--	--	--	--
--	--	--	--	--	--	--	--	--

Frequency (MHz)	Reading (dBuV)		Factor (dB) Corr.	Result @3m (dBuV/m)		Limit @3m (dBuV/m)		Margin (dB)	Table Degree (Deg.)	Ant. High (cm)
	Peak	Ave.		Peak	Ave.	Peak	Ave.			
--	--	--	--	--	--	--	--	--	--	--
--	--	--	--	--	--	--	--	--	--	--

Polarization: Vertical


Frequency (MHz)	Reading (dBuV)	Detector	Factor (dB)	Result (dBuV/m)	Limit (dBuV/m)	Margin (dB)	Table Degree (Deg.)	Ant. High (cm)
--	--	--	--	--	--	--	--	--
--	--	--	--	--	--	--	--	--

Frequency (MHz)	Reading (dBuV)		Factor (dB) Corr.	Result @3m (dBuV/m)		Limit @3m (dBuV/m)		Margin (dB)	Table Degree (Deg.)	Ant. High (cm)
	Peak	Ave.		Peak	Ave.	Peak	Ave.			
--	--	--	--	--	--	--	--	--	--	--
--	--	--	--	--	--	--	--	--	--	--

- Note**
1. Correction Factor = Antenna factor + Cable loss - Preamplifier
 2. The formula of measured value as: Test Result = Reading + Correction Factor
 3. Detector function in the form : PK = Peak, QP = Quasi Peak, AV = Average
 4. All not in the table noted test results are more than 20 dB below the relevant limits.
 5. Up Line: PK Limit Line, Down Line: Ave Limit Line.
 6. The test results are listed in the separated test report no.: W6R22008-20150-P-15B.

TEST RESULT (Transmitter): The unit DOES meet the FCC requirements.

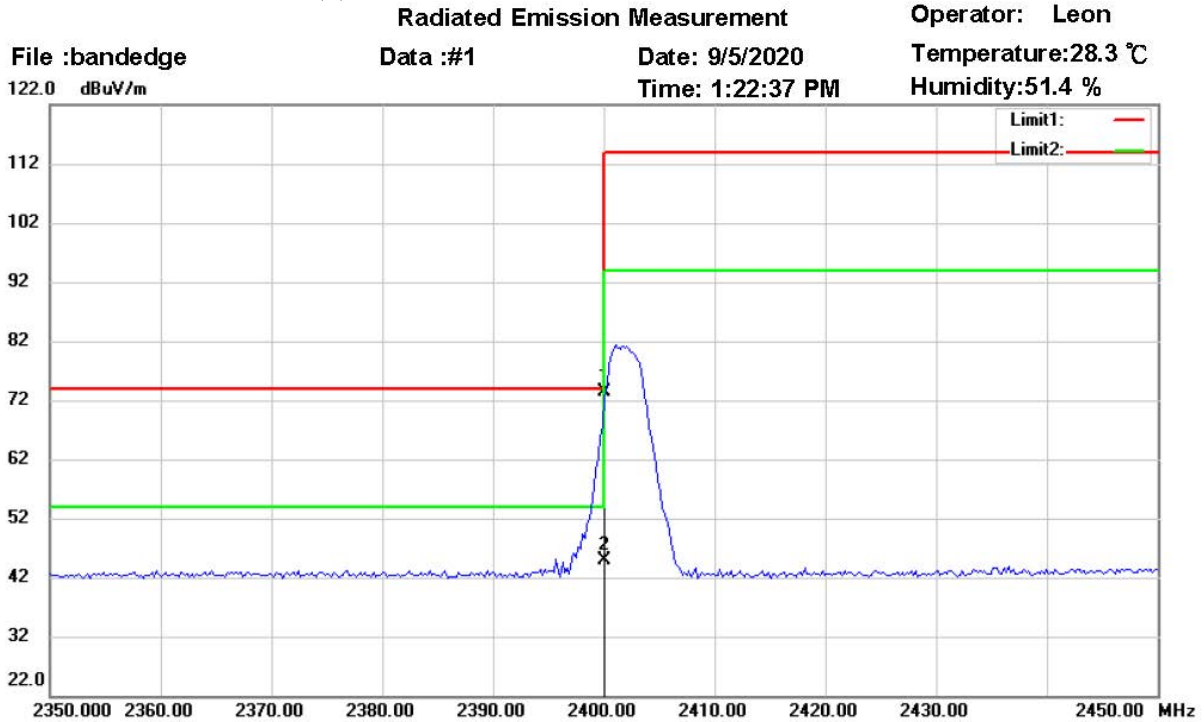
Test equipment used: ETSTW-RE 004, ETSTW-RE 062, ETSTW-RE 142, ETSTW-RE 147,
 ETSTW-RE 030, ETSTW-RE 088, ETSTW-RE 018



Registration number: W6R22008-20150-C-1
 FCC ID: YWO-ELECOM01A


3.7 Radiated Emission on the band edge

From the following plots, they show that the fundamental emissions are confined in the specified band and they are at least 50 dB below the carrier level at band edge (2400 and 2483.5 MHz). It meets the requirement of section 15.249(d).



Site : Chamber
 Condition : FCC 15.249 PK (Bandedge) Polarization: *Horizontal*
 EUT : W6R22008-20150 Power : 5 Vd.c. (USB)
 M/N:
 Test Mode : TX 2402MHz Distance: 3m
 Note :

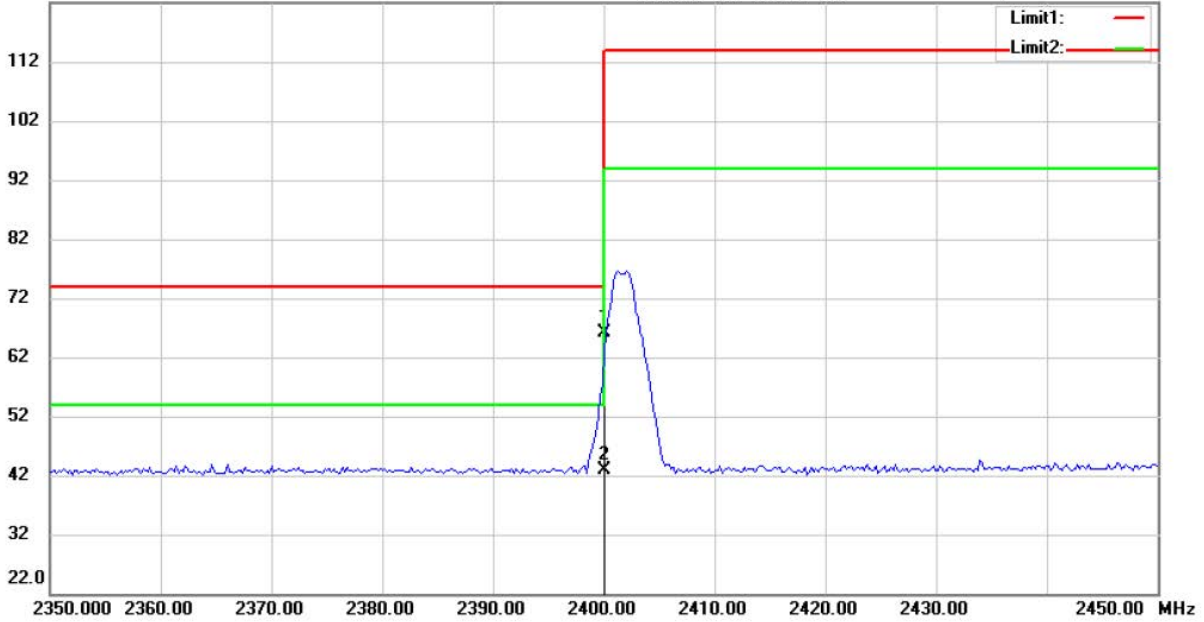
Mk.	Frequency (MHz)	Reading (dBuV)	Detector	Corr. factor (dB/m)	Result (dBuV/m)	Limit (dBuV/m)	Ant.Pos (cm)	Tab.Pos (deg.)	Margin (dB)	Comment
*	2400.000	36.27	peak	37.20	73.47	74.00	153	194	-0.53	
	2400.000	7.71	AVG	37.20	44.91	54.00	153	194	-9.09	



Worldwide Testing Services(Taiwan) Co., Ltd.


Registration number: W6R22008-20150-C-1
 FCC ID: YWO-ELECOM01A

Radiated Emission Measurement Operator: Leon
 File :bandedge Data :#2 Date: 9/5/2020 Temperature:28.3 °C
 122.0 dBuV/m Time: 1:31:18 PM Humidity:51.4 %



Site : Chamber
 Condition : FCC 15.249 PK (Bandedge) Polarization: *Vertical*
 EUT : W6R22008-20150 Power : 5 Vd.c. (USB)
 M/N:
 Test Mode : TX 2402MHz Distance: 3m
 Note :

Mk.	Frequency (MHz)	Reading (dBuV)	Detector	Corr. factor (dB/m)	Result (dBuV/m)	Limit (dBuV/m)	Ant.Pos (cm)	Tab.Pos (deg.)	Margin (dB)	Comment
*	2400.000	28.91	peak	37.20	66.11	74.00	185	109	-7.89	
	2400.000	5.58	AVG	37.20	42.78	54.00	185	109	-11.22	



Worldwide Testing Services(Taiwan) Co., Ltd.

Registration number: W6R22008-20150-C-1
 FCC ID: YWO-ELECOM01A

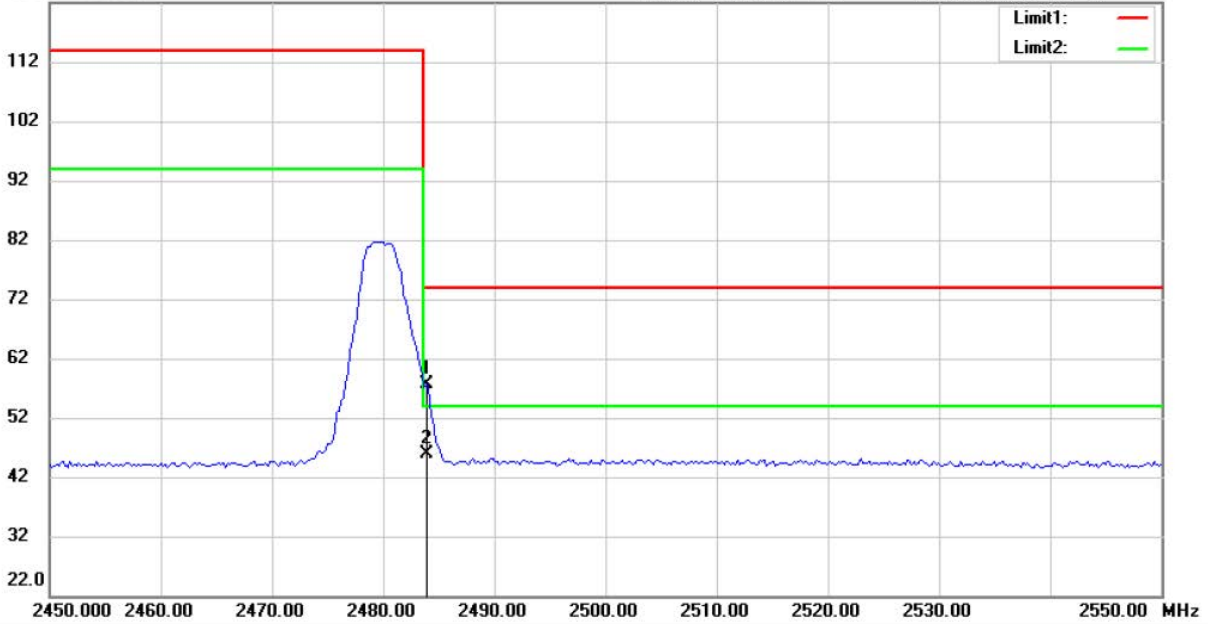
Radiated Emission Measurement

Operator: Leon
 Temperature: 28.3 °C
 Humidity: 51.4 %

File : bandedge
 122.0 dBuV/m

Data : #1

Date: 9/5/2020
 Time: 2:55:29 PM



Site : Chamber

Condition : FCC 15.249 PK (Bandedge)

EUT : W6R22008-20150

M/N:

Test Mode : TX 2480MHz

Note :

Polarization: *Horizontal*

Power : 5 Vd.c. (USB)

Distance: 3m

Mk.	Frequency (MHz)	Reading (dBuV)	Detector	Corr. factor (dB/m)	Result (dBuV/m)	Limit (dBuV/m)	Ant.Pos (cm)	Tab.Pos (deg.)	Margin (dB)	Comment
	2483.850	19.75	peak	37.83	57.58	74.00	150	189	-16.42	
*	2483.850	8.06	AVG	37.83	45.89	54.00	150	189	-8.11	

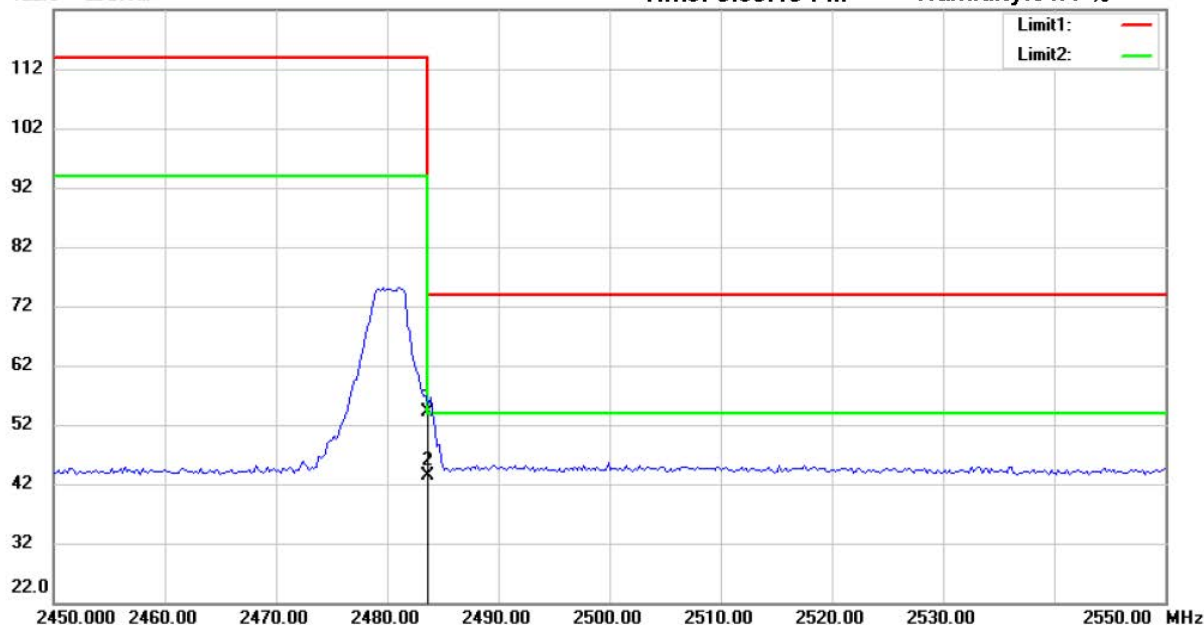


Worldwide Testing Services(Taiwan) Co., Ltd.

Registration number: W6R22008-20150-C-1
 FCC ID: YWO-ELECOM01A

Radiated Emission Measurement

File :bandedge Data :#2 Date: 9/5/2020 Operator: Leon
 122.0 dBuV/m Time: 3:09:13 PM Temperature:28.3 °C
 Humidity:51.4 %




Site : Chamber
 Condition : FCC 15.249 PK (Bandedge) Polarization: **Vertical**
 EUT : W6R22008-20150 Power : 5 Vd.c. (USB)
 M/N: Distance: 3m
 Test Mode : TX 2480MHz
 Note :

Mk.	Frequency (MHz)	Reading (dBuV)	Detector	Corr. factor (dB/m)	Result (dBuV/m)	Limit (dBuV/m)	Ant.Pos (cm)	Tab.Pos (deg.)	Margin (dB)	Comment
	2483.500	16.34	peak	37.83	54.17	74.00	180	112	-19.83	
*	2483.500	5.53	AVG	37.83	43.36	54.00	180	112	-10.64	

Limit:

Frequency Range (MHz)	Limit (dBμV/m)	
	Peak	Average
902 – 928	114	94
2400 – 2483.5	74	54
5725 – 5875	74	54

Test equipment used: ETSTW-RE 004, ETSTW-RE 030, ETSTW-RE 062, ETSTW-RE 142, ETSTW-RE 147



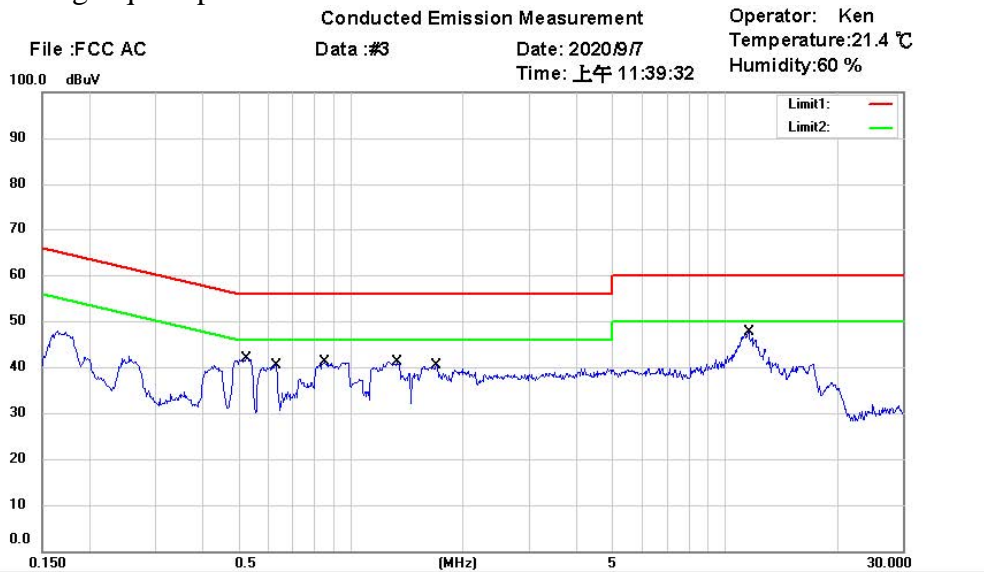
Registration number: W6R22008-20150-C-1

FCC ID: YWO-ELECOM01A

3.8 Power Line Conducted Emission

For an intentional radiator which is designed to be connected to the public utility (AC) power line, the radio frequency voltage that is conducted back onto the AC line on any frequency or frequencies within the band 150 kHz to 30 MHz shall not exceed the limits in the table bellows with this provision shall be based on the measurement of the radio frequency voltage between each power line and ground at the power terminals.

This measurement was transact first with instrumentation using an average and peak detector and a 10 kHz bandwidth. If the peak detector achieves a calculated level, the measurement is repeated by an instrumentation using a quasi-peak detector.



Site : Chamber_03

Condition : FCC Part 15 Class B Conduction (QP)

Phase : N

EUT : W6R22008-20150


Power : 5 Vd.c.

M/N:

Test Mode :

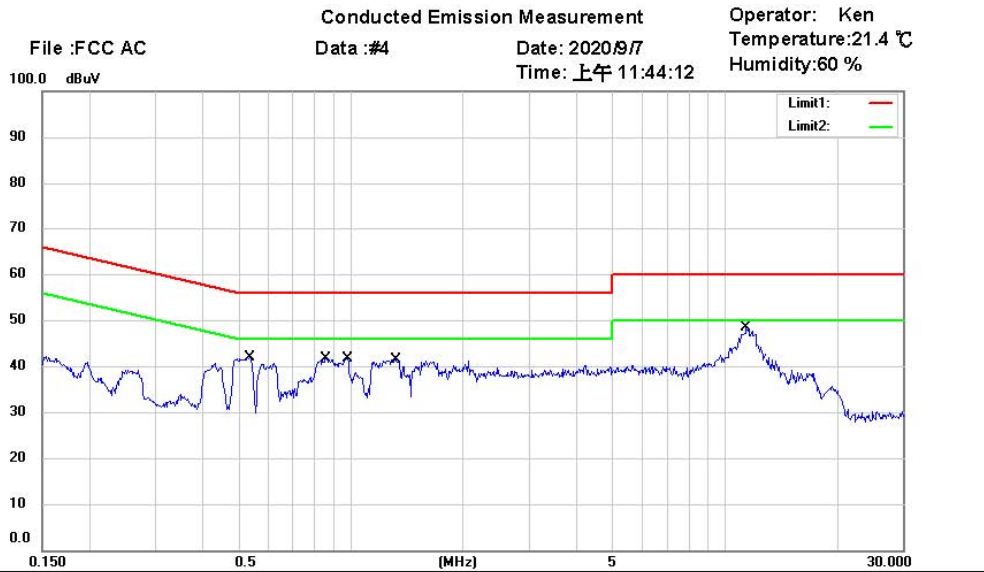
Note :

Mk.	Frequency (MHz)	Reading (dBuV)	Detector	Corrected factor(dB)	Result (dBuV)	Limit (dBuV)	Margin (dB)	Comment
	0.5248	29.09	QP	9.53	38.62	56.00	-17.38	
	0.5248	17.30	AVG	9.53	26.83	46.00	-19.17	
	0.6282	27.06	QP	9.52	36.58	56.00	-19.42	
	0.6282	15.15	AVG	9.52	24.67	46.00	-21.33	
	0.8555	28.16	QP	9.49	37.65	56.00	-18.35	
	0.8555	19.10	AVG	9.49	28.59	46.00	-17.41	
	1.3302	26.12	QP	9.45	35.57	56.00	-20.43	
	1.3302	14.66	AVG	9.45	24.11	46.00	-21.89	
	1.6925	24.99	QP	9.42	34.41	56.00	-21.59	
	1.6925	14.59	AVG	9.42	24.01	46.00	-21.99	
	11.5375	32.75	QP	9.83	42.58	60.00	-17.42	
*	11.5375	25.10	AVG	9.83	34.93	50.00	-15.07	



Worldwide Testing Services(Taiwan) Co., Ltd.

Registration number: W6R22008-20150-C-1
 FCC ID: YWO-ELECOM01A



Site : Chamber_03
 Condition : FCC Part 15 Class B Conduction (QP) Phase: L1
 EUT : W6R22008-20150 Power : 5 Vd.c.
 M/N:
 Test Mode :
 Note :


Mk.	Frequency (MHz)	Reading (dBuV)	Detector	Corrected factor(dB)	Result (dBuV)	Limit (dBuV)	Margin (dB)	Comment
	0.5360	29.86	QP	9.55	39.41	56.00	-16.59	
*	0.5360	29.92	QP	9.55	39.47	56.00	-16.53	
	0.5360	16.45	AVG	9.55	26.00	46.00	-20.00	
	0.5360	16.56	AVG	9.55	26.11	46.00	-19.89	
	0.8577	27.80	QP	9.51	37.31	56.00	-18.69	
	0.8577	14.17	AVG	9.51	23.68	46.00	-22.32	
	0.9792	27.75	QP	9.49	37.24	56.00	-18.76	
	0.9792	15.99	AVG	9.49	25.48	46.00	-20.52	
	1.3190	26.62	QP	9.47	36.09	56.00	-19.91	
	1.3190	14.18	AVG	9.47	23.65	46.00	-22.35	
	11.3500	28.32	QP	9.78	38.10	60.00	-21.90	
	11.3500	19.02	AVG	9.78	28.80	50.00	-21.20	

- Note: 1. The formula of measured value as: Test Result = Reading + Correction Factor
 2. The Correction Factor = Cable Loss + LISN Insertion Loss
 3. Detector function in the form : PK = Peak, QP = Quasi Peak, AV = Average
 4. All not in the table noted test results are more than 20 dB below the relevant limits.
 5. Up Line: QP Limit Line, Down Line: Ave Limit Line.

Limits:

Frequency of Emission (MHz)	Conducted Limit (dBuV)	
	Quasi Peak	Average
0.15-0.5	66 to 56	56 to 46
0.5-5	56	46
5-30	60	50

Test equipment used: ETSTW-CE 001, ETSTW-CE 016, ETSTW-RE 045.



Registration number: W6R22008-20150-C-1
FCC ID: YWO-ELECOM01A

Appendix

Measurement diagrams

Spurious Emissions radiated



Radiated Emission Measurement

Operator: Leon

File :1

Data :#1

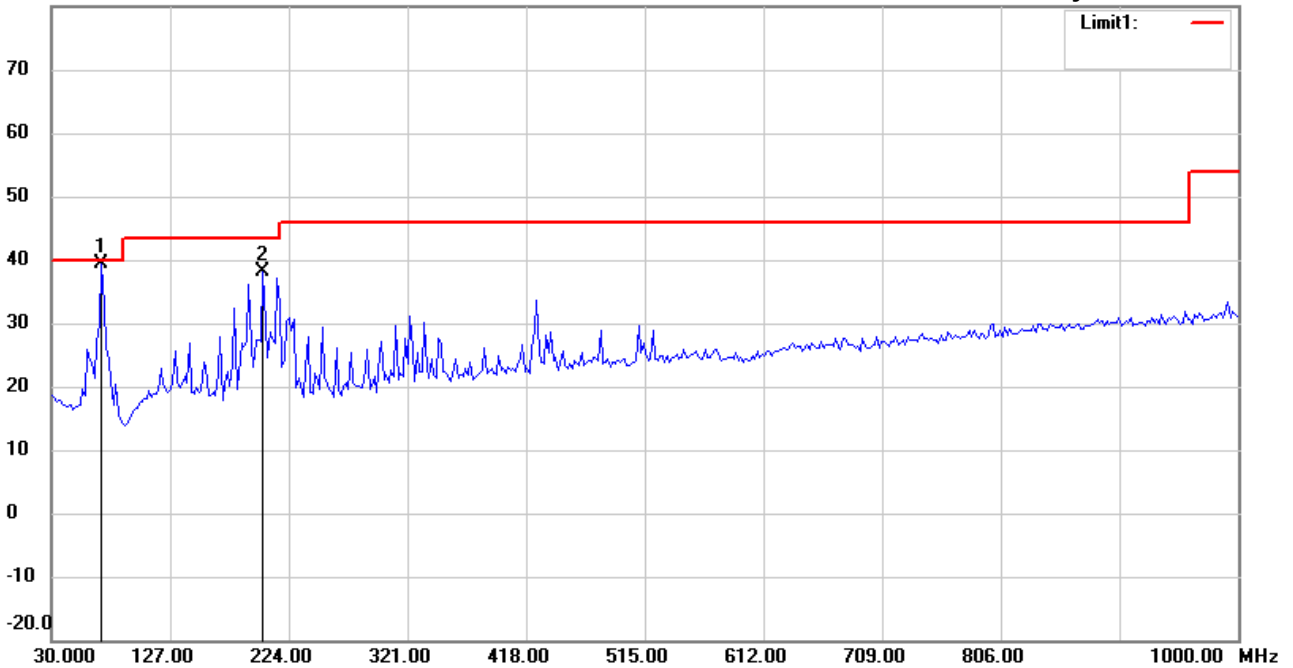
Date: 9/5/2020

Temperature:28.3 °C

80.0 dBuV/m

Time: 9:18:37 AM

Humidity:51.4 %



Site : Chamber

Condition : FCC_part 15 RE-Class C_30-1000MHz

Polarization: *Horizontal*

EUT : W6R22008-20150

Power : 5 Vd.c. (USB)

M/N:

Distance: 3m

Test Mode : TX 2402MHz

Note :

Mk.	Frequency (MHz)	Reading (dBuV)	Detector	Corr. factor (dB/m)	Result (dBuV/m)	Limit (dBuV/m)	Ant.Pos (cm)	Tab.Pos (deg.)	Margin (dB)	Comment
*	70.8215	53.60	QP	-14.12	39.48	40.00	100	137	-0.52	
	203.0060	48.80	peak	-10.65	38.15	43.50	100	220	-5.35	



Radiated Emission Measurement

Operator: Leon

File :1

Data :#2

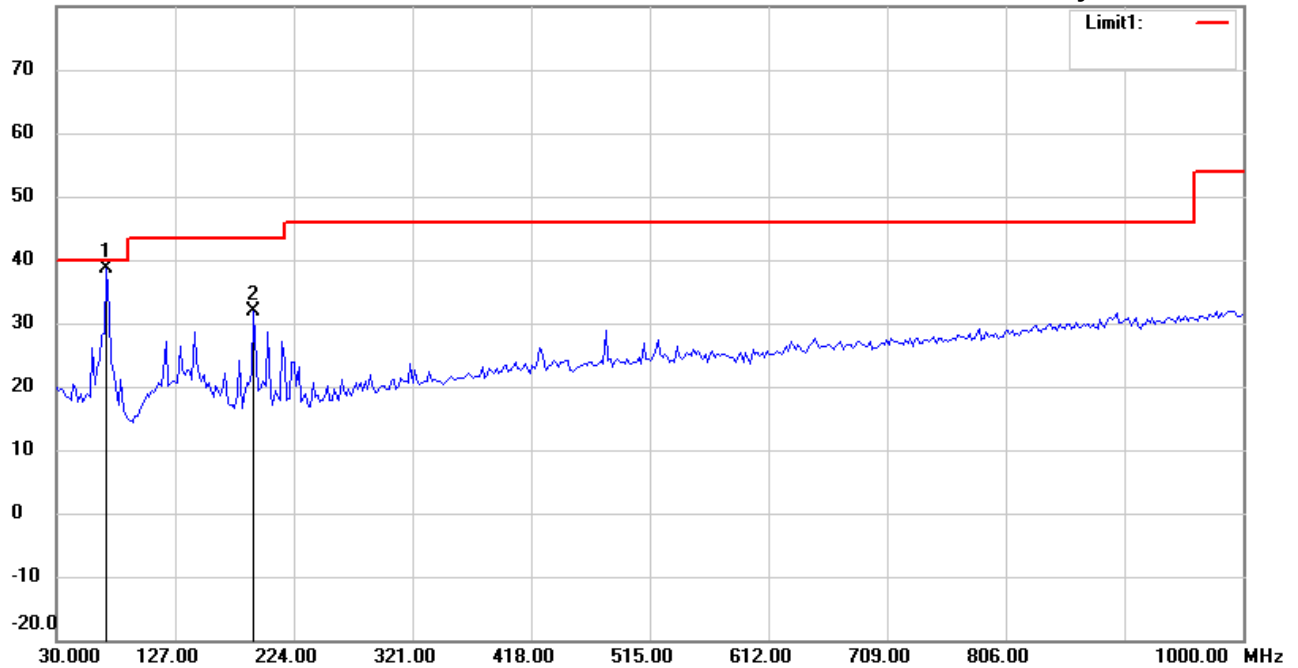
Date: 9/5/2020

Temperature:28.3 °C

80.0 dBuV/m

Time: 9:19:46 AM

Humidity:51.4 %



Site : Chamber

Condition : FCC_part 15 RE-Class C_30-1000MHz

EUT : W6R22008-20150

M/N:

Test Mode : TX 2402MHz

Note :

Polarization: *Vertical*

Power : 5 Vd.c. (USB)

Distance: 3m

Mk.	Frequency (MHz)	Reading (dBuV)	Detector	Corr. factor (dB/m)	Result (dBuV/m)	Limit (dBuV/m)	Ant.Pos (cm)	Tab.Pos (deg.)	Margin (dB)	Comment
*	70.8215	52.87	QP	-14.12	38.75	40.00	100	85	-1.25	
	191.3427	42.78	peak	-11.01	31.77	43.50	100	240	-11.73	



Address:6F.,No.58,Ln 188,Ruey Kuang Rd,Neihu,Taipei
 Tel:+886-2-6606-8877
 Fax:+886-2-6606-8875

Radiated Emission Measurement

Operator: Leon

File :3

Data :#1

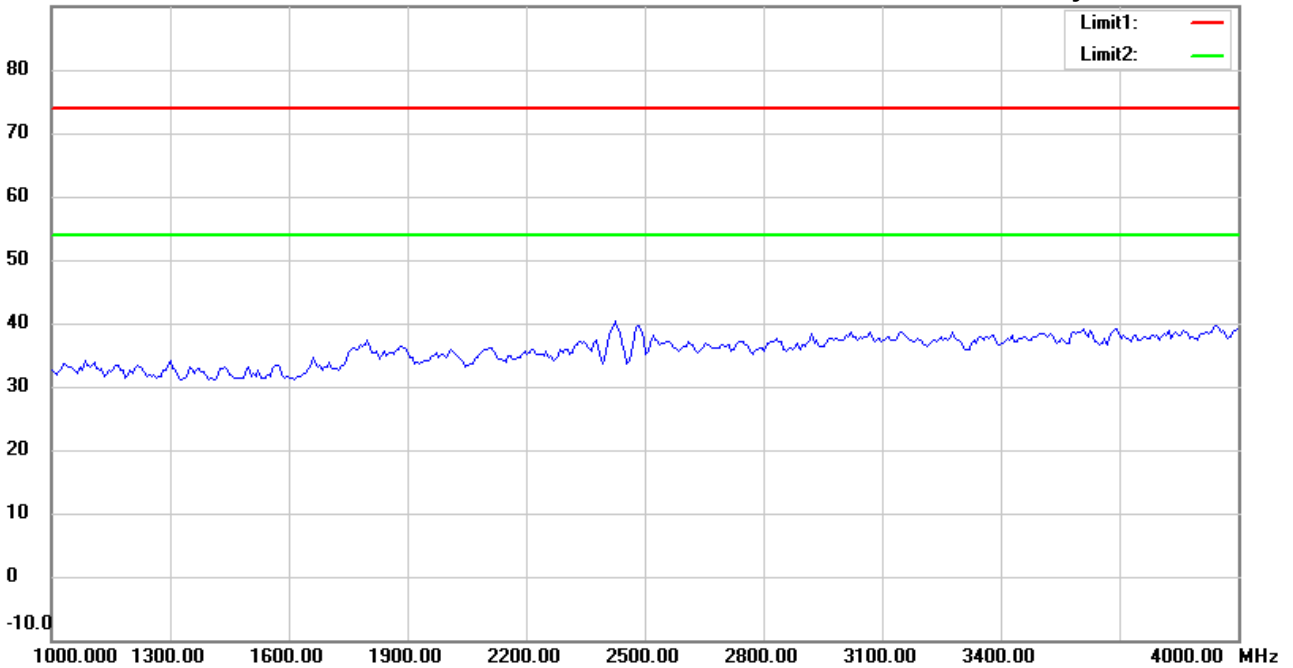
Date: 9/5/2020

Temperature:28.3 °C

90.0 dBuV/m

Time: 1:35:26 PM

Humidity:51.4 %



Site : Chamber

Condition : FCC_part 15 RE-Class C_Above 1GHz_PK

EUT : W6R22008-20150

M/N:

Test Mode : TX 2402MHz

Note :

Polarization: *Horizontal*

Power : 5 Vd.c. (USB)

Distance: 3m

Mk.	Frequency (MHz)	Reading (dBuV)	Detector	Corr. factor (dB/m)	Result (dBuV/m)	Limit (dBuV/m)	Ant.Pos (cm)	Tab.Pos (deg.)	Margin (dB)	Comment
-----	-----------------	----------------	----------	---------------------	-----------------	----------------	--------------	----------------	-------------	---------

*:Maximum data x:Over limit !:over margin



Address:6F.,No.58,Ln 188,Ruey Kuang Rd,Neihu,Taipei
 Tel:+886-2-6606-8877
 Fax:+886-2-6606-8875

Radiated Emission Measurement

Operator: Leon

File :3

Data :#6

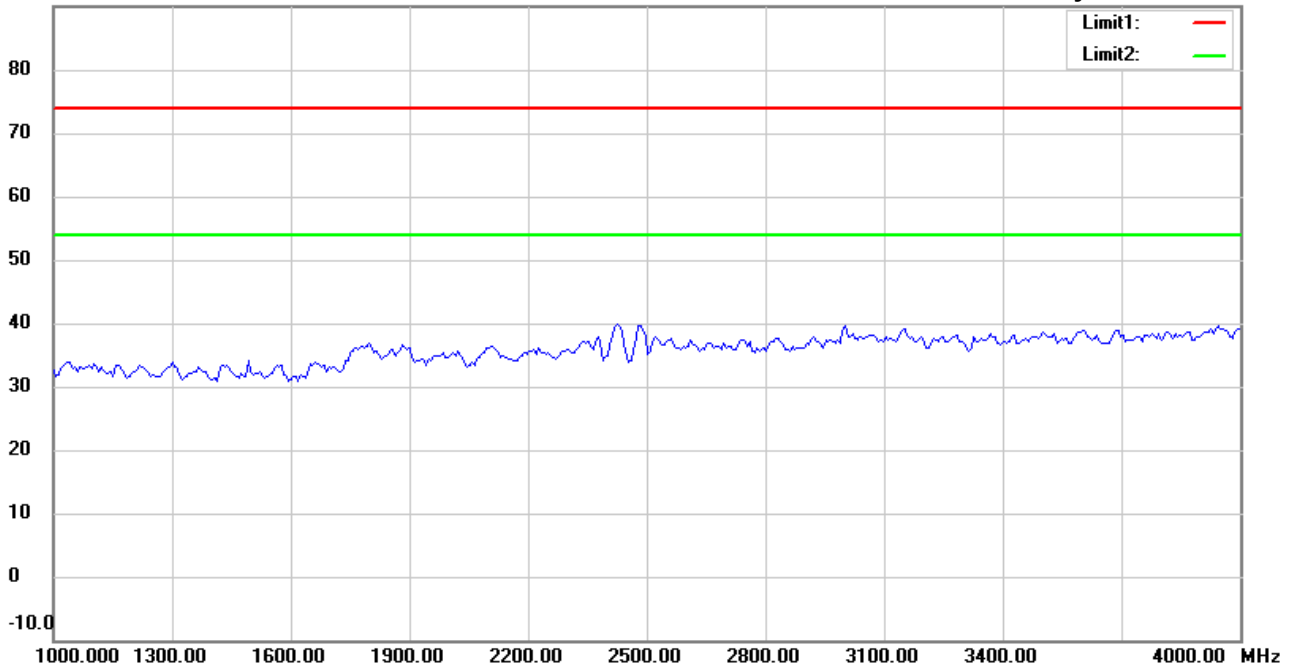
Date: 9/5/2020

Temperature:28.3 °C

90.0 dBuV/m

Time: 1:49:22 PM

Humidity:51.4 %



Site : Chamber

Condition : FCC_part 15 RE-Class C_Above 1GHz_PK

EUT : W6R22008-20150

M/N:

Test Mode : TX 2402MHz

Note :

Polarization: *Vertical*

Power : 5 Vd.c. (USB)

Distance: 3m

Mk.	Frequency (MHz)	Reading (dBuV)	Detector	Corr. factor (dB/m)	Result (dBuV/m)	Limit (dBuV/m)	Ant.Pos (cm)	Tab.Pos (deg.)	Margin (dB)	Comment
-----	-----------------	----------------	----------	---------------------	-----------------	----------------	--------------	----------------	-------------	---------

*:Maximum data x:Over limit !:over margin



Radiated Emission Measurement

Operator: Leon

File :3

Data :#2

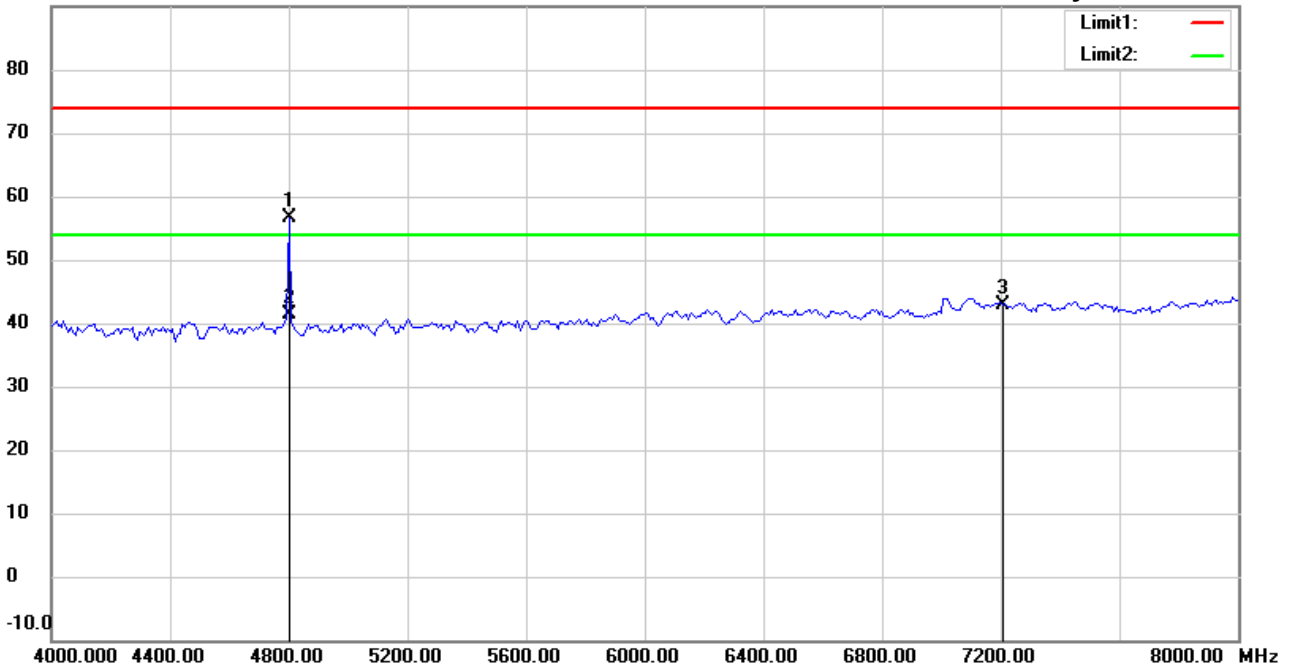
Date: 9/5/2020

Temperature:28.3 °C

90.0 dBuV/m

Time: 1:37:31 PM

Humidity:51.4 %



Site : Chamber

Condition : FCC_part 15 RE-Class C_Above 1GHz_PK

Polarization: *Horizontal*

EUT : W6R22008-20150

Power : 5 Vd.c. (USB)

M/N:

Distance: 3m

Test Mode : TX 2402MHz

Note :

Mk.	Frequency (MHz)	Reading (dBuV)	Detector	Corr. factor (dB/m)	Result (dBuV/m)	Limit (dBuV/m)	Ant.Pos (cm)	Tab.Pos (deg.)	Margin (dB)	Comment
	4801.603	58.29	peak	-1.76	56.53	74.00	150	90	-17.47	
*	4801.603	43.26	AVG	-1.76	41.50	54.00	150	90	-12.50	
	7206.000	39.58	peak	3.32	42.90	74.00	150	175	-31.10	



Radiated Emission Measurement

Operator: Leon

File :3

Data :#7

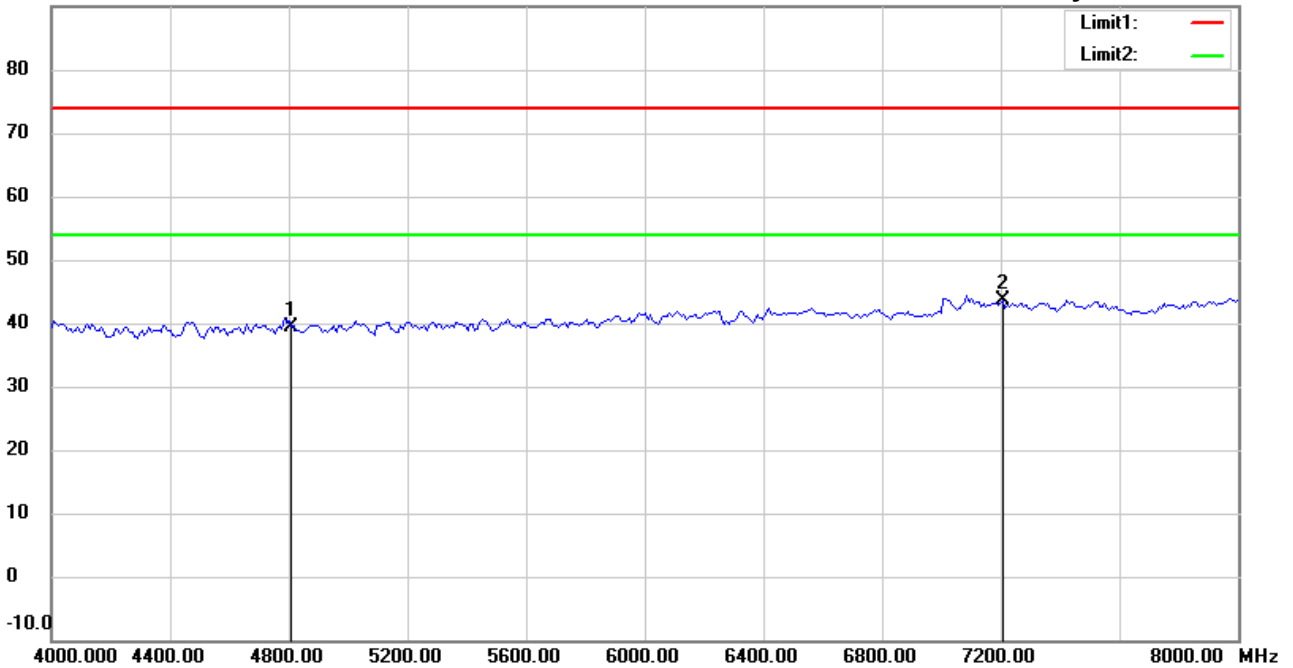
Date: 9/5/2020

Temperature:28.3 °C

90.0 dBuV/m

Time: 1:51:30 PM

Humidity:51.4 %



Site : Chamber

Condition : FCC_part 15 RE-Class C_Above 1GHz_PK

Polarization: **Vertical**

EUT : W6R22008-20150

Power : 5 Vd.c. (USB)

M/N:

Distance: 3m

Test Mode : TX 2402MHz

Note :

Mk.	Frequency (MHz)	Reading (dBuV)	Detector	Corr. factor (dB/m)	Result (dBuV/m)	Limit (dBuV/m)	Ant.Pos (cm)	Tab.Pos (deg.)	Margin (dB)	Comment
	4804.000	41.21	peak	-1.75	39.46	74.00	150	185	-34.54	
*	7206.000	40.35	peak	3.32	43.67	74.00	150	220	-30.33	



Address:6F.,No.58,Ln 188,Ruey Kuang Rd,Neihu,Taipei
 Tel:+886-2-6606-8877
 Fax:+886-2-6606-8875

Radiated Emission Measurement

Operator: Leon

File :3

Data :#3

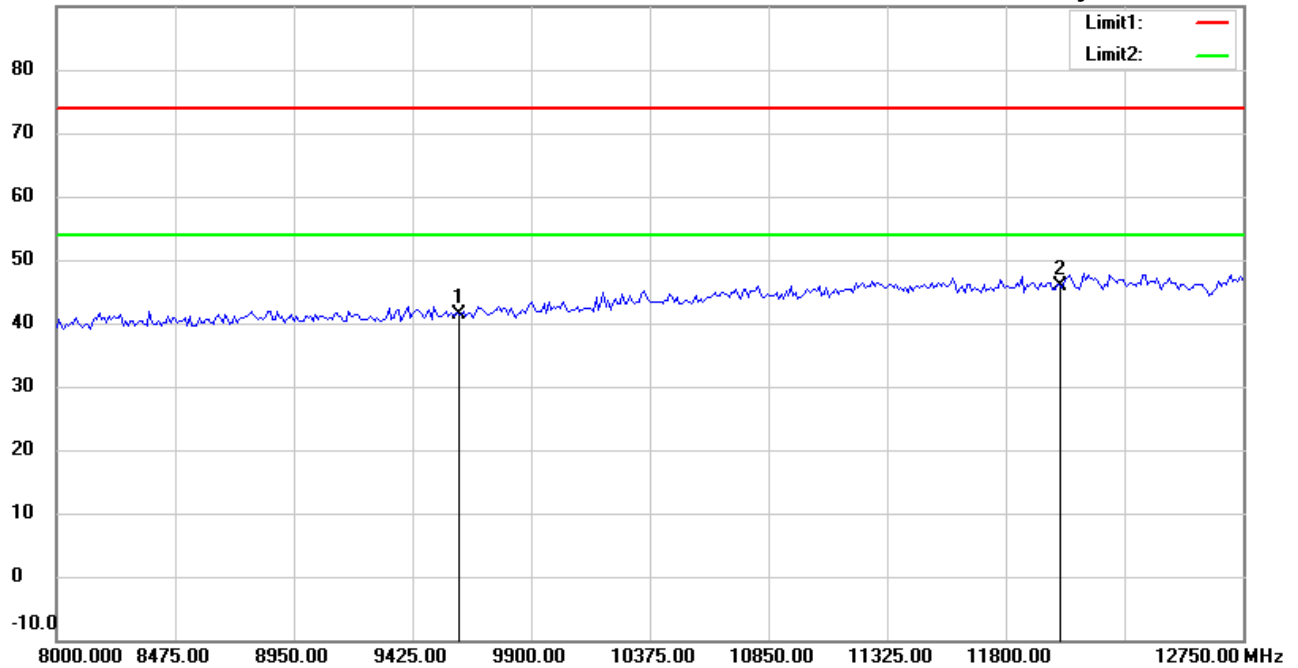
Date: 9/5/2020

Temperature:28.3 °C

90.0 dBuV/m

Time: 1:39:46 PM

Humidity:51.4 %



Site : Chamber

Condition : FCC_part 15 RE-Class C_Above 1GHz_PK

EUT : W6R22008-20150

M/N:

Test Mode : TX 2402MHz

Note :

Polarization: *Horizontal*

Power : 5 Vd.c. (USB)

Distance: 3m

Mk.	Frequency (MHz)	Reading (dBuV)	Detector	Corr. factor (dB/m)	Result (dBuV/m)	Limit (dBuV/m)	Ant.Pos (cm)	Tab.Pos (deg.)	Margin (dB)	Comment
	9608.000	34.73	peak	6.70	41.43	74.00	150	95	-32.57	
*	12010.000	34.08	peak	11.68	45.76	74.00	150	260	-28.24	

*:Maximum data x:Over limit !:over margin



Radiated Emission Measurement

Operator: Leon

File :3

Data :#8

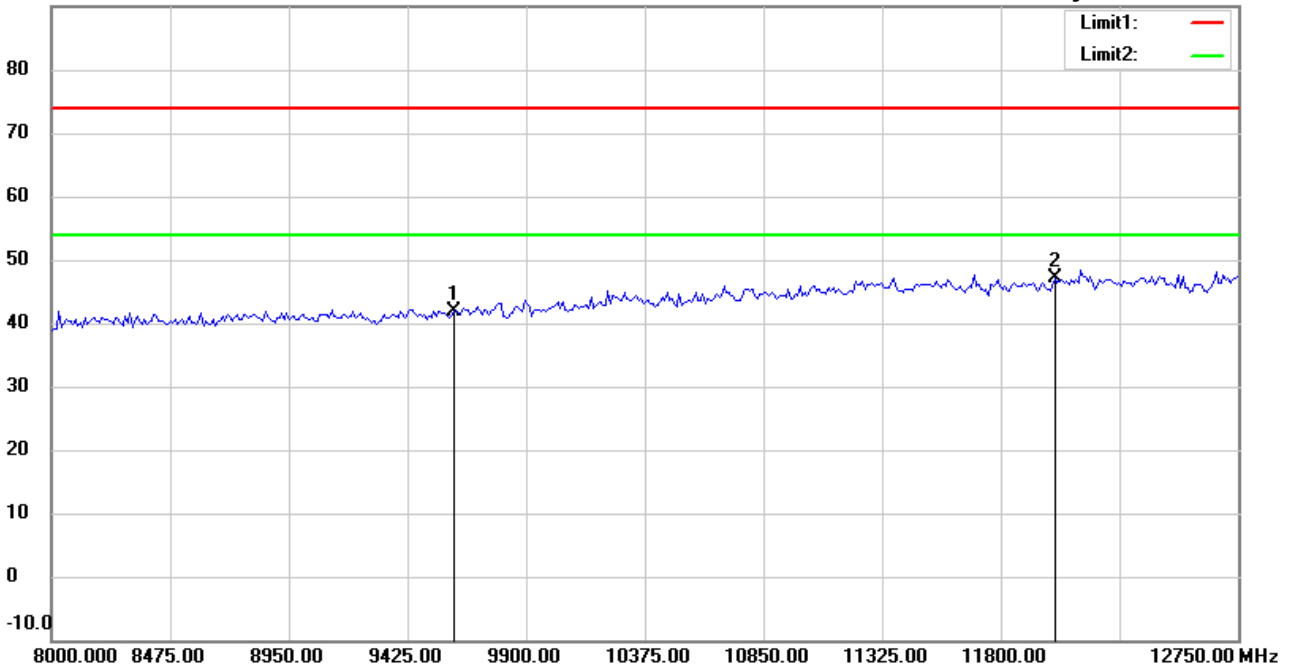
Date: 9/5/2020

Temperature:28.3 °C

90.0 dBuV/m

Time: 1:54:12 PM

Humidity:51.4 %



Site : Chamber

Condition : FCC_part 15 RE-Class C_Above 1GHz_PK

Polarization: **Vertical**

EUT : W6R22008-20150

Power : 5 Vd.c. (USB)

M/N:

Distance: 3m

Test Mode : TX 2402MHz

Note :

Mk.	Frequency (MHz)	Reading (dBuV)	Detector	Corr. factor (dB/m)	Result (dBuV/m)	Limit (dBuV/m)	Ant.Pos (cm)	Tab.Pos (deg.)	Margin (dB)	Comment
	9608.000	35.23	peak	6.70	41.93	74.00	150	245	-32.07	
*	12010.000	35.50	peak	11.68	47.18	74.00	150	170	-26.82	



Address:6F.,No.58,Ln 188,Ruey Kuang Rd,Neihu,Taipei
 Tel:+886-2-6606-8877
 Fax:+886-2-6606-8875

Radiated Emission Measurement

Operator: Leon

File :3

Data :#4

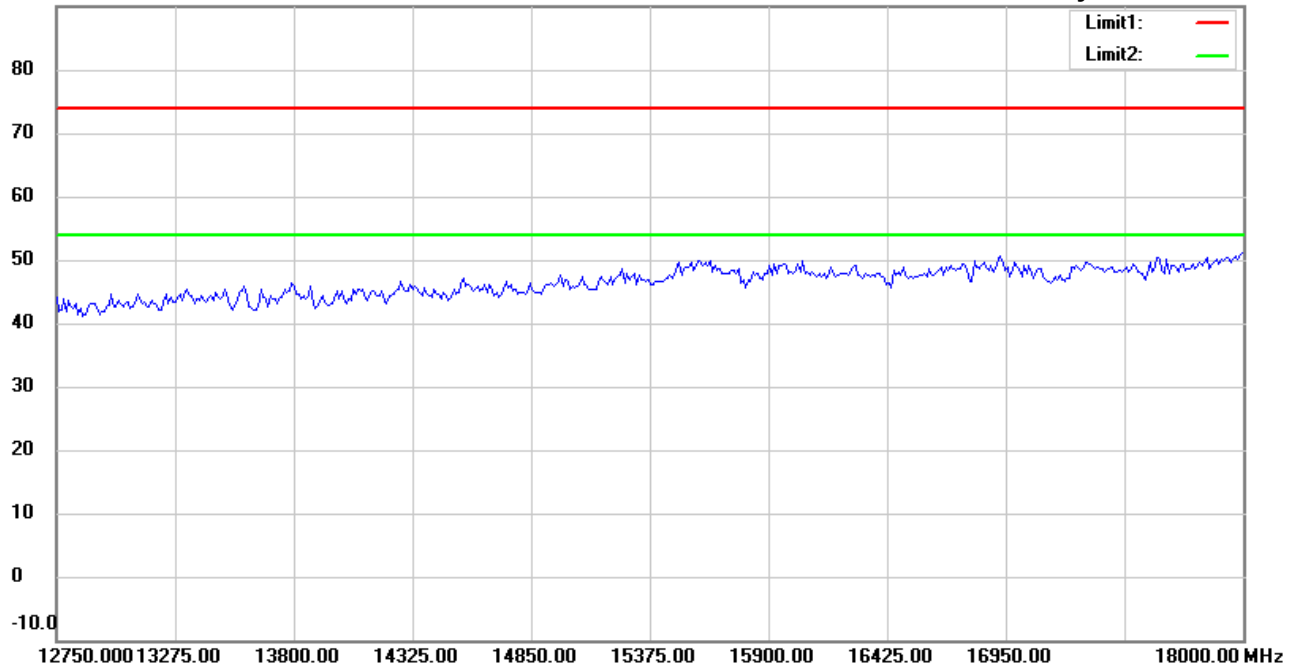
Date: 9/5/2020

Temperature:28.3 °C

90.0 dBuV/m

Time: 1:43:04 PM

Humidity:51.4 %



Site : Chamber

Condition : FCC_part 15 RE-Class C_Above 1GHz_PK

Polarization: *Horizontal*

EUT : W6R22008-20150

Power : 5 Vd.c. (USB)

M/N:

Distance: 3m

Test Mode : TX 2402MHz

Note :

Mk.	Frequency (MHz)	Reading (dBuV)	Detector	Corr. factor (dB/m)	Result (dBuV/m)	Limit (dBuV/m)	Ant.Pos (cm)	Tab.Pos (deg.)	Margin (dB)	Comment
-----	-----------------	----------------	----------	---------------------	-----------------	----------------	--------------	----------------	-------------	---------

*:Maximum data x:Over limit !:over margin



Address:6F.,No.58,Ln 188,Ruey Kuang Rd,Neihu,Taipei
 Tel:+886-2-6606-8877
 Fax:+886-2-6606-8875

Radiated Emission Measurement

Operator: Leon

File :3

Data :#9

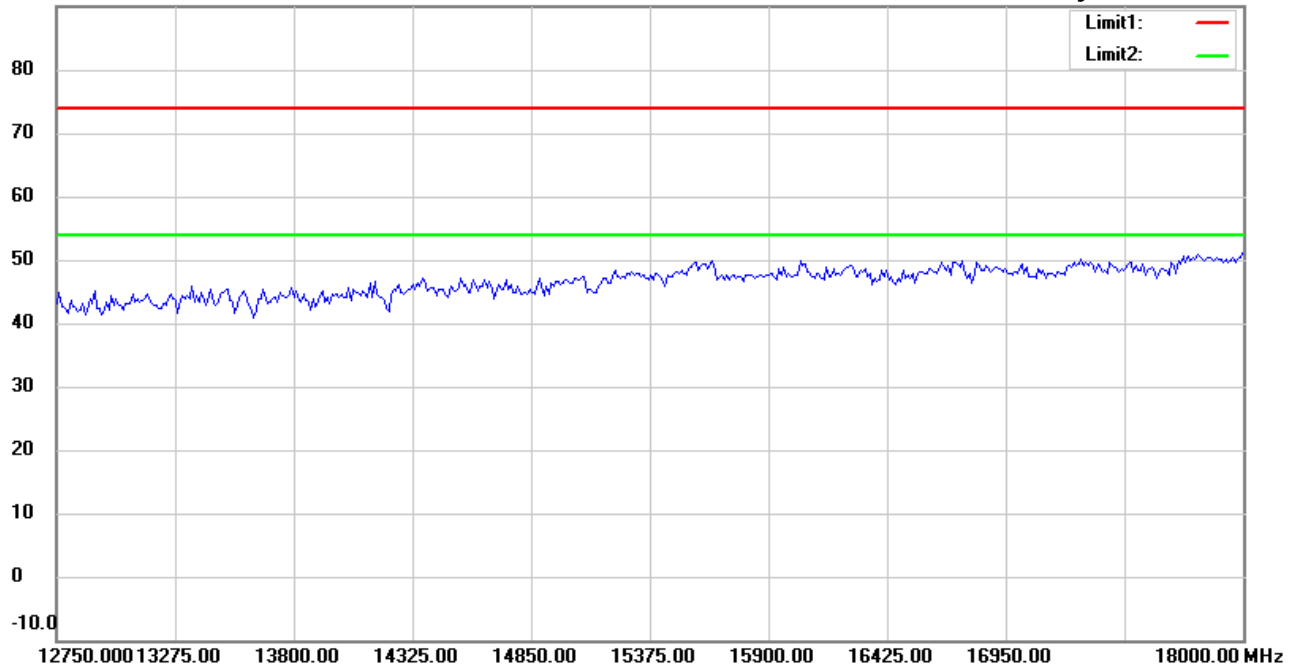
Date: 9/5/2020

Temperature:28.3 °C

90.0 dBuV/m

Time: 1:56:32 PM

Humidity:51.4 %



Site : Chamber

Condition : FCC_part 15 RE-Class C_Above 1GHz_PK

Polarization: *Vertical*

EUT : W6R22008-20150

Power : 5 Vd.c. (USB)

M/N:

Distance: 3m

Test Mode : TX 2402MHz

Note :

Mk.	Frequency (MHz)	Reading (dBuV)	Detector	Corr. factor (dB/m)	Result (dBuV/m)	Limit (dBuV/m)	Ant.Pos (cm)	Tab.Pos (deg.)	Margin (dB)	Comment
-----	-----------------	----------------	----------	---------------------	-----------------	----------------	--------------	----------------	-------------	---------

*:Maximum data x:Over limit !:over margin



Address:6F.,No.58,Ln 188,Ruey Kuang Rd,Neihu,Taipei
 Tel:+886-2-6606-8877
 Fax:+886-2-6606-8875

Radiated Emission Measurement

Operator: Leon

File :3

Data :#5

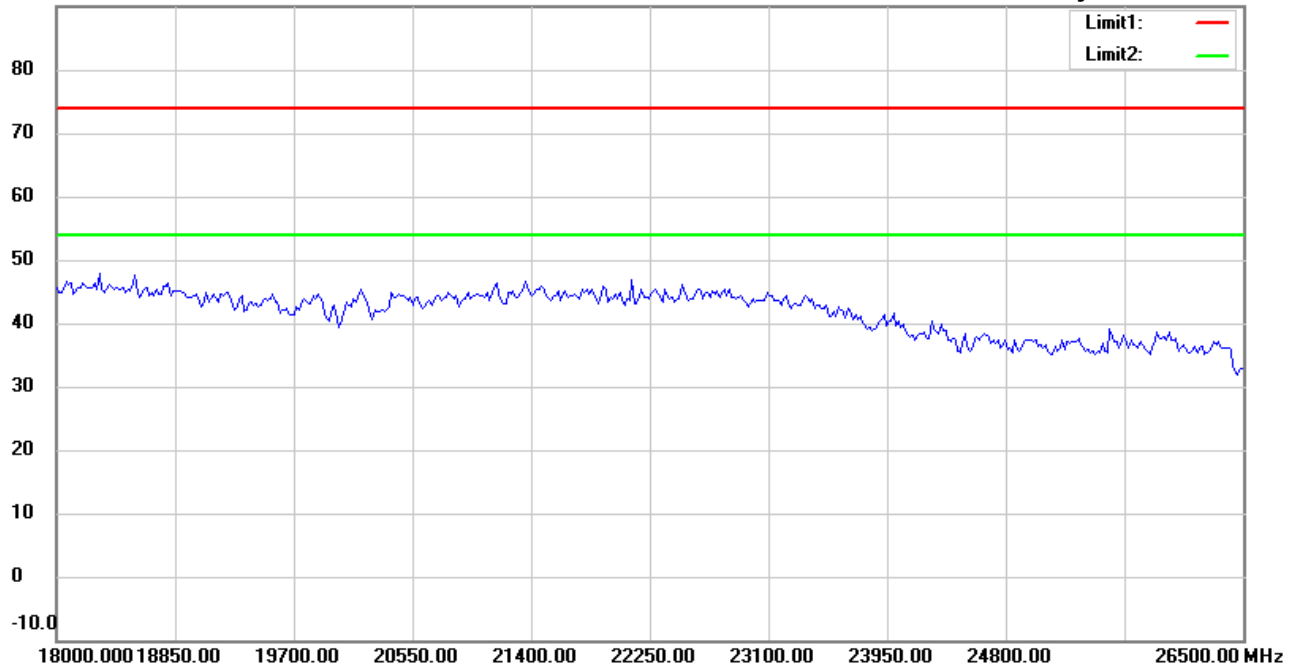
Date: 9/5/2020

Temperature:28.3 °C

90.0 dBuV/m

Time: 1:45:28 PM

Humidity:51.4 %



Site : Chamber

Condition : FCC_part 15 RE-Class C_Above 1GHz_PK

EUT : W6R22008-20150

M/N:

Test Mode : TX 2402MHz

Note :

Polarization: *Horizontal*

Power : 5 Vd.c. (USB)

Distance: 3m

Mk.	Frequency (MHz)	Reading (dBuV)	Detector	Corr. factor (dB/m)	Result (dBuV/m)	Limit (dBuV/m)	Ant.Pos (cm)	Tab.Pos (deg.)	Margin (dB)	Comment
-----	-----------------	----------------	----------	---------------------	-----------------	----------------	--------------	----------------	-------------	---------

*:Maximum data x:Over limit !:over margin



Address:6F.,No.58,Ln 188,Ruey Kuang Rd,Neihu,Taipei
 Tel:+886-2-6606-8877
 Fax:+886-2-6606-8875

Radiated Emission Measurement

Operator: Leon

File :3

Data :#10

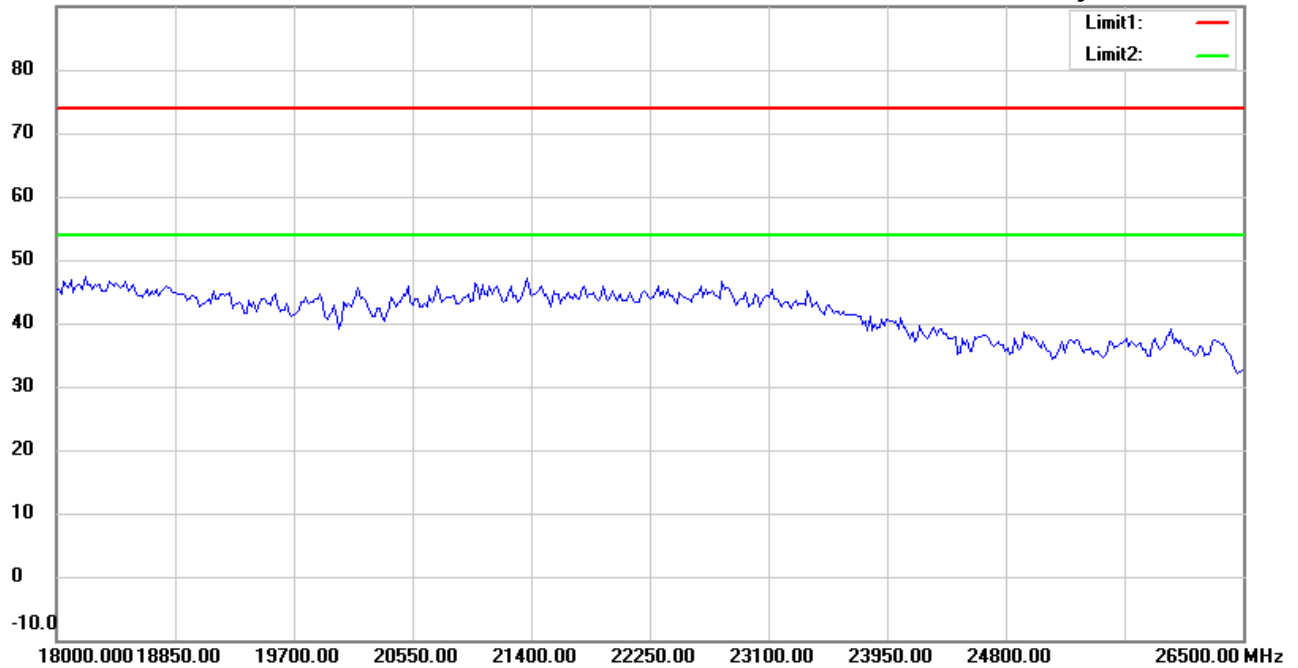
Date: 9/5/2020

Temperature:28.3 °C

90.0 dBuV/m

Time: 1:59:04 PM

Humidity:51.4 %



Site : Chamber

Condition : FCC_part 15 RE-Class C_Above 1GHz_PK

EUT : W6R22008-20150

M/N:

Test Mode : TX 2402MHz

Note :

Polarization: *Vertical*

Power : 5 Vd.c. (USB)

Distance: 3m

Mk.	Frequency (MHz)	Reading (dBuV)	Detector	Corr. factor (dB/m)	Result (dBuV/m)	Limit (dBuV/m)	Ant.Pos (cm)	Tab.Pos (deg.)	Margin (dB)	Comment
-----	-----------------	----------------	----------	---------------------	-----------------	----------------	--------------	----------------	-------------	---------

*:Maximum data x:Over limit !:over margin



Address:6F.,No.58,Ln 188,Ruey Kuang Rd,Neihu,Taipei
 Tel:+886-2-6606-8877
 Fax:+886-2-6606-8875

Radiated Emission Measurement

Operator: Leon

File :3

Data :#1

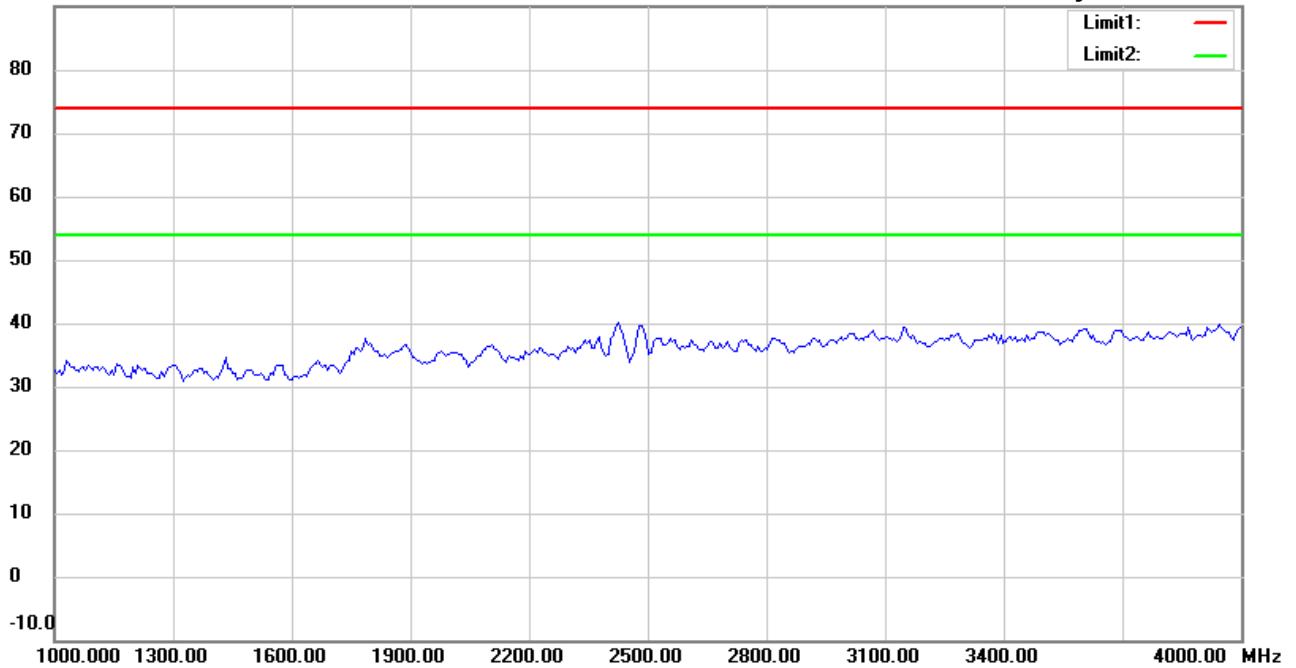
Date: 9/5/2020

Temperature:28.3 °C

90.0 dBuV/m

Time: 2:07:38 PM

Humidity:51.4 %



Site : Chamber

Condition : FCC_part 15 RE-Class C_Above 1GHz_PK

EUT : W6R22008-20150

M/N:

Test Mode : TX 2441MHz

Note :

Polarization: *Horizontal*

Power : 5 Vd.c. (USB)

Distance: 3m

Mk.	Frequency (MHz)	Reading (dBuV)	Detector	Corr. factor (dB/m)	Result (dBuV/m)	Limit (dBuV/m)	Ant.Pos (cm)	Tab.Pos (deg.)	Margin (dB)	Comment
-----	-----------------	----------------	----------	---------------------	-----------------	----------------	--------------	----------------	-------------	---------

*:Maximum data x:Over limit !:over margin



Address:6F.,No.58,Ln 188,Ruey Kuang Rd,Neihu,Taipei
 Tel:+886-2-6606-8877
 Fax:+886-2-6606-8875

Radiated Emission Measurement

Operator: Leon

File :3

Data :#6

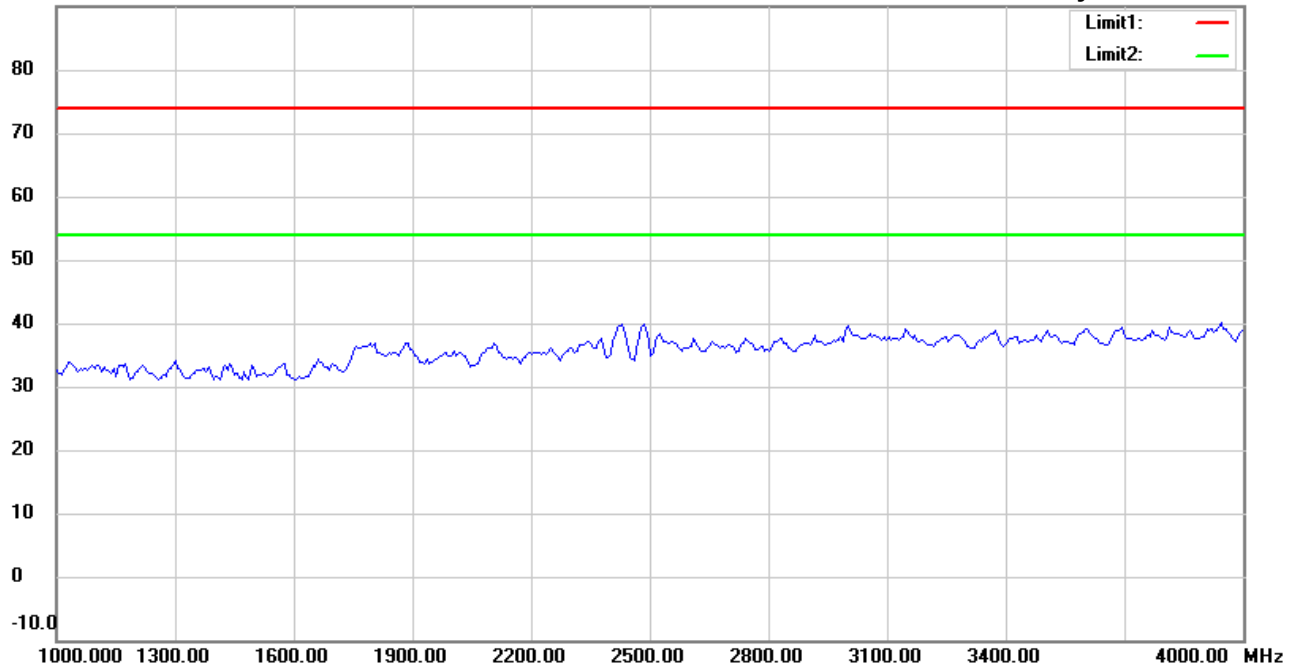
Date: 9/5/2020

Temperature:28.3 °C

90.0 dBuV/m

Time: 2:19:41 PM

Humidity:51.4 %



Site : Chamber

Condition : FCC_part 15 RE-Class C_Above 1GHz_PK

EUT : W6R22008-20150

M/N:

Test Mode : TX 2441MHz

Note :

Polarization: *Vertical*

Power : 5 Vd.c. (USB)

Distance: 3m

Mk.	Frequency (MHz)	Reading (dBuV)	Detector	Corr. factor (dB/m)	Result (dBuV/m)	Limit (dBuV/m)	Ant.Pos (cm)	Tab.Pos (deg.)	Margin (dB)	Comment
-----	-----------------	----------------	----------	---------------------	-----------------	----------------	--------------	----------------	-------------	---------

*:Maximum data x:Over limit !:over margin



Radiated Emission Measurement

Operator: Leon

File :3

Data :#2

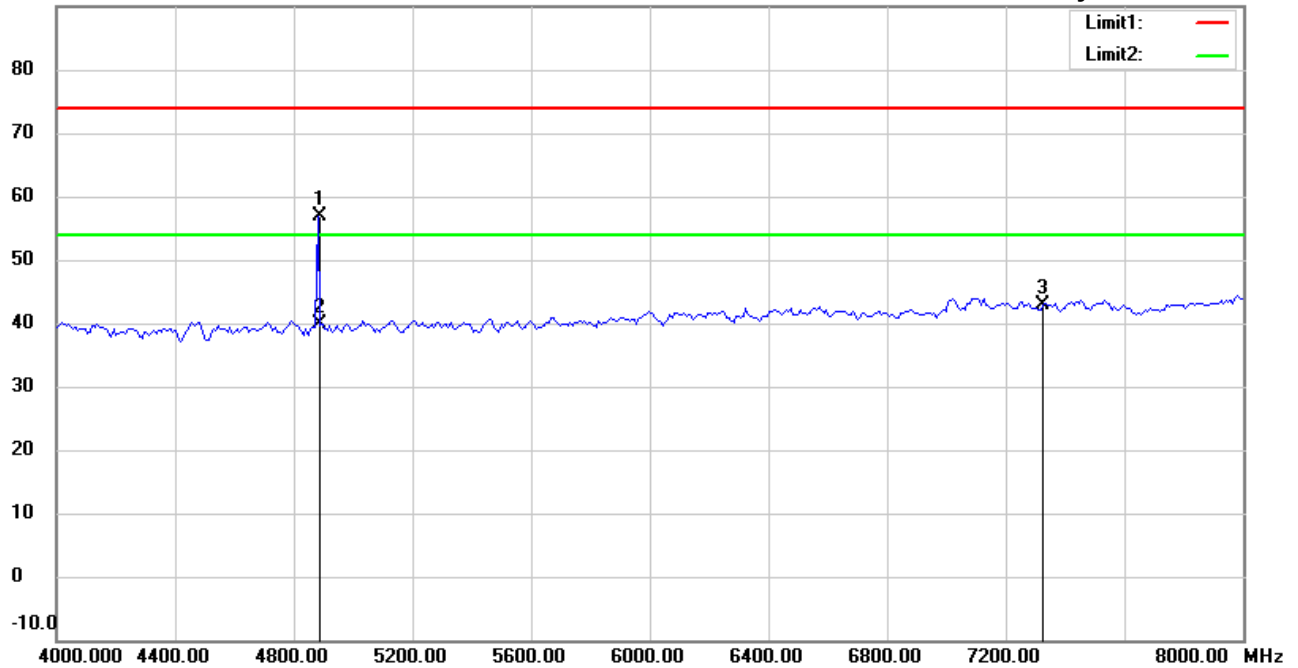
Date: 9/5/2020

Temperature:28.3 °C

90.0 dBuV/m

Time: 2:09:53 PM

Humidity:51.4 %



Site : Chamber

Condition : FCC_part 15 RE-Class C_Above 1GHz_PK

EUT : W6R22008-20150

M/N:

Test Mode : TX 2441MHz

Note :

Polarization: *Horizontal*

Power : 5 Vd.c. (USB)

Distance: 3m

Mk.	Frequency (MHz)	Reading (dBuV)	Detector	Corr. factor (dB/m)	Result (dBuV/m)	Limit (dBuV/m)	Ant.Pos (cm)	Tab.Pos (deg.)	Margin (dB)	Comment
	4881.764	58.47	peak	-1.60	56.87	74.00	150	175	-17.13	
*	4881.764	41.53	AVG	-1.60	39.93	54.00	150	175	-14.07	
	7323.000	39.34	peak	3.53	42.87	74.00	150	220	-31.13	



Radiated Emission Measurement

Operator: Leon

File :3

Data :#7

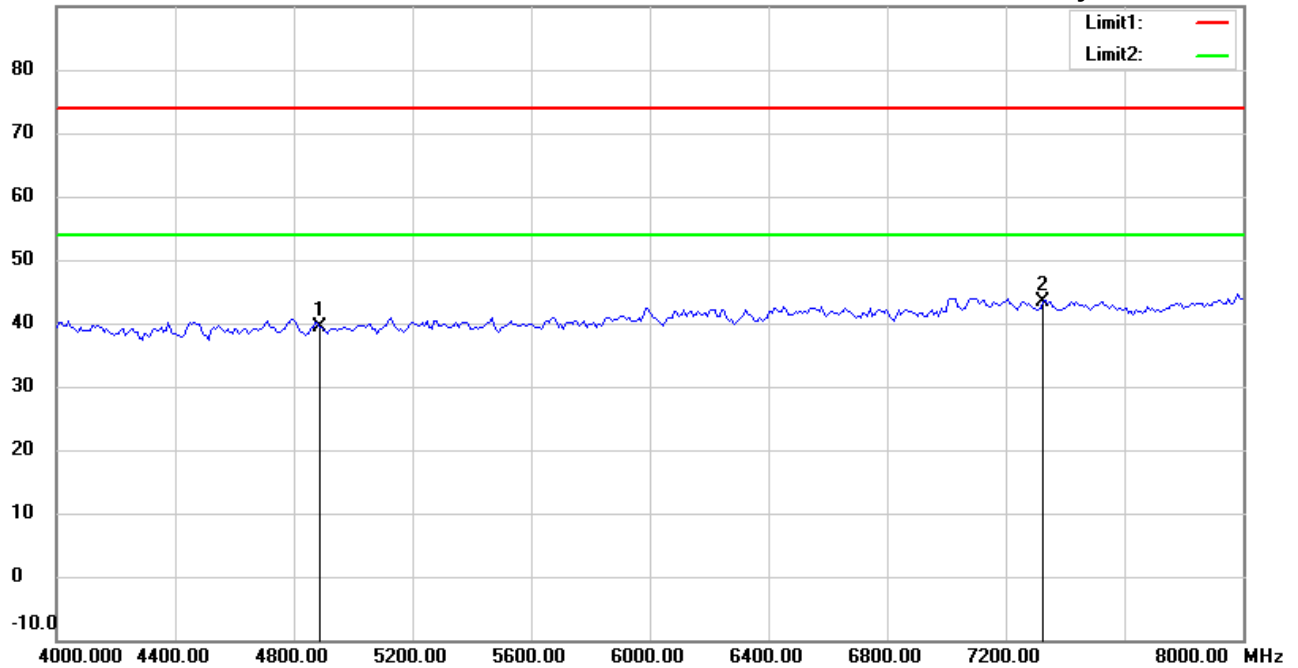
Date: 9/5/2020

Temperature:28.3 °C

90.0 dBuV/m

Time: 2:22:23 PM

Humidity:51.4 %



Site : Chamber

Condition : FCC_part 15 RE-Class C_Above 1GHz_PK

EUT : W6R22008-20150

M/N:

Test Mode : TX 2441MHz

Note :

Polarization: **Vertical**

Power : 5 Vd.c. (USB)

Distance: 3m

Mk.	Frequency (MHz)	Reading (dBuV)	Detector	Corr. factor (dB/m)	Result (dBuV/m)	Limit (dBuV/m)	Ant.Pos (cm)	Tab.Pos (deg.)	Margin (dB)	Comment
	4882.000	41.04	peak	-1.60	39.44	74.00	150	285	-34.56	
*	7323.000	39.85	peak	3.53	43.38	74.00	150	240	-30.62	



Address:6F.,No.58,Ln 188,Ruey Kuang Rd,Neihu,Taipei
 Tel:+886-2-6606-8877
 Fax:+886-2-6606-8875

Radiated Emission Measurement

Operator: Leon

File :3

Data :#3

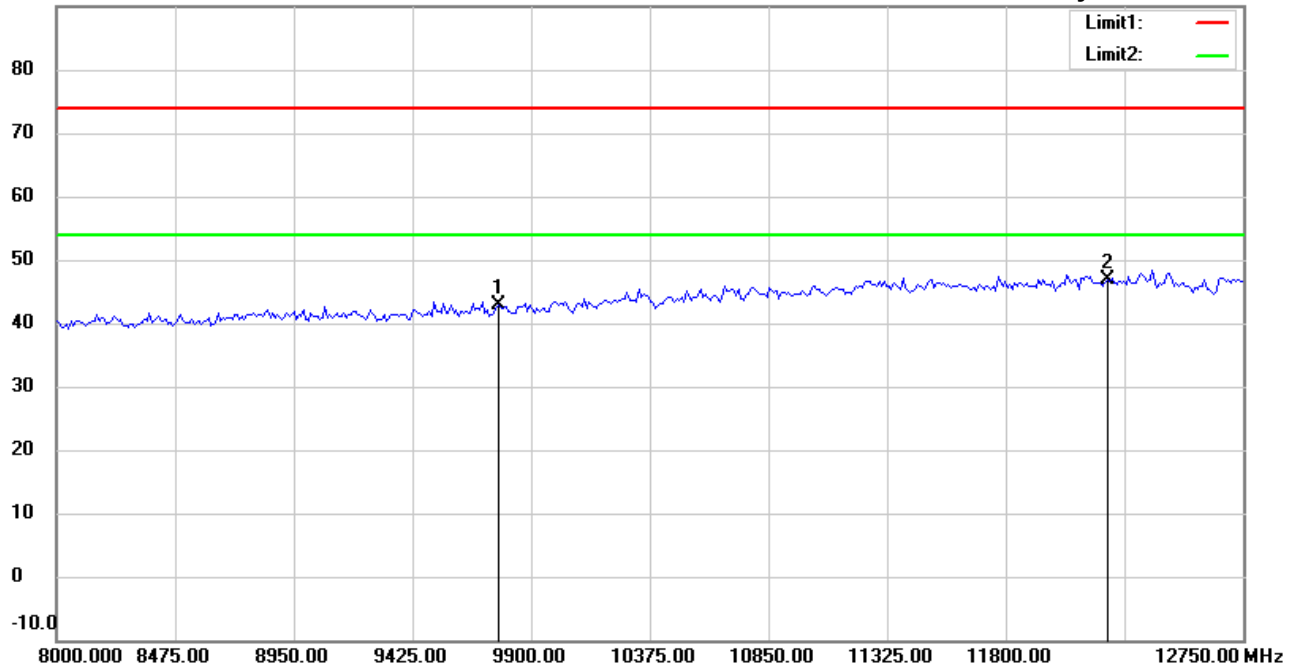
Date: 9/5/2020

Temperature:28.3 °C

90.0 dBuV/m

Time: 2:13:12 PM

Humidity:51.4 %



Site : Chamber

Condition : FCC_part 15 RE-Class C_Above 1GHz_PK

Polarization: *Horizontal*

EUT : W6R22008-20150

Power : 5 Vd.c. (USB)

M/N:

Distance: 3m

Test Mode : TX 2441MHz

Note :

Mk.	Frequency (MHz)	Reading (dBuV)	Detector	Corr. factor (dB/m)	Result (dBuV/m)	Limit (dBuV/m)	Ant.Pos (cm)	Tab.Pos (deg.)	Margin (dB)	Comment
	9764.000	35.95	peak	6.85	42.80	74.00	150	75	-31.20	
*	12205.000	33.92	peak	12.98	46.90	74.00	150	90	-27.10	

*:Maximum data x:Over limit !:over margin



Address:6F.,No.58,Ln 188,Ruey Kuang Rd,Neihu,Taipei
 Tel:+886-2-6606-8877
 Fax:+886-2-6606-8875

Radiated Emission Measurement

Operator: Leon

File :3

Data :#8

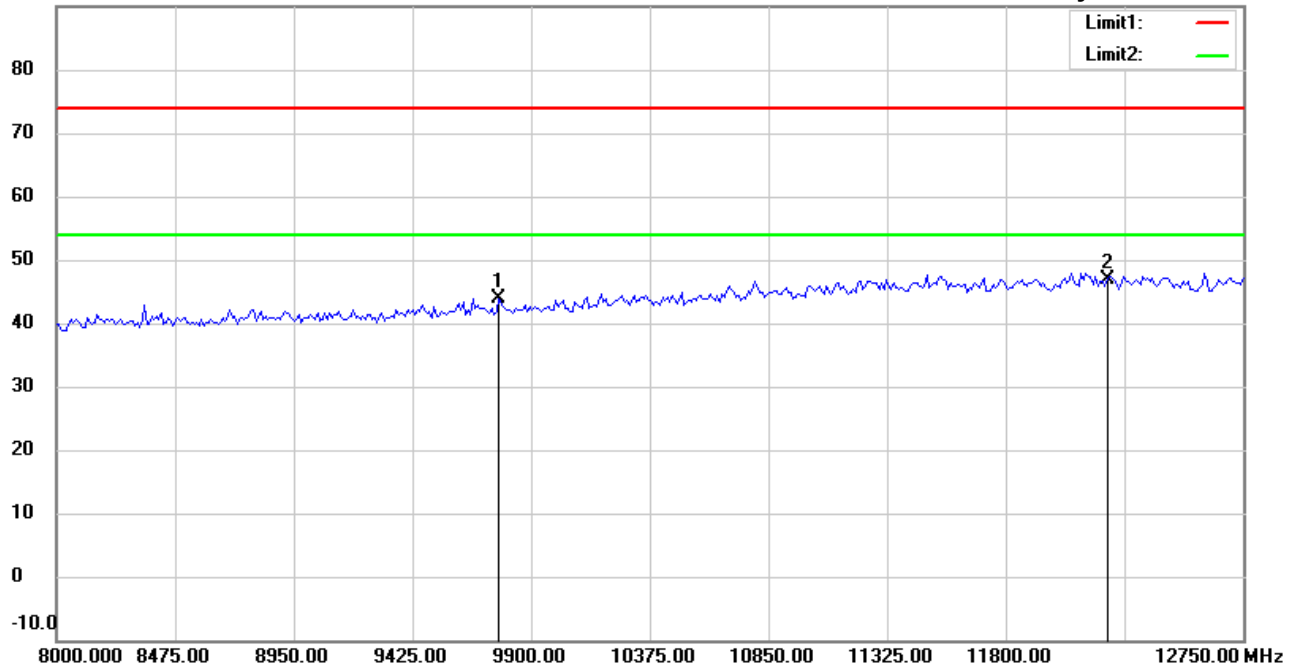
Date: 9/5/2020

Temperature:28.3 °C

90.0 dBuV/m

Time: 2:24:43 PM

Humidity:51.4 %



Site : Chamber

Condition : FCC_part 15 RE-Class C_Above 1GHz_PK

Polarization: **Vertical**

EUT : W6R22008-20150

Power : 5 Vd.c. (USB)

M/N:

Distance: 3m

Test Mode : TX 2441MHz

Note :

Mk.	Frequency (MHz)	Reading (dBuV)	Detector	Corr. factor (dB/m)	Result (dBuV/m)	Limit (dBuV/m)	Ant.Pos (cm)	Tab.Pos (deg.)	Margin (dB)	Comment
	9764.000	36.95	peak	6.85	43.80	74.00	150	35	-30.20	
*	12205.000	33.97	peak	12.98	46.95	74.00	150	260	-27.05	

*:Maximum data x:Over limit !:over margin



Address:6F.,No.58,Ln 188,Ruey Kuang Rd,Neihu,Taipei
 Tel:+886-2-6606-8877
 Fax:+886-2-6606-8875

Radiated Emission Measurement

Operator: Leon

File :3

Data :#4

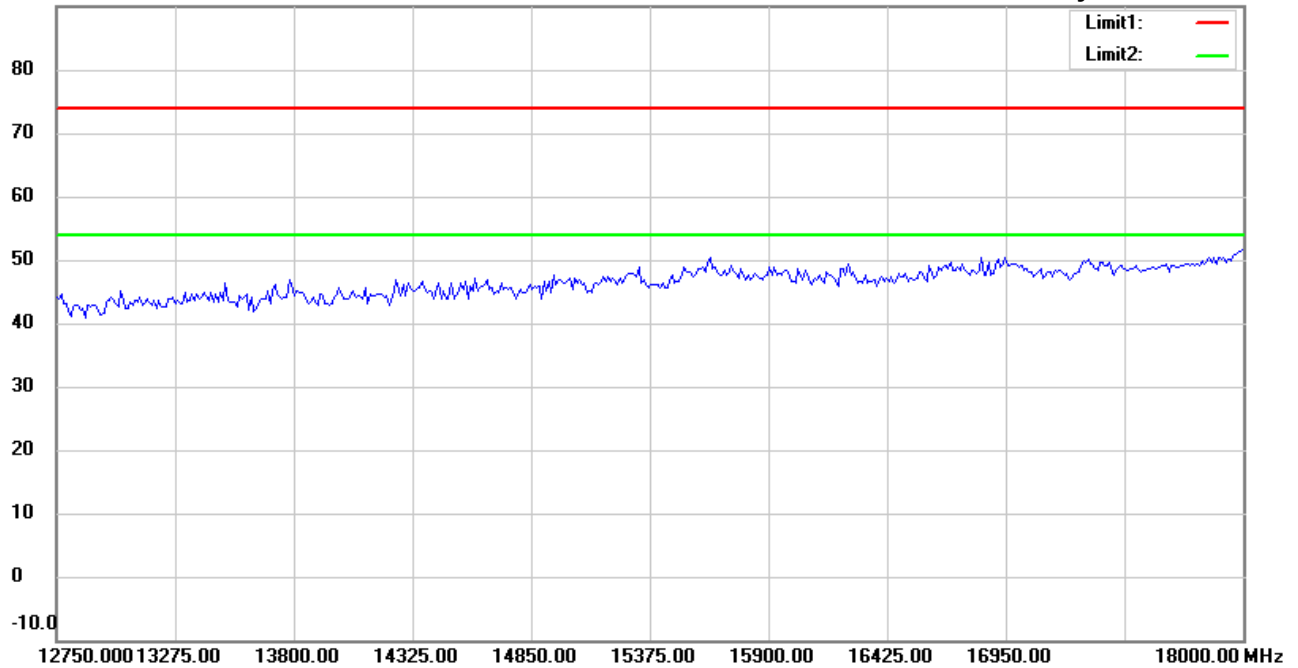
Date: 9/5/2020

Temperature:28.3 °C

90.0 dBuV/m

Time: 2:15:28 PM

Humidity:51.4 %



Site : Chamber

Condition : FCC_part 15 RE-Class C_Above 1GHz_PK

Polarization: *Horizontal*

EUT : W6R22008-20150

Power : 5 Vd.c. (USB)

M/N:

Distance: 3m

Test Mode : TX 2441MHz

Note :

Mk.	Frequency (MHz)	Reading (dBuV)	Detector	Corr. factor (dB/m)	Result (dBuV/m)	Limit (dBuV/m)	Ant.Pos (cm)	Tab.Pos (deg.)	Margin (dB)	Comment
-----	-----------------	----------------	----------	---------------------	-----------------	----------------	--------------	----------------	-------------	---------

*:Maximum data x:Over limit !:over margin



Address:6F.,No.58,Ln 188,Ruey Kuang Rd,Neihu,Taipei
 Tel:+886-2-6606-8877
 Fax:+886-2-6606-8875

Radiated Emission Measurement

Operator: Leon

File :3

Data :#9

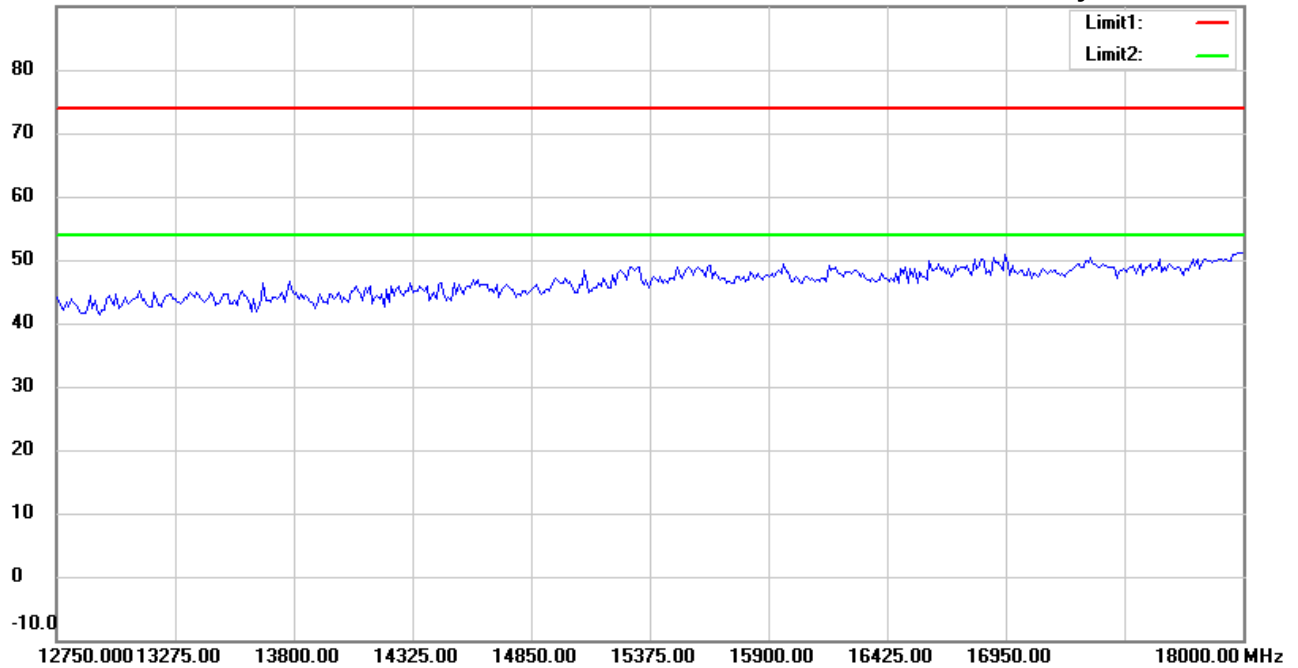
Date: 9/5/2020

Temperature:28.3 °C

90.0 dBuV/m

Time: 2:26:55 PM

Humidity:51.4 %



Site : Chamber

Condition : FCC_part 15 RE-Class C_Above 1GHz_PK

Polarization: *Vertical*

EUT : W6R22008-20150

Power : 5 Vd.c. (USB)

M/N:

Distance: 3m

Test Mode : TX 2441MHz

Note :

Mk.	Frequency (MHz)	Reading (dBuV)	Detector	Corr. factor (dB/m)	Result (dBuV/m)	Limit (dBuV/m)	Ant.Pos (cm)	Tab.Pos (deg.)	Margin (dB)	Comment
-----	-----------------	----------------	----------	---------------------	-----------------	----------------	--------------	----------------	-------------	---------

*:Maximum data x:Over limit !:over margin



Address:6F.,No.58,Ln 188,Ruey Kuang Rd,Neihu,Taipei
 Tel:+886-2-6606-8877
 Fax:+886-2-6606-8875

Radiated Emission Measurement

Operator: Leon

File :3

Data :#5

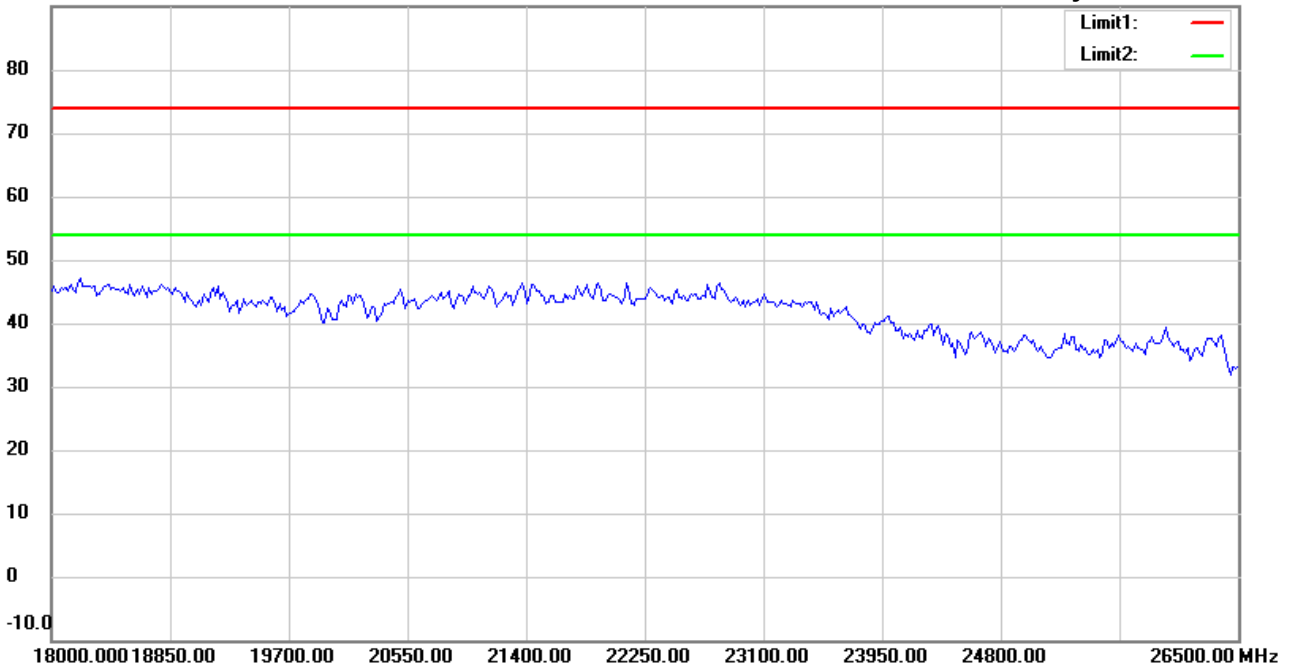
Date: 9/5/2020

Temperature:28.3 °C

90.0 dBuV/m

Time: 2:17:35 PM

Humidity:51.4 %



Site : Chamber

Condition : FCC_part 15 RE-Class C_Above 1GHz_PK

EUT : W6R22008-20150

M/N:

Test Mode : TX 2441MHz

Note :

Polarization: *Horizontal*

Power : 5 Vd.c. (USB)

Distance: 3m

Mk.	Frequency (MHz)	Reading (dBuV)	Detector	Corr. factor (dB/m)	Result (dBuV/m)	Limit (dBuV/m)	Ant.Pos (cm)	Tab.Pos (deg.)	Margin (dB)	Comment
-----	-----------------	----------------	----------	---------------------	-----------------	----------------	--------------	----------------	-------------	---------

*:Maximum data x:Over limit !:over margin



Address:6F.,No.58,Ln 188,Ruey Kuang Rd,Neihu,Taipei
 Tel:+886-2-6606-8877
 Fax:+886-2-6606-8875

Radiated Emission Measurement

Operator: Leon

File :3

Data :#10

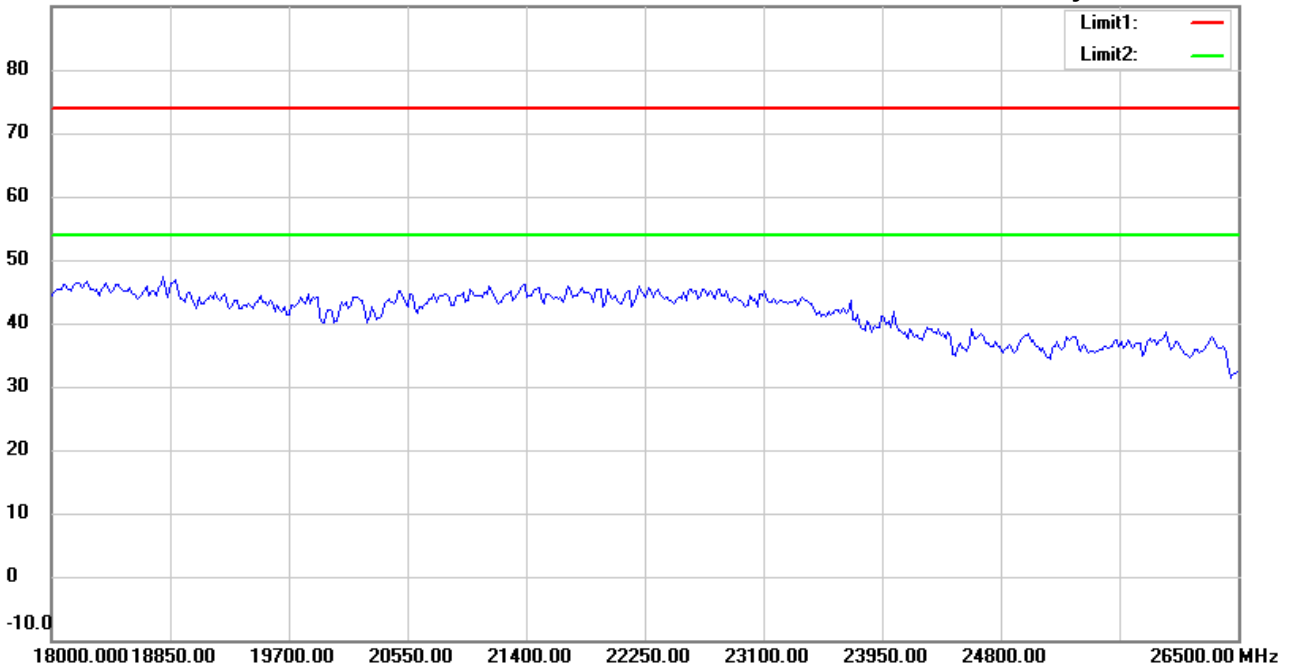
Date: 9/5/2020

Temperature:28.3 °C

90.0 dBuV/m

Time: 2:30:01 PM

Humidity:51.4 %



Site : Chamber

Condition : FCC_part 15 RE-Class C_Above 1GHz_PK

EUT : W6R22008-20150

M/N:

Test Mode : TX 2441MHz

Note :

Polarization: *Vertical*

Power : 5 Vd.c. (USB)

Distance: 3m

Mk.	Frequency (MHz)	Reading (dBuV)	Detector	Corr. factor (dB/m)	Result (dBuV/m)	Limit (dBuV/m)	Ant.Pos (cm)	Tab.Pos (deg.)	Margin (dB)	Comment
-----	-----------------	----------------	----------	---------------------	-----------------	----------------	--------------	----------------	-------------	---------

*:Maximum data x:Over limit !:over margin



Address:6F.,No.58,Ln 188,Ruey Kuang Rd,Neihu,Taipei
 Tel:+886-2-6606-8877
 Fax:+886-2-6606-8875

Radiated Emission Measurement

Operator: Leon

File :3

Data :#1

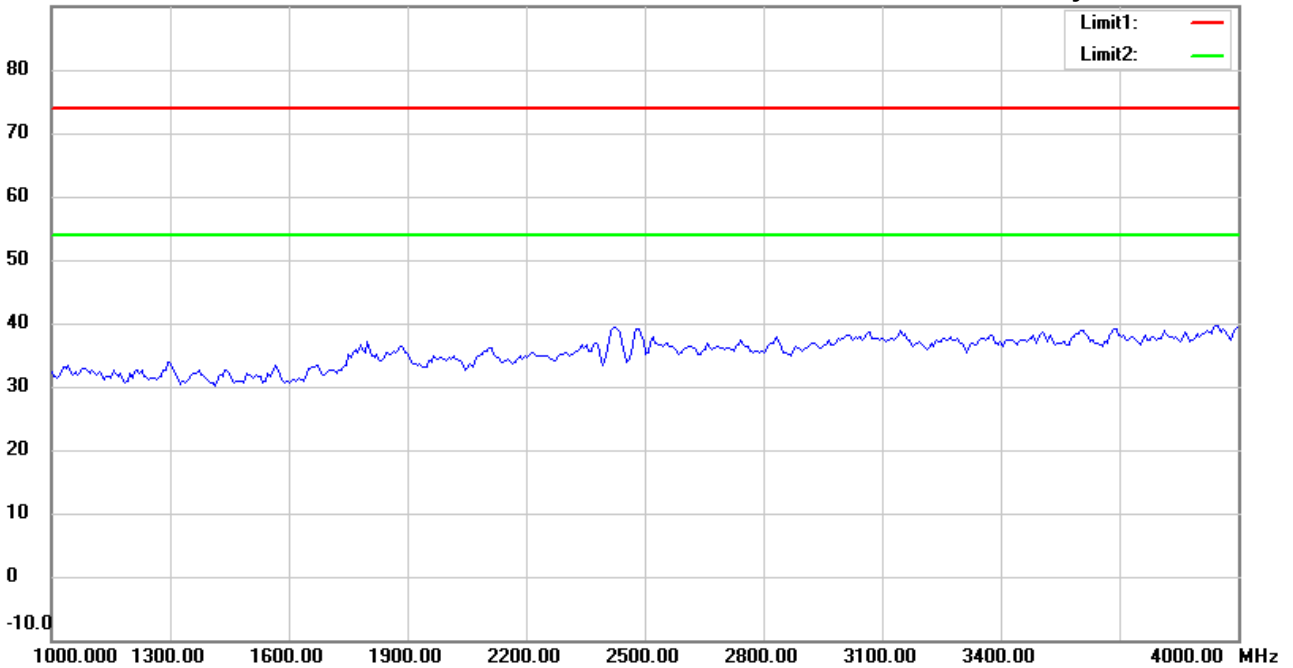
Date: 9/5/2020

Temperature:28.3 °C

90.0 dBuV/m

Time: 3:15:26 PM

Humidity:51.4 %



Site : Chamber

Condition : FCC_part 15 RE-Class C_Above 1GHz_PK

EUT : W6R22008-20150

M/N:

Test Mode : TX 2480MHz

Note :

Polarization: *Horizontal*

Power : 5 Vd.c. (USB)

Distance: 3m

Mk.	Frequency (MHz)	Reading (dBuV)	Detector	Corr. factor (dB/m)	Result (dBuV/m)	Limit (dBuV/m)	Ant.Pos (cm)	Tab.Pos (deg.)	Margin (dB)	Comment
-----	-----------------	----------------	----------	---------------------	-----------------	----------------	--------------	----------------	-------------	---------

*:Maximum data x:Over limit !:over margin



Address:6F.,No.58,Ln 188,Ruey Kuang Rd,Neihu,Taipei
 Tel:+886-2-6606-8877
 Fax:+886-2-6606-8875

Radiated Emission Measurement

Operator: Leon

File :3

Data :#6

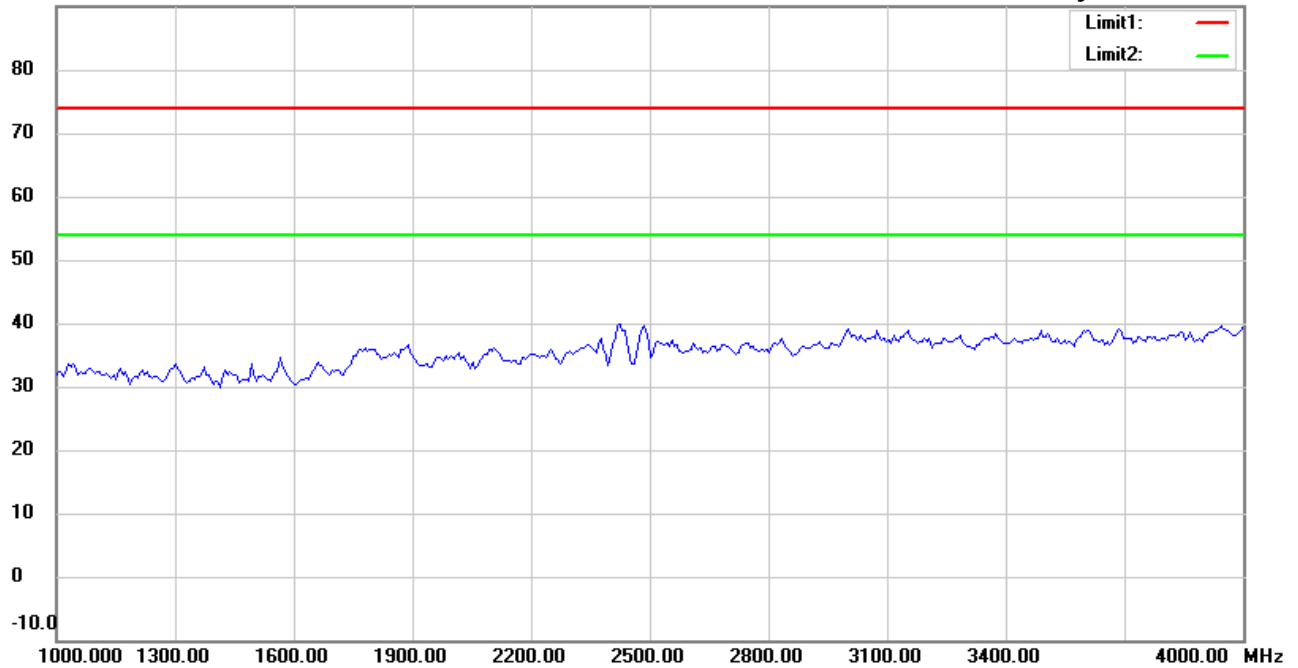
Date: 9/5/2020

Temperature:28.3 °C

90.0 dBuV/m

Time: 3:27:23 PM

Humidity:51.4 %



Site : Chamber

Condition : FCC_part 15 RE-Class C_Above 1GHz_PK

EUT : W6R22008-20150

M/N:

Test Mode : TX 2480MHz

Note :

Polarization: **Vertical**

Power : 5 Vd.c. (USB)

Distance: 3m

Mk.	Frequency (MHz)	Reading (dBuV)	Detector	Corr. factor (dB/m)	Result (dBuV/m)	Limit (dBuV/m)	Ant.Pos (cm)	Tab.Pos (deg.)	Margin (dB)	Comment
-----	-----------------	----------------	----------	---------------------	-----------------	----------------	--------------	----------------	-------------	---------

*:Maximum data x:Over limit !:over margin



Address:6F.,No.58,Ln 188,Ruey Kuang Rd,Neihu,Taipei
 Tel:+886-2-6606-8877
 Fax:+886-2-6606-8875

Radiated Emission Measurement

Operator: Leon

File :3

Data :#2

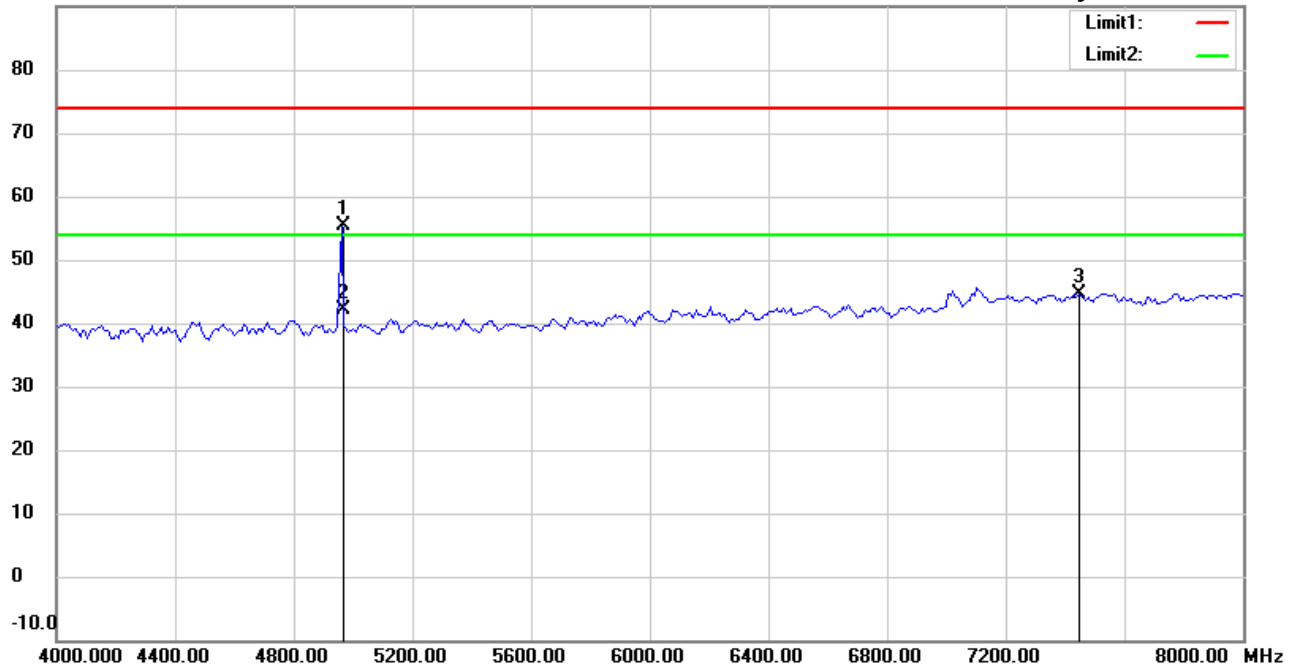
Date: 9/5/2020

Temperature:28.3 °C

90.0 dBuV/m

Time: 3:17:45 PM

Humidity:51.4 %



Site : Chamber

Condition : FCC_part 15 RE-Class C_Above 1GHz_PK

EUT : W6R22008-20150

M/N:

Test Mode : TX 2480MHz

Note :

Polarization: **Horizontal**

Power : 5 Vd.c. (USB)

Distance: 3m

Mk.	Frequency (MHz)	Reading (dBuV)	Detector	Corr. factor (dB/m)	Result (dBuV/m)	Limit (dBuV/m)	Ant.Pos (cm)	Tab.Pos (deg.)	Margin (dB)	Comment
	4961.924	56.75	peak	-1.35	55.40	74.00	150	35	-18.60	
*	4961.924	43.60	AVG	-1.35	42.25	54.00	150	35	-11.75	
	7440.000	40.86	peak	3.76	44.62	74.00	150	240	-29.38	

*:Maximum data x:Over limit !:over margin



Radiated Emission Measurement

Operator: Leon

File :3

Data :#7

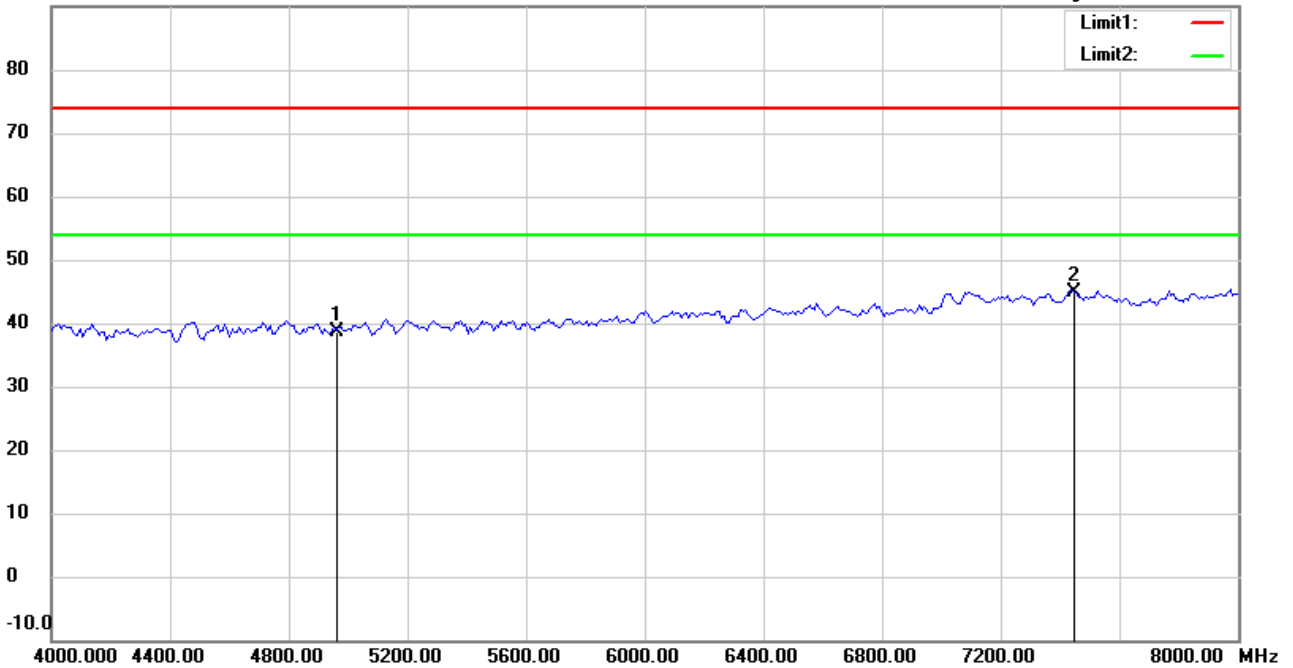
Date: 9/5/2020

Temperature:28.3 °C

90.0 dBuV/m

Time: 3:29:14 PM

Humidity:51.4 %



Site : Chamber

Condition : FCC_part 15 RE-Class C_Above 1GHz_PK

Polarization: **Vertical**

EUT : W6R22008-20150

Power : 5 Vd.c. (USB)

M/N:

Distance: 3m

Test Mode : TX 2480MHz

Note :

Mk.	Frequency (MHz)	Reading (dBuV)	Detector	Corr. factor (dB/m)	Result (dBuV/m)	Limit (dBuV/m)	Ant.Pos (cm)	Tab.Pos (deg.)	Margin (dB)	Comment
	4960.000	40.11	peak	-1.36	38.75	74.00	150	144	-35.25	
*	7440.000	41.02	peak	3.76	44.78	74.00	150	170	-29.22	



Address:6F.,No.58,Ln 188,Ruey Kuang Rd,Neihu,Taipei
 Tel:+886-2-6606-8877
 Fax:+886-2-6606-8875

Radiated Emission Measurement

Operator: Leon

File :3

Data :#3

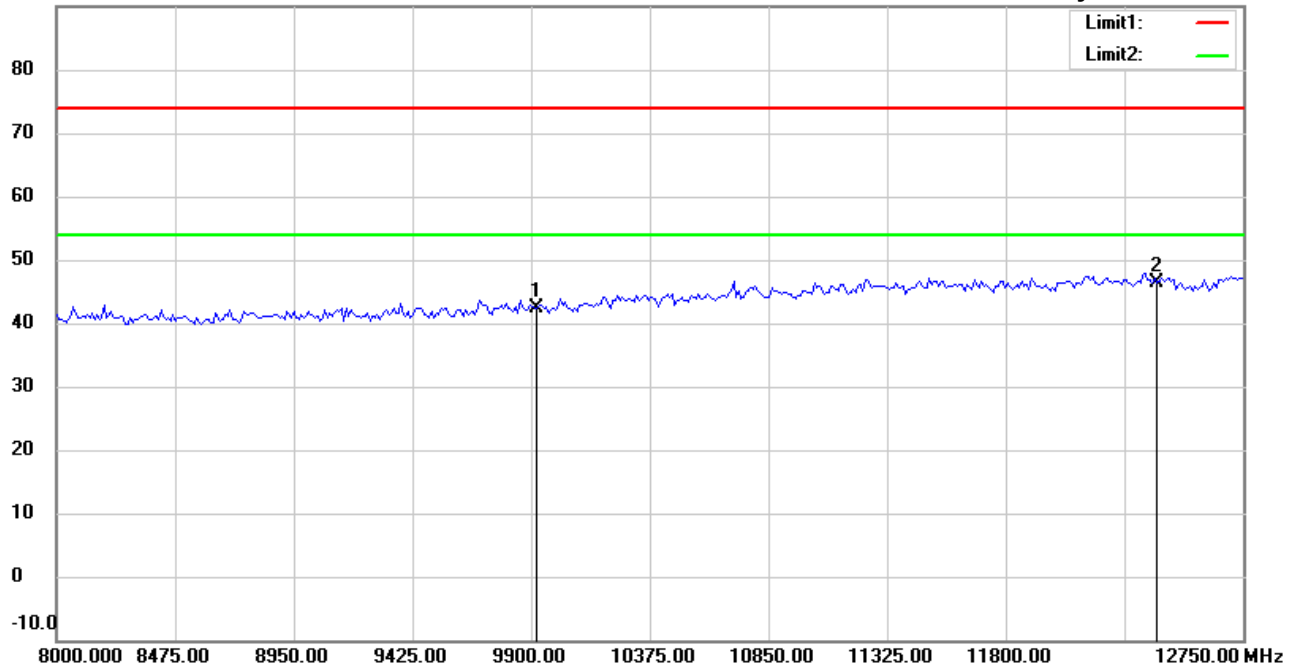
Date: 9/5/2020

Temperature:28.3 °C

90.0 dBuV/m

Time: 3:20:21 PM

Humidity:51.4 %



Site : Chamber

Condition : FCC_part 15 RE-Class C_Above 1GHz_PK

Polarization: *Horizontal*

EUT : W6R22008-20150

Power : 5 Vd.c. (USB)

M/N:

Distance: 3m

Test Mode : TX 2480MHz

Note :

Mk.	Frequency (MHz)	Reading (dBuV)	Detector	Corr. factor (dB/m)	Result (dBuV/m)	Limit (dBuV/m)	Ant.Pos (cm)	Tab.Pos (deg.)	Margin (dB)	Comment
	9920.000	35.07	peak	7.23	42.30	74.00	150	95	-31.70	
*	12400.000	33.64	peak	12.81	46.45	74.00	150	280	-27.55	

*:Maximum data x:Over limit !:over margin



Address:6F.,No.58,Ln 188,Ruey Kuang Rd,Neihu,Taipei
 Tel:+886-2-6606-8877
 Fax:+886-2-6606-8875

Radiated Emission Measurement

Operator: Leon

File :3

Data :#8

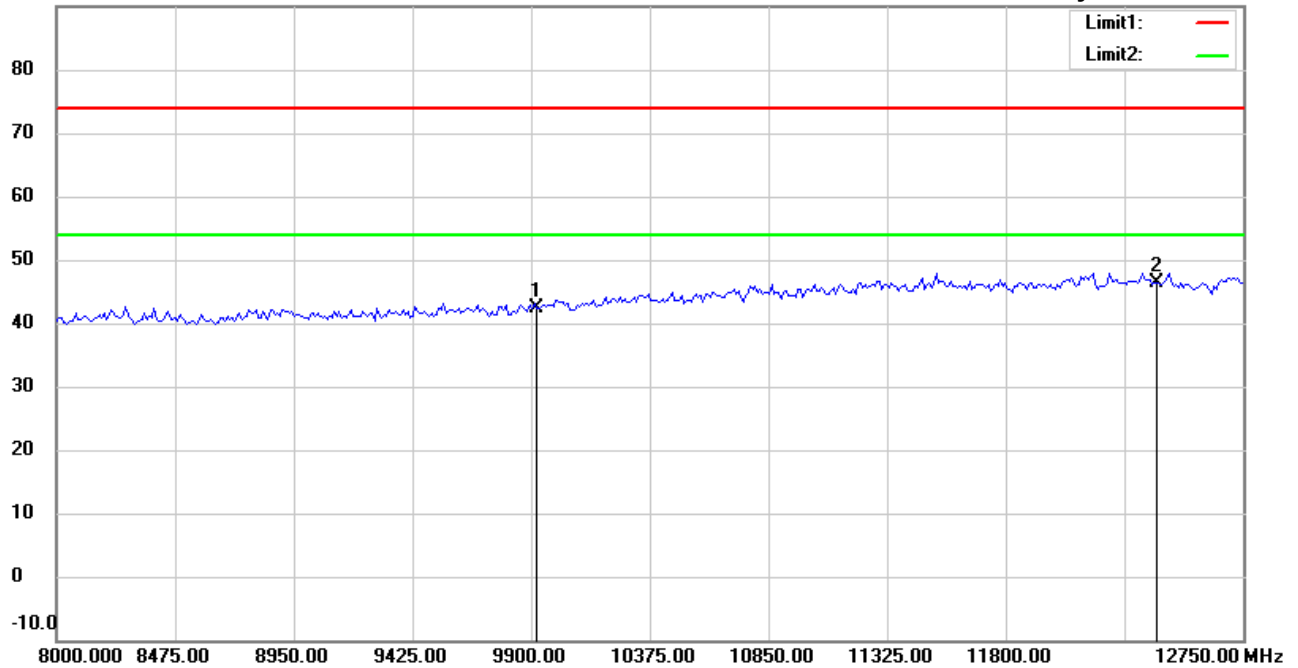
Date: 9/5/2020

Temperature:28.3 °C

90.0 dBuV/m

Time: 3:32:47 PM

Humidity:51.4 %



Site : Chamber

Condition : FCC_part 15 RE-Class C_Above 1GHz_PK

Polarization: *Vertical*

EUT : W6R22008-20150

Power : 5 Vd.c. (USB)

M/N:

Distance: 3m

Test Mode : TX 2480MHz

Note :

Mk.	Frequency (MHz)	Reading (dBuV)	Detector	Corr. factor (dB/m)	Result (dBuV/m)	Limit (dBuV/m)	Ant.Pos (cm)	Tab.Pos (deg.)	Margin (dB)	Comment
	9920.000	35.04	peak	7.23	42.27	74.00	150	190	-31.73	
*	12400.000	33.50	peak	12.81	46.31	74.00	105	256	-27.69	

*:Maximum data x:Over limit !:over margin



Address:6F.,No.58,Ln 188,Ruey Kuang Rd,Neihu,Taipei
 Tel:+886-2-6606-8877
 Fax:+886-2-6606-8875

Radiated Emission Measurement

Operator: Leon

File :3

Data :#4

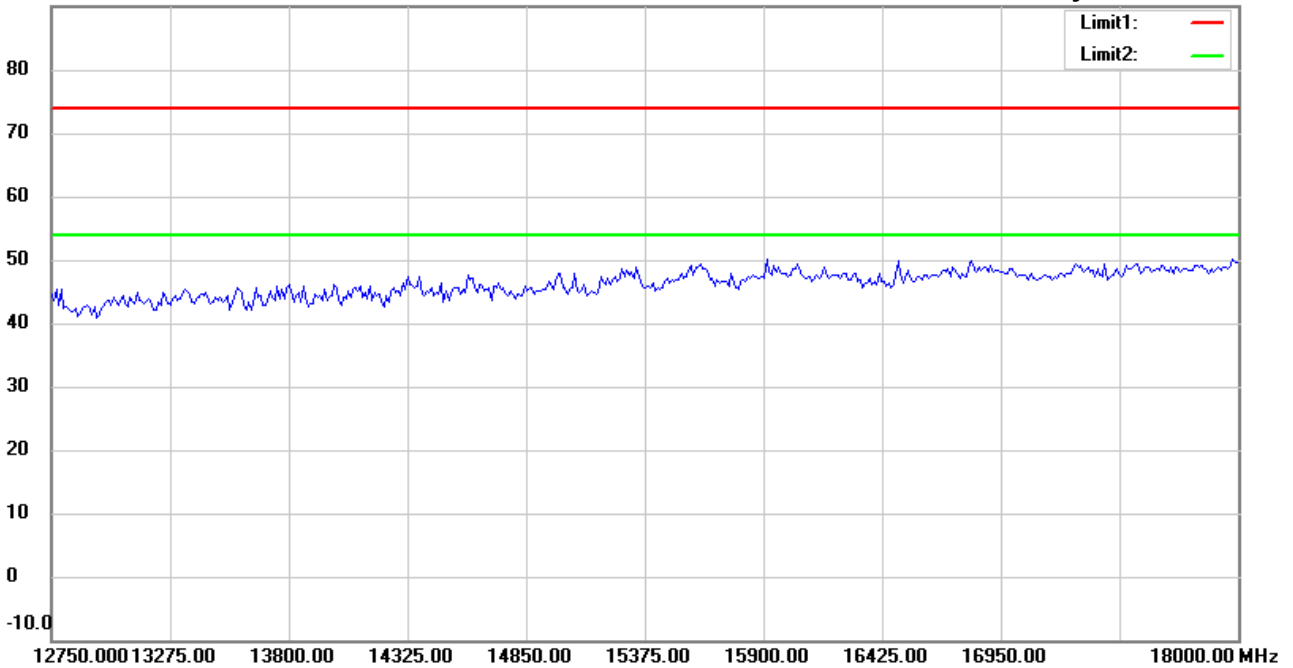
Date: 9/5/2020

Temperature:28.3 °C

90.0 dBuV/m

Time: 3:22:38 PM

Humidity:51.4 %



Site : Chamber

Condition : FCC_part 15 RE-Class C_Above 1GHz_PK

Polarization: *Horizontal*

EUT : W6R22008-20150

Power : 5 Vd.c. (USB)

M/N:

Distance: 3m

Test Mode : TX 2480MHz

Note :

Mk.	Frequency (MHz)	Reading (dBuV)	Detector	Corr. factor (dB/m)	Result (dBuV/m)	Limit (dBuV/m)	Ant.Pos (cm)	Tab.Pos (deg.)	Margin (dB)	Comment
-----	-----------------	----------------	----------	---------------------	-----------------	----------------	--------------	----------------	-------------	---------

*:Maximum data x:Over limit !:over margin



Address:6F.,No.58,Ln 188,Ruey Kuang Rd,Neihu,Taipei
 Tel:+886-2-6606-8877
 Fax:+886-2-6606-8875

Radiated Emission Measurement

Operator: Leon

File :3

Data :#9

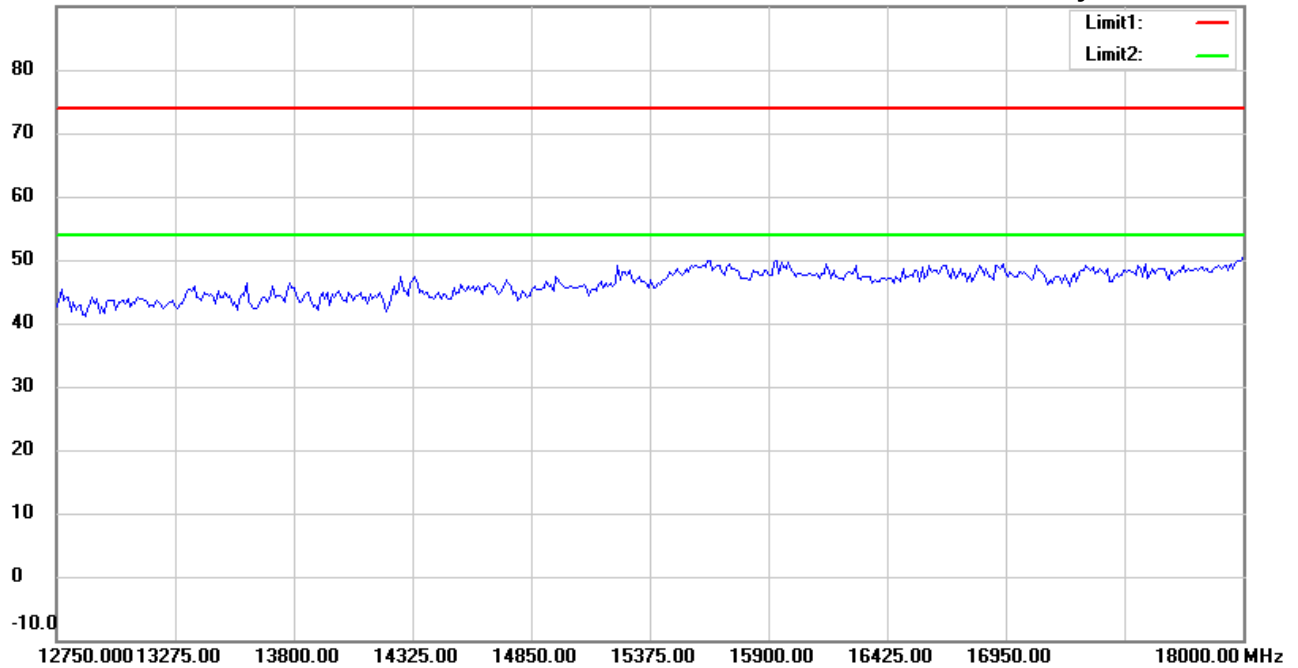
Date: 9/5/2020

Temperature:28.3 °C

90.0 dBuV/m

Time: 3:35:08 PM

Humidity:51.4 %



Site : Chamber

Condition : FCC_part 15 RE-Class C_Above 1GHz_PK

Polarization: **Vertical**

EUT : W6R22008-20150

Power : 5 Vd.c. (USB)

M/N:

Distance: 3m

Test Mode : TX 2480MHz

Note :

Mk.	Frequency (MHz)	Reading (dBuV)	Detector	Corr. factor (dB/m)	Result (dBuV/m)	Limit (dBuV/m)	Ant.Pos (cm)	Tab.Pos (deg.)	Margin (dB)	Comment
-----	-----------------	----------------	----------	---------------------	-----------------	----------------	--------------	----------------	-------------	---------

*:Maximum data x:Over limit !:over margin



Address:6F.,No.58,Ln 188,Ruey Kuang Rd,Neihu,Taipei
 Tel:+886-2-6606-8877
 Fax:+886-2-6606-8875

Radiated Emission Measurement

Operator: Leon

File :3

Data :#5

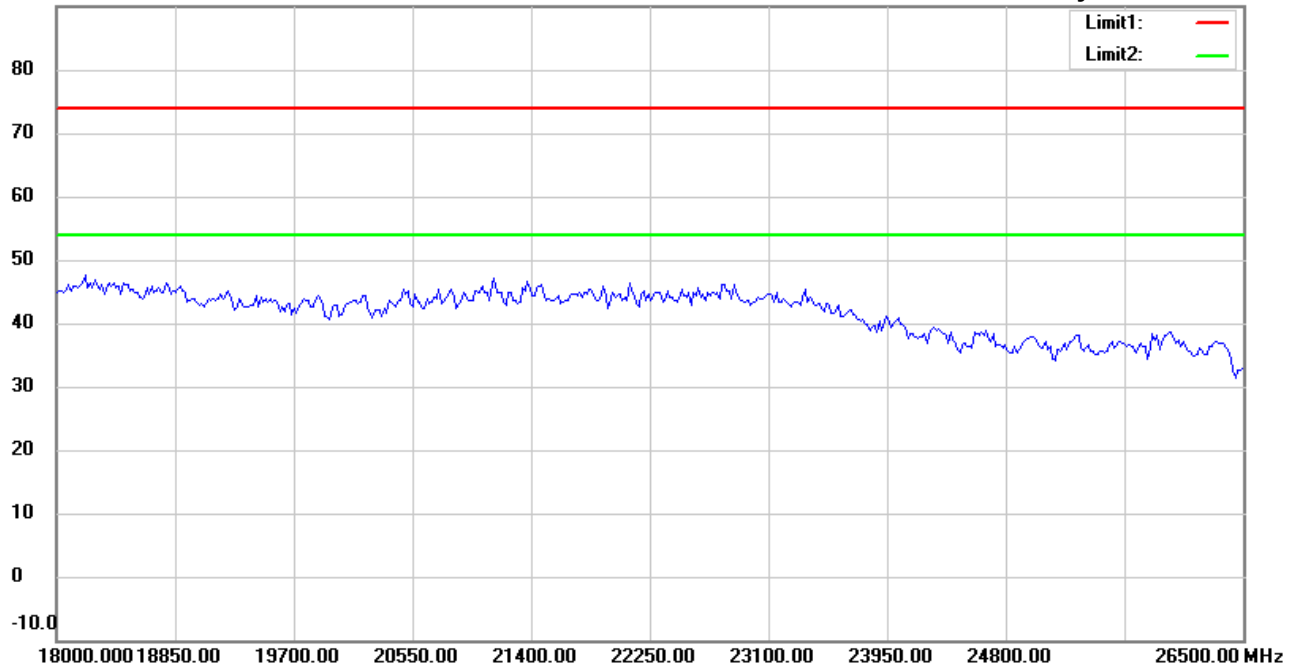
Date: 9/5/2020

Temperature:28.3 °C

90.0 dBuV/m

Time: 3:24:17 PM

Humidity:51.4 %



Site : Chamber

Condition : FCC_part 15 RE-Class C_Above 1GHz_PK

EUT : W6R22008-20150

M/N:

Test Mode : TX 2480MHz

Note :

Polarization: *Horizontal*

Power : 5 Vd.c. (USB)

Distance: 3m

Mk.	Frequency (MHz)	Reading (dBuV)	Detector	Corr. factor (dB/m)	Result (dBuV/m)	Limit (dBuV/m)	Ant.Pos (cm)	Tab.Pos (deg.)	Margin (dB)	Comment
-----	-----------------	----------------	----------	---------------------	-----------------	----------------	--------------	----------------	-------------	---------

*:Maximum data x:Over limit !:over margin



Address:6F.,No.58,Ln 188,Ruey Kuang Rd,Neihu,Taipei
 Tel:+886-2-6606-8877
 Fax:+886-2-6606-8875

Radiated Emission Measurement

Operator: Leon

File :3

Data :#10

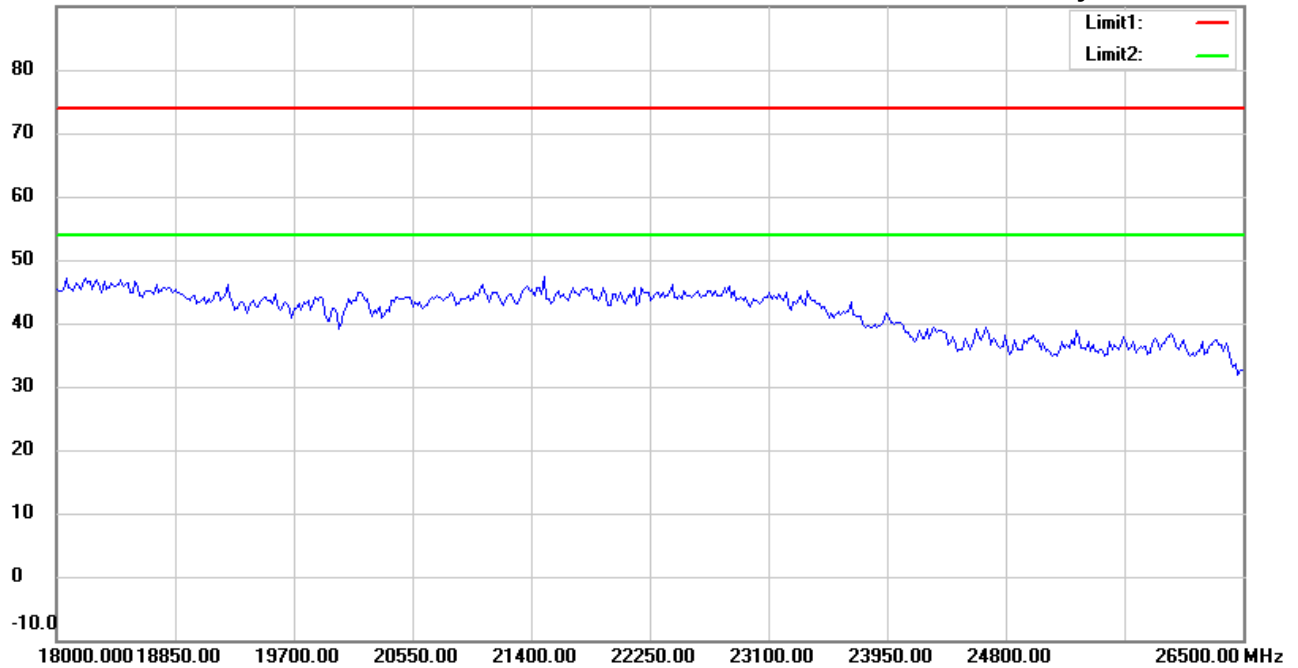
Date: 9/5/2020

Temperature:28.3 °C

90.0 dBuV/m

Time: 3:37:22 PM

Humidity:51.4 %



Site : Chamber

Condition : FCC_part 15 RE-Class C_Above 1GHz_PK

EUT : W6R22008-20150

M/N:

Test Mode : TX 2480MHz

Note :

Polarization: **Vertical**

Power : 5 Vd.c. (USB)

Distance: 3m

Mk.	Frequency (MHz)	Reading (dBuV)	Detector	Corr. factor (dB/m)	Result (dBuV/m)	Limit (dBuV/m)	Ant.Pos (cm)	Tab.Pos (deg.)	Margin (dB)	Comment
-----	-----------------	----------------	----------	---------------------	-----------------	----------------	--------------	----------------	-------------	---------

*:Maximum data x:Over limit !:over margin