

47 CFR PART 15 SUBPART C TEST REPORT

for

Receiver unit

Model No.: E01D

FCC ID: YWO-E01D

of

Applicant: ELECOM CO., LTD.

Address: Fushimimachi 4-1-1, Chuo-ku, Osaka City, Osaka Japan 541-8765

Tested and Prepared

by

Worldwide Testing Services (Taiwan) Co., Ltd.

FCC Registration No.: TW1477, TW1072

Industry Canada filed test laboratory Reg. No.: 20037, 5107A



Report No.: W6M22308-22913-C-1

6F, NO. 58, LANE 188, RUEY-KUANG RD., NEIHU TAIPEI 114, TAIWAN, R.O.C.
TEL: 886-2-66068877 FAX: 886-2-66068879 E-mail: wts@wts-lab.com



Registration number: W6M22308-22913-C-1

FCC ID: YWO-E01D

TABLE OF CONTENTS

1	GENERAL INFORMATION.....	2
1.1	NOTES	2
1.2	TESTING LABORATORY	3
1.2.1	Location	3
1.2.2	Details of accreditation status	3
1.3	APPLICATION DETAILS.....	3
1.4	GENERAL INFORMATION OF TEST ITEM.....	4
1.5	DUTY CYCLE AND FACTOR.....	4
1.6	TEST STANDARDS	5
2	TEST CONFIGURATION.....	6
2.1	TEST ENVIRONMENT	6
2.2	MEASUREMENT UNCERTAINTY	6
2.3	TEST EQUIPMENT LIST.....	7
3	TEST RESULTS (ENCLOSURE)	9
3.1	PEAK OUTPUT POWER (TRANSMITTER).....	10
3.2	SPURIOUS EMISSIONS RADIATED – TRANSMITTER OPERATING	13
3.3	EMISSIONS IN NONRESTRICTED FREQUENCY BANDS.....	15
3.4	MINIMUM 6 DB BANDWIDTH.....	17
3.5	PEAK POWER SPECTRAL DENSITY	20
3.6	POWER LINE CONDUCTED EMISSION.....	23

Appendix: Diagrams



Worldwide Testing Services(Taiwan) Co., Ltd.

Registration number: W6M22308-22913-C-1

FCC ID: YWO-E01D

1 General Information

1.1 Notes

The purpose of conformity testing is to increase the probability of adherence to the essential requirements or conformity specifications, as appropriate.

The complexity of the technical specifications, however, means that full and thorough testing is impractical for both technical and economic reasons.

Furthermore, there is no guarantee that a test sample which has passed all the relevant tests conforms to a specification.

Neither is there any guarantee that such a test sample will interwork with other genuinely open systems.

The existence of the tests nevertheless provides the confidence that the test sample possesses the qualities as maintained and that its performance generally conforms to representative cases of communications equipment.

Laboratory disclaimer-

1. The test results of this test report relate exclusively to the item tested as specified in 1.5.
2. The test report may only be reproduced or published in full.
3. Reproduction or publication of extracts from the report requires the prior written approval of the Worldwide Testing Services(Taiwan) Co., Ltd.
4. Antenna gain is provided by applicant and laboratory issue relevant data and results.

Tester:

September 21, 2023

Sora Kuo

Date

WTS-Lab.

Name

Signature

Technical responsibility for area of testing:

September 21, 2023

Kevin Wang

Date

WTS

Name

Signature



Worldwide Testing Services(Taiwan) Co., Ltd.

Registration number: W6M22308-22913-C-1

FCC ID: YWO-E01D

1.2 Testing laboratory

1.2.1 Location

10m OATS

No.5-1, Lishui, Shuang Sing Village, Wanli Dist.,
New Taipei City 207, Taiwan (R.O.C.)

3 meter semi-anechoic chamber

No.35, Aly. 21, Ln. 228, Ankang Rd., Neihu Dist.,
Taipei City 114, Taiwan (R.O.C.)

Tel: 886-2-6613-0228

Worldwide Testing Services (Taiwan) Co., Ltd.

6F., No. 58, Ln. 188, Ruiguang Rd., Neihu Dist.,
Taipei City 114, Taiwan (R.O.C.)

Tel: 886-2-6606-8877

1.2.2 Details of accreditation status

Accredited testing laboratory

FCC filed test laboratory Reg. No.: TW1477, TW1072

Industry Canada filed test laboratory Reg. No.: 20037, 5107A

Test location, where different from Worldwide Testing Services (Taiwan) Co., Ltd. :

Name: ./.

Accredited no.: ./.

Street: ./.

Town: ./.

Country: ./.

1.3 Application details

Approval holder

Name: ELECOM CO., LTD.

Street: Fushimimachi 4-1-1, Chuo-ku,

Town: Osaka City, Osaka

Country: Japan 541-8765

Manufacturer: (if applicable)

Name: ./.

./.

Town: ./.

Country: ./.



Registration number: W6M22308-22913-C-1
FCC ID: YWO-E01D

Date of receipt of test item: August 25, 2023
Date of test: from August 28, 2023 to September 13, 2023

1.4 General information of Test item

Type of test item: Receiver unit
Model no.: E01D
Multi-listing model no.: ./.
Brand name: ELECOM
Power supply: USB 5Vd.c.
Type of antenna: PCB antenna
Antenna gain: -1.50 dBi

Technical data


Mode	Channel	Conducted Power (dBm)
BLE	2403 MHz	-0.61
	2441 MHz	-0.97
	2480 MHz	-0.91

Operation modes: Duplex
Modulation type: GFSK
Sample no.: #01
Special statement: ./.

1.5 Duty cycle and factor

The duty factor is computed as $[10 \log (1 / D)]$, where D is the duty cycle.

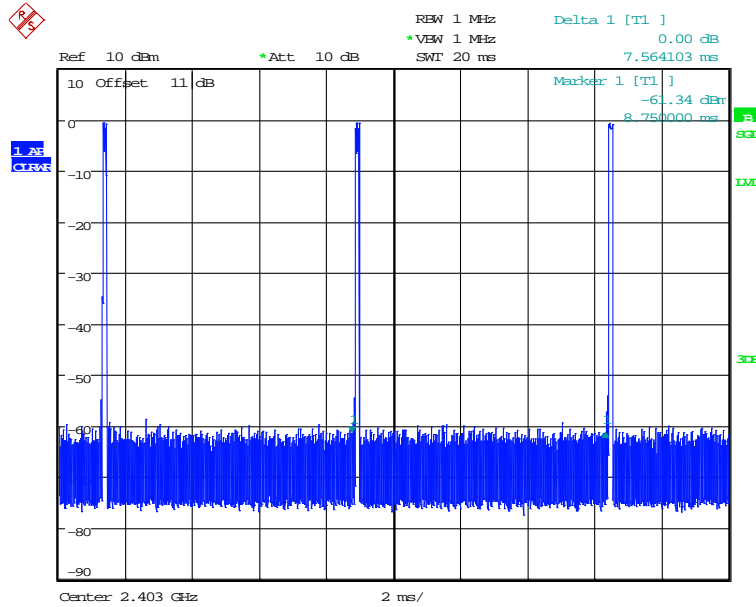
Mode	T _{on} (ms)	T _{on} +T _{off} (ms)	Duty cycle (%)	1/T - VBW (kHz)
2.4G	0.256	7.564	3.38%	3.91



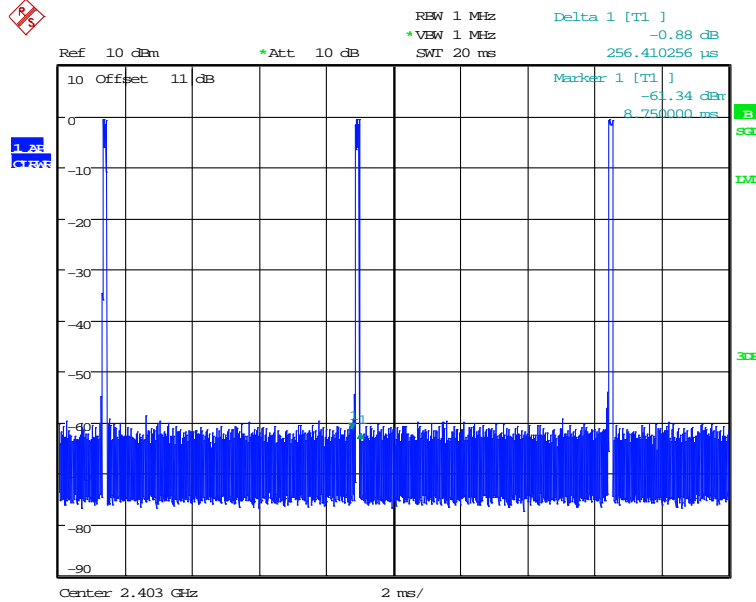
Registration number: W6M22308-22913-C-1

FCC ID: YWO-E01D

Duty cycle plot




DUTY
Date: 10.SEP.2023 18:13:28



DUTY
Date: 10.SEP.2023 18:13:37

1.6 Test standards

47 CFR PART 15 SUBPART C § 15.247 (2021-10)



Registration number: W6M22308-22913-C-1

FCC ID: YWO-E01D

2 Test configuration

2.1 Test environment

Relative humidity content: 20 ... 75 %


Air pressure: 86 ... 103 kPa

Extreme conditions parameters: ./.

2.2 Measurement uncertainty

Test item Name	Uncertainty
Estimation Result of Uncertainty of Conducted Emission (Power Line Conducted Emission)	Expanded Uncertainty : AMN : 0.94 dB Voltage probe : 0.96 dB Include Pulse Limiter : 1.52 dB
Estimation Result of Uncertainty of Radiated Emission(3M) (Spurious Emissions radiated – Transmitter operating)	Expanded Uncertainty : 0.009-30 MHz : 1.92 dB 30-1000 MHz : 3.96 dB 1-18 GHz : 2.46 dB 18-40 GHz : 2.44 dB
Estimation Result of Uncertainty of Bandwidth Measurement (Minimum 6 dB Bandwidth)	Expanded Uncertainty : 0.45 kHz
Estimation Result of Uncertainty of Conducted Output Power Measurement (Peak Output Power (transmitter))	Expanded Uncertainty : 1.48 dB
Estimation Result of Uncertainty of Power Density Measurement (Peak Power Spectral Density)	Expanded Uncertainty : 1.48 dB
Estimation Result of Uncertainty of Band Edge Measurement (Emissions in nonrestricted frequency bands)	Expanded Uncertainty : 0.67 dBc

The decision rule is: Measurement uncertainty is not included in the calculation of test results.



Worldwide Testing Services(Taiwan) Co., Ltd.

Registration number: W6M22308-22913-C-1

FCC ID: YWO-E01D


2.3 Test Equipment List

RF Conducted

No.	Test equipment	Type	Serial No.	Manufacturer	Cal. Date	Next Cal. Date
ETSTW-CE 009	TEMP.&HUMIDITY CHAMBER	GTH-225-40-1P-U	MAA0305-009	GIANT FORCE	2023/7/24	2024/7/23
ETSTW-RE 050	Attenuator 10dB	50HF-010-1	None	JFW	2023/2/17	2024/2/16
ETSTW-RE 051	Attenuator 6dB	50HF-006-1	None	JFW	2023/2/17	2024/2/16
ETSTW-RE 053	Attenuator 3dB	50HF-003-1	None	JFW	2023/2/17	2024/2/16
ETSTW-RE 055	SPECTRUM ANALYZER	FSU 26	200074	R&S	2023/3/22	2024/3/21
ETSTW-RE 060	Attenuator 30dB	5015-30	F651012z-01	ATM	2023/2/17	2024/2/16
ETSTW-RE 099	DC Block	50DB-007-1	None	JFW	2023/2/17	2024/2/16
ETSTW-RE 112	AC POWER SOURCE	TFC-1005	T-0A023536	T-Power	Function test	
ETSTW-RE 127	RF Switch Box	RFS-01	None	WTS	2023/2/17	2024/2/16
ETSTW-RE 153	Signal Analyzer	FSV40	101929	R&S	2022/10/3	2023/10/2
ETSTW-GSM 023	Power Divider	4901.19.A	None	SUHNER	2023/2/17	2024/2/16
ETSTW-Cable 027	Microwave Cable	SUCOFLEX 104	279083	HUBER+SUHNER	2023/4/27	2024/4/26
ETSTW-Cable 030	Microwave Cable	SUCOFLEX 104 (S_Cable 9) (S_Cable 9)	279067	HUBER+SUHNER	2023/02/17	2024/2/16
ETSTW-Cable 045	Microwave Cable	SUCOFLEX 104	325536	HUBER+SUHNER	2022/10/21	2023/10/20
ETSTW-Cable 058	Microwave Cable	SUCOFLEX 104	none	HUBER+SUHNER	2023/5/26	2024/5/25
WTSTW-SW 008	Signal studio	Agilent	None	AUDIX	Version 2.0.0.1	

Radiated Emission

No.	Test equipment	Type	Serial No.	Manufacturer	Cal. Date	Next Cal. Date
ETSTW-RE 004	EMI TEST RECEIVER	ESI 40	832427/004	R&S	2023/6/12	2024/6/11
ETSTW-RE 018	MICROWAVE HORN ANTENNA	AT4560	27212	AR	2023/7/21	2024/7/20
ETSTW-RE 019	MICROWAVE HORN ANTENNA	22240-25	121074	FM	2023/6/9	2024/6/8
ETSTW-RE 027	Passive Loop Antenna	6512	00034563	ETS-Lindgren	2023/6/28	2024/6/27
ETSTW-RE 030	Double-Ridged Guide Horn Antenna	3117	00035224	ETS-Lindgren	2023/5/5	2024/5/4
ETSTW-RE 062	Amplifier Module	CHC 2	None	KMIC	2023/2/20	2024/2/19
ETSTW-RE 088	SOLID STATE AMPLIFIER	KMA180265A01	99057	KMIC	2023/8/28	2024/8/27
ETSTW-RE 115	2.4GHz Notch Filter	N0124411	473874	MICROWAVE CIRCUITS	2023/1/4	2024/1/3
ETSTW-RE 142	Amplifier	8447D	2805A03378	Agilent	2023/2/20	2024/2/19
ETSTW-RE 152	Bi-log Hybrid Antenna	MCTD 2786B	BLB20J04029	ETC	2023/3/21	2024/3/20
ETSTW-Cable 028	Microwave Cable	FA147A0015M2020	30064-2	UTIFLEX	2023/9/15	2024/9/14
ETSTW-Cable 029	Microwave Cable	FA147A0015M2020	30064-3	UTIFLEX	2023/9/15	2024/9/14
ETSTW-Cable 076	SMA type cable (1m)	N/A	812652/4	HUBER+SUHNER	2023/2/20	2024/2/19




Worldwide Testing Services(Taiwan) Co., Ltd.

Registration number: W6M22308-22913-C-1
 FCC ID: YWO-E01D

ETSTW-Cable 064	Microwave Cable	SUCOFLEX 104	MY28891	HUBER+SUHNER	2023/2/20	2024/2/19
ETSTW-Cable 071	N TYPE CABLE	EMCCFD400-NM-NM-25000	170239	EMCI	2022/10/21	2023/10/20
ETSTW-Cable 072	SMA type cable (8m)	SUCOFLEX 104	805800/4	HUBER+SUHNER	2023/2/20	2024/2/19
ETSTW-Cable 074	SMA type cable (2m)	SUCOFLEX 104	802563/4	HUBER+SUHNER	2023/2/20	2024/2/19
WTSTW-SW 002	EMI TEST SOFTWARE	EZ EMC	None	Farad	Version ETS-03A1 Version EMEC-3A1+	
ETSTW-TH 002	Thermohygrometer	608-H1	45204317	Testo	2023/7/21	2024/7/20
ETSTW-TH 003	Wireless weather station	GAIA	N/A	TFA	2022/10/17	2023/10/16
ETSTW-RE 064	Bluetooth Test Set	MT8852B-042	6K00005709	Anritsu	Function Test	
ETSTW-RE 069	Double-Ridged Guide Horn Antenna	3117	00069377	ETS-Lindgren	Function Test	

AC Conducted

No.	Test equipment	Type	Serial No.	Manufacturer	Cal. Date	Next Cal. Date
ETSTW-CE 001	EMI TEST RECEIVER	ESHS10	842121/013	R&S	2023/6/12	2024/6/11
ETSTW-CE 003	AC POWER SOURCE	APS-9102	D161137	GW	Function Test	
ETSTW-CE 016	TWO-LINE V-NETWORK	ENV216	100050	R&S	2022/11/9	2023/11/8
ETSTW-RE 045	ESA-E SERIES SPECTRUM ANALYZER	E4404B	MY45111242	Agilent	Pre-test Use	
ETSTW-Cable 045	Microwave Cable	SUCOFLEX 104	325536	HUBER+SUHNER	2022/10/21	2023/10/20
WTSTW-SW 002	EMI TEST SOFTWARE	EZ EMC	None	Farad	Version ETS-03A1 Version EMEC-3A1+	



Worldwide Testing Services(Taiwan) Co., Ltd.

Registration number: W6M22308-22913-C-1

FCC ID: YWO-E01D

3 Test results (enclosure)

TEST CASE	Para. Number	Required	Test passed	Test failed
Peak Output Power	15.247(b)(3)	<input checked="" type="checkbox"/>	<input checked="" type="checkbox"/>	<input type="checkbox"/>
Spurious Emissions radiated – Transmitter operating	15.247(d), 15.205, 15.209	<input checked="" type="checkbox"/>	<input checked="" type="checkbox"/>	<input type="checkbox"/>
Emissions in nonrestricted frequency bands	15.247(d)	<input checked="" type="checkbox"/>	<input checked="" type="checkbox"/>	<input type="checkbox"/>
Minimum 6 dB Bandwidth	15.247(a)(2)	<input checked="" type="checkbox"/>	<input checked="" type="checkbox"/>	<input type="checkbox"/>
Peak Power Spectral Density	15.247(e)	<input checked="" type="checkbox"/>	<input checked="" type="checkbox"/>	<input type="checkbox"/>
Power Line Conducted Emission	15.207(a)	<input checked="" type="checkbox"/>	<input checked="" type="checkbox"/>	<input type="checkbox"/>

The following is intentionally left blank.



Registration number: W6M22308-22913-C-1
FCC ID: YWO-E01D

3.1 Peak Output Power (transmitter)

3.1.1 Applicable Standard

FCC Rule: 15.247(b)(3)

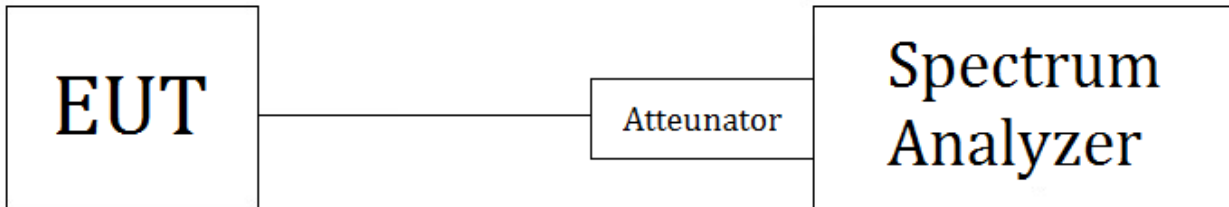
For systems using digital modulation in the 902-928 MHz, 2400-2483.5 MHz, and 5725-5850 MHz bands: 1 Watt. As an alternative to a peak power measurement, compliance with the one Watt limit can be based on a measurement of the maximum conducted output power. Maximum Conducted Output Power is defined as the total transmit power delivered to all antennas and antenna elements averaged across all symbols in the signaling alphabet when the transmitter is operating at its maximum power control level. Power must be summed across all antennas and antenna elements. The average must not include any time intervals during which the transmitter is off or is transmitting at a reduced power level. If multiple modes of operation are possible (e.g., alternative modulation methods), the maximum conducted output power is the highest total transmit power occurring in any mode.

3.1.2 Test procedure

Following Subclause 11.9.1.1 of ANSI C63.10

1. Set the RBW \geq DTS bandwidth , VBW \geq [3 \times RBW] , span \geq [3 \times RBW].
2. Sweep time = auto couple , Detector = peak , Trace mode = max hold.
3. Allow trace to fully stabilize and determine the peak amplitude level.


3.1.3 Test Setup



3.1.4 Limits

Frequency (MHz)	Power (dBm)
902 - 928	30
2400 – 2483.5	30
5725 – 5850	30

In case of employing transmitter antennas having antenna gain > 6 dBi and using fixed point-to point operation consider §15.247 (b)(4)

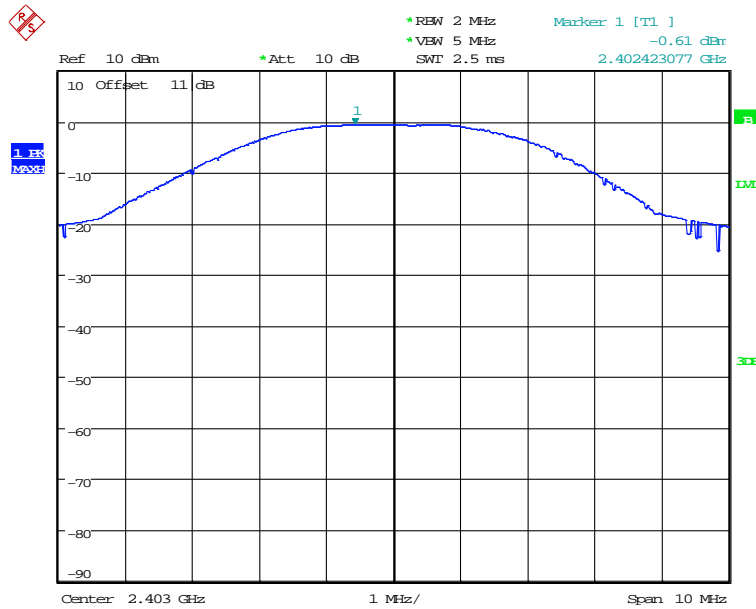


Registration number: W6M22308-22913-C-1
 FCC ID: YWO-E01D

3.1.5 Test Environmental Conditions

Test date: 2023-09-10 Temperature: 24.7°C Humidity: 55.8% Tester: Sora

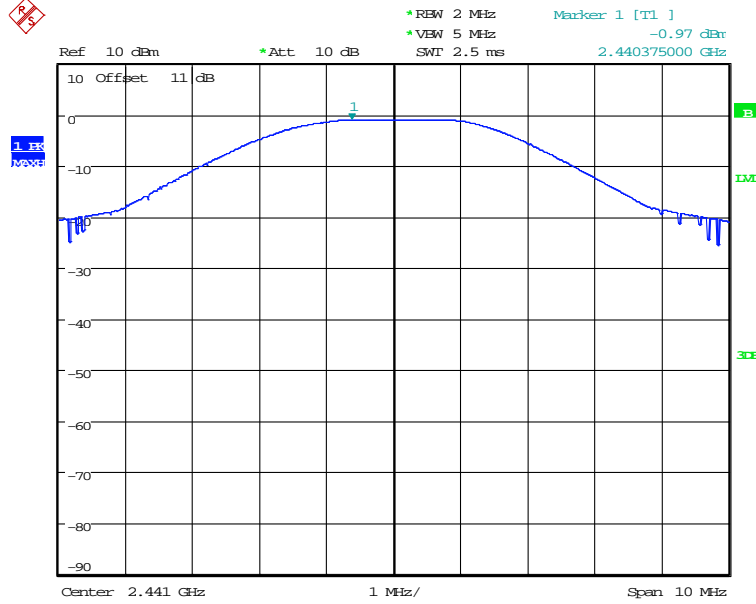
Band	Mode	Channel	Power (dBm)	Limit (dBm)
2.4GHz	2.4G	2403 MHz	-0.61	30
		2441 MHz	-0.97	30
		2480 MHz	-0.91	30



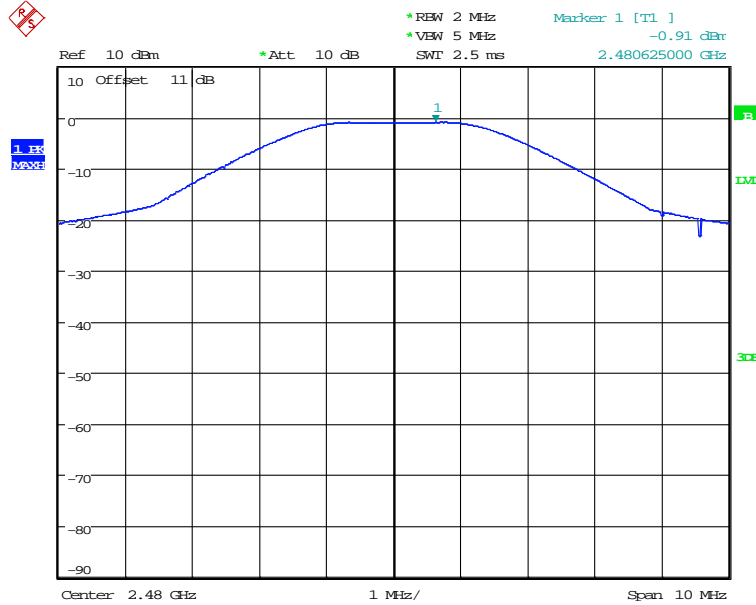
MAX OUTPUT POWER 2403MHz
 Date: 10.SEP.2023 14:23:04



Registration number: W6M22308-22913-C-1
FCC ID: YWO-E01D




MAX OUTPUT POWER 2441MHz
Date: 10.SEP.2023 14:20:57



MAX OUTPUT POWER 2480MHz
Date: 10.SEP.2023 14:25:46

3.1.6 Test results

Test equipment used: Please see test equipment utilized (RF Conducted).



Registration number: W6M22308-22913-C-1

FCC ID: YWO-E01D

3.2 Spurious Emissions radiated – Transmitter operating

3.2.1 Applicable Standard

FCC Rules: 15.247 (d), 15.205, 15.209

Radiated emissions which fall in the restricted bands, as defined in § 15.205(a), must also comply with the radiated emission limits specified in § 15.209(a).

3.2.2 Test procedure

1. Measurement is made at a semi-anechoic chamber that incorporates a turntable allowing a EUT rotation of 360°. Below 1GHz measurement the EUT is placed on turntable which is 0.8m above ground plane. And above 1GHz measurement EUT was placed on low permittivity and low tangent turn table which is 1.5m above ground plane.
2. EUT is set 3m away from the receiving antenna, which is varied from 1m to 4m height to find out the highest emissions.
3. Receiver or Spectrum analyzer configuration
 - (a)120kHz measurement bandwidth of test receiver and Quasi-peak detector is for radiated emission below 1GHz.
 - (b)RBW=1MHz, VBW=3MHz and Peak detector is for peak measured value of radiated emission above 1GHz.
 - (c)RBW=1MHz, VBW=10Hz(1/T) and Peak detector is for average measured value of radiated emission above 1GHz.

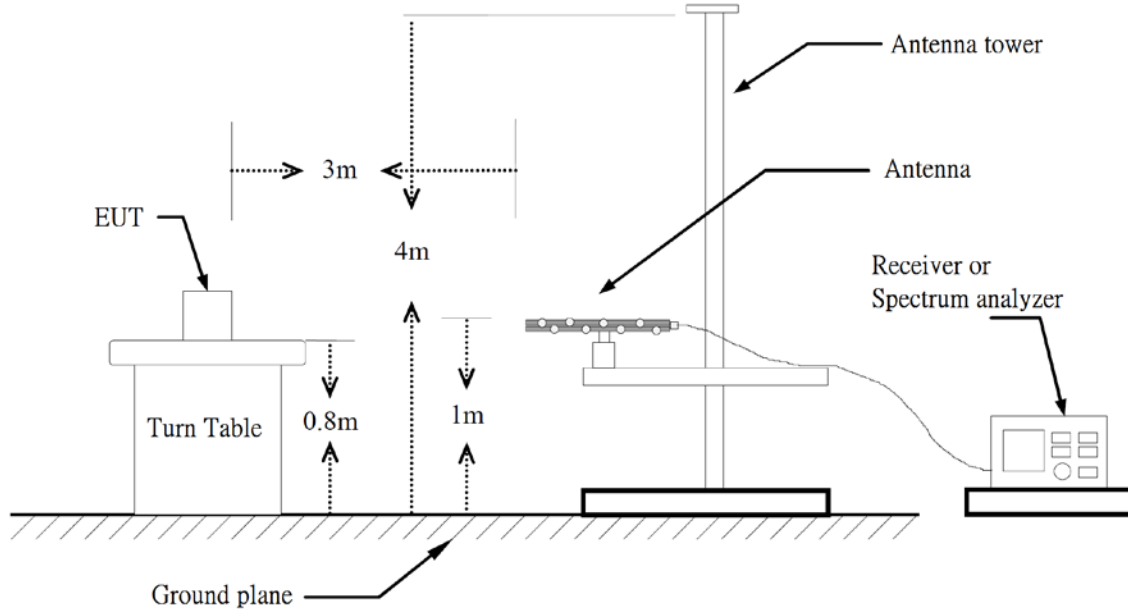
3.2.3 Limits

Frequency (MHz)	Field strength (uV/m)	Measurement distance (meters)
0.009-0.490	2400/F(kHz)	300
0.490-1.705	24000/F(kHz)	30
1.705-30.0	30	30
30-88	100	3
88-216	150	3
216-960	200	3
Above 960	500	3

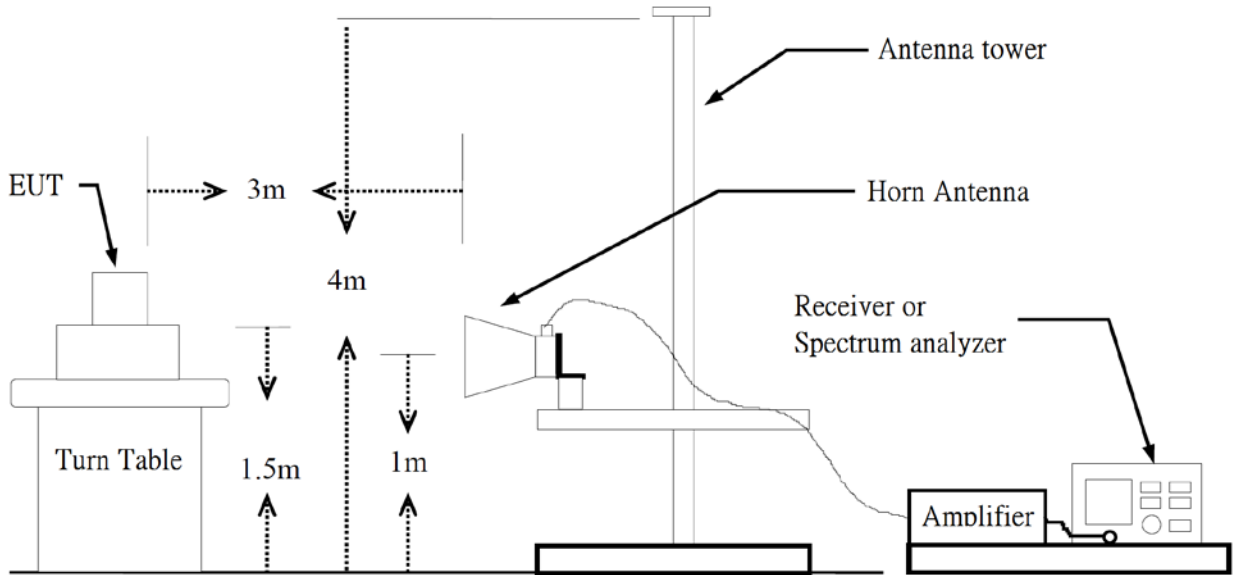
Registration number: W6M22308-22913-C-1

FCC ID: YWO-E01D

3.2.4 Test Setup



Below 1 GHz



Above 1 GHz

3.2.5 Test results (With Environmental Conditions)

Explanation: See attached diagrams in Appendix.



Registration number: W6M22308-22913-C-1

FCC ID: YWO-E01D

3.3 Emissions in nonrestricted frequency bands

3.3.1 Applicable Standard

FCC Rules: 15.247(d)

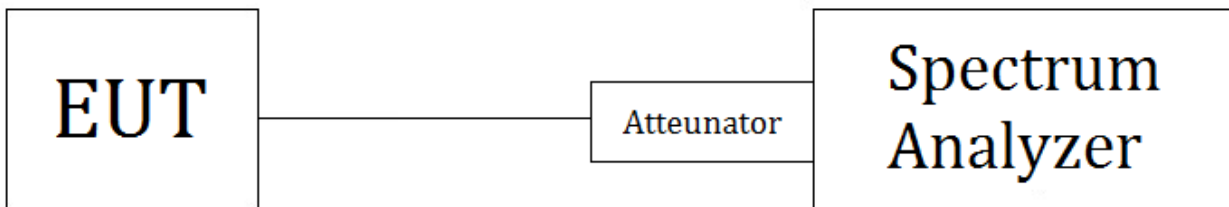
In any 100 kHz bandwidth outside the frequency band in which the intentional radiator is operating, the radio frequency power that is produced by the intentional radiator shall be at least 20dB below that in the 100 kHz bandwidth within the band that contains the highest level of the desired power, based on either an RF conducted or a radiated measurement. Attenuation below the general limits specified in § 15.209(a) is not required.

In addition radiated emission which fall in the restricted bands, as defined in section 15.205(a), must also with the radiated emission limits.

3.3.2 Test procedure

1. Set RBW = 100 kHz , VBW $\geq [3 \times \text{RBW}]$
2. Set Detector = peak , Sweep time = auto , Trace mode = max hold, and allow sweep to continue until the trace stabilizes
3. Measure the highest amplitude appearing on spectral display and set it as a reference level. Plot the graph with marking the highest point and edge frequency.

3.3.3 Test setup




3.3.4 Limits

See 3.3.1

3.3.5 Test Environmental Conditions

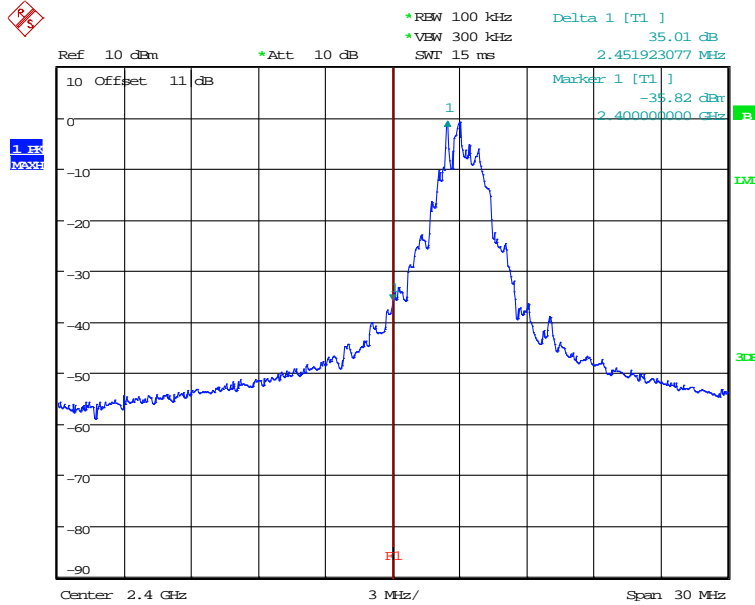
Test date: 2023-09-10 Temperature: 24.7°C Humidity: 55.8% Tester: Sora



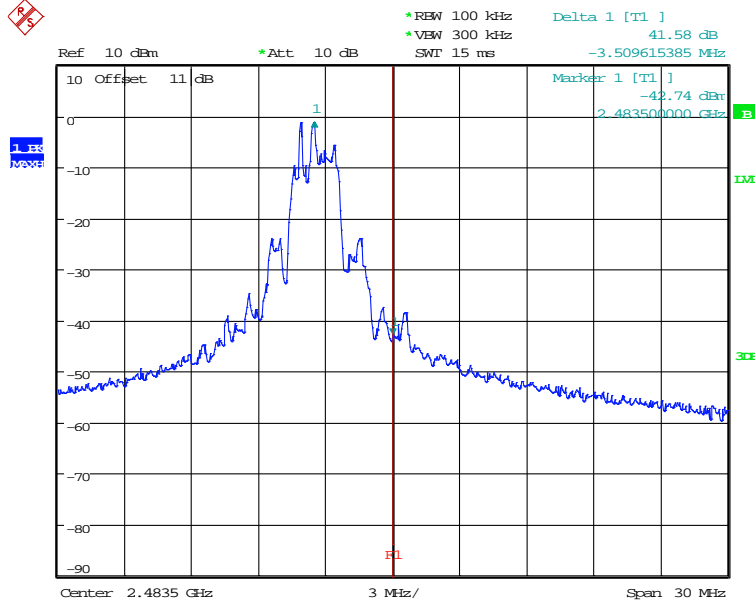
Registration number: W6M22308-22913-C-1

FCC ID: YWO-E01D

3.3.6 Test results




BANDEDGE 2403MHz
Date: 10.SEP.2023 14:15:22



BANDEDGE 2480MHz
Date: 10.SEP.2023 14:12:09

Test equipment used: Please see test equipment utilized (RF Conducted).



Registration number: W6M22308-22913-C-1
FCC ID: YWO-E01D

3.4 Minimum 6 dB Bandwidth

3.4.1 Applicable Standard

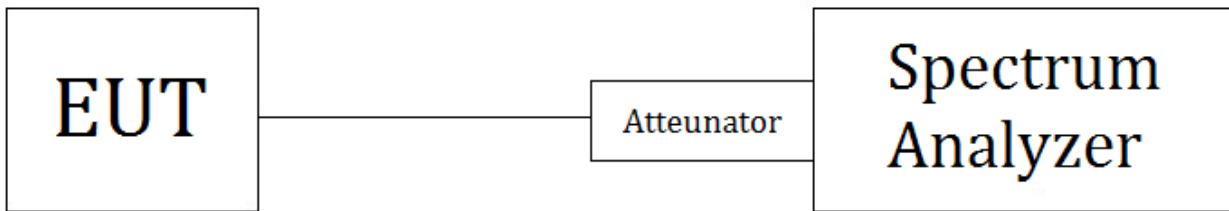
FCC Rules: 15.247(a)(2)

Systems using digital modulation techniques may operate in the 902-928 MHz, 2400-2483.5 MHz, and 5725-5850 MHz bands. The minimum 6 dB bandwidth shall be at least 500 kHz.

3.4.2 Test procedure

1. Set RBW = 100 kHz , Set the VBW $\geq [3 \times \text{RBW}]$.
2. Set Detector = peak , Trace mode = max hold , Sweep = auto couple and allow the trace to stabilize.
3. Measure the maximum width of the emission that is constrained by the frequencies associated with the two outermost amplitude points (upper and lower frequencies) that are attenuated by 6 dB relative to the maximum level measured in the fundamental emission.

3.4.3 Test setup



3.4.4 Limits

Frequency Range (MHz)	Limits (kHz)
902-928	≥ 500
2400-2483.5	
5725-5850	

3.4.5 Test Environmental Conditions

Test date: 2023-09-10 Temperature: 24.7°C Humidity: 55.8% Tester: Sora



Registration number: W6M22308-22913-C-1

FCC ID: YWO-E01D


3.4.6 Test results



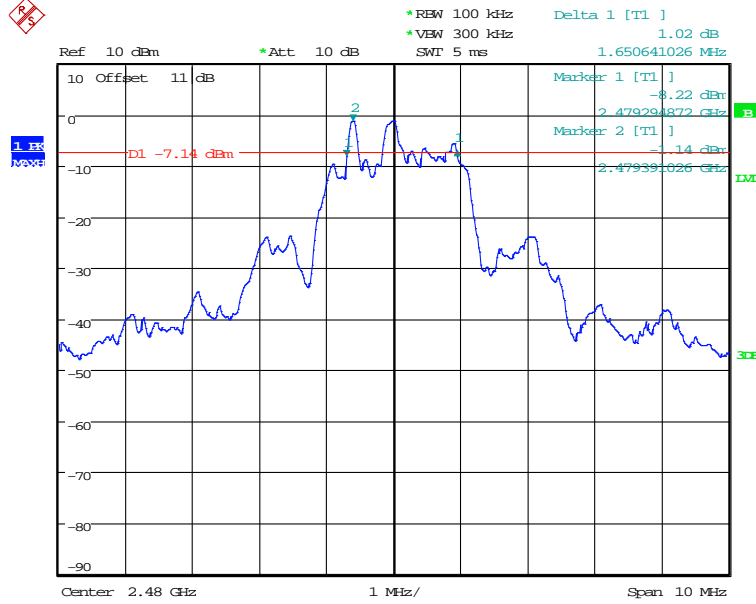
6DB BANDWIDTH 2403MHz
Date: 10.SEP.2023 14:01:18



6DB BANDWIDTH 2441MHz
Date: 10.SEP.2023 14:03:39




Registration number: W6M22308-22913-C-1
FCC ID: YWO-E01D



6DB BANDWIDTH 2480MHz
Date: 10.SEP.2023 14:09:53

Test equipment used: Please see test equipment utilized (RF Conducted).



Registration number: W6M22308-22913-C-1
FCC ID: YWO-E01D

3.5 Peak Power Spectral Density

3.5.1 Applicable Standard

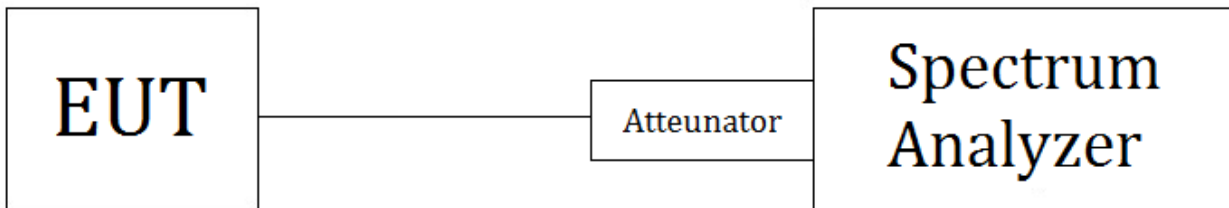
FCC Rules: 15.247(e)

For digitally modulated systems, the power spectral density conducted from the intentional radiator to the antenna shall not be greater than 8 dBm in any 3 kHz band during any time interval of continuous transmission. This power spectral density shall be determined in accordance with the provisions of paragraph (b) of this section. The same method of determining the conducted output power shall be used to determine the power spectral density.

3.5.2 Test procedure

1. Set the RBW to $3\text{ kHz} \leq \text{RBW} \leq 100\text{ kHz}$, the VBW $\geq [3 \times \text{RBW}]$.
2. Set Detector = peak , Sweep time = auto couple , Trace mode = max hold and allow trace to fully stabilize
3. Use the peak marker function to determine the maximum amplitude level within the RBW.

3.5.3 Test setup



3.5.4 Limits

Frequency Range (MHz)	Limits (dBm/3KHz)
902-928	8
2400-2483.5	
5725-5850	

3.5.5 Test Environmental Conditions

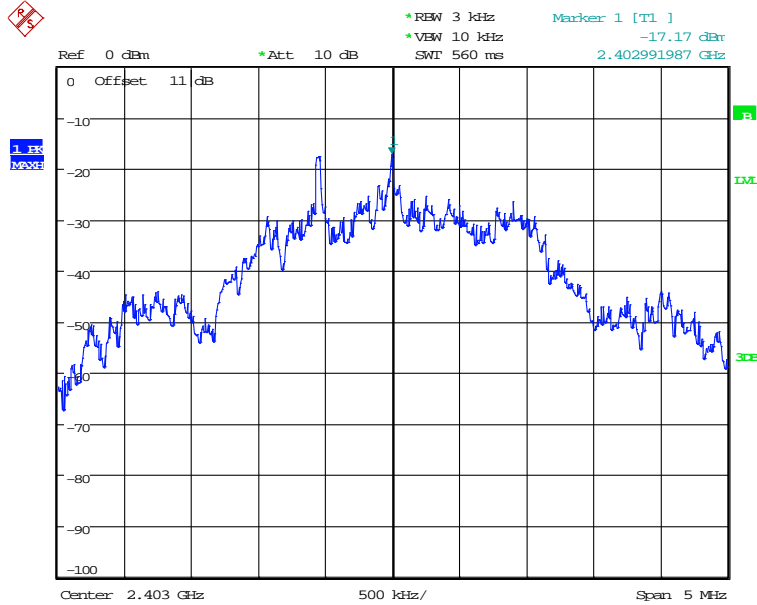
Test date: 2023-09-10 Temperature: 24.7°C Humidity: 55.8% Tester: Sora



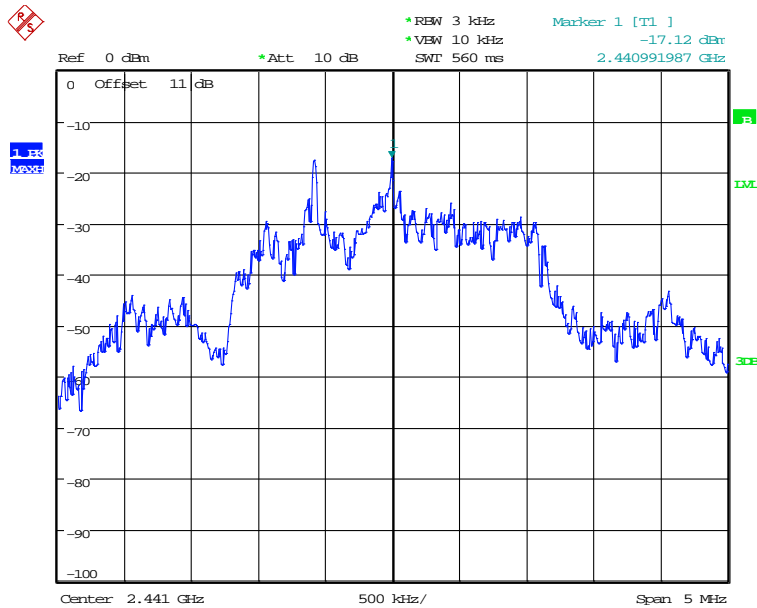
Registration number: W6M22308-22913-C-1

FCC ID: YWO-E01D


3.5.6 Test results



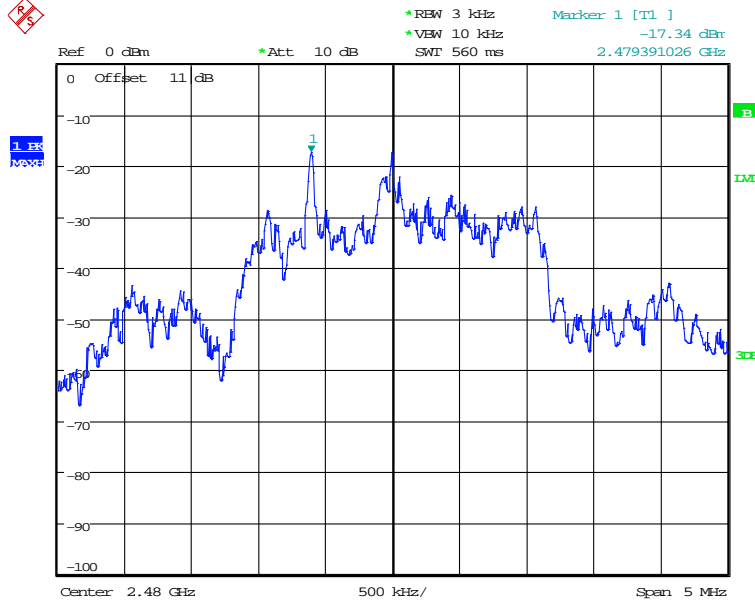
POWER DENSITY 2403MHz
Date: 10.SEP.2023 14:30:11



POWER DENSITY 2441MHz
Date: 10.SEP.2023 14:28:24



Registration number: W6M22308-22913-C-1
FCC ID: YWO-E01D



POWER DENSITY 2480MHz
Date: 10.SEP.2023 14:27:13

Test equipment used: Please see test equipment utilized (RF Conducted).

Registration number: W6M22308-22913-C-1
 FCC ID: YWO-E01D

3.6 Power Line Conducted Emission

3.6.1 Applicable Standard

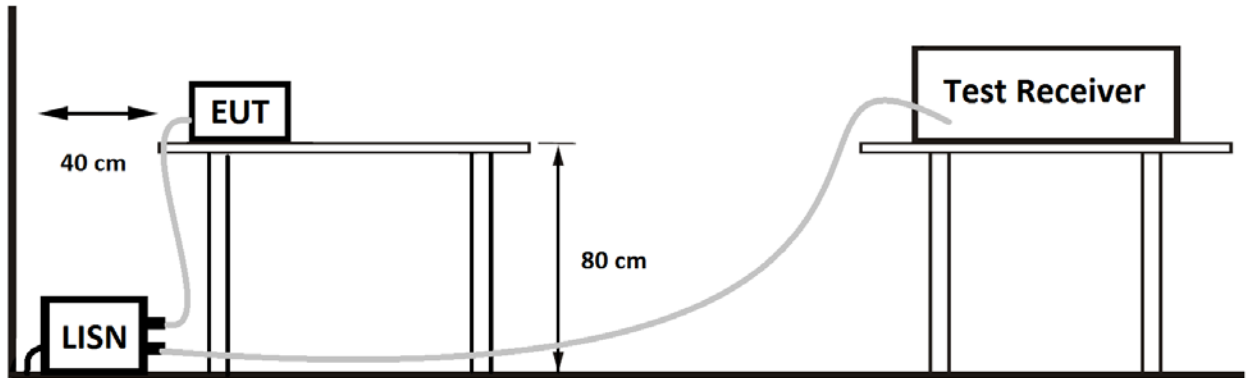
FCC Rules:15.207(a)

For an intentional radiator which is designed to be connected to the public utility (AC) power line, the radio frequency voltage that is conducted back onto the AC line on any frequency or frequencies within the band 150 kHz to 30 MHz shall not exceed the limits in the table bellows with this provision shall be based on the measurement of the radio frequency voltage between each power line and ground at the power terminals.

3.6.2 Test procedure


1. EUT is placed on a test table, raised 80 cm above the reference ground plane. The vertical conducting plane is located 40 cm to the rear of the device.
2. Connect EUT to a 50 μ H/50 ohms line impedance stabilization network (LISN). AC input is 120V/60Hz
3. This measurement was transact first with instrumentation using an average and peak detector and a 10 kHz bandwidth. If the peak detector achieves a calculated level, the measurement is repeated by an instrumentation using a quasi-peak detector.

3.6.3 Test setup



3.6.4 Limits

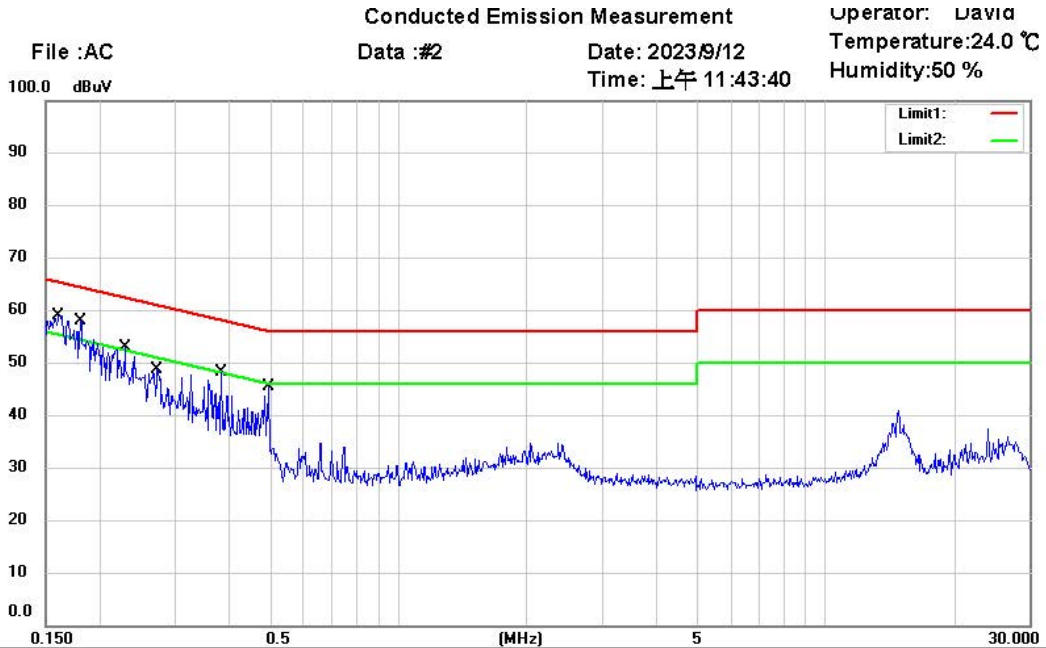
Frequency of emission (MHz)	Conducted limit (dB μ V)	
	Quasi-peak	Average
0.15-0.5	66 to 56	56 to 46
0.5-5	56	46
5-30	60	50



Registration number: W6M22308-22913-C-1

FCC ID: YWO-E01D

3.6.5 Test results (With Environmental Conditions)



Site : Chamber_03

Condition : FCC Part 15 Class B Conduction(QP)

Phase: N

EUT : W6M22308-22913


Power : 120 V.a.c.

M/N:

Test Mode :

Note :

Mk.	Frequency (MHz)	Reading (dBuV)	Detector	Corrected factor(dB)	Result (dBuV)	Limit (dBuV)	Margin (dB)	Comment
*	0.1607	41.90	QP	9.59	51.49	65.43	-13.94	
	0.1607	22.29	AVG	9.59	31.88	55.43	-23.55	
	0.1806	38.47	QP	9.59	48.06	64.46	-16.40	
	0.1806	20.78	AVG	9.59	30.37	54.46	-24.09	
	0.2291	31.02	QP	9.60	40.62	62.48	-21.86	
	0.2291	14.49	AVG	9.60	24.09	52.48	-28.39	
	0.2730	26.82	QP	9.61	36.43	61.03	-24.60	
	0.2730	12.11	AVG	9.61	21.72	51.03	-29.31	
	0.3837	21.22	QP	9.64	30.86	58.20	-27.34	
	0.3837	9.25	AVG	9.64	18.89	48.20	-29.31	
	0.4955	21.56	QP	9.64	31.20	56.08	-24.88	
	0.4955	13.27	AVG	9.64	22.91	46.08	-23.17	



Worldwide Testing Services(Taiwan) Co., Ltd.

Registration number: W6M22308-22913-C-1
 FCC ID: YWO-E01D

Conducted Emission Measurement

Operator: David

Data :#1

Date: 2023/9/12

Temperature:24.0 °C

Time: 上午 11:40:00

Humidity:50 %



Site : Chamber_03

Condition : FCC Part 15 Class B Conduction(QP)

Phase: L1

EUT : W6M22308-22913

Power : 120 V.a.c.

M/N:


Test Mode :

Note :

Mk.	Frequency (MHz)	Reading (dBuV)	Detector	Corrected factor(dB)	Result (dBuV)	Limit (dBuV)	Margin (dB)	Comment
*	0.1675	42.52	QP	9.63	52.15	65.08	-12.93	
	0.1675	24.21	AVG	9.63	33.84	55.08	-21.24	
	0.1884	40.31	QP	9.63	49.94	64.11	-14.17	
	0.1884	19.84	AVG	9.63	29.47	54.11	-24.64	
	0.2225	32.09	QP	9.63	41.72	62.73	-21.01	
	0.2225	14.14	AVG	9.63	23.77	52.73	-28.96	
	0.2457	30.64	QP	9.64	40.28	61.90	-21.62	
	0.2457	12.06	AVG	9.64	21.70	51.90	-30.20	
	0.3127	26.31	QP	9.65	35.96	59.90	-23.94	
	0.3127	10.68	AVG	9.65	20.33	49.90	-29.57	
	0.3478	23.16	QP	9.66	32.82	59.01	-26.19	
	0.3478	11.10	AVG	9.66	20.76	49.01	-28.25	

Explanation: ./.

Test equipment used: Please see test equipment utilized (AC Conducted).



Registration number: W6M22308-22913-C-1
FCC ID: YWO-E01D

Appendix

Measurement diagrams

Radiated Emission



Address:6F.,No.58,Ln 188,Ruey Kuang Rd,Neihu,Taipei
 Tel:+886-2-6606-8877
 Fax:+886-2-6606-8875

Radiated Emission Measurement

Operator: Gino

File :1_2

Data :#1

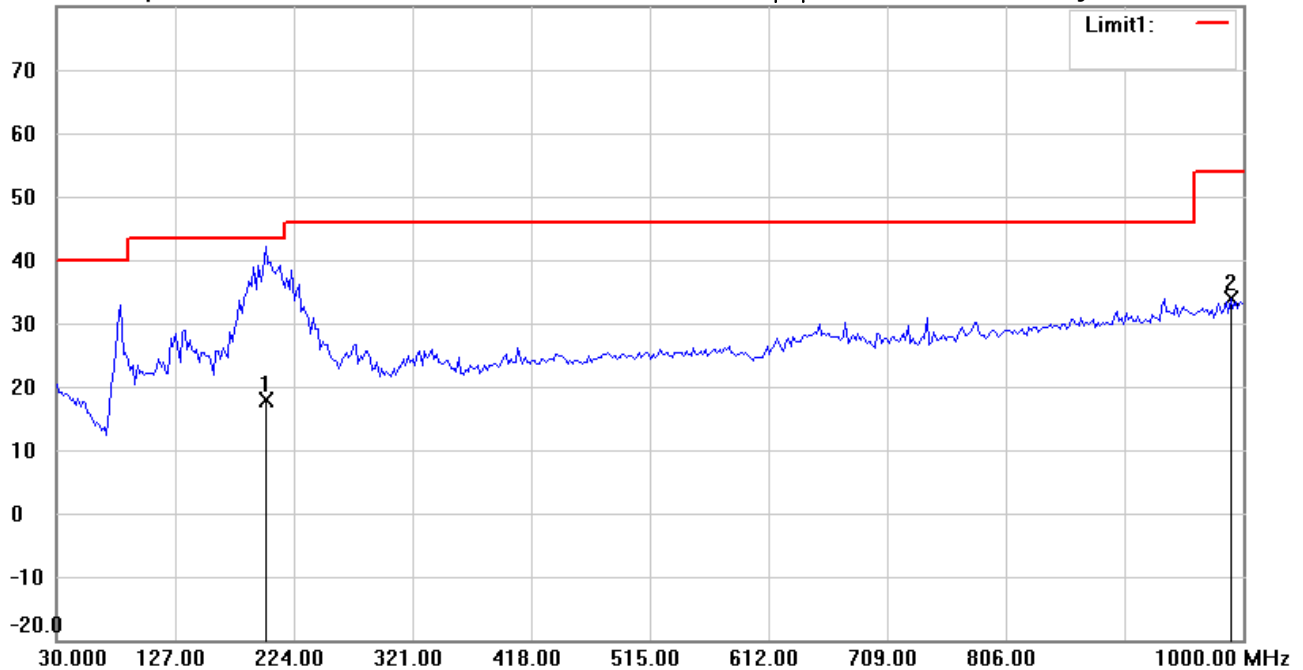
Date: 2023/9/6

Temperature:28.2 °C

80.0 dBuV/m

Time: 下午 05:55:33

Humidity:58.6 %



Site : Chamber

Condition : FCC_part 15 RE-Class C_30-1000MHz

Polarization: *Horizontal*

EUT : W6M22308-22913

Power : 5 Vd.c.

M/N:

Distance: 3m

Test Mode : TX 2403 MHz

Note :

Mk.	Frequency (MHz)	Reading (dBuV)	Detector	Corr. factor (dB/m)	Result (dBuV/m)	Limit (dBuV/m)	Ant.Pos (cm)	Tab.Pos (deg.)	Margin (dB)	Comment
	201.0621	28.89	QP	-10.89	18.00	43.50	100	144	-25.50	
*	990.2806	27.95	peak	5.93	33.88	54.00	100	236	-20.12	

*:Maximum data x:Over limit !:over margin



Radiated Emission Measurement

Operator: Gino

File :1_2

Data :#2

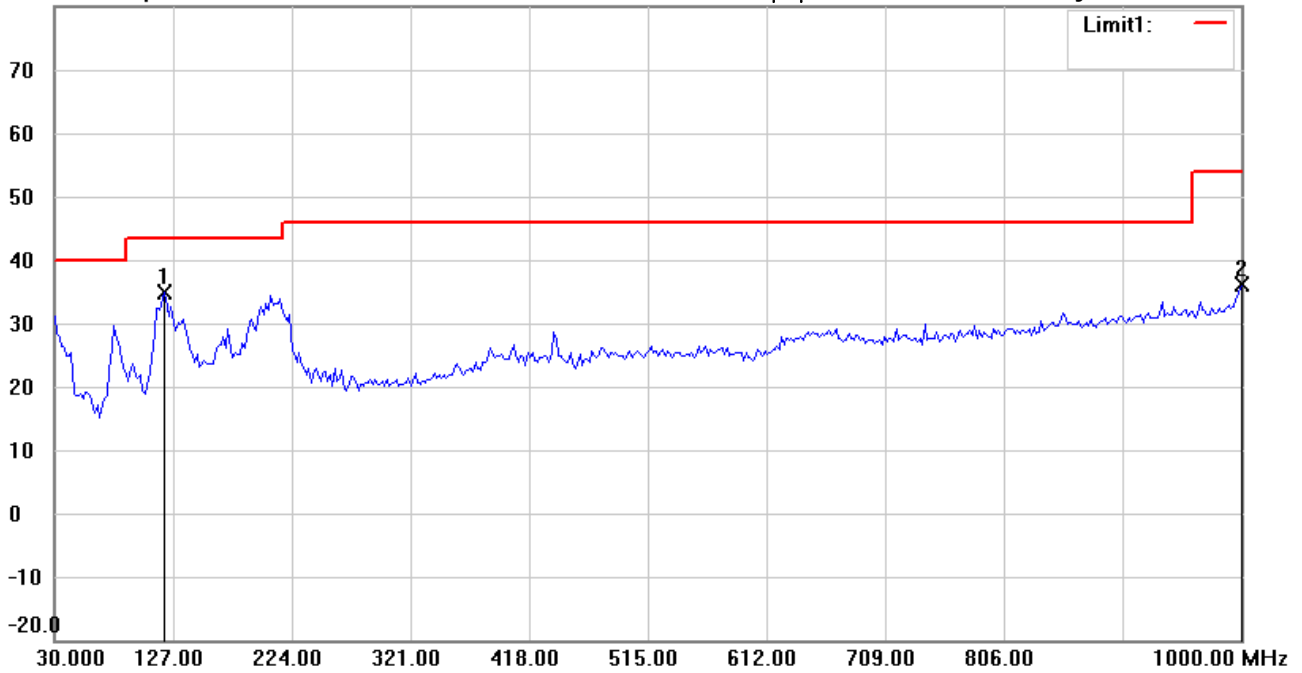
Date: 2023/9/6

Temperature:28.2 °C

80.0 dBuV/m

Time: 下午 05:56:34

Humidity:58.6 %



Site : Chamber

Condition : FCC_part 15 RE-Class C_30-1000MHz

Polarization: **Vertical**

EUT : W6M22308-22913

Power : 5 Vd.c.

M/N:

Distance: 3m

Test Mode : TX 2403 MHz

Note :

Mk.	Frequency (MHz)	Reading (dBuV)	Detector	Corr. factor (dB/m)	Result (dBuV/m)	Limit (dBuV/m)	Ant.Pos (cm)	Tab.Pos (deg.)	Margin (dB)	Comment
*	119.4188	41.18	peak	-6.27	34.91	43.50	100	106	-8.59	
	1000.0000	29.99	peak	6.26	36.25	54.00	100	311	-17.75	



Address:6F.,No.58,Ln 188,Ruey Kuang Rd,Neihu,Taipei
 Tel:+886-2-6606-8877
 Fax:+886-2-6606-8875

Radiated Emission Measurement

Operator: Jeff

File :3

Data :#1

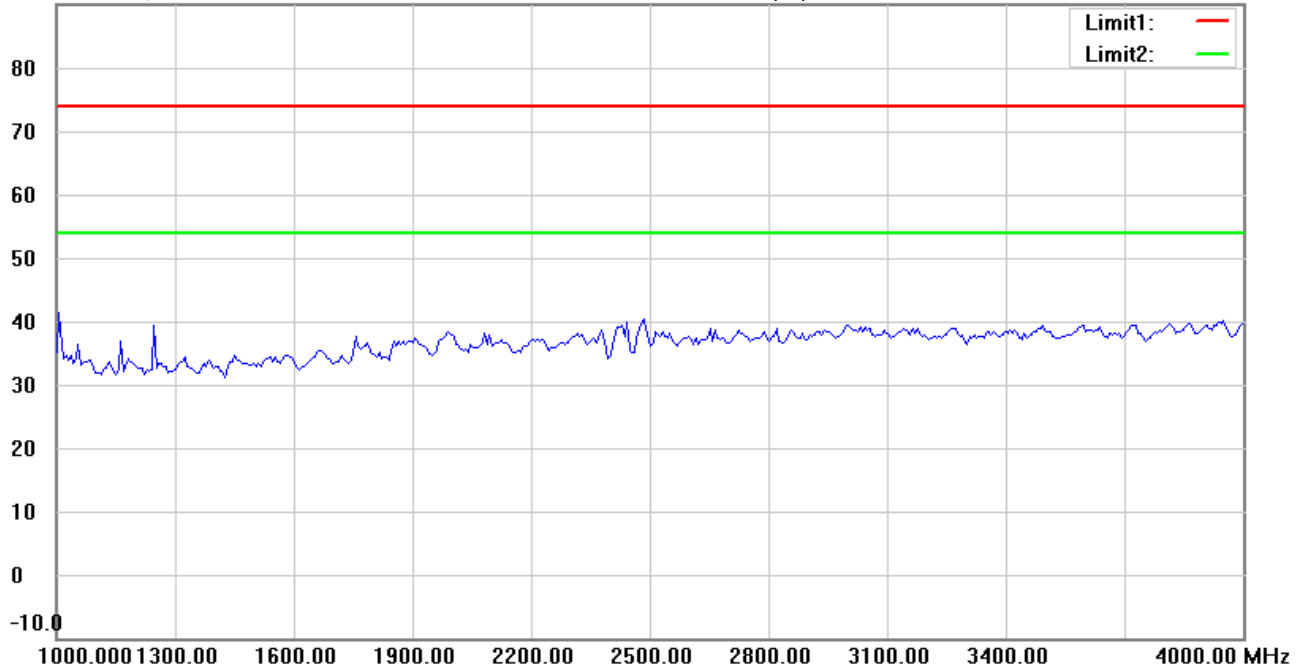
Date: 2023/9/6

Temperature:28.2 °C

90.0 dBuV/m

Time: 下午 05:04:05

Humidity:58.6 %



Site : Chamber

Condition : FCC_part 15 RE-Class C_Above 1GHz_PK

Polarization: *Horizontal*

EUT : W6M22308-22913

Power : 5 Vd.c.

M/N:

Distance: 3m

Test Mode : TX 2441 MHz

Note :

Mk.	Frequency (MHz)	Reading (dBuV)	Detector	Corr. factor (dB/m)	Result (dBuV/m)	Limit (dBuV/m)	Ant.Pos (cm)	Tab.Pos (deg.)	Margin (dB)	Comment
-----	-----------------	----------------	----------	---------------------	-----------------	----------------	--------------	----------------	-------------	---------

*:Maximum data x:Over limit !:over margin



Address:6F.,No.58,Ln 188,Ruey Kuang Rd,Neihu,Taipei
 Tel:+886-2-6606-8877
 Fax:+886-2-6606-8875

Radiated Emission Measurement

Operator: Jeff

File :3

Data :#6

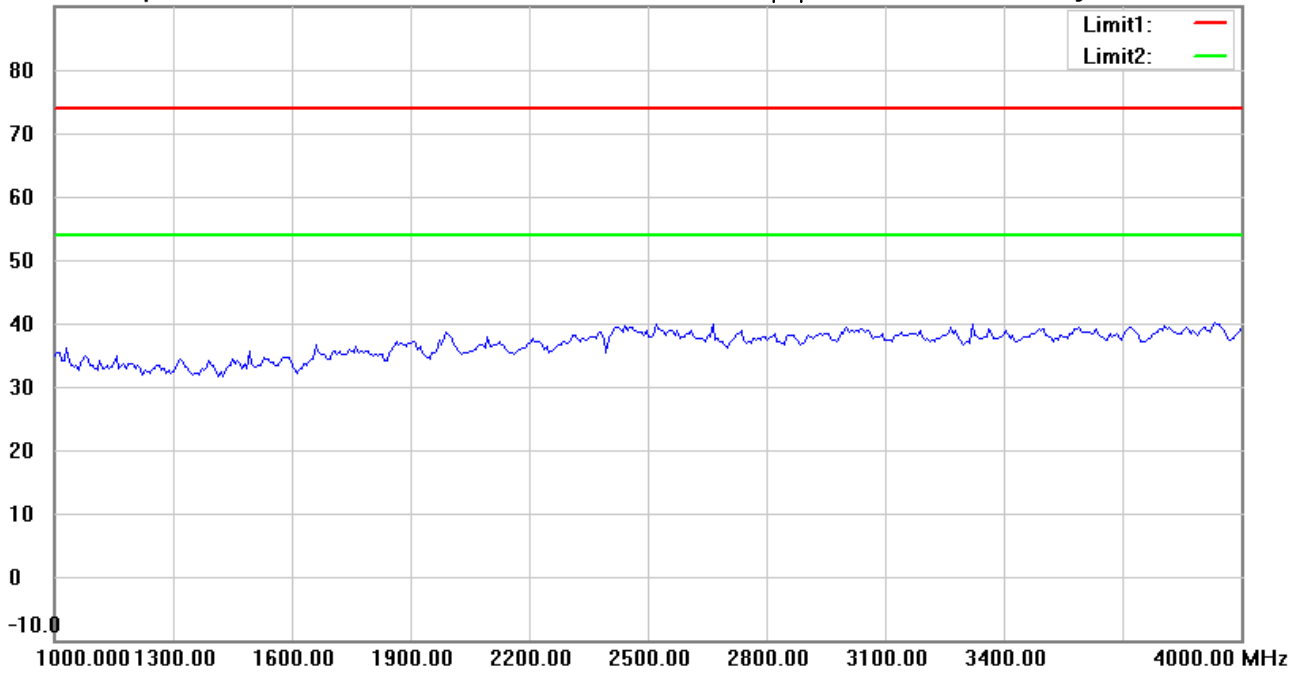
Date: 2023/9/6

Temperature:28.2 °C

90.0 dBuV/m

Time: 下午 05:07:46

Humidity:58.6 %



Site : Chamber

Condition : FCC_part 15 RE-Class C_Above 1GHz_PK

Polarization: *Vertical*

EUT : W6M22308-22913

Power : 5 Vd.c.

M/N:

Distance: 3m

Test Mode : TX 2441 MHz

Note :

Mk.	Frequency (MHz)	Reading (dBuV)	Detector	Corr. factor (dB/m)	Result (dBuV/m)	Limit (dBuV/m)	Ant.Pos (cm)	Tab.Pos (deg.)	Margin (dB)	Comment
-----	-----------------	----------------	----------	---------------------	-----------------	----------------	--------------	----------------	-------------	---------

*:Maximum data x:Over limit !:over margin



Address:6F.,No.58,Ln 188,Ruey Kuang Rd,Neihu,Taipei
 Tel:+886-2-6606-8877
 Fax:+886-2-6606-8875

Radiated Emission Measurement

Operator: Jeff

File :3

Data :#2

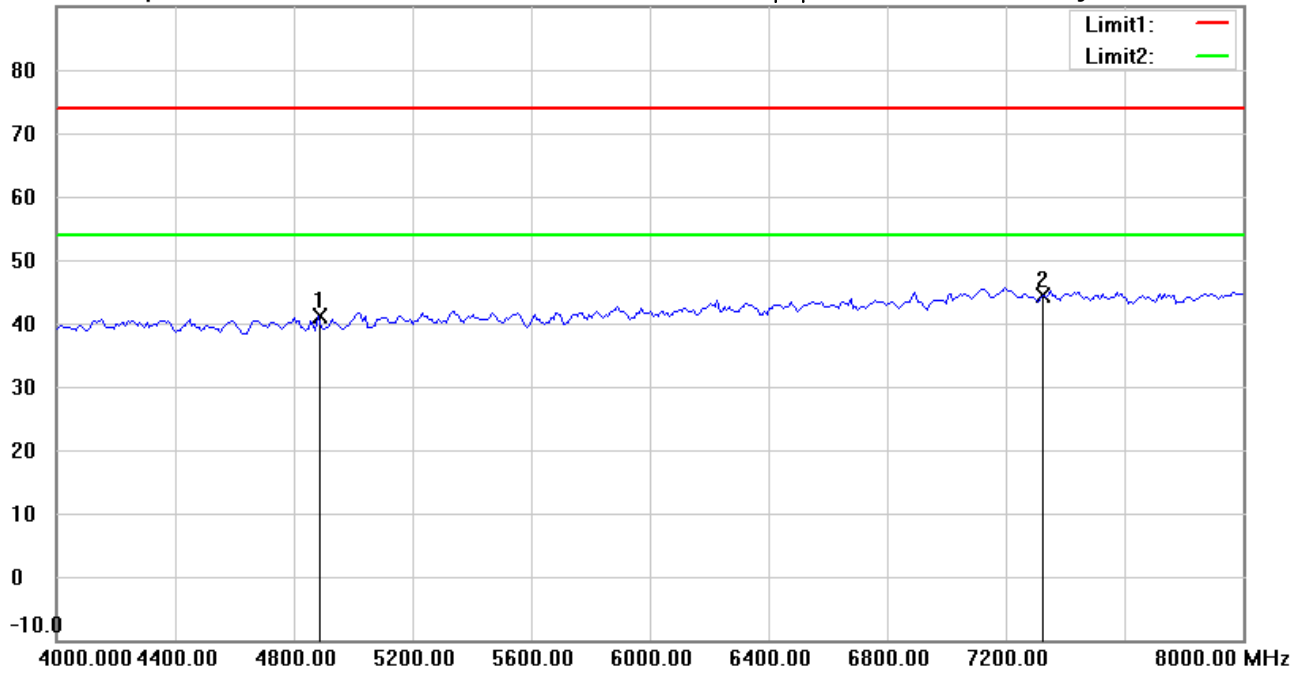
Date: 2023/9/6

Temperature:28.2 °C

90.0 dBuV/m

Time: 下午 05:05:07

Humidity:58.6 %



Site : Chamber

Condition : FCC_part 15 RE-Class C_Above 1GHz_PK

Polarization: *Horizontal*

EUT : W6M22308-22913

Power : 5 Vd.c.

M/N:

Distance: 3m

Test Mode : TX 2441 MHz

Note :

Mk.	Frequency (MHz)	Reading (dBuV)	Detector	Corr. factor (dB/m)	Result (dBuV/m)	Limit (dBuV/m)	Ant.Pos (cm)	Tab.Pos (deg.)	Margin (dB)	Comment
	4881.764	42.49	peak	-1.40	41.09	74.00	150	73	-32.91	
*	7323.000	40.76	peak	3.60	44.36	74.00	150	23	-29.64	

*:Maximum data x:Over limit !:over margin



Radiated Emission Measurement

Operator: Jeff

File :3

Data :#7

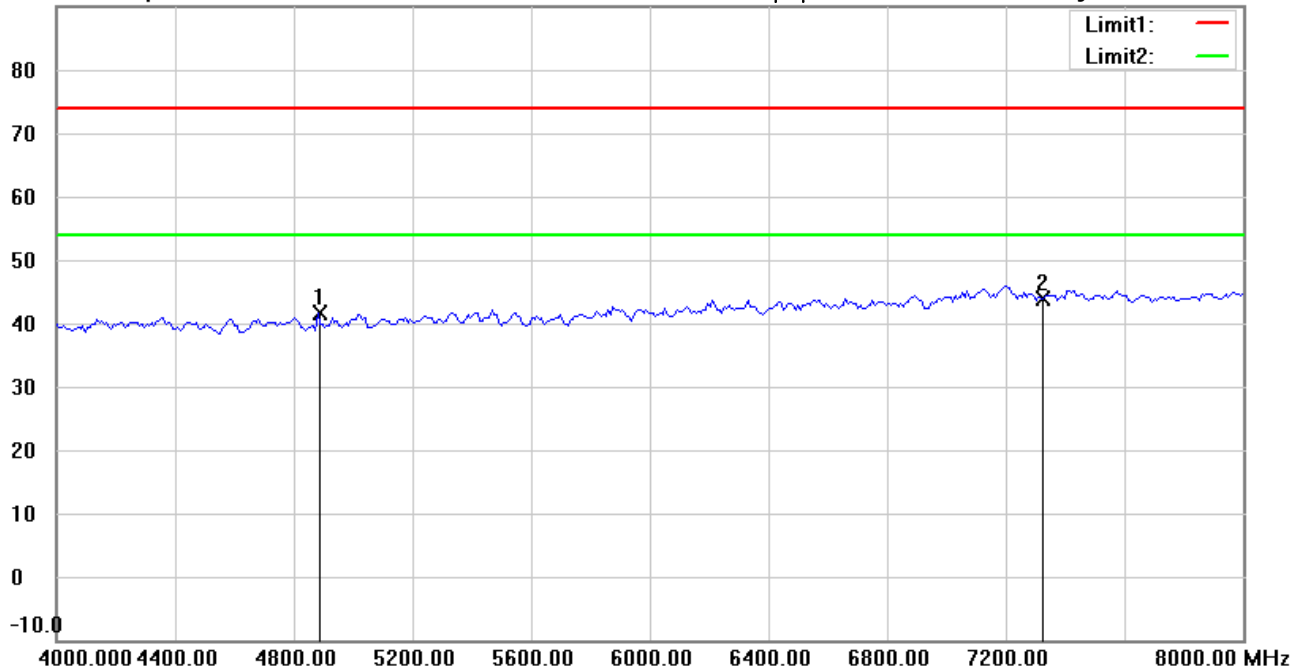
Date: 2023/9/6

Temperature:28.2 °C

90.0 dBuV/m

Time: 下午 05:08:48

Humidity:58.6 %



Site : Chamber

Condition : FCC_part 15 RE-Class C_Above 1GHz_PK

EUT : W6M22308-22913

M/N:

Test Mode : TX 2441 MHz

Note :

Polarization: **Vertical**

Power : 5 Vd.c.

Distance: 3m

Mk.	Frequency (MHz)	Reading (dBuV)	Detector	Corr. factor (dB/m)	Result (dBuV/m)	Limit (dBuV/m)	Ant.Pos (cm)	Tab.Pos (deg.)	Margin (dB)	Comment
	4881.764	43.09	peak	-1.40	41.69	74.00	150	37	-32.31	
*	7323.000	40.20	peak	3.60	43.80	74.00	150	228	-30.20	



Address:6F.,No.58,Ln 188,Ruey Kuang Rd,Neihu,Taipei
 Tel:+886-2-6606-8877
 Fax:+886-2-6606-8875

Radiated Emission Measurement

Operator: Jeff

File :3

Data :#3

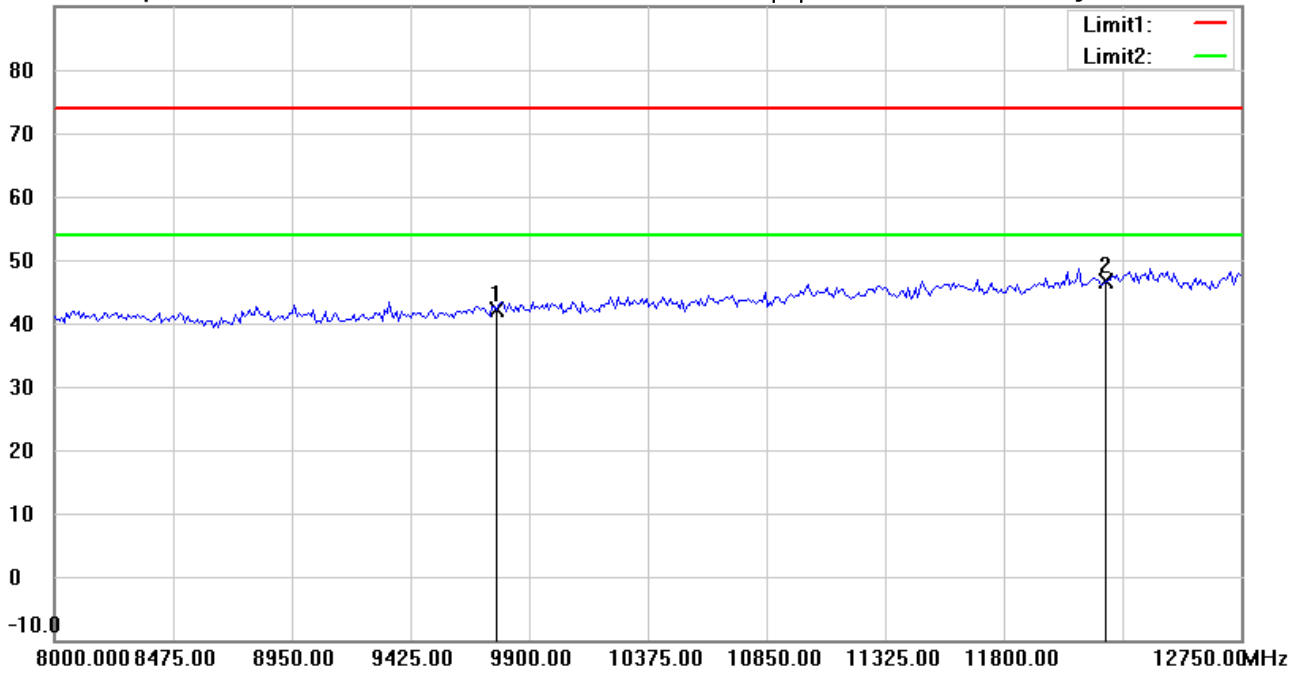
Date: 2023/9/6

Temperature:28.2 °C

90.0 dBuV/m

Time: 下午 05:06:17

Humidity:58.6 %



Site : Chamber

Condition : FCC_part 15 RE-Class C_Above 1GHz_PK

Polarization: *Horizontal*

EUT : W6M22308-22913

Power : 5 Vd.c.

M/N:

Distance: 3m

Test Mode : TX 2441 MHz

Note :

Mk.	Frequency (MHz)	Reading (dBuV)	Detector	Corr. factor (dB/m)	Result (dBuV/m)	Limit (dBuV/m)	Ant.Pos (cm)	Tab.Pos (deg.)	Margin (dB)	Comment
	9764.000	34.86	peak	7.26	42.12	74.00	150	174	-31.88	
*	12205.000	33.11	peak	13.49	46.60	74.00	150	82	-27.40	

*:Maximum data x:Over limit !:over margin



Address:6F.,No.58,Ln 188,Ruey Kuang Rd,Neihu,Taipei
 Tel:+886-2-6606-8877
 Fax:+886-2-6606-8875

Radiated Emission Measurement

Operator: Jeff

File :3

Data :#8

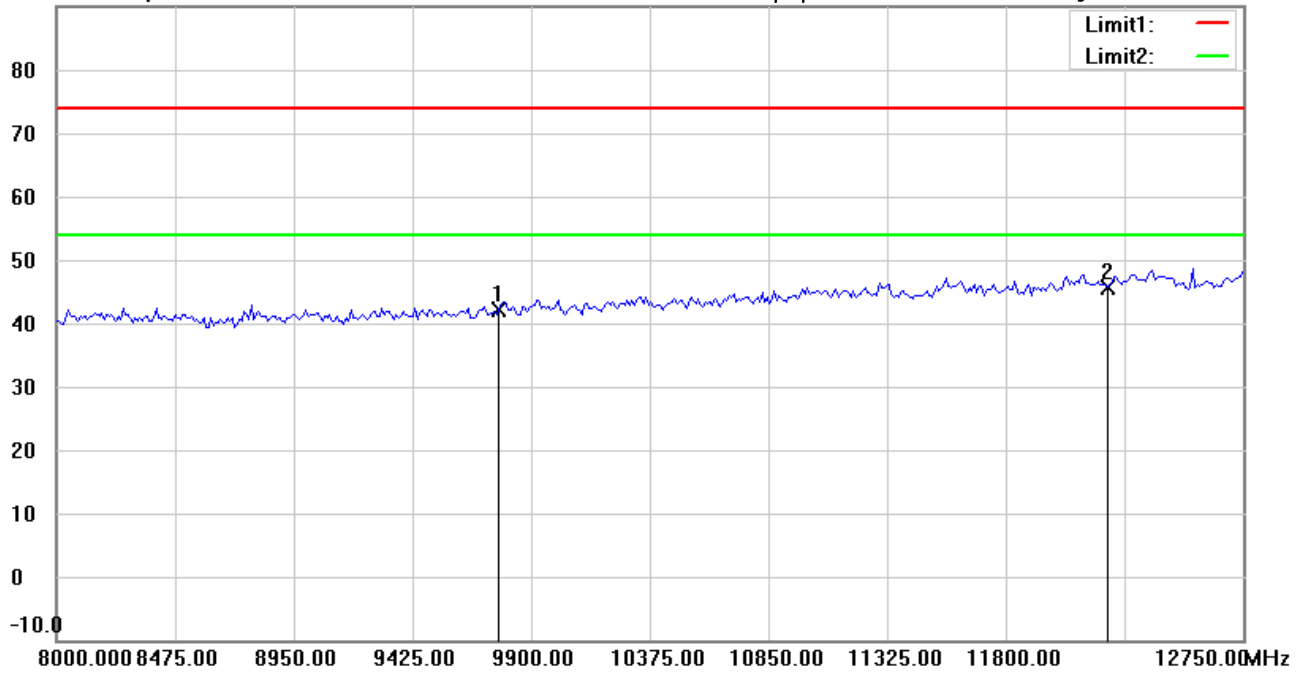
Date: 2023/9/6

Temperature:28.2 °C

90.0 dBuV/m

Time: 下午 05:09:50

Humidity:58.6 %



Site : Chamber

Condition : FCC_part 15 RE-Class C_Above 1GHz_PK

Polarization: **Vertical**

EUT : W6M22308-22913

Power : 5 Vd.c.

M/N:

Distance: 3m

Test Mode : TX 2441 MHz

Note :

Mk.	Frequency (MHz)	Reading (dBuV)	Detector	Corr. factor (dB/m)	Result (dBuV/m)	Limit (dBuV/m)	Ant.Pos (cm)	Tab.Pos (deg.)	Margin (dB)	Comment
	9764.000	34.76	peak	7.26	42.02	74.00	150	17	-31.98	
*	12205.000	32.22	peak	13.49	45.71	74.00	150	321	-28.29	

*:Maximum data x:Over limit !:over margin



Address:6F.,No.58,Ln 188,Ruey Kuang Rd,Neihu,Taipei
 Tel:+886-2-6606-8877
 Fax:+886-2-6606-8875

Radiated Emission Measurement

Operator: Jeff

File :3

Data :#4

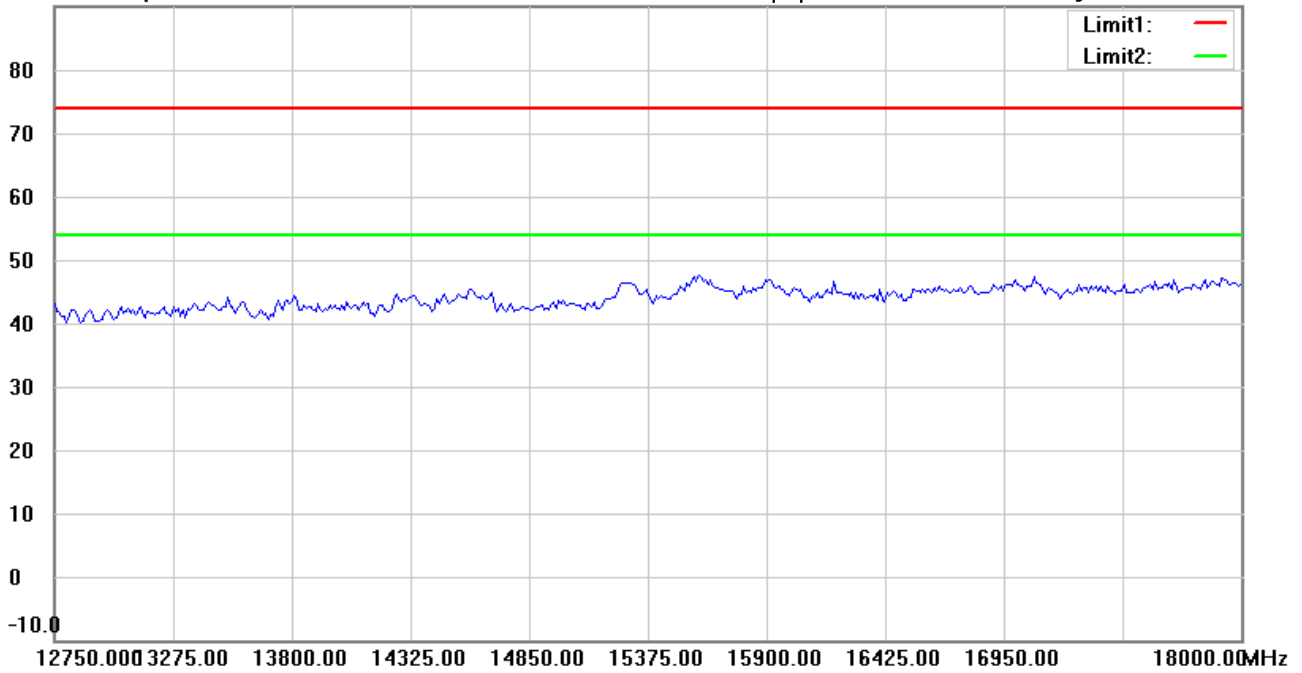
Date: 2023/9/6

Temperature:28.2 °C

90.0 dBuV/m

Time: 下午 05:06:31

Humidity:58.6 %



Site : Chamber

Condition : FCC_part 15 RE-Class C_Above 1GHz_PK

Polarization: *Horizontal*

EUT : W6M22308-22913

Power : 5 Vd.c.

M/N:

Distance: 3m

Test Mode : TX 2441 MHz

Note :

Mk.	Frequency (MHz)	Reading (dBuV)	Detector	Corr. factor (dB/m)	Result (dBuV/m)	Limit (dBuV/m)	Ant.Pos (cm)	Tab.Pos (deg.)	Margin (dB)	Comment
-----	-----------------	----------------	----------	---------------------	-----------------	----------------	--------------	----------------	-------------	---------

*:Maximum data x:Over limit !:over margin



Address:6F.,No.58,Ln 188,Ruey Kuang Rd,Neihu,Taipei
 Tel:+886-2-6606-8877
 Fax:+886-2-6606-8875

Radiated Emission Measurement

Operator: Jeff

File :3

Data :#9

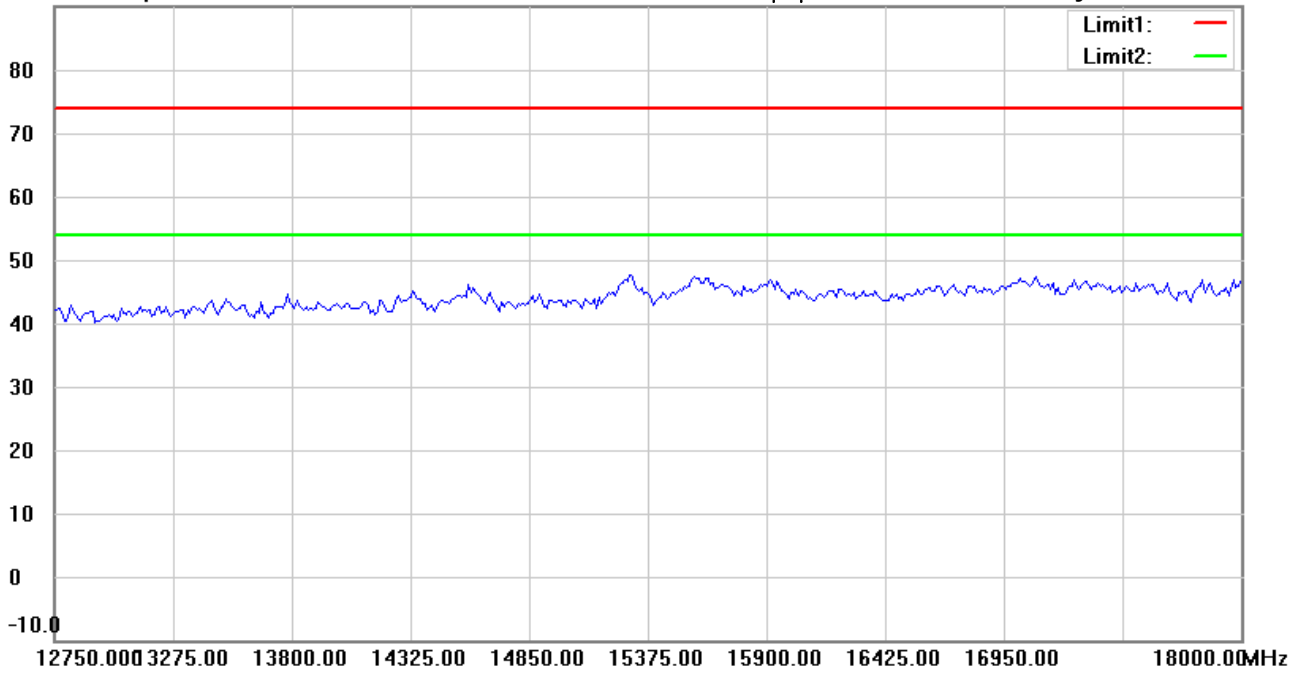
Date: 2023/9/6

Temperature:28.2 °C

90.0 dBuV/m

Time: 下午 05:10:04

Humidity:58.6 %



Site : Chamber

Condition : FCC_part 15 RE-Class C_Above 1GHz_PK

Polarization: *Vertical*

EUT : W6M22308-22913

Power : 5 Vd.c.

M/N:

Distance: 3m

Test Mode : TX 2441 MHz

Note :

Mk.	Frequency (MHz)	Reading (dBuV)	Detector	Corr. factor (dB/m)	Result (dBuV/m)	Limit (dBuV/m)	Ant.Pos (cm)	Tab.Pos (deg.)	Margin (dB)	Comment
-----	-----------------	----------------	----------	---------------------	-----------------	----------------	--------------	----------------	-------------	---------

*:Maximum data x:Over limit !:over margin



Address:6F.,No.58,Ln 188,Ruey Kuang Rd,Neihu,Taipei
 Tel:+886-2-6606-8877
 Fax:+886-2-6606-8875

Radiated Emission Measurement

Operator: Jeff

File :3

Data :#5

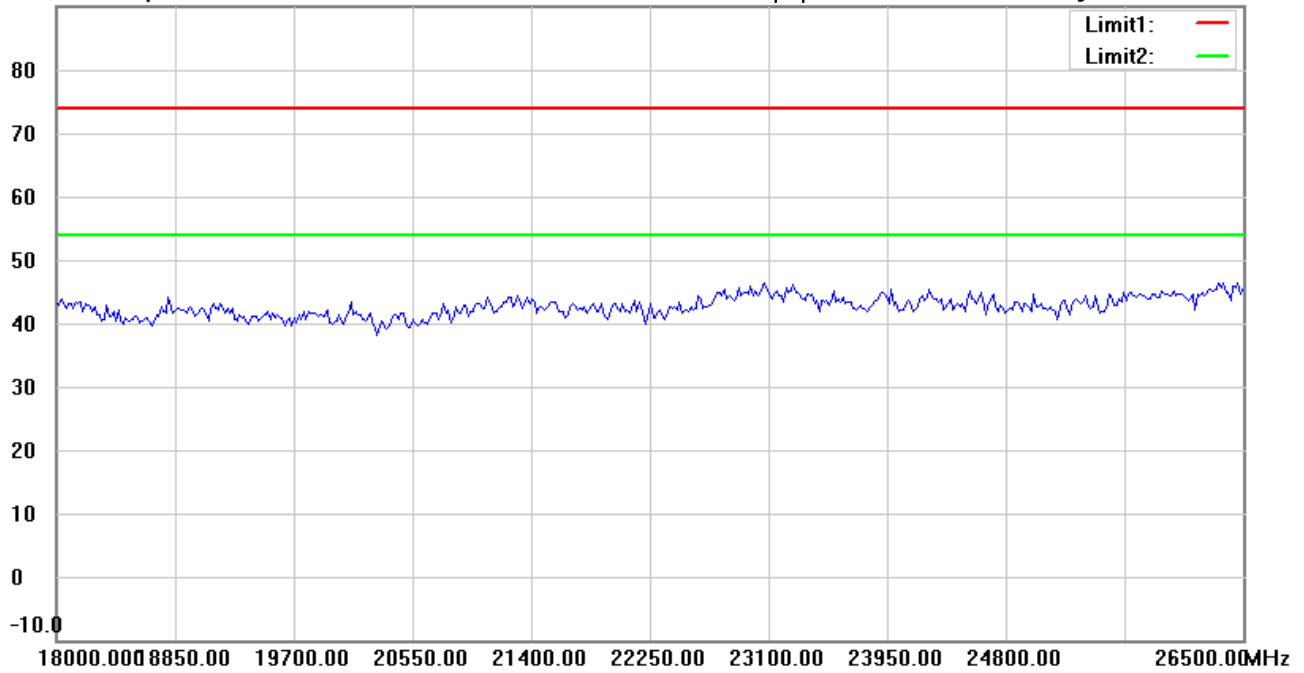
Date: 2023/9/6

Temperature:28.2 °C

90.0 dBuV/m

Time: 下午 05:06:41

Humidity:58.6 %



Site : Chamber

Condition : FCC_part 15 RE-Class C_Above 1GHz_PK

Polarization: *Horizontal*

EUT : W6M22308-22913

Power : 5 Vd.c.

M/N:

Distance: 3m

Test Mode : TX 2441 MHz

Note :

Mk.	Frequency (MHz)	Reading (dBuV)	Detector	Corr. factor (dB/m)	Result (dBuV/m)	Limit (dBuV/m)	Ant.Pos (cm)	Tab.Pos (deg.)	Margin (dB)	Comment
-----	-----------------	----------------	----------	---------------------	-----------------	----------------	--------------	----------------	-------------	---------

*:Maximum data x:Over limit !:over margin



Address:6F.,No.58,Ln 188,Ruey Kuang Rd,Neihu,Taipei
 Tel:+886-2-6606-8877
 Fax:+886-2-6606-8875

Radiated Emission Measurement

Operator: Jeff

File :3

Data :#10

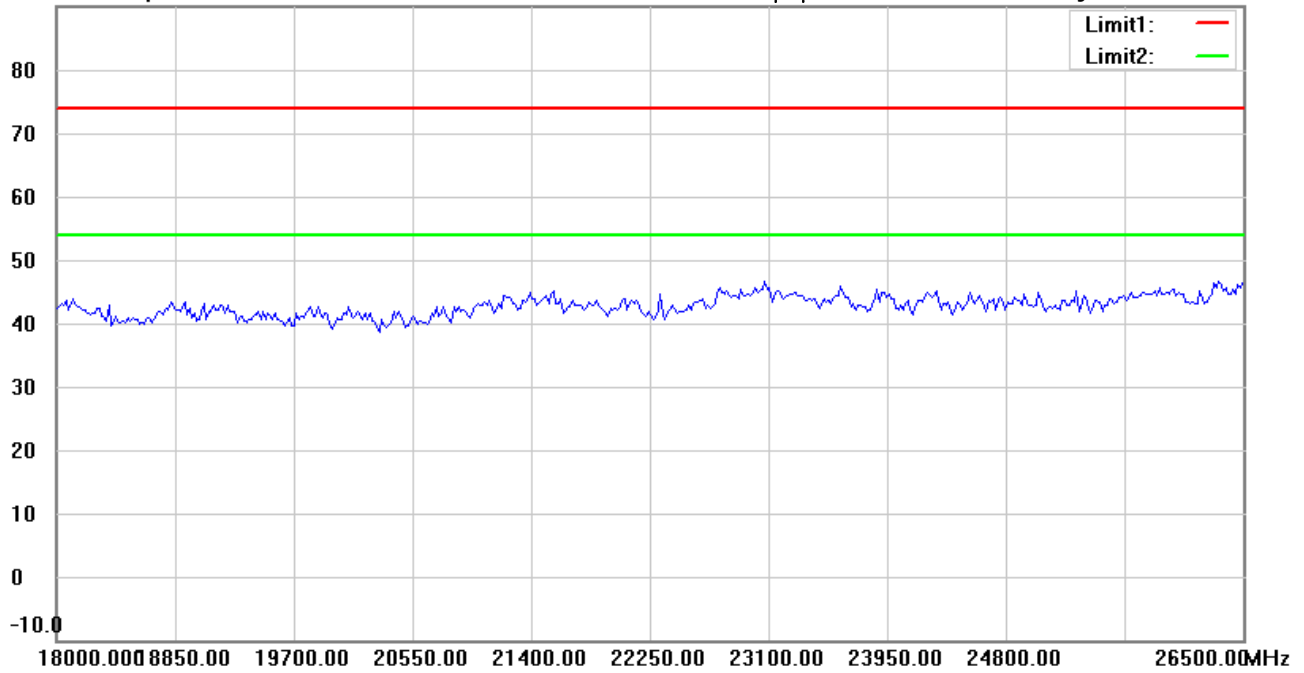
Date: 2023/9/6

Temperature:28.2 °C

90.0 dBuV/m

Time: 下午 05:10:14

Humidity:58.6 %



Site : Chamber

Condition : FCC_part 15 RE-Class C_Above 1GHz_PK

Polarization: *Vertical*

EUT : W6M22308-22913

Power : 5 Vd.c.

M/N:

Distance: 3m

Test Mode : TX 2441 MHz

Note :

Mk.	Frequency (MHz)	Reading (dBuV)	Detector	Corr. factor (dB/m)	Result (dBuV/m)	Limit (dBuV/m)	Ant.Pos (cm)	Tab.Pos (deg.)	Margin (dB)	Comment
-----	-----------------	----------------	----------	---------------------	-----------------	----------------	--------------	----------------	-------------	---------

*:Maximum data x:Over limit !:over margin



Address:6F.,No.58,Ln 188,Ruey Kuang Rd,Neihu,Taipei
 Tel:+886-2-6606-8877
 Fax:+886-2-6606-8875

Radiated Emission Measurement

Operator: Jeff

File :3

Data :#1

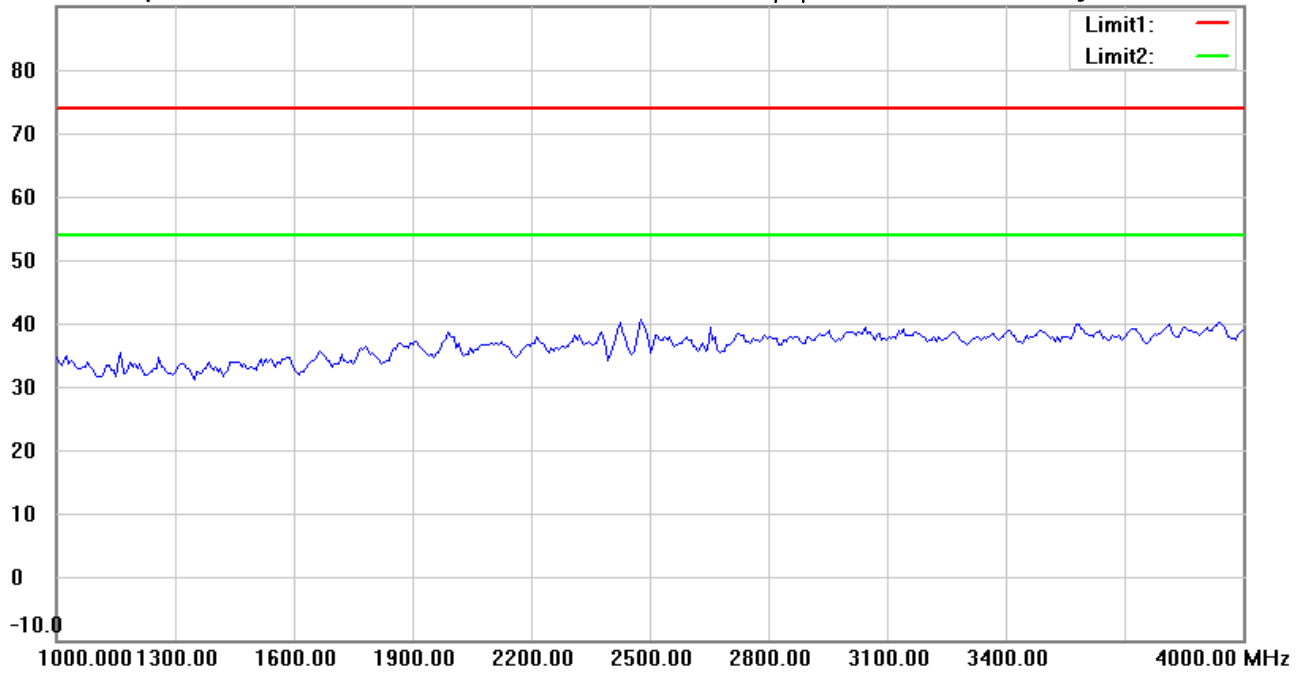
Date: 2023/9/6

Temperature:28.2 °C

90.0 dBuV/m

Time: 下午 04:52:38

Humidity:58.6 %



Site : Chamber

Condition : FCC_part 15 RE-Class C_Above 1GHz_PK

Polarization: *Horizontal*

EUT : W6M22308-22913

Power : 5 Vd.c.

M/N:

Distance: 3m

Test Mode : TX 2480 MHz

Note :

Mk.	Frequency (MHz)	Reading (dBuV)	Detector	Corr. factor (dB/m)	Result (dBuV/m)	Limit (dBuV/m)	Ant.Pos (cm)	Tab.Pos (deg.)	Margin (dB)	Comment
-----	-----------------	----------------	----------	---------------------	-----------------	----------------	--------------	----------------	-------------	---------

*:Maximum data x:Over limit !:over margin



Address:6F.,No.58,Ln 188,Ruey Kuang Rd,Neihu,Taipei
 Tel:+886-2-6606-8877
 Fax:+886-2-6606-8875

Radiated Emission Measurement

Operator: Jeff

File :3

Data :#6

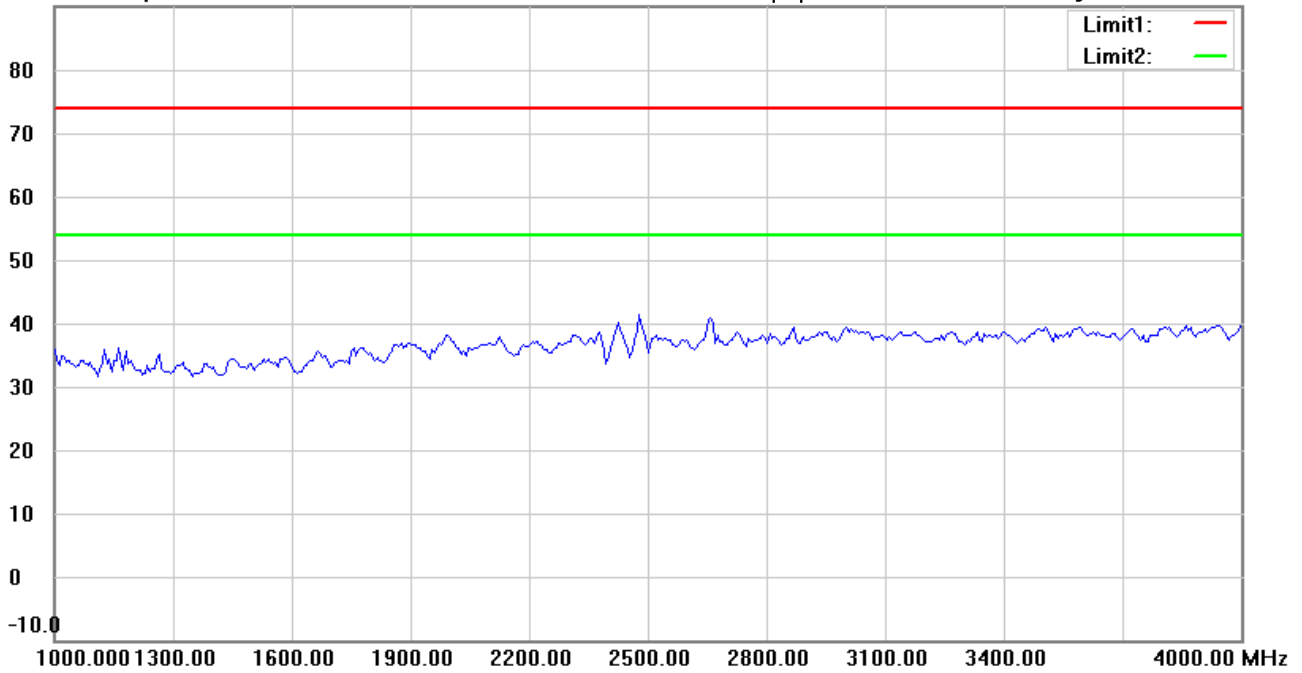
Date: 2023/9/6

Temperature:28.2 °C

90.0 dBuV/m

Time: 下午 04:56:19

Humidity:58.6 %



Site : Chamber

Condition : FCC_part 15 RE-Class C_Above 1GHz_PK

Polarization: *Vertical*

EUT : W6M22308-22913

Power : 5 Vd.c.

M/N:

Distance: 3m

Test Mode : TX 2480 MHz

Note :

Mk.	Frequency (MHz)	Reading (dBuV)	Detector	Corr. factor (dB/m)	Result (dBuV/m)	Limit (dBuV/m)	Ant.Pos (cm)	Tab.Pos (deg.)	Margin (dB)	Comment
-----	-----------------	----------------	----------	---------------------	-----------------	----------------	--------------	----------------	-------------	---------

*:Maximum data x:Over limit !:over margin



Radiated Emission Measurement

Operator: Jeff

File :3

Data :#2

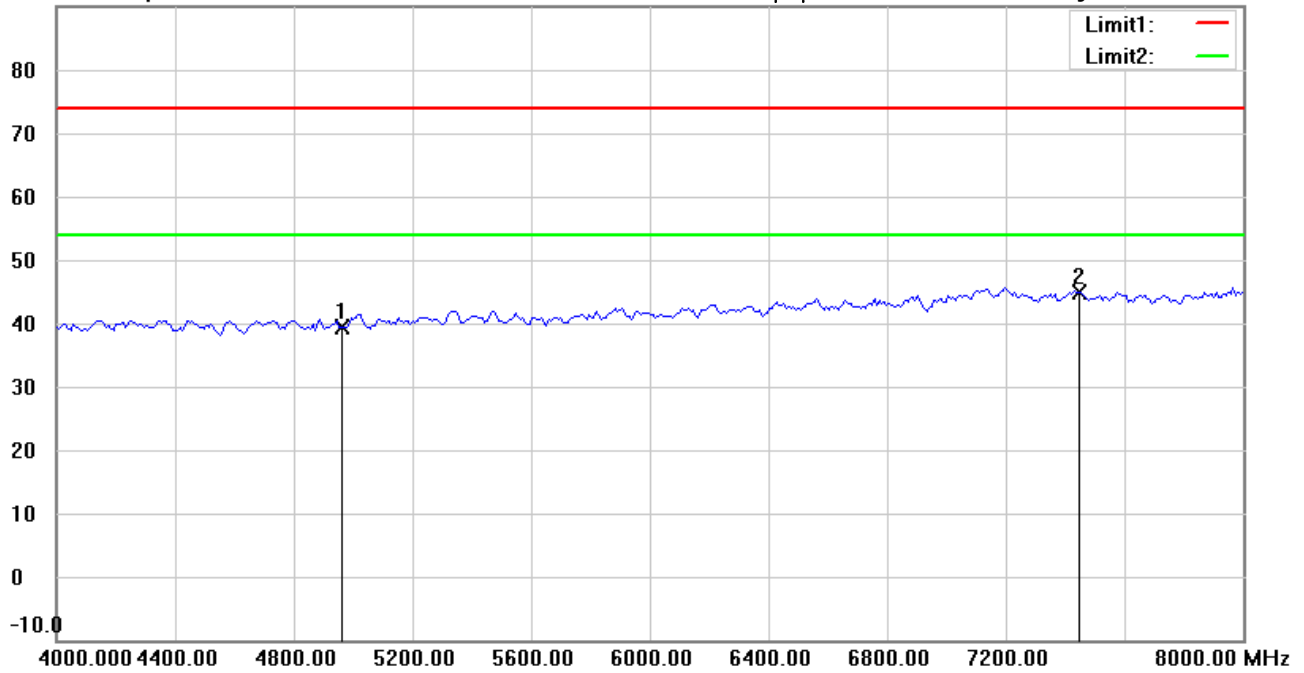
Date: 2023/9/6

Temperature:28.2 °C

90.0 dBuV/m

Time: 下午 04:53:39

Humidity:58.6 %



Site : Chamber

Condition : FCC_part 15 RE-Class C_Above 1GHz_PK

Polarization: *Horizontal*

EUT : W6M22308-22913

Power : 5 Vd.c.

M/N:

Distance: 3m

Test Mode : TX 2480 MHz

Note :

Mk.	Frequency (MHz)	Reading (dBuV)	Detector	Corr. factor (dB/m)	Result (dBuV/m)	Limit (dBuV/m)	Ant.Pos (cm)	Tab.Pos (deg.)	Margin (dB)	Comment
	4960.000	40.16	peak	-0.79	39.37	74.00	150	322	-34.63	
*	7440.000	41.10	peak	3.81	44.91	74.00	150	184	-29.09	



Address:6F.,No.58,Ln 188,Ruey Kuang Rd,Neihu,Taipei
 Tel:+886-2-6606-8877
 Fax:+886-2-6606-8875

Radiated Emission Measurement

Operator: Jeff

File :3

Data :#7

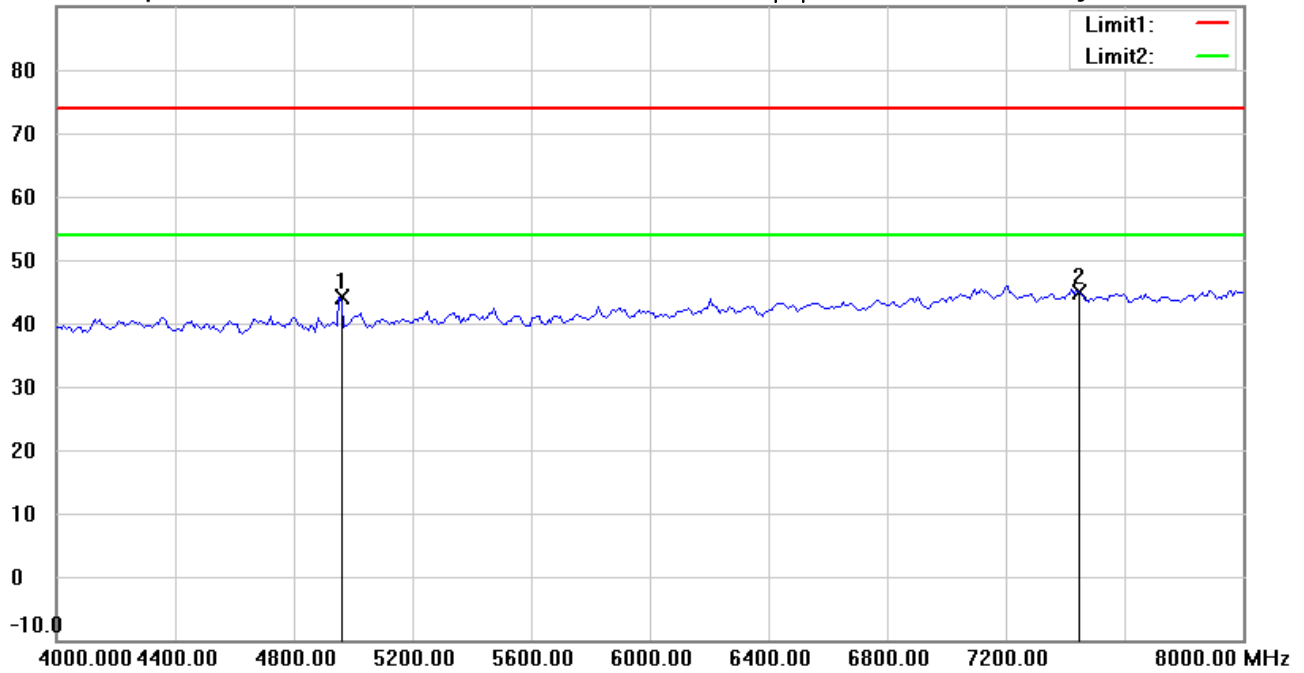
Date: 2023/9/6

Temperature:28.2 °C

90.0 dBuV/m

Time: 下午 04:57:21

Humidity:58.6 %



Site : Chamber

Condition : FCC_part 15 RE-Class C_Above 1GHz_PK

Polarization: *Vertical*

EUT : W6M22308-22913

Power : 5 Vd.c.

M/N:

Distance: 3m

Test Mode : TX 2480 MHz

Note :

Mk.	Frequency (MHz)	Reading (dBuV)	Detector	Corr. factor (dB/m)	Result (dBuV/m)	Limit (dBuV/m)	Ant.Pos (cm)	Tab.Pos (deg.)	Margin (dB)	Comment
	4953.908	44.95	peak	-0.85	44.10	74.00	150	116	-29.90	
*	7440.000	40.98	peak	3.81	44.79	74.00	150	213	-29.21	

*:Maximum data x:Over limit !:over margin



Address:6F.,No.58,Ln 188,Ruey Kuang Rd,Neihu,Taipei
 Tel:+886-2-6606-8877
 Fax:+886-2-6606-8875

Radiated Emission Measurement

Operator: Jeff

File :3

Data :#3

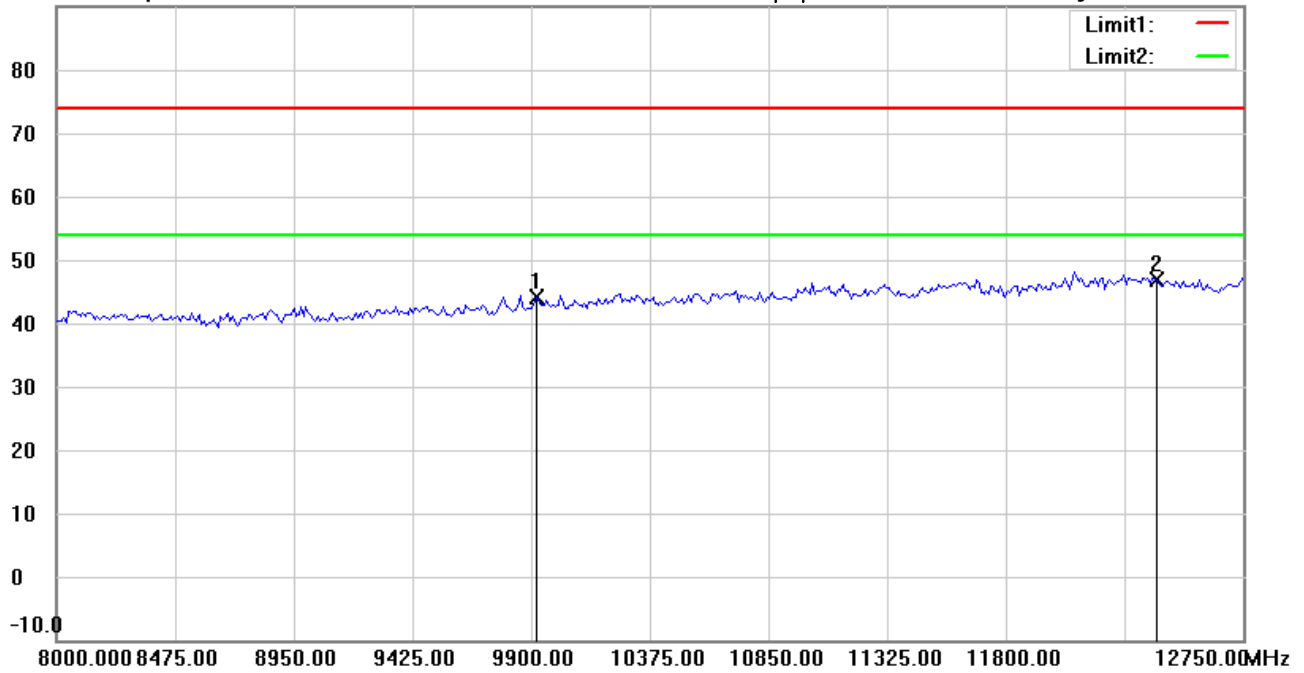
Date: 2023/9/6

Temperature:28.2 °C

90.0 dBuV/m

Time: 下午 04:54:53

Humidity:58.6 %



Site : Chamber

Condition : FCC_part 15 RE-Class C_Above 1GHz_PK

Polarization: *Horizontal*

EUT : W6M22308-22913

Power : 5 Vd.c.

M/N:

Distance: 3m

Test Mode : TX 2480 MHz

Note :

Mk.	Frequency (MHz)	Reading (dBuV)	Detector	Corr. factor (dB/m)	Result (dBuV/m)	Limit (dBuV/m)	Ant.Pos (cm)	Tab.Pos (deg.)	Margin (dB)	Comment
	9920.000	36.48	peak	7.56	44.04	74.00	150	32	-29.96	
*	12400.000	33.26	peak	13.51	46.77	74.00	150	188	-27.23	

*:Maximum data x:Over limit !:over margin



Address:6F.,No.58,Ln 188,Ruey Kuang Rd,Neihu,Taipei
 Tel:+886-2-6606-8877
 Fax:+886-2-6606-8875

Radiated Emission Measurement

Operator: Jeff

File :3

Data :#8

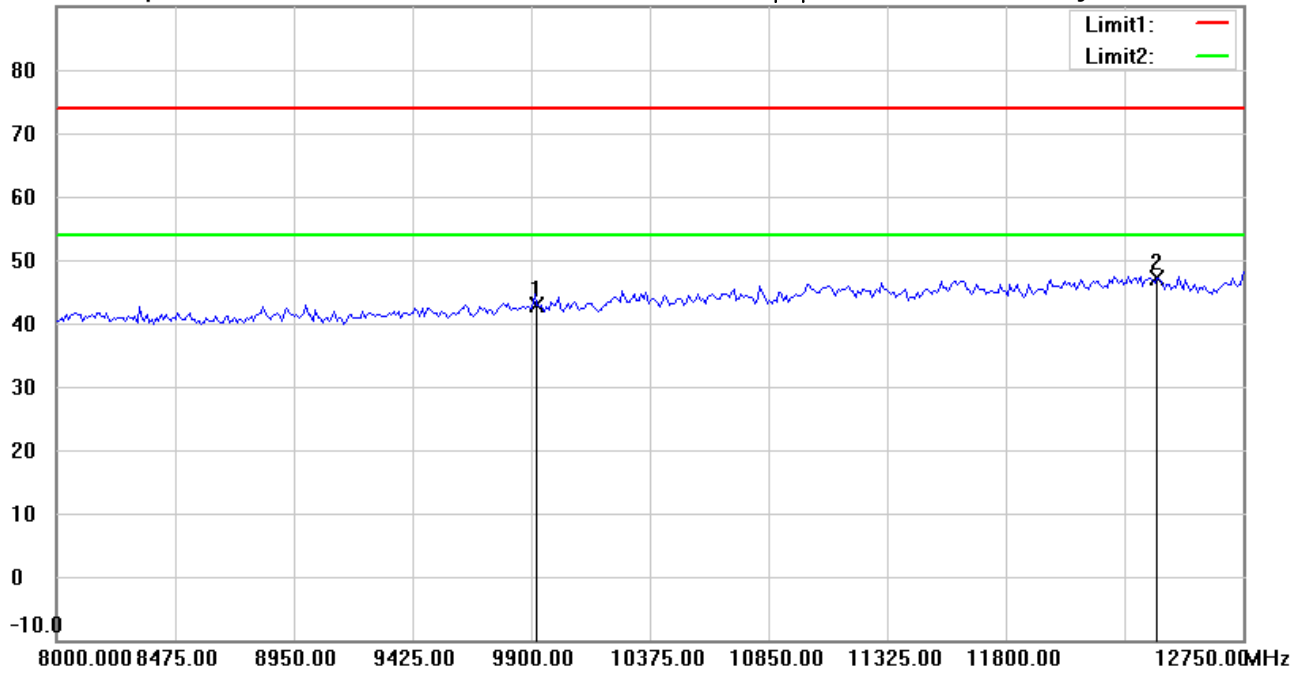
Date: 2023/9/6

Temperature:28.2 °C

90.0 dBuV/m

Time: 下午 04:58:23

Humidity:58.6 %



Site : Chamber

Condition : FCC_part 15 RE-Class C_Above 1GHz_PK

Polarization: **Vertical**

EUT : W6M22308-22913

Power : 5 Vd.c.

M/N:

Distance: 3m

Test Mode : TX 2480 MHz

Note :

Mk.	Frequency (MHz)	Reading (dBuV)	Detector	Corr. factor (dB/m)	Result (dBuV/m)	Limit (dBuV/m)	Ant.Pos (cm)	Tab.Pos (deg.)	Margin (dB)	Comment
	9920.000	35.31	peak	7.56	42.87	74.00	150	13	-31.13	
*	12400.000	33.59	peak	13.51	47.10	74.00	150	226	-26.90	

*:Maximum data x:Over limit !:over margin



Address:6F.,No.58,Ln 188,Ruey Kuang Rd,Neihu,Taipei
 Tel:+886-2-6606-8877
 Fax:+886-2-6606-8875

Radiated Emission Measurement

Operator: Jeff

File :3

Data :#4

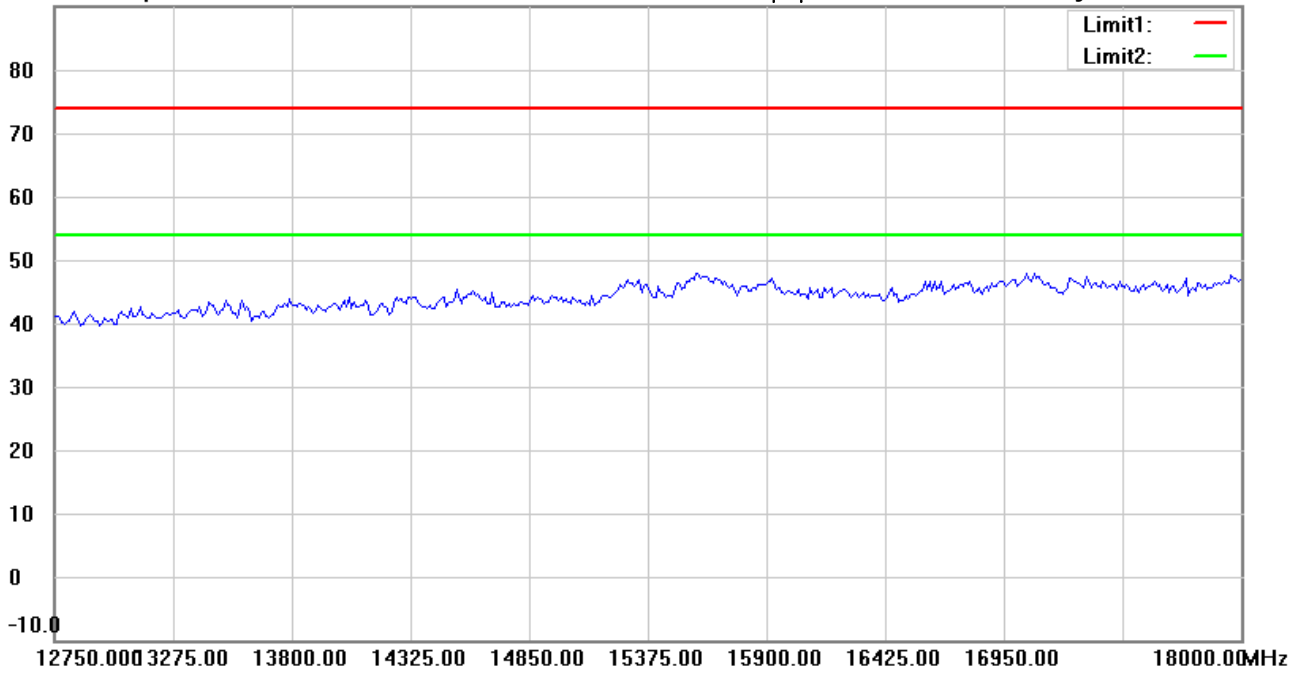
Date: 2023/9/6

Temperature:28.2 °C

90.0 dBuV/m

Time: 下午 04:55:07

Humidity:58.6 %



Site : Chamber

Condition : FCC_part 15 RE-Class C_Above 1GHz_PK

Polarization: *Horizontal*

EUT : W6M22308-22913

Power : 5 Vd.c.

M/N:

Distance: 3m

Test Mode : TX 2480 MHz

Note :

Mk.	Frequency (MHz)	Reading (dBuV)	Detector	Corr. factor (dB/m)	Result (dBuV/m)	Limit (dBuV/m)	Ant.Pos (cm)	Tab.Pos (deg.)	Margin (dB)	Comment
-----	-----------------	----------------	----------	---------------------	-----------------	----------------	--------------	----------------	-------------	---------

*:Maximum data x:Over limit !:over margin



Address:6F.,No.58,Ln 188,Ruey Kuang Rd,Neihu,Taipei
 Tel:+886-2-6606-8877
 Fax:+886-2-6606-8875

Radiated Emission Measurement

Operator: Jeff

File :3

Data :#9

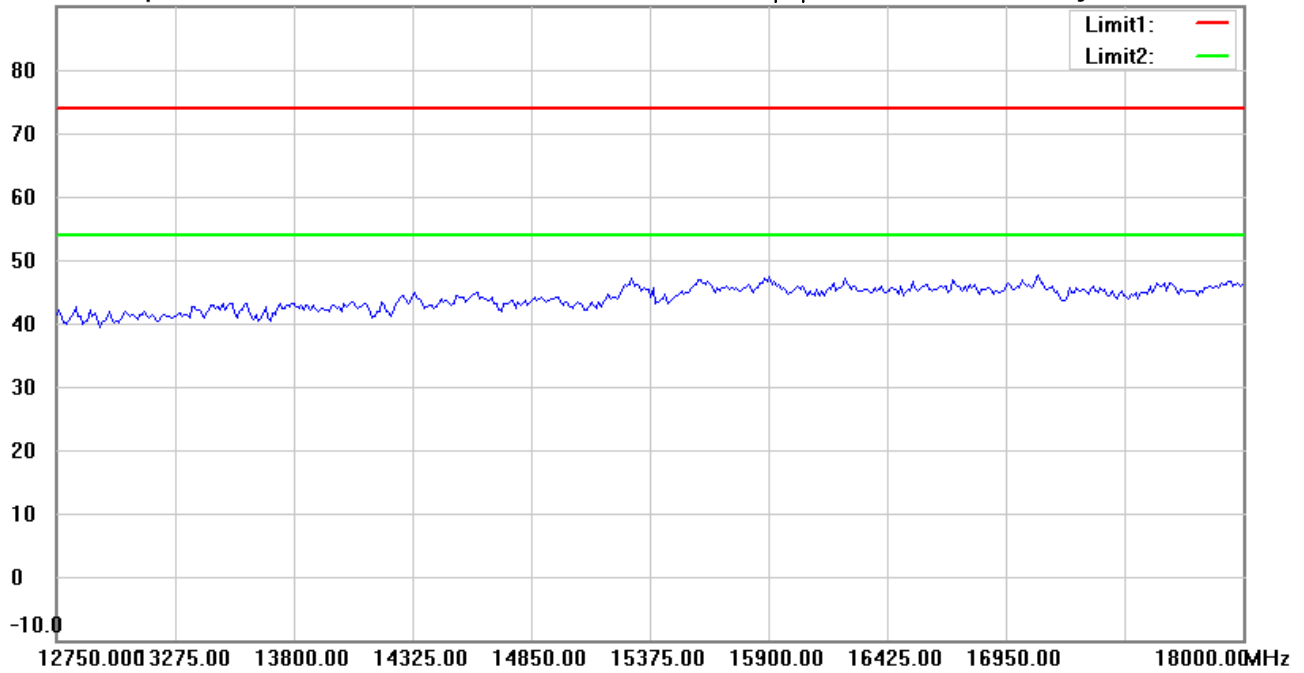
Date: 2023/9/6

Temperature:28.2 °C

90.0 dBuV/m

Time: 下午 04:58:38

Humidity:58.6 %



Site : Chamber

Condition : FCC_part 15 RE-Class C_Above 1GHz_PK

Polarization: *Vertical*

EUT : W6M22308-22913

Power : 5 Vd.c.

M/N:

Distance: 3m

Test Mode : TX 2480 MHz

Note :

Mk.	Frequency (MHz)	Reading (dBuV)	Detector	Corr. factor (dB/m)	Result (dBuV/m)	Limit (dBuV/m)	Ant.Pos (cm)	Tab.Pos (deg.)	Margin (dB)	Comment
-----	-----------------	----------------	----------	---------------------	-----------------	----------------	--------------	----------------	-------------	---------

*:Maximum data x:Over limit !:over margin



Address:6F.,No.58,Ln 188,Ruey Kuang Rd,Neihu,Taipei
 Tel:+886-2-6606-8877
 Fax:+886-2-6606-8875

Radiated Emission Measurement

Operator: Jeff

File :3

Data :#5

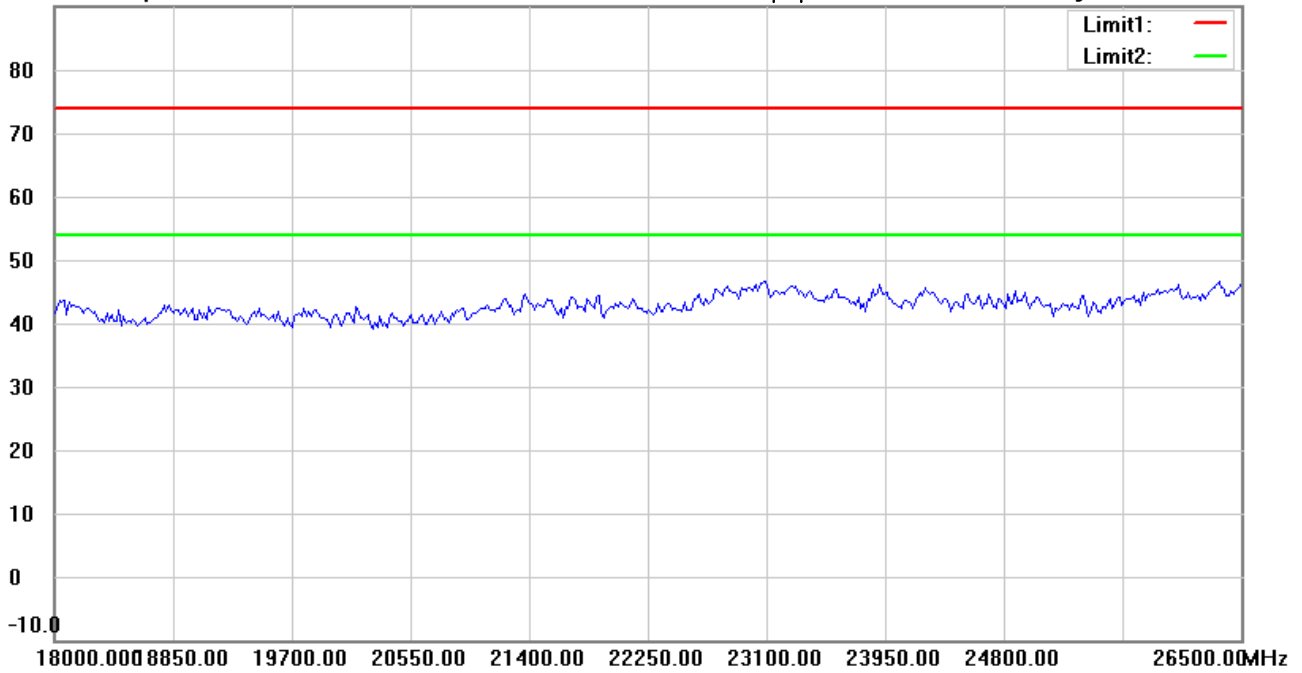
Date: 2023/9/6

Temperature:28.2 °C

90.0 dBuV/m

Time: 下午 04:55:17

Humidity:58.6 %



Site : Chamber

Condition : FCC_part 15 RE-Class C_Above 1GHz_PK

Polarization: *Horizontal*

EUT : W6M22308-22913

Power : 5 Vd.c.

M/N:

Distance: 3m

Test Mode : TX 2480 MHz

Note :

Mk.	Frequency (MHz)	Reading (dBuV)	Detector	Corr. factor (dB/m)	Result (dBuV/m)	Limit (dBuV/m)	Ant.Pos (cm)	Tab.Pos (deg.)	Margin (dB)	Comment
-----	-----------------	----------------	----------	---------------------	-----------------	----------------	--------------	----------------	-------------	---------

*:Maximum data x:Over limit !:over margin



Address:6F.,No.58,Ln 188,Ruey Kuang Rd,Neihu,Taipei
 Tel:+886-2-6606-8877
 Fax:+886-2-6606-8875

Radiated Emission Measurement

Operator: Jeff

File :3

Data :#10

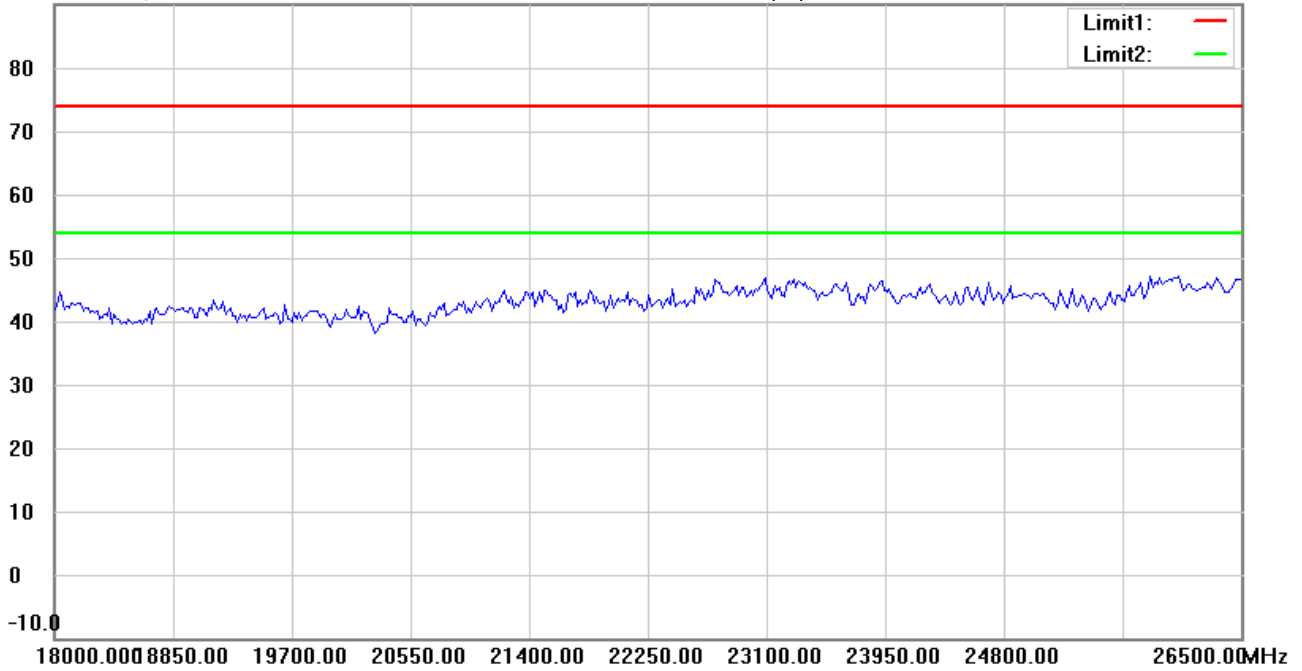
Date: 2023/9/6

Temperature:28.2 °C

90.0 dBuV/m

Time: 下午 04:58:48

Humidity:58.6 %



Site : Chamber

Condition : FCC_part 15 RE-Class C_Above 1GHz_PK

Polarization: *Vertical*

EUT : W6M22308-22913

Power : 5 Vd.c.

M/N:

Distance: 3m

Test Mode : TX 2480 MHz

Note :

Mk.	Frequency (MHz)	Reading (dBuV)	Detector	Corr. factor (dB/m)	Result (dBuV/m)	Limit (dBuV/m)	Ant.Pos (cm)	Tab.Pos (deg.)	Margin (dB)	Comment
-----	-----------------	----------------	----------	---------------------	-----------------	----------------	--------------	----------------	-------------	---------

*:Maximum data x:Over limit !:over margin



Address:6F.,No.58,Ln 188,Ruey Kuang Rd,Neihu,Taipei
Tel:+886-2-6606-8877
Fax:+886-2-6606-8875

Radiated Emission Measurement

Operator: Gino

File :3

Data :#1

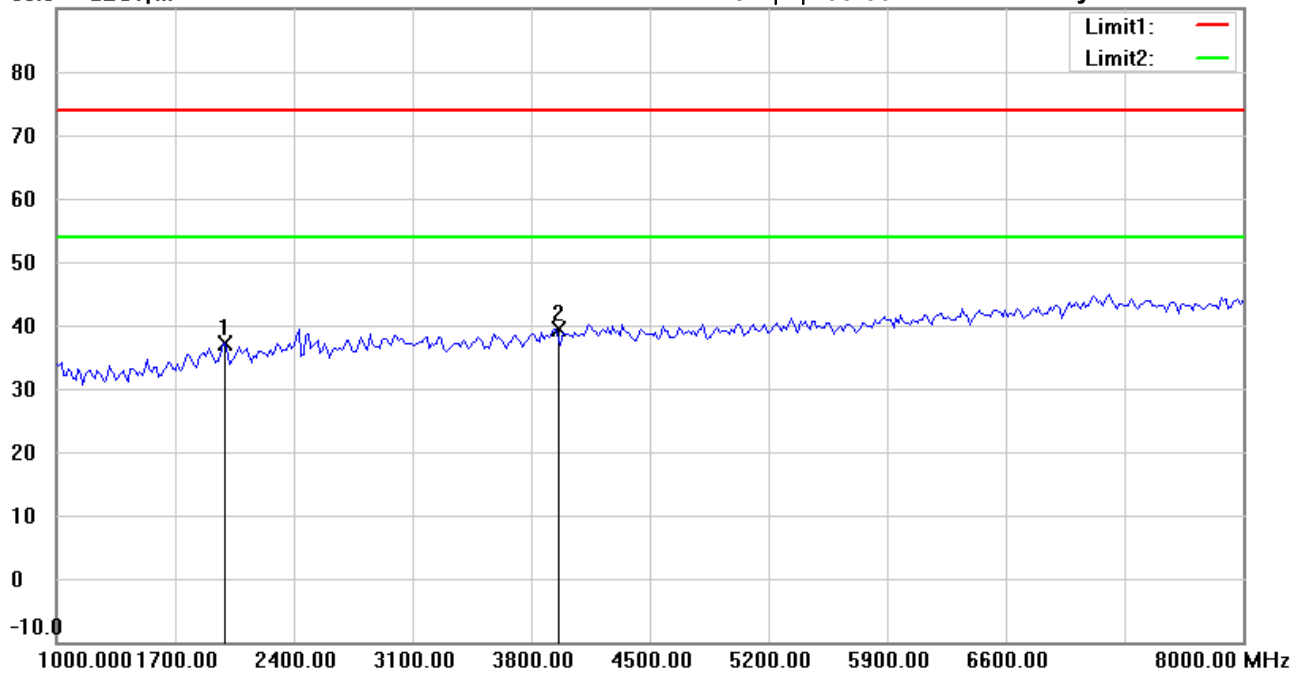
Date: 2023/9/6

Temperature:28.2 °C

90.0 dBuV/m

Time: 下午 05:30:14

Humidity:58.6 %



Site : Chamber

Condition : FCC_part 15 RE-Class B_Above 1GHz_PK

Polarization: *Horizontal*

EUT : W6M22308-22913

Power : 5 Vd.c.

M/N:

Distance: 3m

Test Mode : RX 2403 MHz

Note :

Mk.	Frequency (MHz)	Reading (dBuV)	Detector	Corr. factor (dB/m)	Result (dBuV/m)	Limit (dBuV/m)	Ant.Pos (cm)	Tab.Pos (deg.)	Margin (dB)	Comment
	1995.992	43.51	peak	-6.29	37.22	74.00	150	169	-36.78	
*	3945.892	41.40	peak	-2.02	39.38	74.00	150	300	-34.62	

*:Maximum data x:Over limit !:over margin



Radiated Emission Measurement

Operator: Gino

File :3

Data :#5

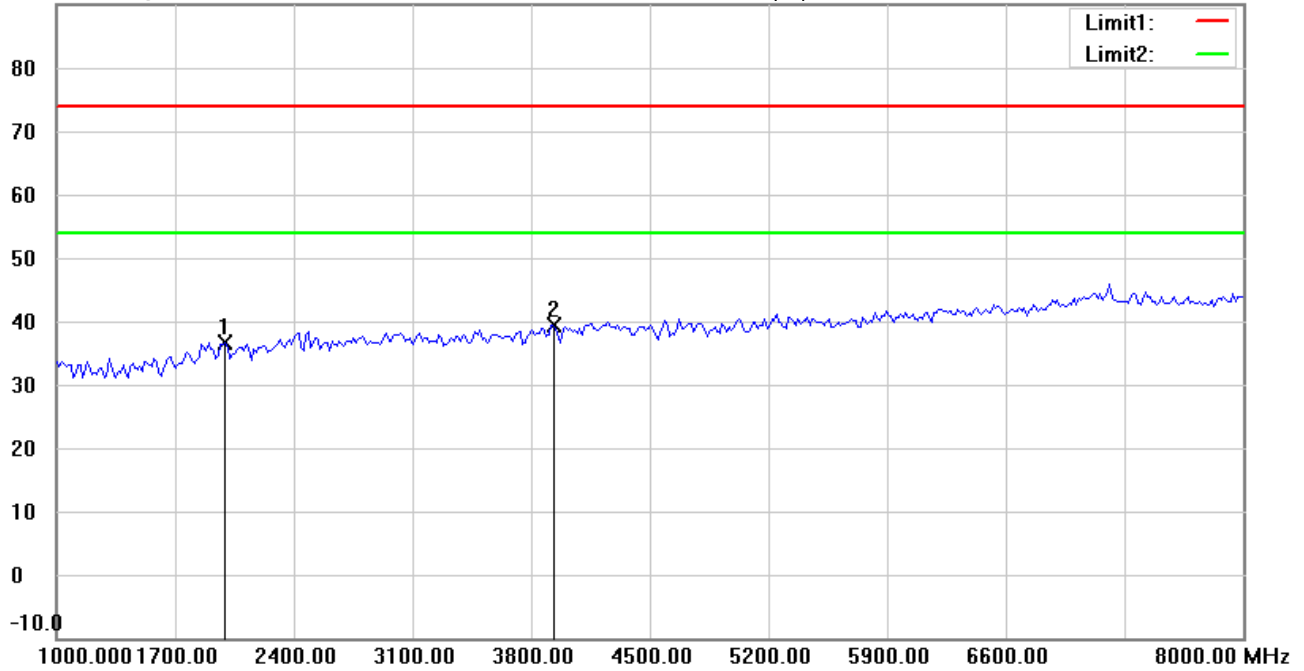
Date: 2023/9/6

Temperature:28.2 °C

90.0 dBuV/m

Time: 下午 05:31:06

Humidity:58.6 %



Site : Chamber

Condition : FCC_part 15 RE-Class B_Above 1GHz_PK

Polarization: **Vertical**

EUT : W6M22308-22913

Power : 5 Vd.c.

M/N:

Distance: 3m

Test Mode : RX 2403 MHz

Note :

Mk.	Frequency (MHz)	Reading (dBuV)	Detector	Corr. factor (dB/m)	Result (dBuV/m)	Limit (dBuV/m)	Ant.Pos (cm)	Tab.Pos (deg.)	Margin (dB)	Comment
	1995.992	42.86	peak	-6.29	36.57	74.00	150	241	-37.43	
*	3917.836	41.41	peak	-1.96	39.45	74.00	150	113	-34.55	



Address:6F.,No.58,Ln 188,Ruey Kuang Rd,Neihu,Taipei
 Tel:+886-2-6606-8877
 Fax:+886-2-6606-8875

Radiated Emission Measurement

Operator: Gino

File :3

Data :#2

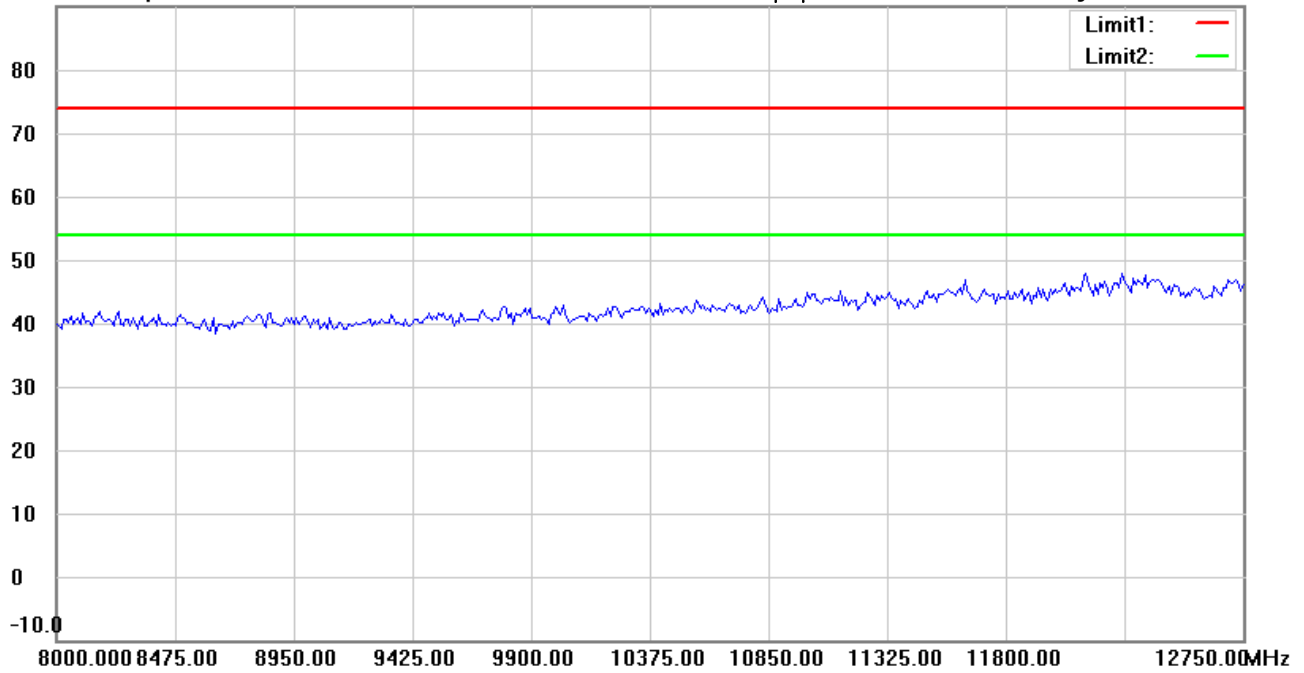
Date: 2023/9/6

Temperature:28.2 °C

90.0 dBuV/m

Time: 下午 05:30:26

Humidity:58.6 %



Site : Chamber

Condition : FCC_part 15 RE-Class B_Above 1GHz_PK

Polarization: *Horizontal*

EUT : W6M22308-22913

Power : 5 Vd.c.

M/N:

Distance: 3m

Test Mode : RX 2403 MHz

Note :

Mk.	Frequency (MHz)	Reading (dBuV)	Detector	Corr. factor (dB/m)	Result (dBuV/m)	Limit (dBuV/m)	Ant.Pos (cm)	Tab.Pos (deg.)	Margin (dB)	Comment
-----	-----------------	----------------	----------	---------------------	-----------------	----------------	--------------	----------------	-------------	---------

*:Maximum data x:Over limit !:over margin



Address:6F.,No.58,Ln 188,Ruey Kuang Rd,Neihu,Taipei
 Tel:+886-2-6606-8877
 Fax:+886-2-6606-8875

Radiated Emission Measurement

Operator: Gino

File :3

Data :#6

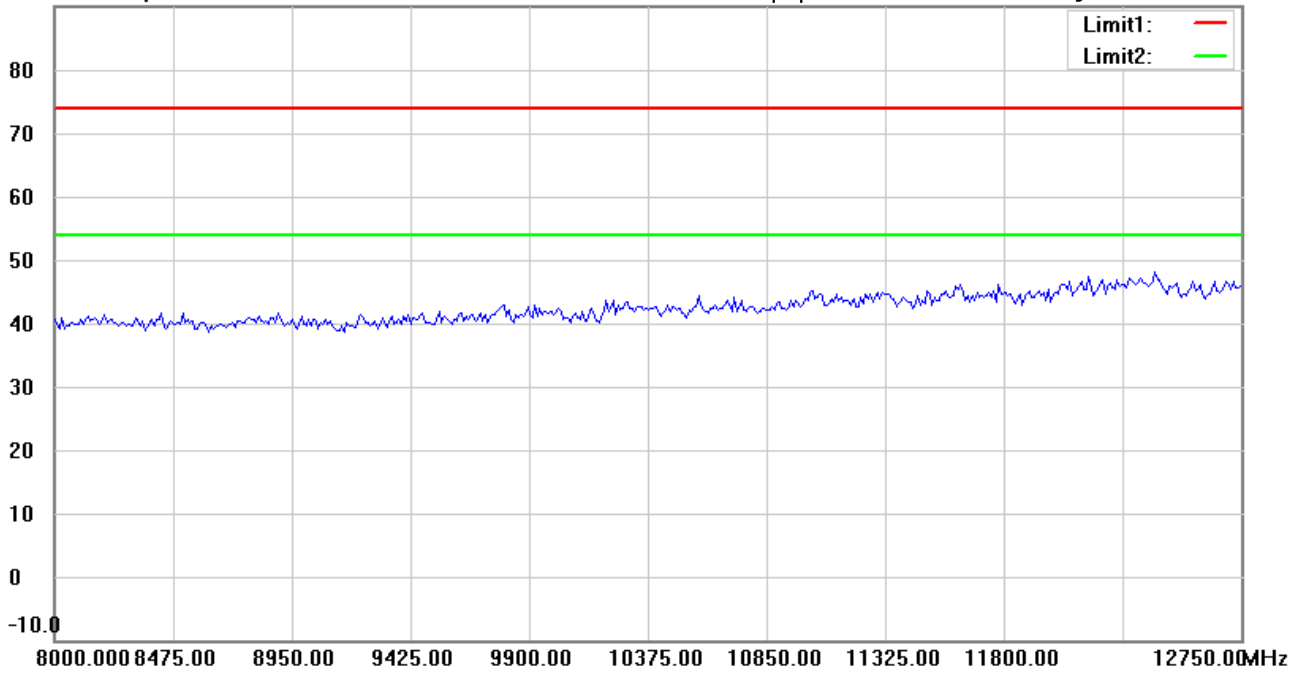
Date: 2023/9/6

Temperature:28.2 °C

90.0 dBuV/m

Time: 下午 05:31:18

Humidity:58.6 %



Site : Chamber

Condition : FCC_part 15 RE-Class B_Above 1GHz_PK

Polarization: *Vertical*

EUT : W6M22308-22913

Power : 5 Vd.c.

M/N:

Distance: 3m

Test Mode : RX 2403 MHz

Note :

Mk.	Frequency (MHz)	Reading (dBuV)	Detector	Corr. factor (dB/m)	Result (dBuV/m)	Limit (dBuV/m)	Ant.Pos (cm)	Tab.Pos (deg.)	Margin (dB)	Comment
-----	-----------------	----------------	----------	---------------------	-----------------	----------------	--------------	----------------	-------------	---------

*:Maximum data x:Over limit !:over margin



Address:6F.,No.58,Ln 188,Ruey Kuang Rd,Neihu,Taipei
 Tel:+886-2-6606-8877
 Fax:+886-2-6606-8875

Radiated Emission Measurement

Operator: Gino

File :3

Data :#3

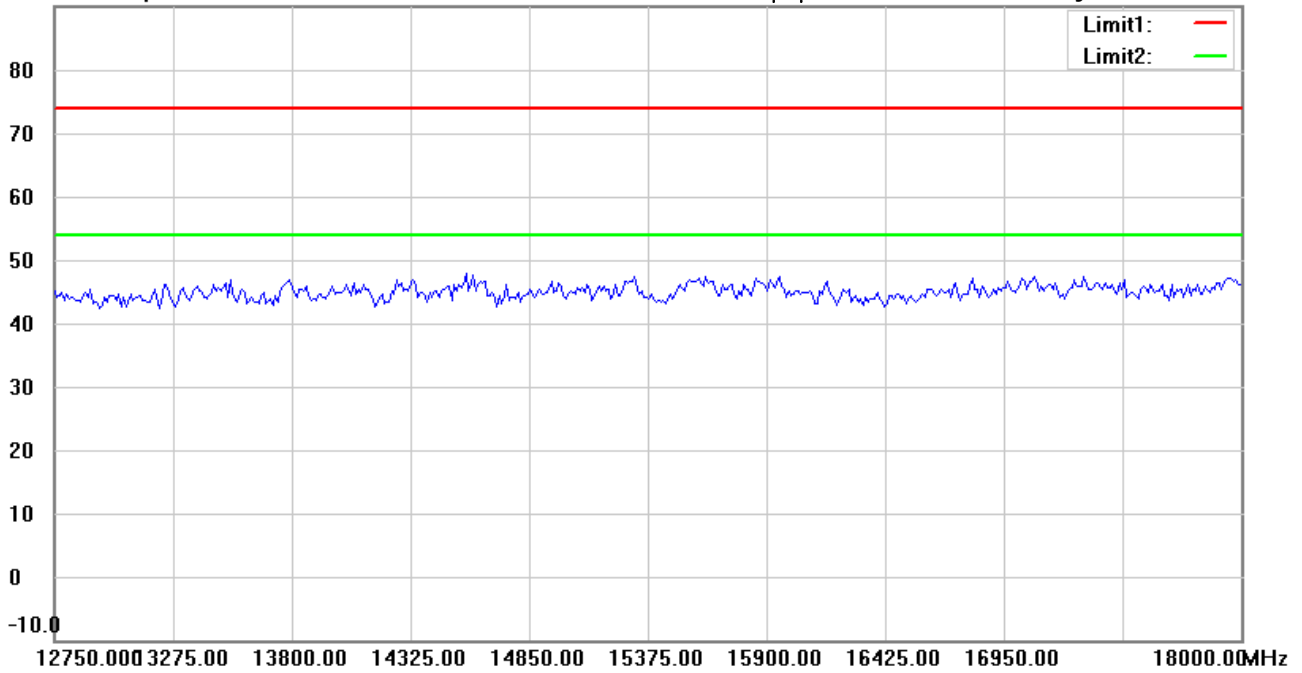
Date: 2023/9/6

Temperature:28.2 °C

90.0 dBuV/m

Time: 下午 05:30:48

Humidity:58.6 %



Site : Chamber

Condition : FCC_part 15 RE-Class B_Above 1GHz_PK

Polarization: *Horizontal*

EUT : W6M22308-22913

Power : 5 Vd.c.

M/N:

Distance: 3m

Test Mode : RX 2403 MHz

Note :

Mk.	Frequency (MHz)	Reading (dBuV)	Detector	Corr. factor (dB/m)	Result (dBuV/m)	Limit (dBuV/m)	Ant.Pos (cm)	Tab.Pos (deg.)	Margin (dB)	Comment
-----	-----------------	----------------	----------	---------------------	-----------------	----------------	--------------	----------------	-------------	---------

*:Maximum data x:Over limit !:over margin



Address:6F.,No.58,Ln 188,Ruey Kuang Rd,Neihu,Taipei
 Tel:+886-2-6606-8877
 Fax:+886-2-6606-8875

Radiated Emission Measurement

Operator: Gino

File :3

Data :#7

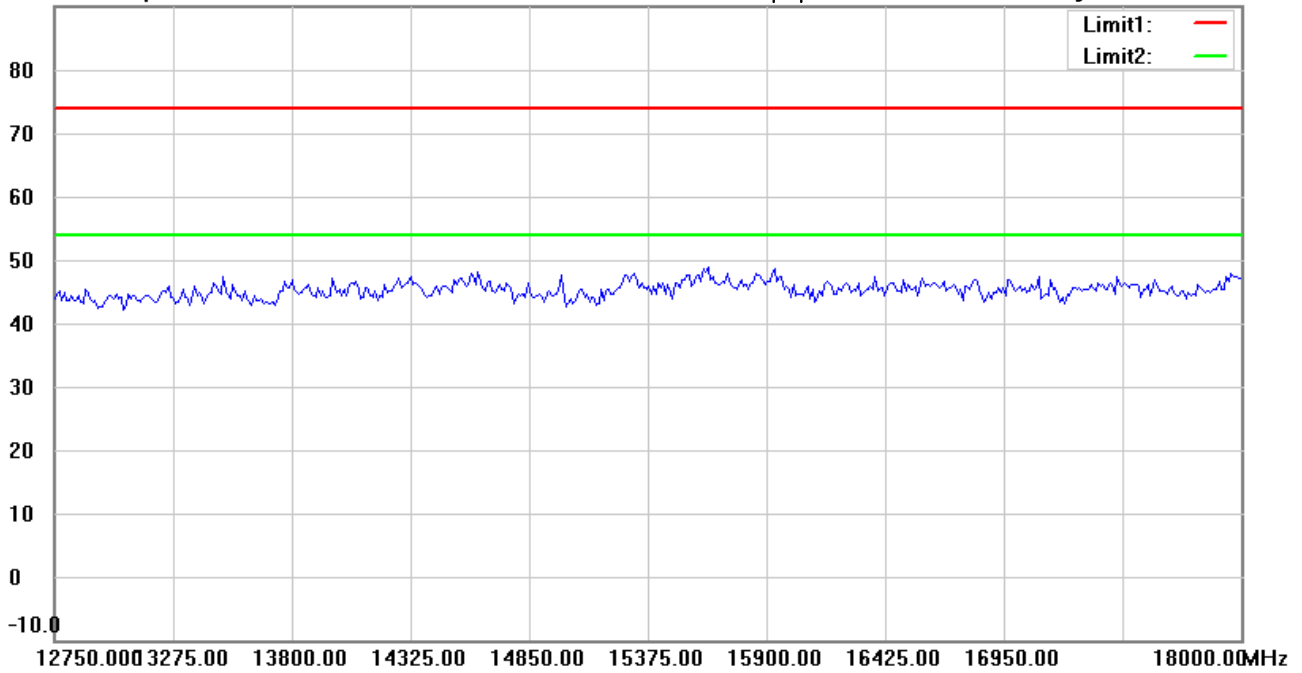
Date: 2023/9/6

Temperature:28.2 °C

90.0 dBuV/m

Time: 下午 05:31:40

Humidity:58.6 %



Site : Chamber

Condition : FCC_part 15 RE-Class B_Above 1GHz_PK

Polarization: *Vertical*

EUT : W6M22308-22913

Power : 5 Vd.c.

M/N:

Distance: 3m

Test Mode : RX 2403 MHz

Note :

Mk.	Frequency (MHz)	Reading (dBuV)	Detector	Corr. factor (dB/m)	Result (dBuV/m)	Limit (dBuV/m)	Ant.Pos (cm)	Tab.Pos (deg.)	Margin (dB)	Comment
-----	-----------------	----------------	----------	---------------------	-----------------	----------------	--------------	----------------	-------------	---------

*:Maximum data x:Over limit !:over margin



Address:6F.,No.58,Ln 188,Ruey Kuang Rd,Neihu,Taipei
 Tel:+886-2-6606-8877
 Fax:+886-2-6606-8875

Radiated Emission Measurement

Operator: Gino

File :3

Data :#4

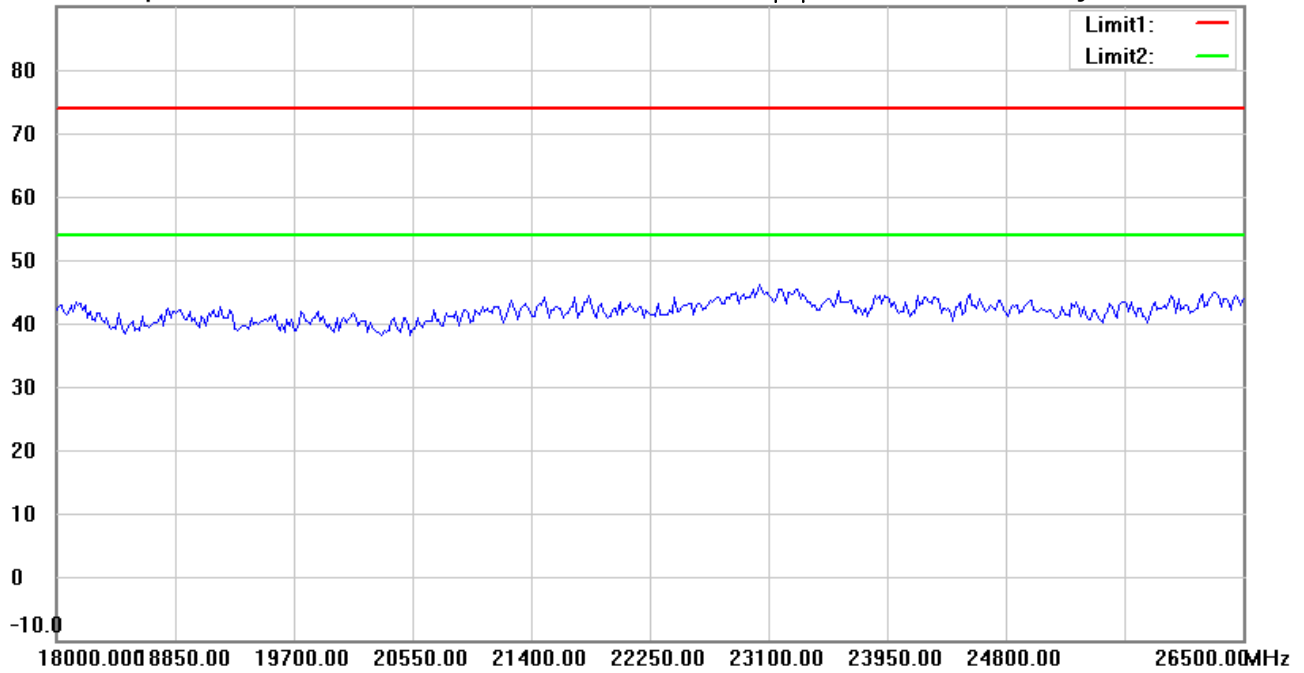
Date: 2023/9/6

Temperature:28.2 °C

90.0 dBuV/m

Time: 下午 05:30:54

Humidity:58.6 %



Site : Chamber

Condition : FCC_part 15 RE-Class B_Above 1GHz_PK

Polarization: *Horizontal*

EUT : W6M22308-22913

Power : 5 Vd.c.

M/N:

Distance: 3m

Test Mode : RX 2403 MHz

Note :

Mk.	Frequency (MHz)	Reading (dBuV)	Detector	Corr. factor (dB/m)	Result (dBuV/m)	Limit (dBuV/m)	Ant.Pos (cm)	Tab.Pos (deg.)	Margin (dB)	Comment
-----	-----------------	----------------	----------	---------------------	-----------------	----------------	--------------	----------------	-------------	---------

*:Maximum data x:Over limit !:over margin



Address:6F.,No.58,Ln 188,Ruey Kuang Rd,Neihu,Taipei
 Tel:+886-2-6606-8877
 Fax:+886-2-6606-8875

Radiated Emission Measurement

Operator: Gino

File :3

Data :#8

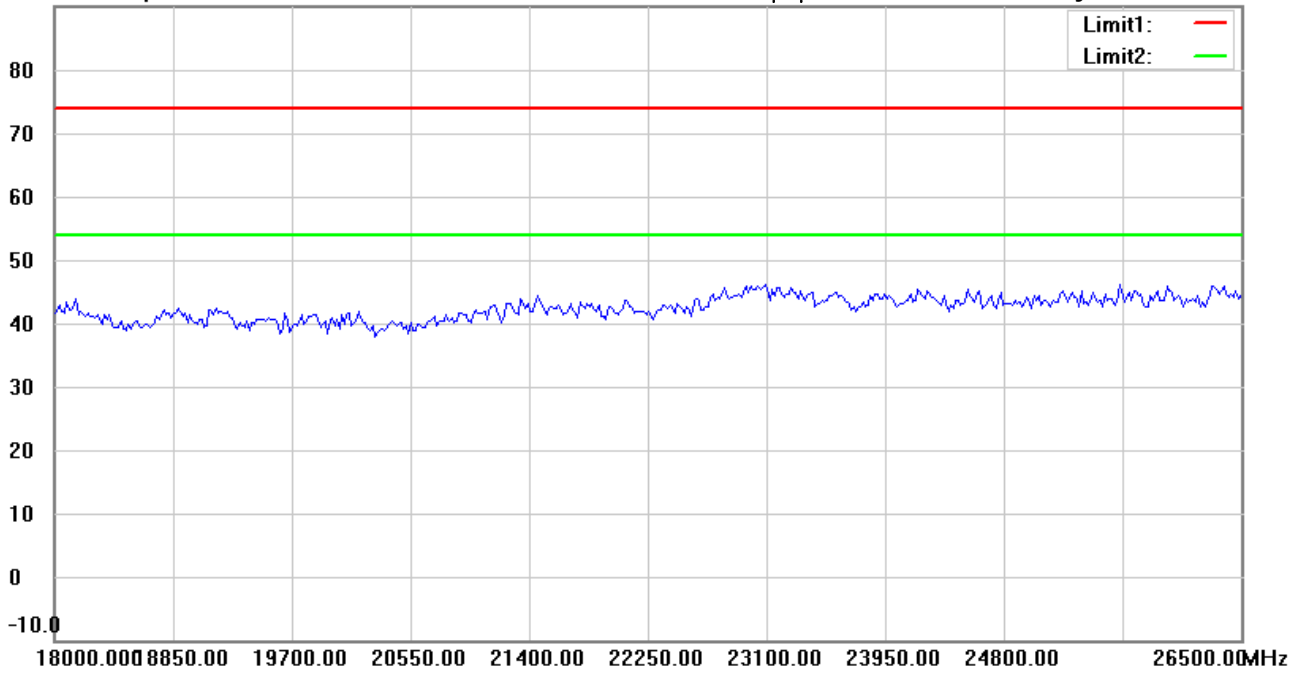
Date: 2023/9/6

Temperature:28.2 °C

90.0 dBuV/m

Time: 下午 05:31:47

Humidity:58.6 %



Site : Chamber

Condition : FCC_part 15 RE-Class B_Above 1GHz_PK

Polarization: *Vertical*

EUT : W6M22308-22913

Power : 5 Vd.c.

M/N:

Distance: 3m

Test Mode : RX 2403 MHz

Note :

Mk.	Frequency (MHz)	Reading (dBuV)	Detector	Corr. factor (dB/m)	Result (dBuV/m)	Limit (dBuV/m)	Ant.Pos (cm)	Tab.Pos (deg.)	Margin (dB)	Comment
-----	-----------------	----------------	----------	---------------------	-----------------	----------------	--------------	----------------	-------------	---------

*:Maximum data x:Over limit !:over margin



Address:6F.,No.58,Ln 188,Ruey Kuang Rd,Neihu,Taipei
 Tel:+886-2-6606-8877
 Fax:+886-2-6606-8875

Radiated Emission Measurement

Operator: Gino

File :3

Data :#1

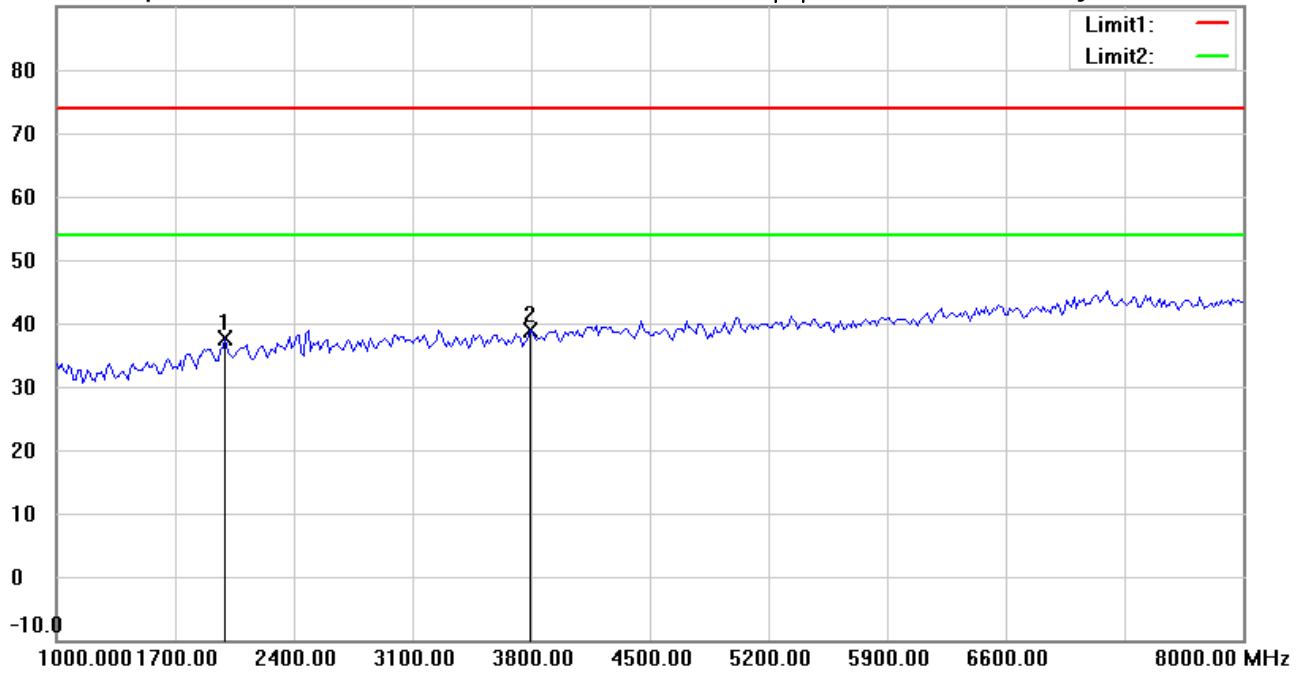
Date: 2023/9/6

Temperature:28.2 °C

90.0 dBuV/m

Time: 下午 05:32:10

Humidity:58.6 %



Site : Chamber

Condition : FCC_part 15 RE-Class B_Above 1GHz_PK

Polarization: *Horizontal*

EUT : W6M22308-22913

Power : 5 Vd.c.

M/N:

Distance: 3m

Test Mode : RX 2441 MHz

Note :

Mk.	Frequency (MHz)	Reading (dBuV)	Detector	Corr. factor (dB/m)	Result (dBuV/m)	Limit (dBuV/m)	Ant.Pos (cm)	Tab.Pos (deg.)	Margin (dB)	Comment
	1995.992	43.92	peak	-6.29	37.63	74.00	150	83	-36.37	
*	3791.583	41.83	peak	-2.88	38.95	74.00	150	167	-35.05	

*:Maximum data x:Over limit !:over margin



Address:6F.,No.58,Ln 188,Ruey Kuang Rd,Neihu,Taipei
 Tel:+886-2-6606-8877
 Fax:+886-2-6606-8875

Radiated Emission Measurement

Operator: Gino

File :3

Data :#5

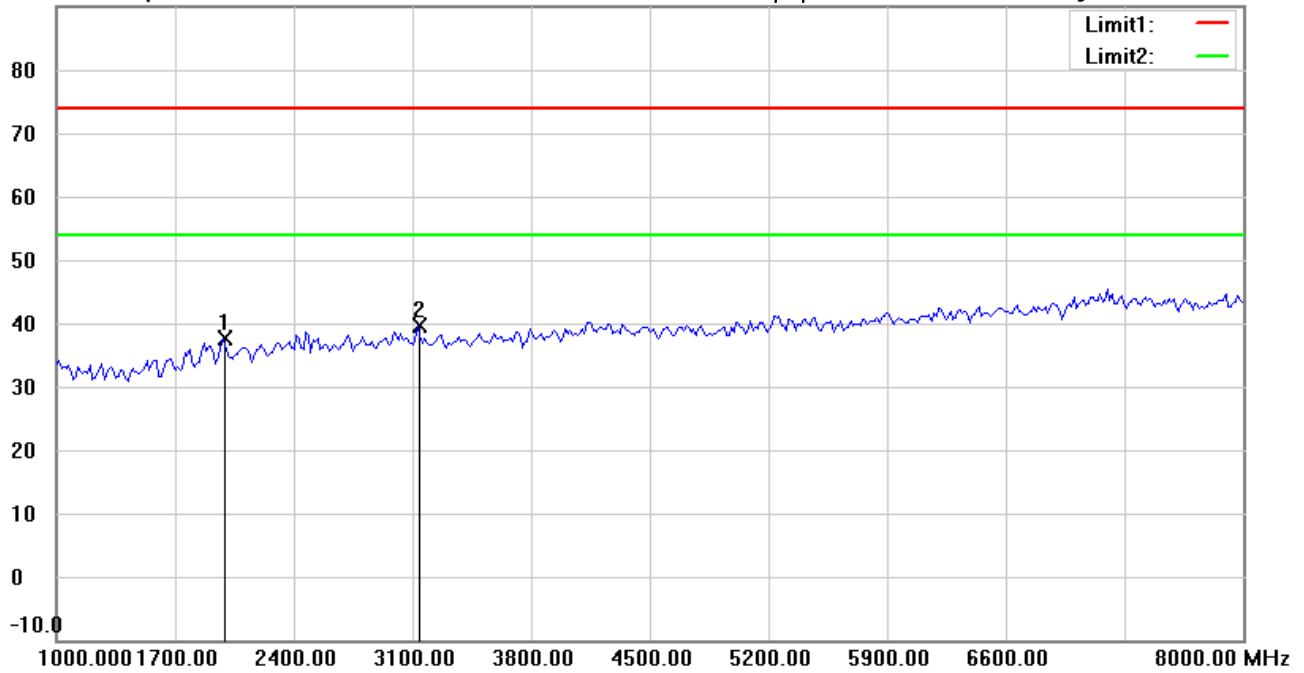
Date: 2023/9/6

Temperature:28.2 °C

90.0 dBuV/m

Time: 下午 05:33:02

Humidity:58.6 %



Site : Chamber

Condition : FCC_part 15 RE-Class B_Above 1GHz_PK

Polarization: **Vertical**

EUT : W6M22308-22913

Power : 5 Vd.c.

M/N:

Distance: 3m

Test Mode : RX 2441 MHz

Note :

Mk.	Frequency (MHz)	Reading (dBuV)	Detector	Corr. factor (dB/m)	Result (dBuV/m)	Limit (dBuV/m)	Ant.Pos (cm)	Tab.Pos (deg.)	Margin (dB)	Comment
	1981.964	43.86	peak	-6.30	37.56	74.00	150	280	-36.44	
*	3132.265	43.50	peak	-3.75	39.75	74.00	150	331	-34.25	

*:Maximum data x:Over limit !:over margin



Address:6F.,No.58,Ln 188,Ruey Kuang Rd,Neihu,Taipei
 Tel:+886-2-6606-8877
 Fax:+886-2-6606-8875

Radiated Emission Measurement

Operator: Gino

File :3

Data :#2

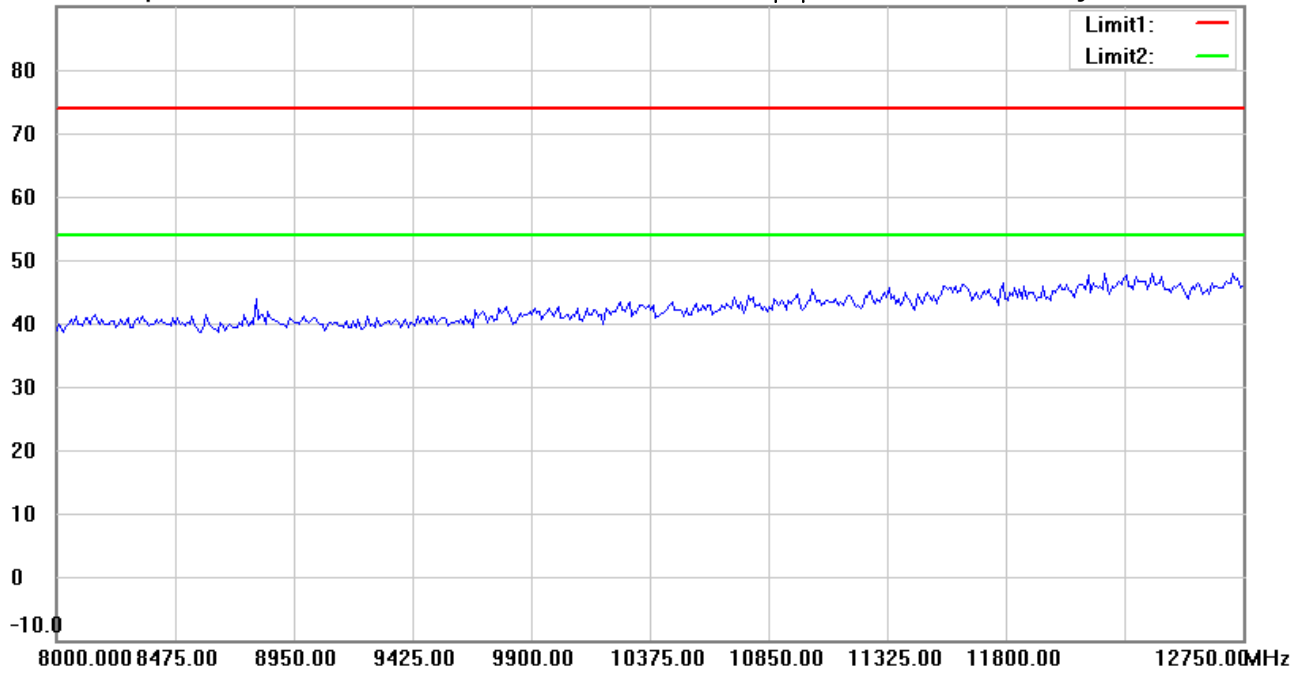
Date: 2023/9/6

Temperature:28.2 °C

90.0 dBuV/m

Time: 下午 05:32:22

Humidity:58.6 %



Site : Chamber

Condition : FCC_part 15 RE-Class B_Above 1GHz_PK

Polarization: *Horizontal*

EUT : W6M22308-22913

Power : 5 Vd.c.

M/N:

Distance: 3m

Test Mode : RX 2441 MHz

Note :

Mk.	Frequency (MHz)	Reading (dBuV)	Detector	Corr. factor (dB/m)	Result (dBuV/m)	Limit (dBuV/m)	Ant.Pos (cm)	Tab.Pos (deg.)	Margin (dB)	Comment
-----	-----------------	----------------	----------	---------------------	-----------------	----------------	--------------	----------------	-------------	---------

*:Maximum data x:Over limit !:over margin



Address:6F.,No.58,Ln 188,Ruey Kuang Rd,Neihu,Taipei
 Tel:+886-2-6606-8877
 Fax:+886-2-6606-8875

Radiated Emission Measurement

Operator: Gino

File :3

Data :#6

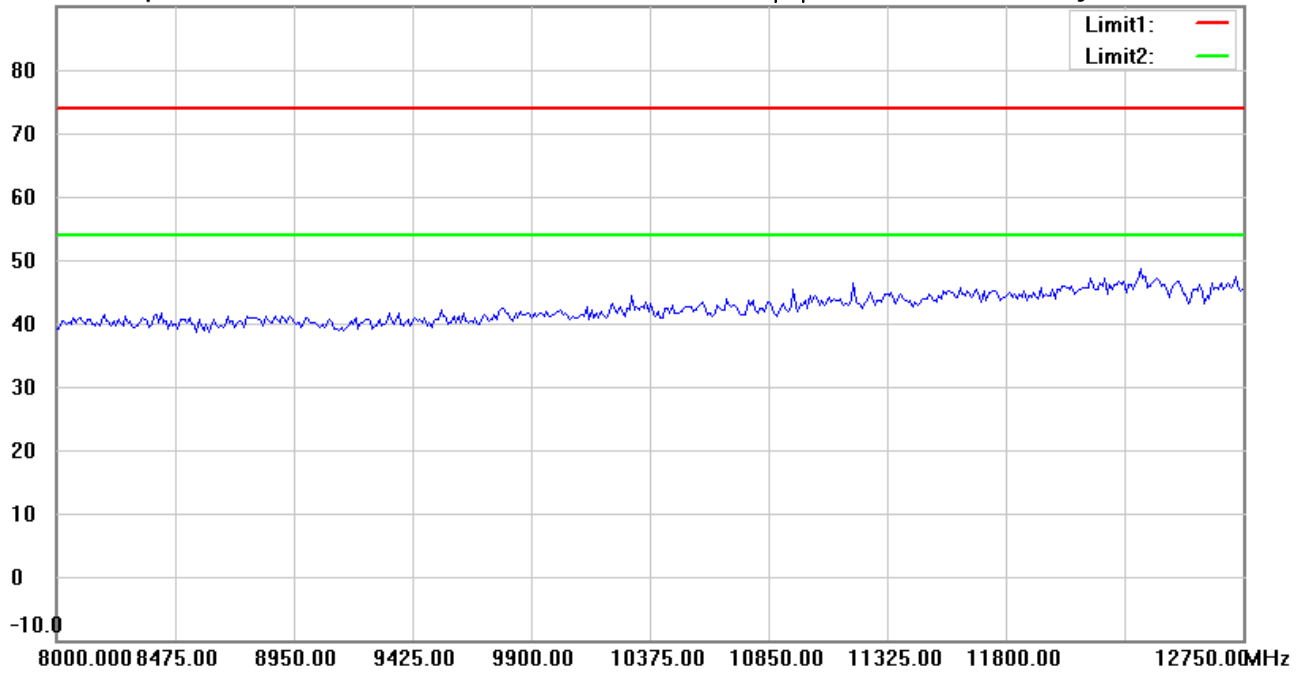
Date: 2023/9/6

Temperature:28.2 °C

90.0 dBuV/m

Time: 下午 05:33:14

Humidity:58.6 %



Site : Chamber

Condition : FCC_part 15 RE-Class B_Above 1GHz_PK

Polarization: *Vertical*

EUT : W6M22308-22913

Power : 5 Vd.c.

M/N:

Distance: 3m

Test Mode : RX 2441 MHz

Note :

Mk.	Frequency (MHz)	Reading (dBuV)	Detector	Corr. factor (dB/m)	Result (dBuV/m)	Limit (dBuV/m)	Ant.Pos (cm)	Tab.Pos (deg.)	Margin (dB)	Comment
-----	-----------------	----------------	----------	---------------------	-----------------	----------------	--------------	----------------	-------------	---------

*:Maximum data x:Over limit !:over margin



Address:6F.,No.58,Ln 188,Ruey Kuang Rd,Neihu,Taipei
 Tel:+886-2-6606-8877
 Fax:+886-2-6606-8875

Radiated Emission Measurement

Operator: Gino

File :3

Data :#3

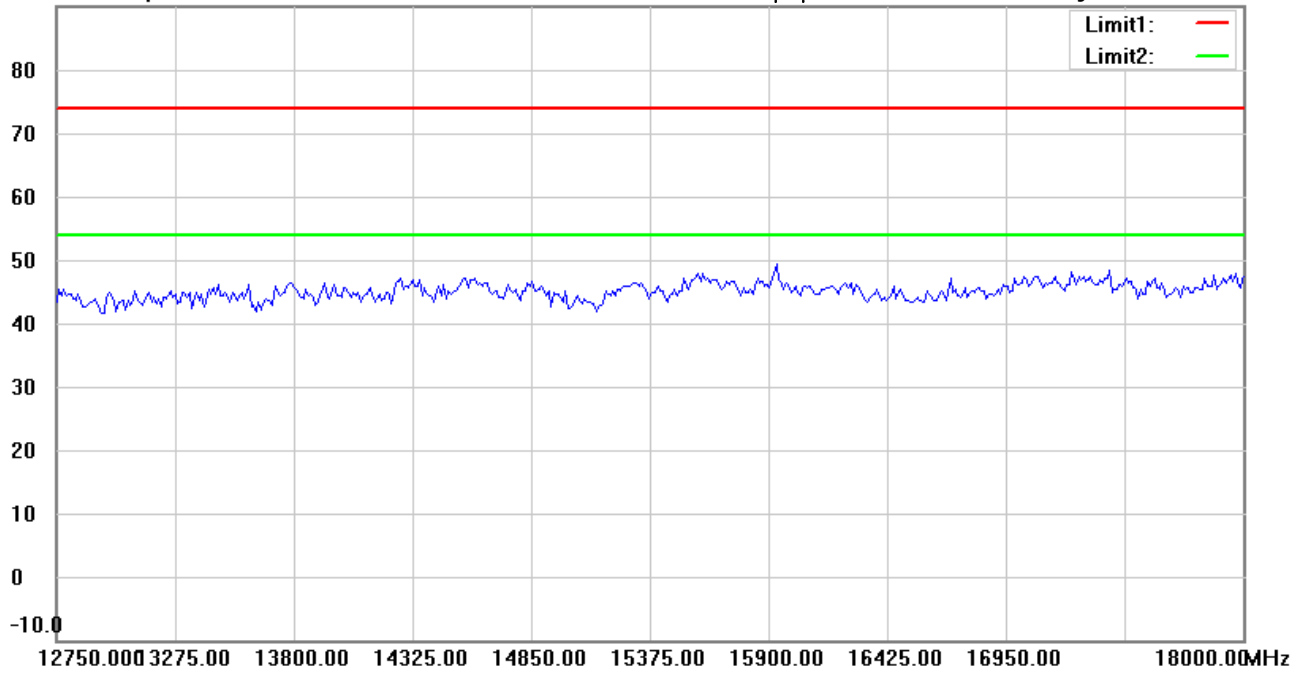
Date: 2023/9/6

Temperature:28.2 °C

90.0 dBuV/m

Time: 下午 05:32:44

Humidity:58.6 %



Site : Chamber

Condition : FCC_part 15 RE-Class B_Above 1GHz_PK

Polarization: *Horizontal*

EUT : W6M22308-22913

Power : 5 Vd.c.

M/N:

Distance: 3m

Test Mode : RX 2441 MHz

Note :

Mk.	Frequency (MHz)	Reading (dBuV)	Detector	Corr. factor (dB/m)	Result (dBuV/m)	Limit (dBuV/m)	Ant.Pos (cm)	Tab.Pos (deg.)	Margin (dB)	Comment
-----	-----------------	----------------	----------	---------------------	-----------------	----------------	--------------	----------------	-------------	---------

*:Maximum data x:Over limit !:over margin



Address:6F.,No.58,Ln 188,Ruey Kuang Rd,Neihu,Taipei
 Tel:+886-2-6606-8877
 Fax:+886-2-6606-8875

Radiated Emission Measurement

Operator: Gino

File :3

Data :#7

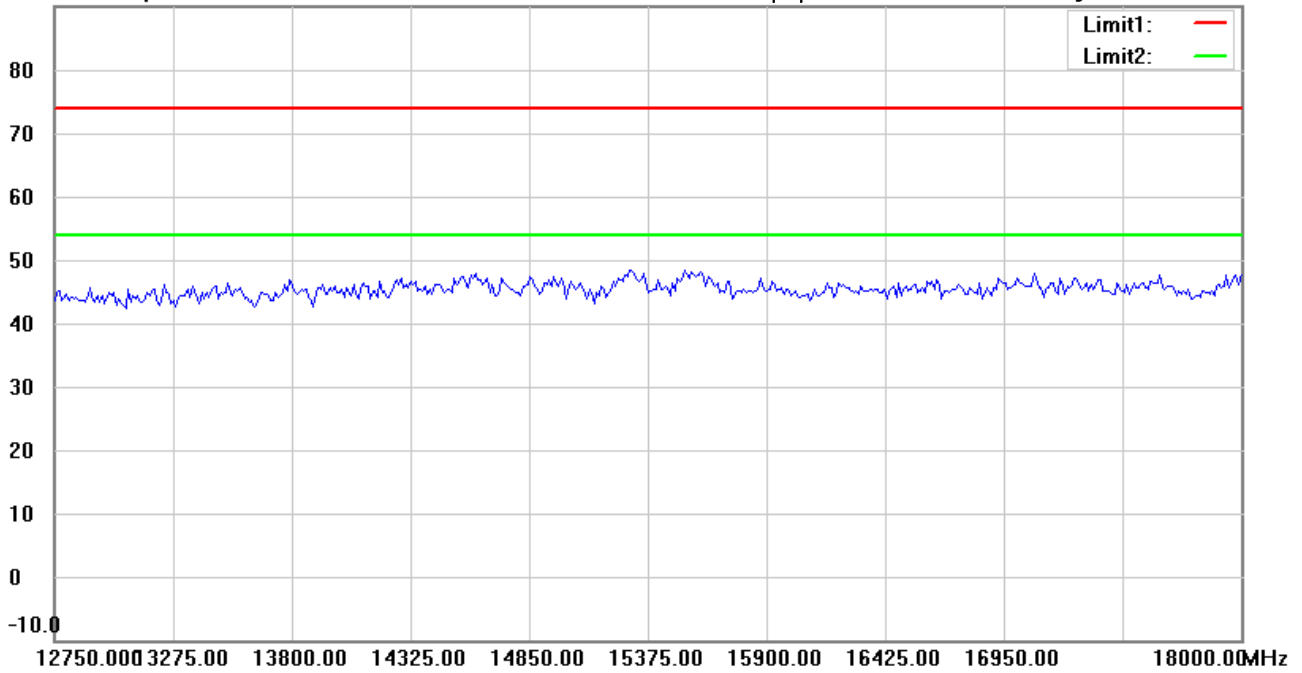
Date: 2023/9/6

Temperature:28.2 °C

90.0 dBuV/m

Time: 下午 05:33:37

Humidity:58.6 %



Site : Chamber

Condition : FCC_part 15 RE-Class B_Above 1GHz_PK

Polarization: *Vertical*

EUT : W6M22308-22913

Power : 5 Vd.c.

M/N:

Distance: 3m

Test Mode : RX 2441 MHz

Note :

Mk.	Frequency (MHz)	Reading (dBuV)	Detector	Corr. factor (dB/m)	Result (dBuV/m)	Limit (dBuV/m)	Ant.Pos (cm)	Tab.Pos (deg.)	Margin (dB)	Comment
-----	-----------------	----------------	----------	---------------------	-----------------	----------------	--------------	----------------	-------------	---------

*:Maximum data x:Over limit !:over margin



Address:6F.,No.58,Ln 188,Ruey Kuang Rd,Neihu,Taipei
 Tel:+886-2-6606-8877
 Fax:+886-2-6606-8875

Radiated Emission Measurement

Operator: Gino

File :3

Data :#4

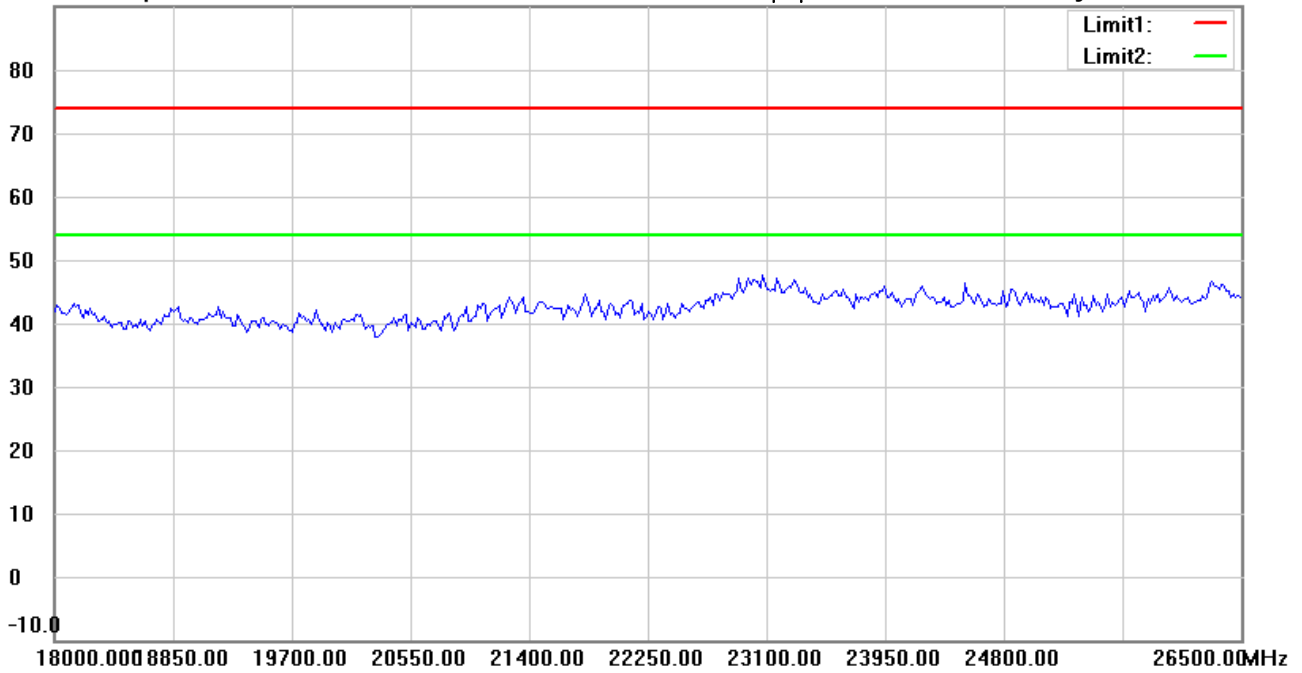
Date: 2023/9/6

Temperature:28.2 °C

90.0 dBuV/m

Time: 下午 05:32:51

Humidity:58.6 %



Site : Chamber

Condition : FCC_part 15 RE-Class B_Above 1GHz_PK

Polarization: *Horizontal*

EUT : W6M22308-22913

Power : 5 Vd.c.

M/N:

Distance: 3m

Test Mode : RX 2441 MHz

Note :

Mk.	Frequency (MHz)	Reading (dBuV)	Detector	Corr. factor (dB/m)	Result (dBuV/m)	Limit (dBuV/m)	Ant.Pos (cm)	Tab.Pos (deg.)	Margin (dB)	Comment
-----	-----------------	----------------	----------	---------------------	-----------------	----------------	--------------	----------------	-------------	---------

*:Maximum data x:Over limit !:over margin



Address:6F.,No.58,Ln 188,Ruey Kuang Rd,Neihu,Taipei
 Tel:+886-2-6606-8877
 Fax:+886-2-6606-8875

Radiated Emission Measurement

Operator: Gino

File :3

Data :#8

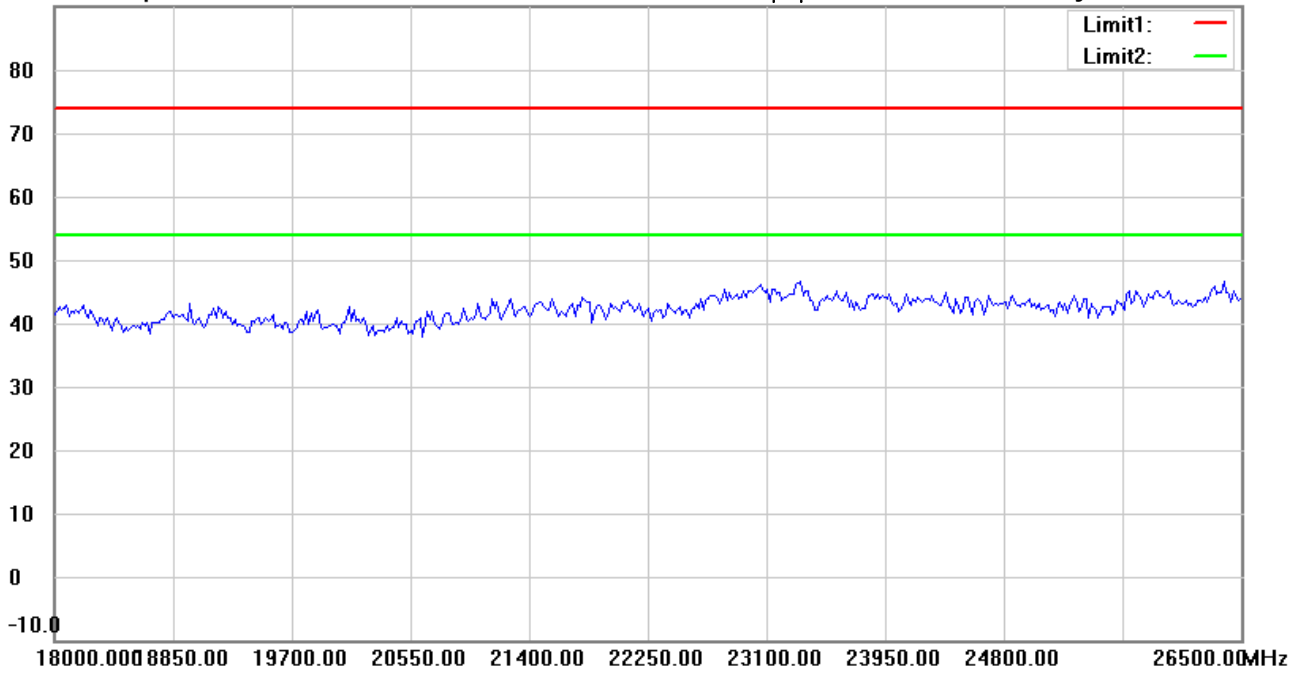
Date: 2023/9/6

Temperature:28.2 °C

90.0 dBuV/m

Time: 下午 05:33:43

Humidity:58.6 %



Site : Chamber

Condition : FCC_part 15 RE-Class B_Above 1GHz_PK

Polarization: *Vertical*

EUT : W6M22308-22913

Power : 5 Vd.c.

M/N:

Distance: 3m

Test Mode : RX 2441 MHz

Note :

Mk.	Frequency (MHz)	Reading (dBuV)	Detector	Corr. factor (dB/m)	Result (dBuV/m)	Limit (dBuV/m)	Ant.Pos (cm)	Tab.Pos (deg.)	Margin (dB)	Comment
-----	-----------------	----------------	----------	---------------------	-----------------	----------------	--------------	----------------	-------------	---------

*:Maximum data x:Over limit !:over margin



Address:6F.,No.58,Ln 188,Ruey Kuang Rd,Neihu,Taipei
 Tel:+886-2-6606-8877
 Fax:+886-2-6606-8875

Radiated Emission Measurement

Operator: Gino

File :3

Data :#1

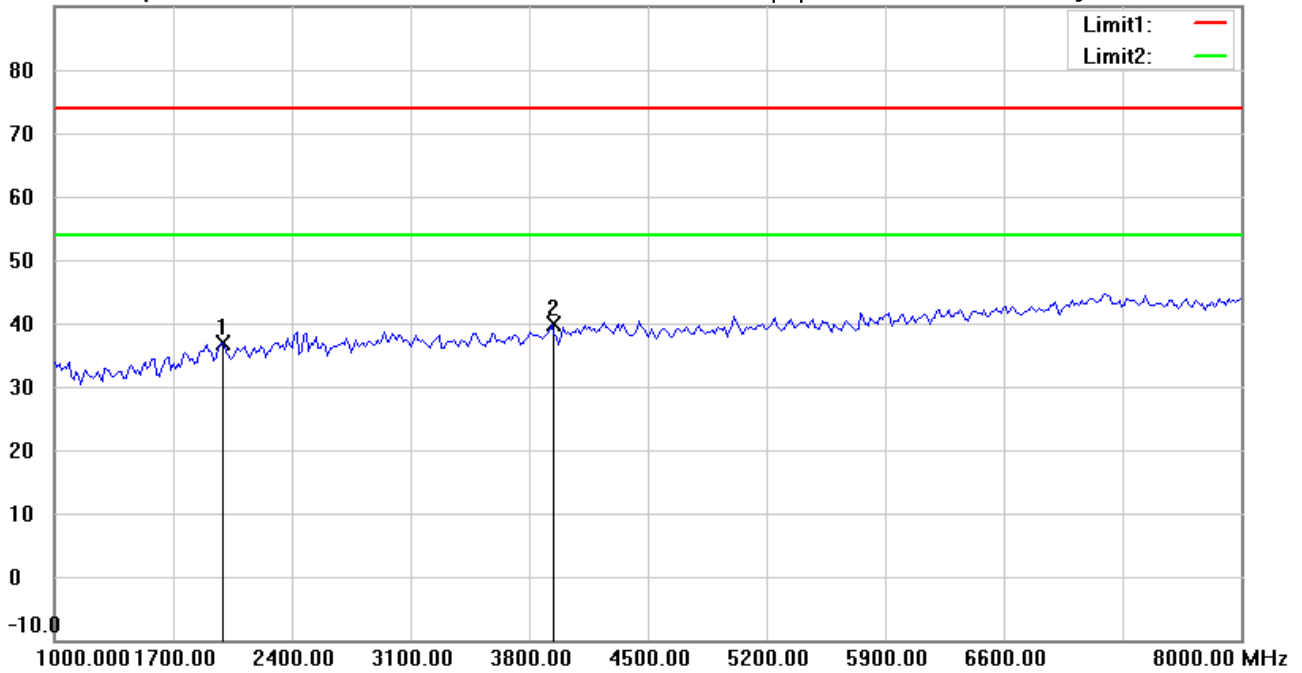
Date: 2023/9/6

Temperature:28.2 °C

90.0 dBuV/m

Time: 下午 05:33:58

Humidity:58.6 %



Site : Chamber

Condition : FCC_part 15 RE-Class B_Above 1GHz_PK

Polarization: *Horizontal*

EUT : W6M22308-22913

Power : 5 Vd.c.

M/N:

Distance: 3m

Test Mode : RX 2480 MHz

Note :

Mk.	Frequency (MHz)	Reading (dBuV)	Detector	Corr. factor (dB/m)	Result (dBuV/m)	Limit (dBuV/m)	Ant.Pos (cm)	Tab.Pos (deg.)	Margin (dB)	Comment
	1981.964	43.24	peak	-6.30	36.94	74.00	150	114	-37.06	
*	3931.864	41.92	peak	-1.99	39.93	74.00	150	206	-34.07	

*:Maximum data x:Over limit !:over margin



Address:6F.,No.58,Ln 188,Ruey Kuang Rd,Neihu,Taipei
 Tel:+886-2-6606-8877
 Fax:+886-2-6606-8875

Radiated Emission Measurement

Operator: Gino

File :3

Data :#5

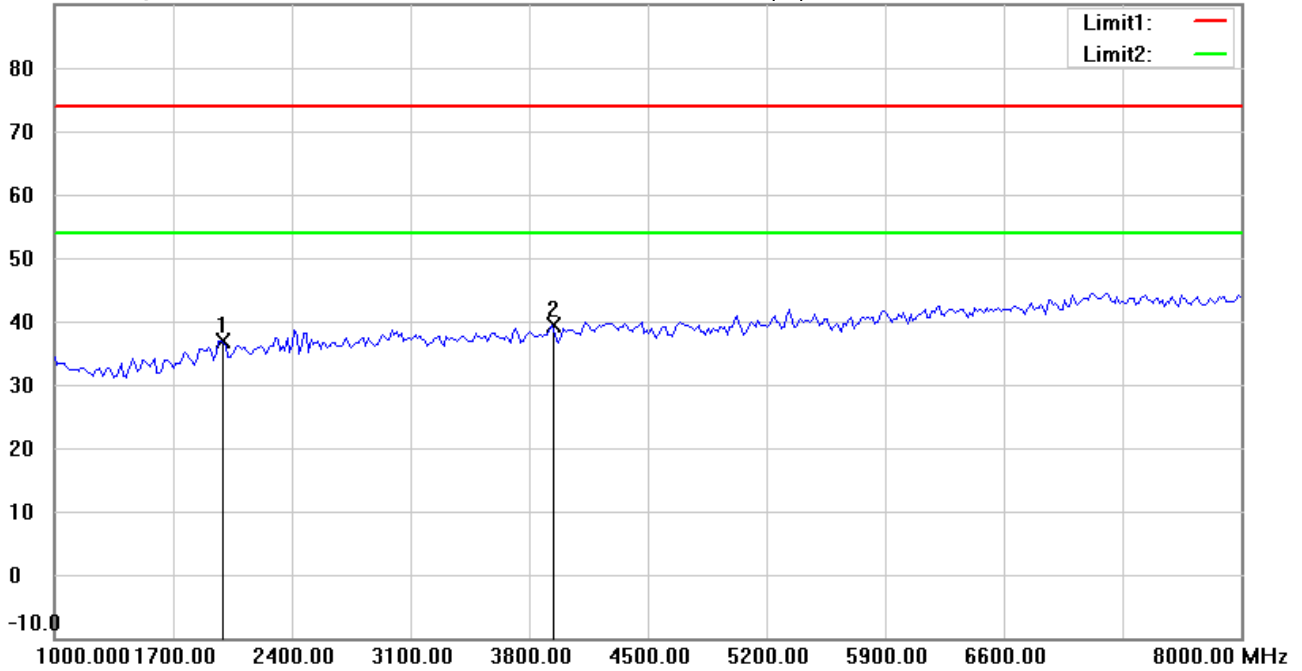
Date: 2023/9/6

Temperature:28.2 °C

90.0 dBuV/m

Time: 下午 05:34:49

Humidity:58.6 %



Site : Chamber

Condition : FCC_part 15 RE-Class B_Above 1GHz_PK

Polarization: **Vertical**

EUT : W6M22308-22913

Power : 5 Vd.c.

M/N:

Distance: 3m

Test Mode : RX 2480 MHz

Note :

Mk.	Frequency (MHz)	Reading (dBuV)	Detector	Corr. factor (dB/m)	Result (dBuV/m)	Limit (dBuV/m)	Ant.Pos (cm)	Tab.Pos (deg.)	Margin (dB)	Comment
	1981.964	43.16	peak	-6.30	36.86	74.00	150	108	-37.14	
*	3931.864	41.37	peak	-1.99	39.38	74.00	150	325	-34.62	

*:Maximum data x:Over limit !:over margin



Address:6F.,No.58,Ln 188,Ruey Kuang Rd,Neihu,Taipei
 Tel:+886-2-6606-8877
 Fax:+886-2-6606-8875

Radiated Emission Measurement

Operator: Gino

File :3

Data :#2

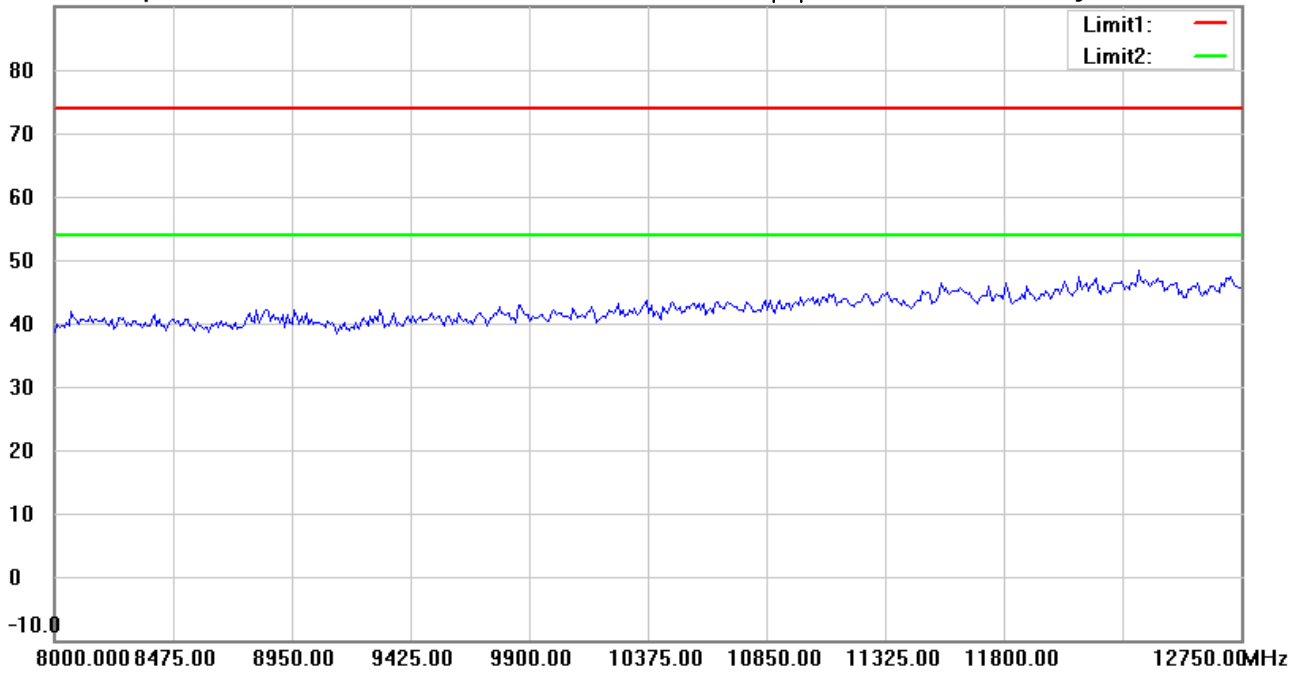
Date: 2023/9/6

Temperature:28.2 °C

90.0 dBuV/m

Time: 下午 05:34:09

Humidity:58.6 %



Site : Chamber

Condition : FCC_part 15 RE-Class B_Above 1GHz_PK

Polarization: *Horizontal*

EUT : W6M22308-22913

Power : 5 Vd.c.

M/N:

Distance: 3m

Test Mode : RX 2480 MHz

Note :

Mk.	Frequency (MHz)	Reading (dBuV)	Detector	Corr. factor (dB/m)	Result (dBuV/m)	Limit (dBuV/m)	Ant.Pos (cm)	Tab.Pos (deg.)	Margin (dB)	Comment
-----	-----------------	----------------	----------	---------------------	-----------------	----------------	--------------	----------------	-------------	---------

*:Maximum data x:Over limit !:over margin



Address:6F.,No.58,Ln 188,Ruey Kuang Rd,Neihu,Taipei
 Tel:+886-2-6606-8877
 Fax:+886-2-6606-8875

Radiated Emission Measurement

Operator: Gino

File :3

Data :#6

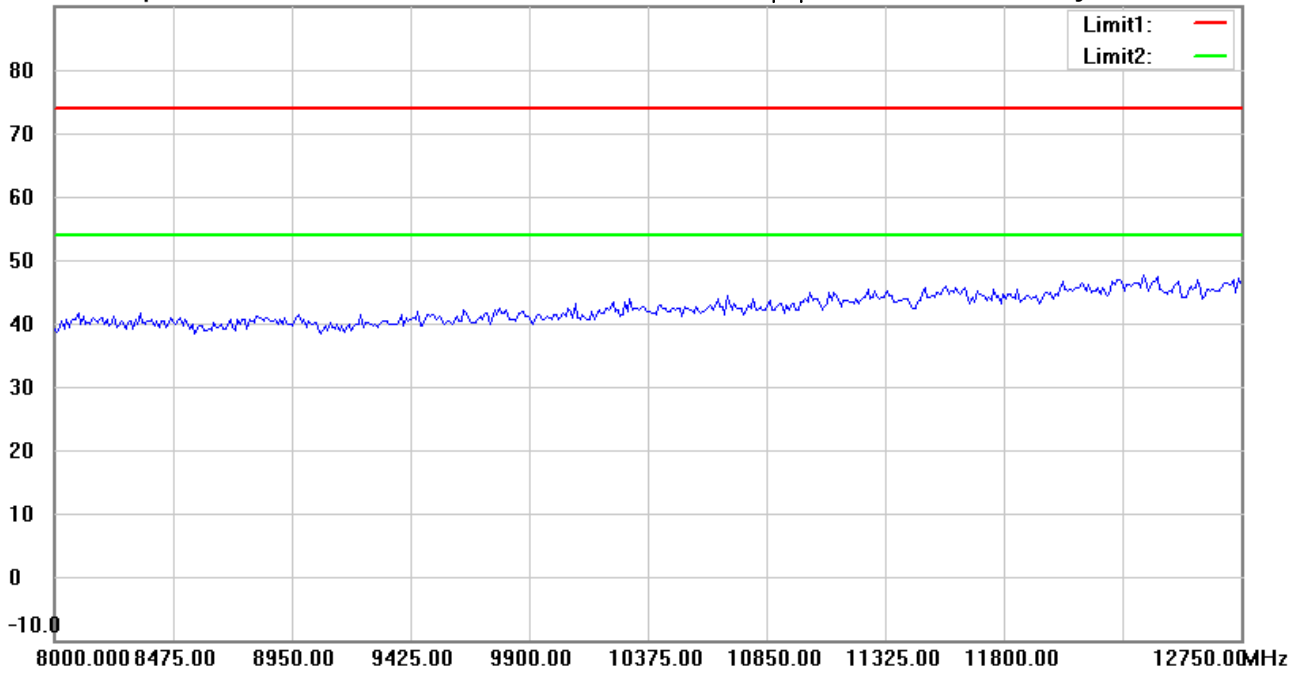
Date: 2023/9/6

Temperature:28.2 °C

90.0 dBuV/m

Time: 下午 05:35:02

Humidity:58.6 %



Site : Chamber

Condition : FCC_part 15 RE-Class B_Above 1GHz_PK

Polarization: *Vertical*

EUT : W6M22308-22913

Power : 5 Vd.c.

M/N:

Distance: 3m

Test Mode : RX 2480 MHz

Note :

Mk.	Frequency (MHz)	Reading (dBuV)	Detector	Corr. factor (dB/m)	Result (dBuV/m)	Limit (dBuV/m)	Ant.Pos (cm)	Tab.Pos (deg.)	Margin (dB)	Comment
-----	-----------------	----------------	----------	---------------------	-----------------	----------------	--------------	----------------	-------------	---------

*:Maximum data x:Over limit !:over margin



Address:6F.,No.58,Ln 188,Ruey Kuang Rd,Neihu,Taipei
 Tel:+886-2-6606-8877
 Fax:+886-2-6606-8875

Radiated Emission Measurement

Operator: Gino

File :3

Data :#3

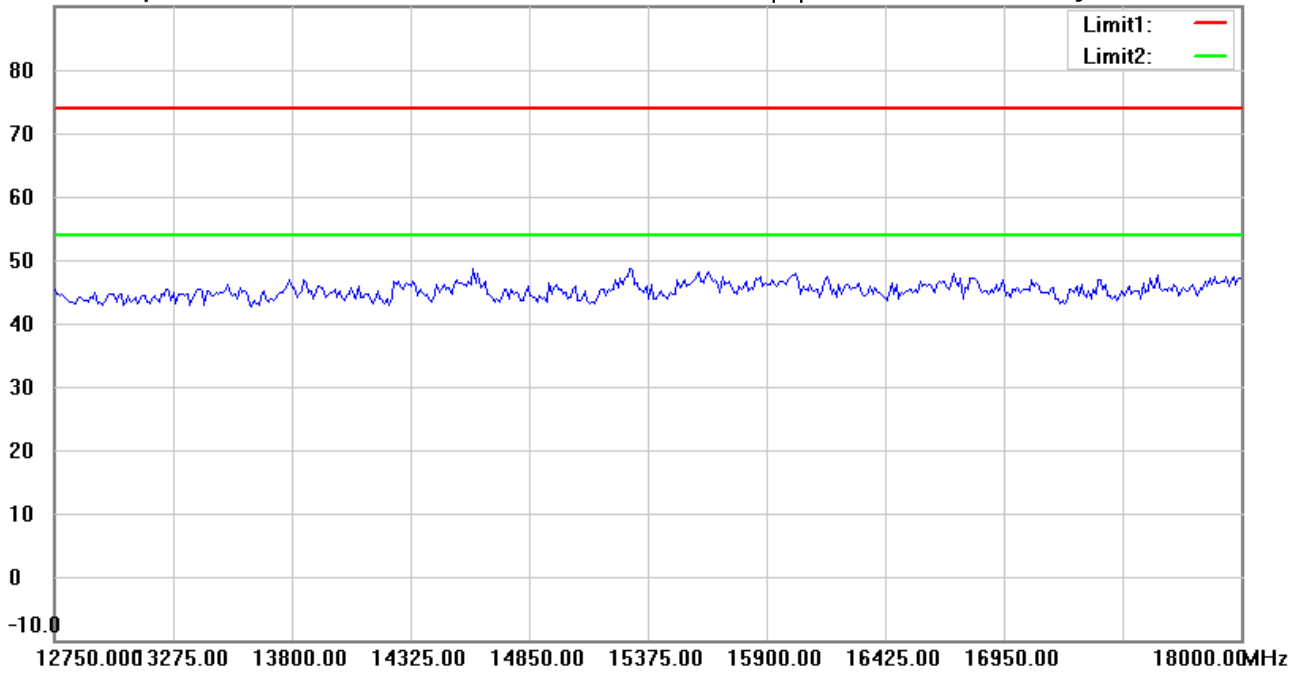
Date: 2023/9/6

Temperature:28.2 °C

90.0 dBuV/m

Time: 下午 05:34:31

Humidity:58.6 %



Site : Chamber

Condition : FCC_part 15 RE-Class B_Above 1GHz_PK

Polarization: *Horizontal*

EUT : W6M22308-22913

Power : 5 Vd.c.

M/N:

Distance: 3m

Test Mode : RX 2480 MHz

Note :

Mk.	Frequency (MHz)	Reading (dBuV)	Detector	Corr. factor (dB/m)	Result (dBuV/m)	Limit (dBuV/m)	Ant.Pos (cm)	Tab.Pos (deg.)	Margin (dB)	Comment
-----	-----------------	----------------	----------	---------------------	-----------------	----------------	--------------	----------------	-------------	---------

*:Maximum data x:Over limit !:over margin



Address:6F.,No.58,Ln 188,Ruey Kuang Rd,Neihu,Taipei
 Tel:+886-2-6606-8877
 Fax:+886-2-6606-8875

Radiated Emission Measurement

Operator: Gino

File :3

Data :#7

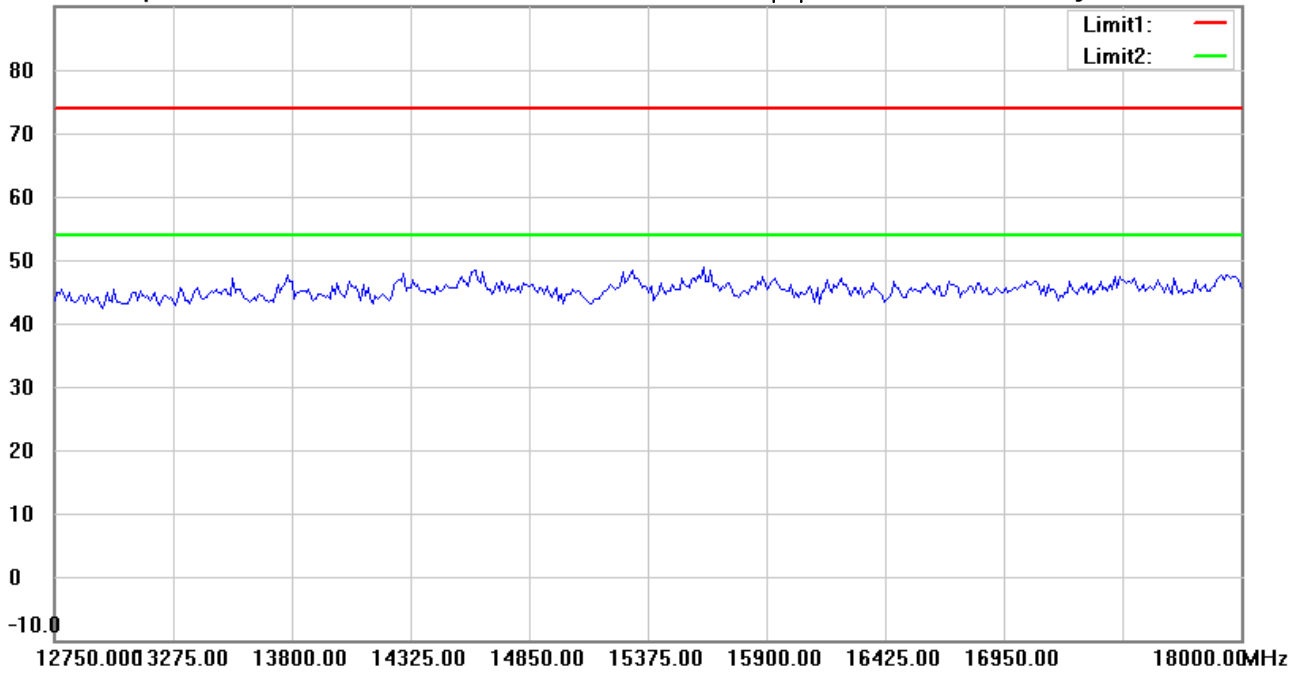
Date: 2023/9/6

Temperature:28.2 °C

90.0 dBuV/m

Time: 下午 05:35:24

Humidity:58.6 %



Site : Chamber

Condition : FCC_part 15 RE-Class B_Above 1GHz_PK

Polarization: *Vertical*

EUT : W6M22308-22913

Power : 5 Vd.c.

M/N:

Distance: 3m

Test Mode : RX 2480 MHz

Note :

Mk.	Frequency (MHz)	Reading (dBuV)	Detector	Corr. factor (dB/m)	Result (dBuV/m)	Limit (dBuV/m)	Ant.Pos (cm)	Tab.Pos (deg.)	Margin (dB)	Comment
-----	-----------------	----------------	----------	---------------------	-----------------	----------------	--------------	----------------	-------------	---------

*:Maximum data x:Over limit !:over margin



Address:6F.,No.58,Ln 188,Ruey Kuang Rd,Neihu,Taipei
 Tel:+886-2-6606-8877
 Fax:+886-2-6606-8875

Radiated Emission Measurement

Operator: Gino

File :3

Data :#4

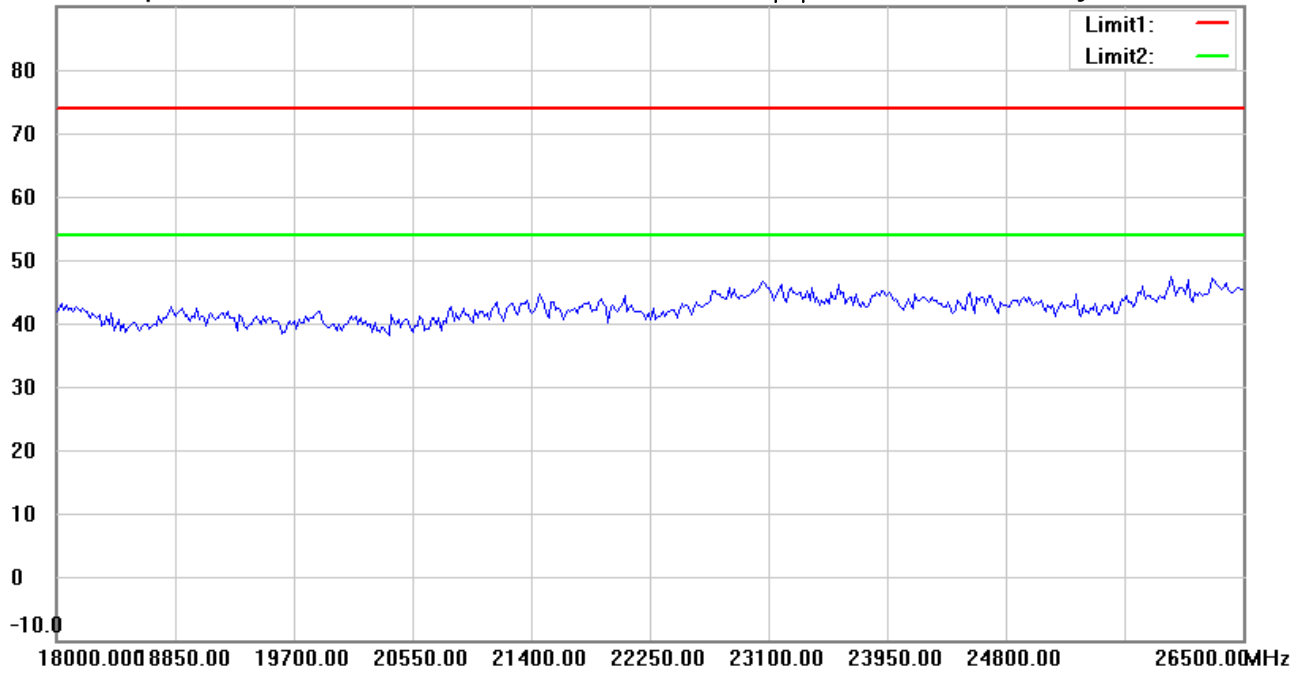
Date: 2023/9/6

Temperature:28.2 °C

90.0 dBuV/m

Time: 下午 05:34:38

Humidity:58.6 %



Site : Chamber

Condition : FCC_part 15 RE-Class B_Above 1GHz_PK

Polarization: *Horizontal*

EUT : W6M22308-22913

Power : 5 Vd.c.

M/N:

Distance: 3m

Test Mode : RX 2480 MHz

Note :

Mk.	Frequency (MHz)	Reading (dBuV)	Detector	Corr. factor (dB/m)	Result (dBuV/m)	Limit (dBuV/m)	Ant.Pos (cm)	Tab.Pos (deg.)	Margin (dB)	Comment
-----	-----------------	----------------	----------	---------------------	-----------------	----------------	--------------	----------------	-------------	---------

*:Maximum data x:Over limit !:over margin



Address:6F.,No.58,Ln 188,Ruey Kuang Rd,Neihu,Taipei
 Tel:+886-2-6606-8877
 Fax:+886-2-6606-8875

Radiated Emission Measurement

Operator: Gino

File :3

Data :#8

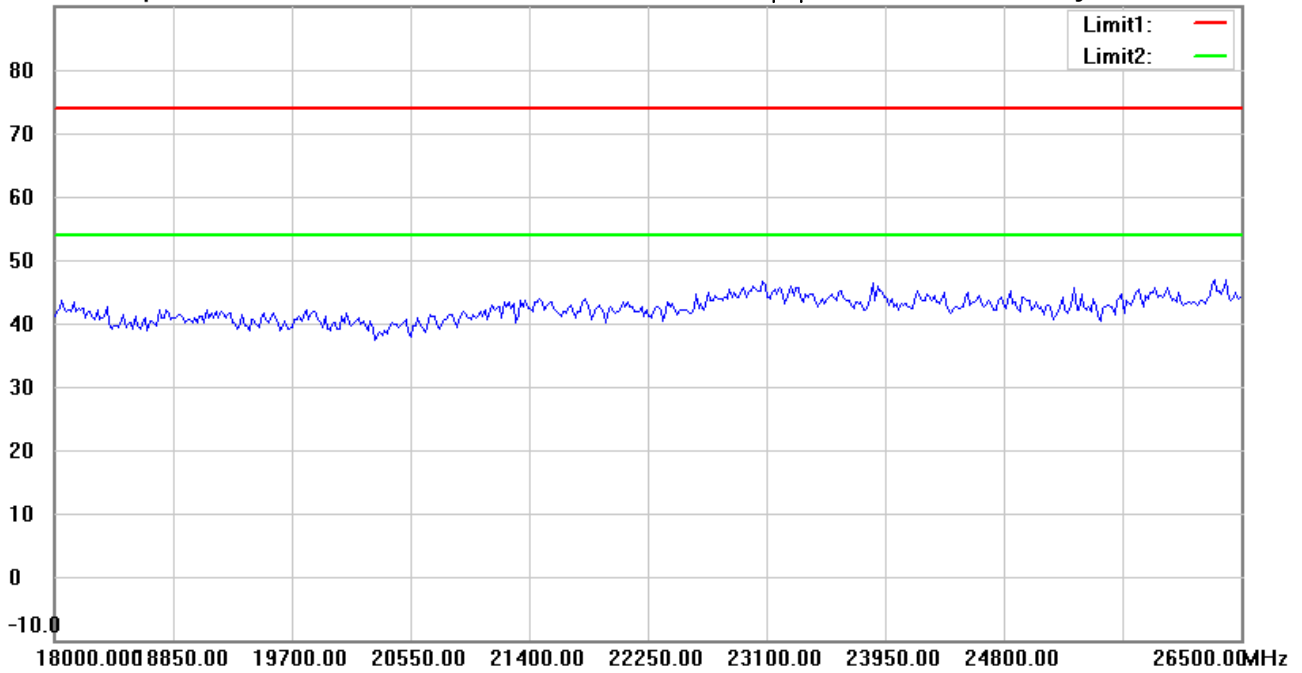
Date: 2023/9/6

Temperature:28.2 °C

90.0 dBuV/m

Time: 下午 05:35:31

Humidity:58.6 %



Site : Chamber

Condition : FCC_part 15 RE-Class B_Above 1GHz_PK

Polarization: **Vertical**

EUT : W6M22308-22913

Power : 5 Vd.c.

M/N:

Distance: 3m

Test Mode : RX 2480 MHz

Note :

Mk.	Frequency (MHz)	Reading (dBuV)	Detector	Corr. factor (dB/m)	Result (dBuV/m)	Limit (dBuV/m)	Ant.Pos (cm)	Tab.Pos (deg.)	Margin (dB)	Comment
-----	-----------------	----------------	----------	---------------------	-----------------	----------------	--------------	----------------	-------------	---------

*:Maximum data x:Over limit !:over margin



Radiated Emission Measurement

Operator: Gino

File :Bandedge

Data :#1

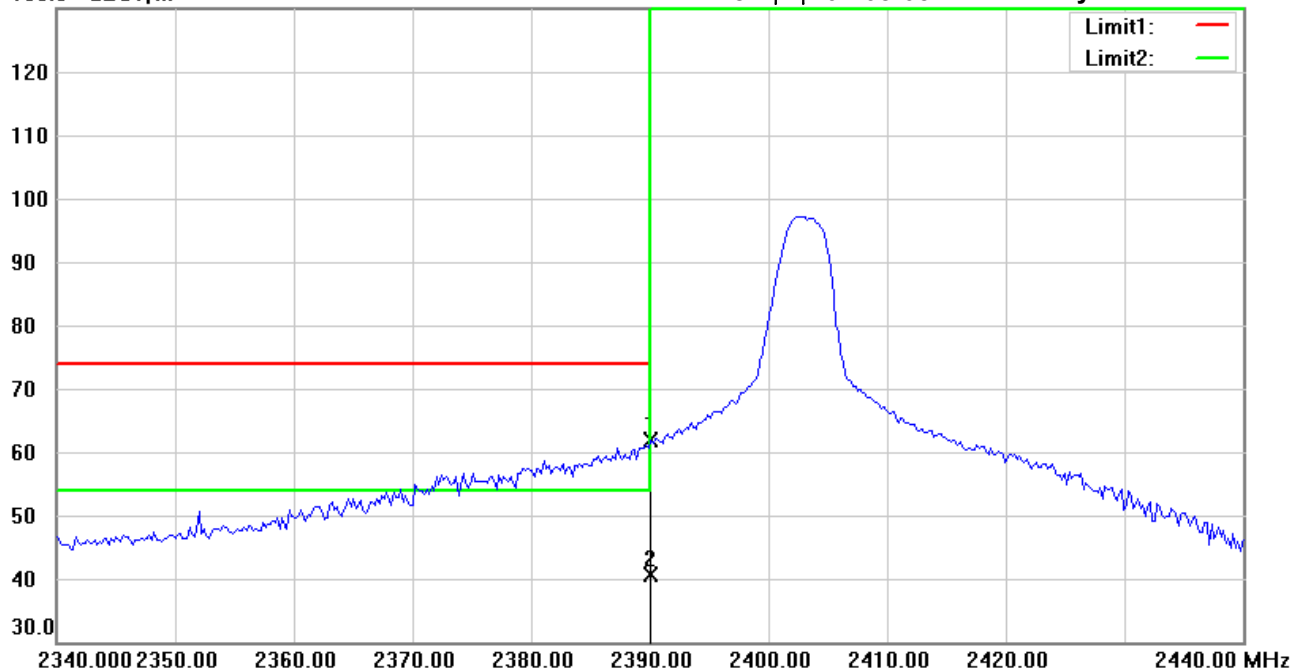
Date: 2023/9/6

Temperature:28.2 °C

130.0 dBuV/m

Time: 下午 04:08:05

Humidity:58.6 %



Site : Chamber

Condition : FCC 15.247 PK (Bandedge)

Polarization: *Horizontal*

EUT : W6M22308-22913

Power : 5 Vd.c.

M/N:

Distance: 3m

Test Mode : TX 2403 MHz

Note :

Mk.	Frequency (MHz)	Reading (dBuV)	Detector	Corr. factor (dB/m)	Result (dBuV/m)	Limit (dBuV/m)	Ant.Pos (cm)	Tab.Pos (deg.)	Margin (dB)	Comment
*	2390.000	24.93	peak	37.04	61.97	74.00	150	175	-12.03	
	2390.000	3.67	AVG	37.04	40.71	54.00	150	175	-13.29	



Radiated Emission Measurement

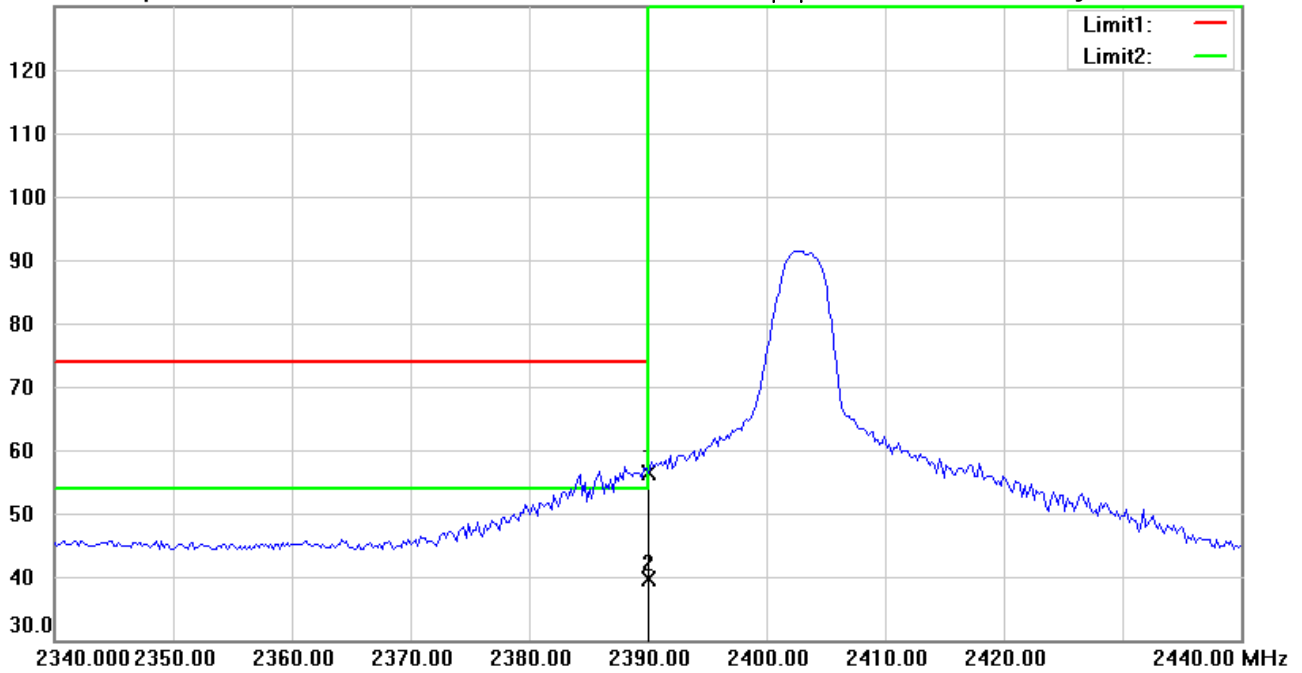
Operator: Gino

File :Bandedge
 130.0 dBuV/m

Data :#2

Date: 2023/9/6
 Time: 下午 04:22:12

Temperature:28.2 °C
 Humidity:58.6 %



Site : Chamber

Condition : FCC 15.247 PK (Bandedge)

EUT : W6M22308-22913

M/N:

Test Mode : TX 2403 MHz

Note :

Polarization: *Vertical*

Power : 5 Vd.c.

Distance: 3m

Mk.	Frequency (MHz)	Reading (dBuV)	Detector	Corr. factor (dB/m)	Result (dBuV/m)	Limit (dBuV/m)	Ant.Pos (cm)	Tab.Pos (deg.)	Margin (dB)	Comment
	2390.000	19.27	peak	37.04	56.31	74.00	150	104	-17.69	
*	2390.000	2.68	AVG	37.04	39.72	54.00	150	104	-14.28	



Radiated Emission Measurement

Operator: Jeff

File :Bandedge

Data :#1

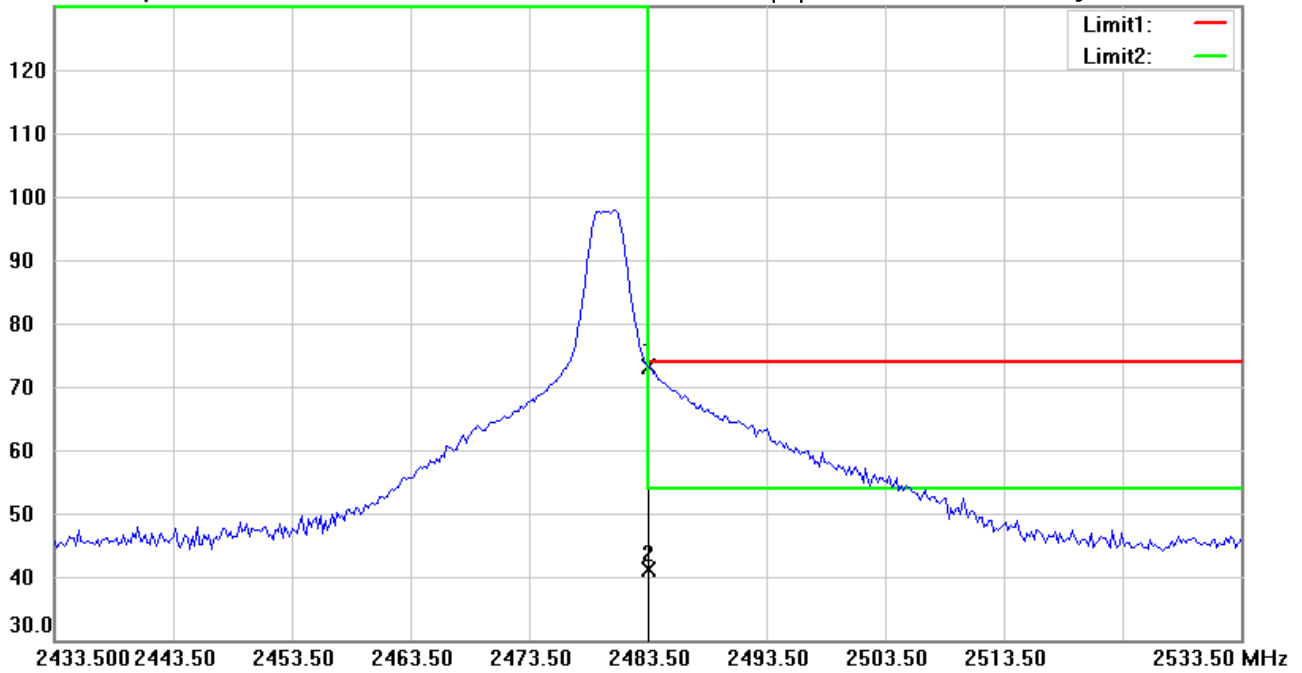
Date: 2023/9/6

Temperature:28.2 °C

130.0 dBuV/m

Time: 下午 04:31:13

Humidity:58.6 %



Site : Chamber

Condition : FCC 15.247 PK (Bandedge)

Polarization: *Horizontal*

EUT : W6M22308-22913

Power : 5 Vd.c.

M/N:

Distance: 3m

Test Mode : TX 2480 MHz

Note :

Mk.	Frequency (MHz)	Reading (dBuV)	Detector	Corr. factor (dB/m)	Result (dBuV/m)	Limit (dBuV/m)	Ant.Pos (cm)	Tab.Pos (deg.)	Margin (dB)	Comment
*	2483.500	35.25	peak	37.88	73.13	74.00	182	208	-0.87	
	2483.500	3.13	AVG	37.88	41.01	54.00	182	208	-12.99	



Radiated Emission Measurement

Operator: Jeff

File :Bandedge

Data :#2

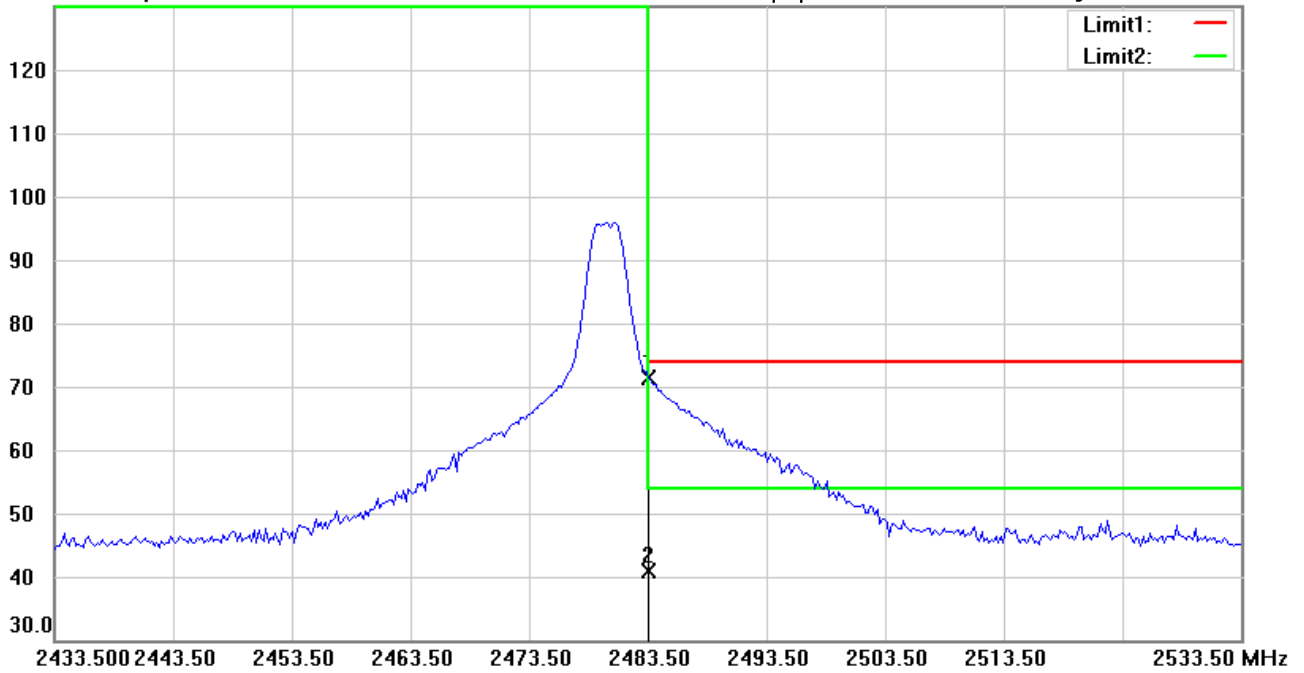
Date: 2023/9/6

Temperature:28.2 °C

130.0 dBuV/m

Time: 下午 04:38:04

Humidity:58.6 %



Site : Chamber

Condition : FCC 15.247 PK (Bandedge)

Polarization: *Vertical*

EUT : W6M22308-22913

Power : 5 Vd.c.

M/N:

Distance: 3m

Test Mode : TX 2480 MHz

Note :

Mk.	Frequency (MHz)	Reading (dBuV)	Detector	Corr. factor (dB/m)	Result (dBuV/m)	Limit (dBuV/m)	Ant.Pos (cm)	Tab.Pos (deg.)	Margin (dB)	Comment
*	2483.500	33.43	peak	37.88	71.31	74.00	164	217	-2.69	
	2483.500	3.12	AVG	37.88	41.00	54.00	164	217	-13.00	