



## Shenzhen EBO Technology Co., Ltd.

1-4F, Huafeng Science Park, Xin'an Sixth Road, 82<sup>th</sup> District, Bao'an,  
Shenzhen, China.  
Telephone: +86-755-29451282,  
Fax: +86-755-22639141

Report No.: EBO1411007-E203  
Page 1 of 25

# FCC REPORT

**Applicant:** Shenzhen Firstview Electronic Co. Ltd.  
**Address of Applicant:** 3-4/F, Block B, Huafeng 1st Technology Zone Baoan Main Road, Baoan District, Shenzhen, China  
**Equipment Under Test (EUT)**  
Product Name: 10.1 inch Tablet PC  
Model No.: 2AA95V01105, V01099, M1045  
**FCC ID:** YW52AA95V01105  
**Applicable standards:** FCC CFR Title 47 Part 15 Subpart C Section 15.249:2013  
**Date of sample receipt:** November 3, 2014  
**Date of Test:** November 3, 2014 To November 17, 2014  
**Date of report issued:** November 17, 2014  
**Test Result :** PASS \*

\* In the configuration tested, the EUT complied with the standards specified above.

Authorized Signature:

Kevin Yu  
Laboratory Manager

This report details the results of the testing carried out on one sample. The results contained in this test report do not relate to other samples of the same product and does not permit the use of the EBO product certification mark. The manufacturer should ensure that all products in series production are in conformity with the product sample detailed in this report.

This report may only be reproduced and distributed in full. If the product in this report is used in any configuration other than that detailed in the report, the manufacturer must ensure the new system complies with all relevant standards. Any mention of EBO International Electrical Approvals or testing done by EBO International Electrical Approvals in connection with, distribution or use of the product described in this report must be approved by EBO International Electrical Approvals in writing.

This document cannot be reproduced except in full, without prior written approval of the Company. Any unauthorized alteration, forgery or falsification of the content or appearance of this document is unlawful and offenders may be prosecuted to the fullest extent of the law. Unless otherwise stated the results shown in this test report refer only to the sample(s) tested and such sample(s) are retained for 90 days only."



## 2 Version

| Version No. | Date              | Description |
|-------------|-------------------|-------------|
| 00          | November 17, 2014 | Original    |
|             |                   |             |
|             |                   |             |
|             |                   |             |
|             |                   |             |

Prepared By:

Date:

November 17, 2014

Project Engineer

Check By:

Date:

November 17, 2014

Reviewer

This document is issued by the Company subject to its General Conditions of Service printed overleaf, available on request or accessible at <http://www.ebotech.cn> and, for electronic format documents, subject to Terms and Conditions for Electronic Documents at <http://www.ebotech.cn>. Attention is drawn to the limitation of liability, indemnification and jurisdiction issues defined therein. Any holder of this document is advised that information contained hereon reflects the Company's findings at the time of its intervention only and within the limits of Client's instructions, if any. The Company's sole responsibility is to its Client and this document does not exonerate parties to a transaction from exercising all their rights and obligations under the transaction documents. This document cannot be reproduced except in full, without prior written approval of the Company. Any unauthorized alteration, forgery or falsification of the content or appearance of this document is unlawful and offenders may be prosecuted to the fullest extent of the law. Unless otherwise stated the results shown in this test report refer only to the sample(s) tested and such sample(s) are retained for 90 days only."



### 3 Contents

|  | Page |
|--|------|
| 1 COVER PAGE.....                                    | 1    |
| 2 VERSION .....                                      | 2    |
| 3 CONTENTS .....                                     | 3    |
| 4 TEST SUMMARY .....                                 | 4    |
| 5 GENERAL INFORMATION .....                          | 5    |
| 5.1 CLIENT INFORMATION .....                         | 5    |
| 5.2 GENERAL DESCRIPTION OF EUT .....                 | 5    |
| 5.3 TEST MODE .....                                  | 7    |
| 5.4 DESCRIPTION OF SUPPORT UNITS .....               | 7    |
| 5.5 TEST FACILITY.....                               | 7    |
| 5.6 TEST LOCATION .....                              | 7    |
| 5.7 OTHER INFORMATION REQUESTED BY THE CUSTOMER..... | 7    |
| 6 TEST INSTRUMENTS LIST .....                        | 8    |
| 7 TEST RESULTS AND MEASUREMENT DATA.....             | 10   |
| 7.1 ANTENNA REQUIREMENT:.....                        | 10   |
| 7.2 CONDUCTED EMISSIONS .....                        | 11   |
| 7.3 RADIATED EMISSION METHOD .....                   | 14   |
| 7.3.1 Field Strength of The Fundamental Signal ..... | 16   |
| 7.3.2 Spurious emissions.....                        | 17   |
| 7.3.3 Bandedge emissions.....                        | 21   |
| 7.4 20dB OCCUPY BANDWIDTH .....                      | 22   |
| 8 TEST SETUP PHOTO .....                             | 24   |
| 9 EUT CONSTRUCTIONAL DETAILS .....                   | 25   |

This document is issued by the Company subject to its General Conditions of Service printed overleaf, available on request or accessible at <http://www.ebotech.cn> and, for electronic format documents, subject to Terms and Conditions for Electronic Documents at <http://www.ebotech.cn>. Attention is drawn to the limitation of liability, indemnification and jurisdiction issues defined therein. Any holder of this document is advised that information contained hereon reflects the Company's findings at the time of its intervention only and within the limits of Client's instructions, if any. The Company's sole responsibility is to its Client and this document does not exonerate parties to a transaction from exercising all their rights and obligations under the transaction documents. This document cannot be reproduced except in full, without prior written approval of the Company. Any unauthorized alteration, forgery or falsification of the content or appearance of this document is unlawful and offenders may be prosecuted to the fullest extent of the law. Unless otherwise stated the results shown in this test report refer only to the sample(s) tested and such sample(s) are retained for 90 days only."



#### 4 Test Summary

| Test Item                                | Section in CFR 47     | Result |
|--|-----------------------|--------|
| Antenna requirement                      | 15.203                | Pass   |
| AC Power Line Conducted Emission         | 15.207                | Pass   |
| Field strength of the fundamental signal | 15.249 (a)            | Pass   |
| Spurious emissions                       | 15.249 (a) (d)/15.209 | Pass   |
| Band edge                                | 15.249 (d)/15.205     | Pass   |
| 20dB Occupied Bandwidth                  | 15.215 (c)            | Pass   |

*Pass: The EUT complies with the essential requirements in the standard.*

*N/A: not applicable.*



## 5 General Information

### 5.1 Client Information

|                                  |  |
|----------------------------------|--|
| Applicant:                       | Shenzhen Firstview Electronic Co. Ltd.   |
| Address of Applicant:            | 3-4/F, Block B, Huafeng 1st Technology Zone Baoan Main Road, Baoan District, Shenzhen, China     |
| Manufacturer/Factory:            | Shenzhen Firstview Electronic Co., Ltd.  |
| Address of Manufacturer/Factory: | F3-6, Block B, Huafeng 1st Technology Zone, Baoan Main Road, Baoan District, Shenzhen, P.R.China |

### 5.2 General Description of EUT

|                      |  |
|----------------------|--|
| Product Name:        | 10.1 inch Tablet PC  |
| Model No.:           | 2AA95V01105, V01099, M1045   |
| Test Model No.:      | 2AA95V01105  |
| Operation Frequency: | 2402MHz~2480MHz  |
| Channel numbers:     | 40   |
| Channel separation:  | 2MHz   |
| Modulation type:     | GFSK   |
| Antenna Type:        | Integral Antenna   |
| Antenna gain:        | 2.64dBi (declare by Applicant)   |
| Power supply:        | Input: DC 5V, 2000mA from adapter<br>Or<br>DC 3.7V, 6000mAh Li-ion Battery |



| Channel list |           |         |           |         |           |         |           |
|--------------|-----------|---------|-----------|---------|-----------|---------|-----------|
| Channel      | Frequency | Channel | Frequency | Channel | Frequency | Channel | Frequency |
| 1            | 2402MHz   | 11      | 2422MHz   | 21      | 2442MHz   | 31      | 2462MHz   |
| 2            | 2404MHz   | 12      | 2424MHz   | 22      | 2444MHz   | 32      | 2464MHz   |
| ...          | ...       | ...     | ...       | ...     | ...       | ...     | ...       |
| 9            | 2418MHz   | 19      | 2438MHz   | 29      | 2458MHz   | 39      | 2478MHz   |
| 10           | 2420MHz   | 20      | 2440MHz   | 30      | 2460MHz   | 40      | 2480MHz   |

Note:

In section 15.31(m), regards to the operating frequency range over 10 MHz, the Lowest frequency, the middle frequency, and the highest frequency of channel were selected to perform the test, and the selected channel see below:

| Channel             | Frequency |
|---------------------|-----------|
| The lowest channel  | 2402MHz   |
| The middle channel  | 2440MHz   |
| The Highest channel | 2480MHz   |



### 5.3 Test mode

|   |  |
|---|--|
| Transmitting mode   | Keep the Bluetooth in continuously transmitting mode |
| <i>Remark: 1. During the test, the test voltage was tuned from 85% to 115% of the nominal rated supply voltage, and found that the worst case was under the nominal rated supply condition. So the report just shows that condition's data.</i> |  |

#### Per-test mode.

We have verified the construction and function in typical operation, The EUT was placed on three different polar directions; i.e. X axis, Y axis, Z axis. which was shown in this test report and defined as follows:

| Axis                   | X     | Y     | Z     |
|------------------------|-------|-------|-------|
| Field Strength(dBuV/m) | 95.92 | 99.54 | 96.31 |

#### Final Test Mode:

According to ANSI C63.4 standards, the test result is "worst setup": Y axis (see the test setup photo)

### 5.4 Description of Support Units

None.

### 5.5 Test Facility

The test facility is recognized, certified, or accredited by the following organizations:

- **CNAS —Registration No.: CNAS L5775**

CNAS has accredited Global United Technology Services Co., Ltd. To ISO/IEC 17025 General Requirements for the competence of testing and calibration laboratories (CNAS-CL01 Accreditation Criteria for the Competence of Testing and Calibration Laboratories) for the competence in the field of testing.

- **FCC —Registration No.: 600491**

Global United Technology Services Co., Ltd., Shenzhen EMC Laboratory has been registered and fully described in a report filed with the (FCC) Federal Communications Commission. The acceptance letter from the FCC is maintained in files. Registration 600491, June 28, 2013.

- **Industry Canada (IC) —Registration No.: 9079A-2**

The 3m Semi-anechoic chamber of Global United Technology Services Co., Ltd. has been registered by Certification and Engineering Bureau of Industry Canada for radio equipment testing with Registration No.: 9079A-2, June 26, 2013.

### 5.6 Test Location

All tests were performed at:

Global United Technology Services Co., Ltd.

Address: 2nd Floor, Block No.2, Laodong Industrial Zone, Xixiang Road Baoan District, Shenzhen, China

Tel: 0755-29451282

Fax: 0755-22639141

### 5.7 Other Information Requested by the Customer

None.

This document is issued by the Company subject to its General Conditions of Service printed overleaf, available on request or accessible at <http://www.ebotech.cn> and, for electronic format documents, subject to Terms and Conditions for Electronic Documents at <http://www.ebotech.cn>. Attention is drawn to the limitation of liability, indemnification and jurisdiction issues defined therein. Any holder of this document is advised that information contained hereon reflects the Company's findings at the time of its intervention only and within the limits of Client's instructions, if any. The Company's sole responsibility is to its Client and this document does not exonerate parties to a transaction from exercising all their rights and obligations under the transaction documents. This document cannot be reproduced except in full, without prior written approval of the Company. Any unauthorized alteration, forgery or falsification of the content or appearance of this document is unlawful and offenders may be prosecuted to the fullest extent of the law. Unless otherwise stated the results shown in this test report refer only to the sample(s) tested and such sample(s) are retained for 90 days only."

**6 Test Instruments list**

| <b>Radiated Emission:</b> |                               |                                |                             |                      |                            |                                |
|---------------------------|-------------------------------|--------------------------------|-----------------------------|----------------------|----------------------------|--------------------------------|
| <b>Item</b>               | <b>Test Equipment</b>         | <b>Manufacturer</b>            | <b>Model No.</b>            | <b>Inventory No.</b> | <b>Cal.Date (mm-dd-yy)</b> | <b>Cal.Due date (mm-dd-yy)</b> |
| 1                         | 3m Semi- Anechoic Chamber     | ZhongYu Electron               | 9.2(L)*6.2(W)* 6.4(H)       | GTS250               | Mar. 29 2013               | Mar. 28 2015                   |
| 2                         | Control Room                  | ZhongYu Electron               | 6.2(L)*2.5(W)* 2.4(H)       | GTS251               | N/A                        | N/A                            |
| 3                         | Spectrum Analyzer             | Agilent                        | E4440A                      | GTS533               | Dec. 5, 2013               | Dec. 4 2014                    |
| 4                         | EMI Test Receiver             | Rohde & Schwarz                | ESU26                       | GTS203               | Jul. 02 2014               | Jul. 01 2015                   |
| 5                         | BiConiLog Antenna             | SCHWARZBECK<br>MESS-ELEKTRONIK | VULB9163                    | GTS214               | Jul. 02 2014               | Jul. 01 2015                   |
| 6                         | Double -ridged waveguide horn | SCHWARZBECK<br>MESS-ELEKTRONIK | 9120D-829                   | GTS208               | Jul. 02 2014               | Jul. 01 2015                   |
| 7                         | Horn Antenna                  | ETS-LINDGREN                   | 3160                        | GTS217               | Mar. 28 2014               | Mar. 27 2015                   |
| 8                         | EMI Test Software             | AUDIX                          | E3                          | N/A                  | N/A                        | N/A                            |
| 9                         | Coaxial Cable                 | GTS                            | N/A                         | GTS213               | Mar. 28 2014               | Mar. 27 2015                   |
| 10                        | Coaxial Cable                 | GTS                            | N/A                         | GTS211               | Mar. 28 2014               | Mar. 27 2015                   |
| 11                        | Coaxial cable                 | GTS                            | N/A                         | GTS210               | Mar. 28 2014               | Mar. 27 2015                   |
| 12                        | Coaxial Cable                 | GTS                            | N/A                         | GTS212               | Mar. 28 2014               | Mar. 27 2015                   |
| 13                        | Amplifier(100kHz-3GHz)        | HP                             | 8347A                       | GTS204               | Jul. 02 2014               | Jul. 01 2015                   |
| 14                        | Amplifier(2GHz-20GHz)         | HP                             | 8349B                       | GTS206               | Jul. 02 2014               | Jul. 01 2015                   |
| 15                        | Amplifier (18-26GHz)          | Rohde & Schwarz                | AFS33-18002<br>650-30-8P-44 | GTS218               | Jul. 02 2014               | Jul. 01 2015                   |
| 16                        | Band filter                   | Amindeon                       | 82346                       | GTS219               | Mar. 28 2014               | Mar. 27 2015                   |

| <b>Conducted Emission:</b> |                       |                                |                      |                      |                            |                                |
|----------------------------|-----------------------|--------------------------------|----------------------|----------------------|----------------------------|--------------------------------|
| <b>Item</b>                | <b>Test Equipment</b> | <b>Manufacturer</b>            | <b>Model No.</b>     | <b>Inventory No.</b> | <b>Cal.Date (mm-dd-yy)</b> | <b>Cal.Due date (mm-dd-yy)</b> |
| 1                          | Shielding Room        | ZhongYu Electron               | 7.0(L)x3.0(W)x3.0(H) | GTS264               | Sep. 07 2013               | Sep. 06 2015                   |
| 2                          | EMI Test Receiver     | Rohde & Schwarz                | ESCS30               | GTS223               | Jul. 02 2014               | Jul. 01 2015                   |
| 3                          | 10dB Pulse Limita     | Rohde & Schwarz                | N/A                  | GTS224               | Jul. 02 2014               | Jul. 01 2015                   |
| 4                          | Coaxial Switch        | ANRITSU CORP                   | MP59B                | GTS225               | Jul. 02 2014               | Jul. 01 2015                   |
| 5                          | LISN                  | SCHWARZBECK<br>MESS-ELEKTRONIK | NSLK 8127            | GTS226               | Jul. 02 2014               | Jul. 01 2015                   |
| 6                          | Coaxial Cable         | GTS                            | N/A                  | GTS227               | Jul. 02 2014               | Jul. 01 2015                   |
| 7                          | EMI Test Software     | AUDIX                          | E3                   | N/A                  | N/A                        | N/A                            |

This document is issued by the Company subject to its General Conditions of Service printed overleaf, available on request or accessible at <http://www.ebotech.cn> and, for electronic format documents, subject to Terms and Conditions for Electronic Documents at <http://www.ebotech.cn>. Attention is drawn to the limitation of liability, indemnification and jurisdiction issues defined therein. Any holder of this document is advised that information contained hereon reflects the Company's findings at the time of its intervention only and within the limits of Client's instructions, if any. The Company's sole responsibility is to its Client and this document does not exonerate parties to a transaction from exercising all their rights and obligations under the transaction documents. This document cannot be reproduced except in full, without prior written approval of the Company. Any unauthorized alteration, forgery or falsification of the content or appearance of this document is unlawful and offenders may be prosecuted to the fullest extent of the law. Unless otherwise stated the results shown in this test report refer only to the sample(s) tested and such sample(s) are retained for 90 days only."





| General used equipment: |                |              |           |               |                     |                         |
|-------------------------|----------------|--------------|-----------|---------------|---------------------|-------------------------|
| Item                    | Test Equipment | Manufacturer | Model No. | Inventory No. | Cal.Date (mm-dd-yy) | Cal.Due date (mm-dd-yy) |
| 1                       | Barometer      | ChangChun    | DYM3      | GTS257        | Jul. 02 2014        | Jul. 01 2015            |

This document is issued by the Company subject to its General Conditions of Service printed overleaf, available on request or accessible at <http://www.ebotech.cn> and, for electronic format documents, subject to Terms and Conditions for Electronic Documents at <http://www.ebotech.cn>. Attention is drawn to the limitation of liability, indemnification and jurisdiction issues defined therein. Any holder of this document is advised that information contained hereon reflects the Company's findings at the time of its intervention only and within the limits of Client's instructions, if any. The Company's sole responsibility is to its Client and this document does not exonerate parties to a transaction from exercising all their rights and obligations under the transaction documents. This document cannot be reproduced except in full, without prior written approval of the Company. Any unauthorized alteration, forgery or falsification of the content or appearance of this document is unlawful and offenders may be prosecuted to the fullest extent of the law. Unless otherwise stated the results shown in this test report refer only to the sample(s) tested and such sample(s) are retained for 90 days only."



## 7 Test results and Measurement Data

### 7.1 Antenna requirement:

|  |                             |
|--|-----------------------------|
| <b>Standard requirement:</b>   | FCC Part15 C Section 15.203 |
| <b>15.203 requirement:</b><br>An intentional radiator shall be designed to ensure that no antenna other than that furnished by the responsible party shall be used with the device. The use of a permanently attached antenna or of an antenna that uses a unique coupling to the intentional radiator, the manufacturer may design the unit so that a broken antenna can be replaced by the user, but the use of a standard antenna jack or electrical connector is prohibited. |                             |
| <b>E.U.T Antenna:</b>  |                             |
| <i>The antenna is Integral antenna, the best case gain of the antenna is 2.64dBi</i>   |                             |



## 7.2 Conducted Emissions

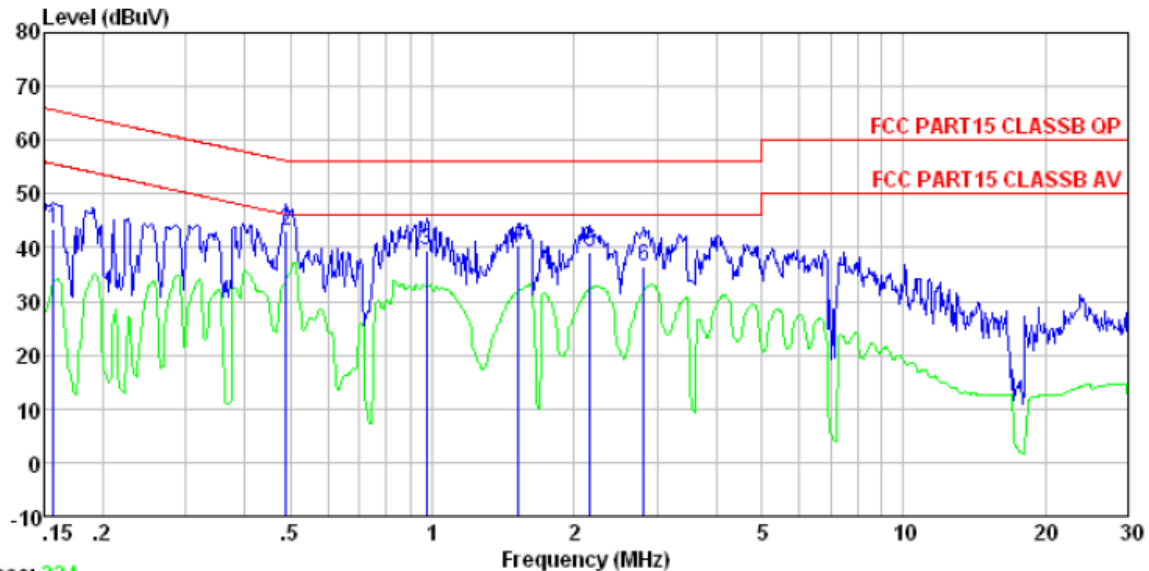
|  |   |              |           |           |
|--|---|--------------|-----------|-----------|
| Test Requirement:                                | FCC Part15 C Section 15.207   |              |           |           |
| Test Method:                                     | ANSI C63.4:2003   |              |           |           |
| Test Frequency Range:                            | 150KHz to 30MHz   |              |           |           |
| Class / Severity:                                | Class B   |              |           |           |
| Receiver setup:                                  | RBW=9KHz, VBW=30KHz, Sweep time=auto  |              |           |           |
| Limit:   | Frequency range (MHz)   | Limit (dBuV) |           |           |
|  |   | Quasi-peak   | Average   |           |
|  |   | 0.15-0.5     | 66 to 56* | 56 to 46* |
|  |   | 0.5-5        | 56        | 46        |
|  |   | 5-30         | 60        | 50        |
| * Decreases with the logarithm of the frequency. |   |              |           |           |
| Test setup:                                      | <div><div>Reference Plane</div><div><div><div>LISN</div><div>AUX Equipment</div></div><div><div>E.U.T</div><div>Test table/Insulation plane</div></div></div><div><div>40cm</div></div><div><div>80cm</div><div><div>LISN</div><div>Filter</div><div>AC power</div></div><div><div>EMI Receiver</div></div></div></div>   |              |           |           |
|  | <div>Remark:<br/>E.U.T: Equipment Under Test<br/>LISN: Line Impedance Stabilization Network<br/>Test table height=0.8m</div>  |              |           |           |
| Test procedure:                                  | <div>1. The E.U.T and simulators are connected to the main power through a line impedance stabilization network (L.I.S.N.). This provides a 50ohm/50uH coupling impedance for the measuring equipment.</div> <div>2. The peripheral devices are also connected to the main power through a LISN that provides a 50ohm/50uH coupling impedance with 50ohm termination. (Please refer to the block diagram of the test setup and photographs).</div> <div>3. Both sides of A.C. line are checked for maximum conducted interference. In order to find the maximum emission, the relative positions of equipment and all of the interface cables must be changed according to ANSI C63.4: 2003 on conducted measurement.</div> |              |           |           |
| Test Instruments:                                | Refer to section 6.0 for details  |              |           |           |
| Test mode:                                       | Refer to section 5.3 for details  |              |           |           |
| Test results:                                    | Pass  |              |           |           |

### Measurement data:

This document is issued by the Company subject to its General Conditions of Service printed overleaf, available on request or accessible at <http://www.ebotech.cn> and, for electronic format documents, subject to Terms and Conditions for Electronic Documents at <http://www.ebotech.cn>. Attention is drawn to the limitation of liability, indemnification and jurisdiction issues defined therein. Any holder of this document is advised that information contained hereon reflects the Company's findings at the time of its intervention only and within the limits of Client's instructions, if any. The Company's sole responsibility is to its Client and this document does not exonerate parties to a transaction from exercising all their rights and obligations under the transaction documents. This document cannot be reproduced except in full, without prior written approval of the Company. Any unauthorized alteration, forgery or falsification of the content or appearance of this document is unlawful and offenders may be prosecuted to the fullest extent of the law. Unless otherwise stated the results shown in this test report refer only to the sample(s) tested and such sample(s) are retained for 90 days only."



|            |                |  |      |
|------------|----------------|--|------|
| Test mode: | Bluetooth mode |  | LINE |
|------------|----------------|--|------|



Trace: 224

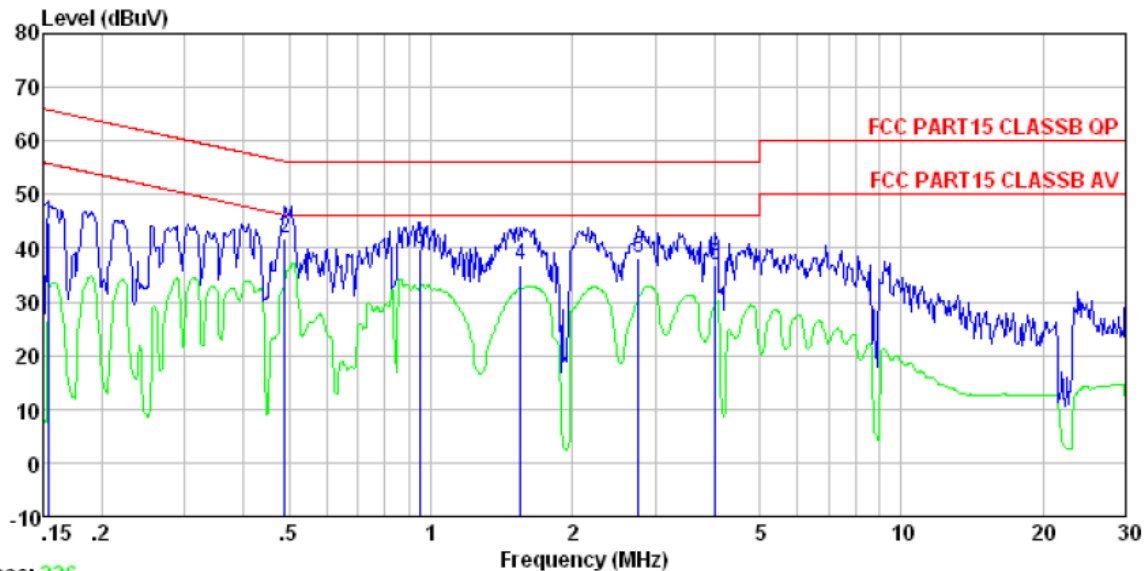
Site : Shielded room  
Condition : FCC PART15 CLASSB QP LISN-2013 LINE  
Test Engineer: Mike

|   | Freq  | Read Level | LISN Factor | Cable Loss | Level | Limit Line | Over Limit | Remark |
|---|-------|------------|-------------|------------|-------|------------|------------|--------|
|   | MHz   | dBuV       | dB          | dB         | dBuV  | dBuV       | dB         |        |
| 1 | 0.157 | 43.24      | 0.15        | 0.12       | 43.51 | 65.60      | -22.09     | QP     |
| 2 | 0.489 | 42.87      | 0.12        | 0.11       | 43.10 | 56.19      | -13.09     | QP     |
| 3 | 0.974 | 39.25      | 0.14        | 0.13       | 39.52 | 56.00      | -16.48     | QP     |
| 4 | 1.527 | 40.14      | 0.12        | 0.14       | 40.40 | 56.00      | -15.60     | QP     |
| 5 | 2.167 | 38.79      | 0.12        | 0.15       | 39.06 | 56.00      | -16.94     | QP     |
| 6 | 2.809 | 36.35      | 0.14        | 0.15       | 36.64 | 56.00      | -19.36     | QP     |

This document is issued by the Company subject to its General Conditions of Service printed overleaf, available on request or accessible at <http://www.ebotech.cn> and, for electronic format documents, subject to Terms and Conditions for Electronic Documents at <http://www.ebotech.cn>. Attention is drawn to the limitation of liability, indemnification and jurisdiction issues defined therein. Any holder of this document is advised that information contained hereon reflects the Company's findings at the time of its intervention only and within the limits of Client's instructions, if any. The Company's sole responsibility is to its Client and this document does not exonerate parties to a transaction from exercising all their rights and obligations under the transaction documents. This document cannot be reproduced except in full, without prior written approval of the Company. Any unauthorized alteration, forgery or falsification of the content or appearance of this document is unlawful and offenders may be prosecuted to the fullest extent of the law. Unless otherwise stated the results shown in this test report refer only to the sample(s) tested and such sample(s) are retained for 90 days only."



|            |                |         |
|------------|----------------|---------|
| Test mode: | Bluetooth mode | NEUTRAL |
|------------|----------------|---------|



Trace: 226

Site : Shielded room  
Condition : FCC PART15 CLASSB QP LISN-2013 NEUTRAL  
Test Engineer: Mike

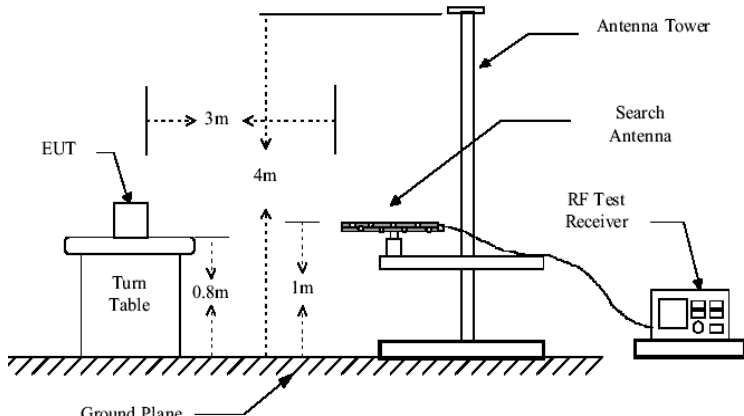
|   | Freq  | Read Level | LISN Factor | Cable Loss | Limit Level | Over Limit | Remark    |
|---|-------|------------|-------------|------------|-------------|------------|-----------|
|   | MHz   | dBuV       | dB          | dB         | dBuV        | dB         |           |
| 1 | 0.154 | 44.70      | 0.07        | 0.12       | 44.89       | 65.78      | -20.89 QP |
| 2 | 0.489 | 41.59      | 0.06        | 0.11       | 41.76       | 56.19      | -14.43 QP |
| 3 | 0.953 | 39.63      | 0.07        | 0.13       | 39.83       | 56.00      | -16.17 QP |
| 4 | 1.552 | 36.64      | 0.09        | 0.14       | 36.87       | 56.00      | -19.13 QP |
| 5 | 2.765 | 37.83      | 0.10        | 0.15       | 38.08       | 56.00      | -17.92 QP |
| 6 | 4.027 | 36.43      | 0.14        | 0.15       | 36.72       | 56.00      | -19.28 QP |

Notes:

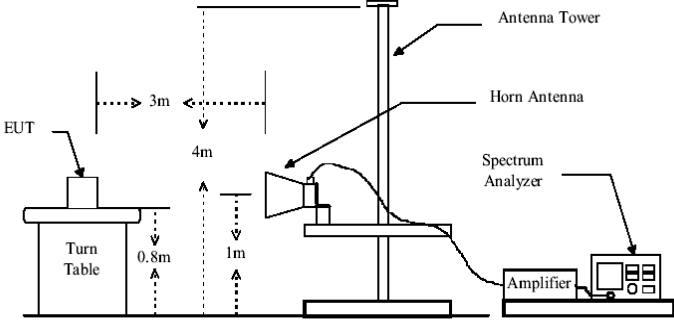
1. An initial pre-scan was performed on the line and neutral lines with peak detector.
2. Quasi-Peak and Average measurement were performed at the frequencies with maximized peak emission.
3. Final Level = Receiver Read level + LISN Factor + Cable Loss
4. If the average limit is met when using a quasi-peak detector receiver, the EUT shall be deemed to meet both limits and measurement with the average detector receiver is unnecessary.

This document is issued by the Company subject to its General Conditions of Service printed overleaf, available on request or accessible at <http://www.eботek.cn> and, for electronic format documents, subject to Terms and Conditions for Electronic Documents at <http://www.eботek.cn>. Attention is drawn to the limitation of liability, indemnification and jurisdiction issues defined therein. Any holder of this document is advised that information contained hereon reflects the Company's findings at the time of its intervention only and within the limits of Client's instructions, if any. The Company's sole responsibility is to its Client and this document does not exonerate parties to a transaction from exercising all their rights and obligations under the transaction documents. This document cannot be reproduced except in full, without prior written approval of the Company. Any unauthorized alteration, forgery or falsification of the content or appearance of this document is unlawful and offenders may be prosecuted to the fullest extent of the law. Unless otherwise stated the results shown in this test report refer only to the sample(s) tested and such sample(s) are retained for 90 days only."

## 7.3 Radiated Emission Method

|  |  |            |                    |        |                  |
|--|--|------------|--------------------|--------|------------------|
| Test Requirement:                                    | FCC Part15 C Section 15.209  |            |                    |        |                  |
| Test Method:   | ANSI C63.4:2003  |            |                    |        |                  |
| Test Frequency Range:                                | 30MHz to 25GHz   |            |                    |        |                  |
| Test site:   | Measurement Distance: 3m   |            |                    |        |                  |
| Receiver setup:                                      | Frequency  | Detector   | RBW                | VBW    | Remark           |
|  | 30MHz-1GHz   | Quasi-peak | 120KHz             | 300KHz | Quasi-peak Value |
|  | Above 1GHz   | Peak       | 1MHz               | 3MHz   | Peak Value       |
|  |  | Peak       | 1MHz               | 10Hz   | Average Value    |
| Limit:<br>(Field strength of the fundamental signal) | Frequency  |            | Limit (dBuV/m @3m) |        | Remark           |
|  | 2400MHz-2483.5MHz  |            | 94.00              |        | Average Value    |
|  |  |            | 114.00             |        | Peak Value       |
|  | For fundamental , the RBW and VBW were set to 3MHz and 10MHz. Peak detector for peak value, Average detector for average value.  |            |                    |        |                  |
| Limit:<br>(Spurious Emissions)                       | Frequency  |            | Limit (dBuV/m @3m) |        | Remark           |
|  | 30MHz-88MHz  |            | 40.00              |        | Quasi-peak Value |
|  | 88MHz-216MHz   |            | 43.50              |        | Quasi-peak Value |
|  | 216MHz-960MHz  |            | 46.00              |        | Quasi-peak Value |
|  | 960MHz-1GHz  |            | 54.00              |        | Quasi-peak Value |
|  | Above 1GHz   |            | 54.00              |        | Average Value    |
|  |  |            | 74.00              |        | Peak Value       |
| Limit:<br>(band edge)                                | Emissions radiated outside of the specified frequency bands, except for harmonics, shall be attenuated by at least 50 dB below the level of the fundamental or to the general radiated emission limits in Section 15.209, whichever is the lesser attenuation. |            |                    |        |                  |
| Test setup:  | <div>Below 1GHz</div> <div></div>  |            |                    |        |                  |

This document is issued by the Company subject to its General Conditions of Service printed overleaf, available on request or accessible at <http://www.ebotech.cn> and, for electronic format documents, subject to Terms and Conditions for Electronic Documents at <http://www.ebotech.cn>. Attention is drawn to the limitation of liability, indemnification and jurisdiction issues defined therein. Any holder of this document is advised that information contained hereon reflects the Company's findings at the time of its intervention only and within the limits of Client's instructions, if any. The Company's sole responsibility is to its Client and this document does not exonerate parties to a transaction from exercising all their rights and obligations under the transaction documents. This document cannot be reproduced except in full, without prior written approval of the Company. Any unauthorized alteration, forgery or falsification of the content or appearance of this document is unlawful and offenders may be prosecuted to the fullest extent of the law. Unless otherwise stated the results shown in this test report refer only to the sample(s) tested and such sample(s) are retained for 90 days only."

|                          |   |
|--------------------------|---|
|                          | <p>Above 1GHz</p>   |
| <p>Test Procedure:</p>   | <ol style="list-style-type: none"> <li>1. The EUT was placed on the top of a rotating table 0.8 meters above the ground at a 3 meter camber. The table was rotated 360 degrees to determine the position of the highest radiation.</li> <li>2. The EUT was set 3 meters away from the interference-receiving antenna, which was mounted on the top of a variable-height antenna tower.</li> <li>3. The antenna height is varied from one meter to four meters above the ground to determine the maximum value of the field strength. Both horizontal and vertical polarizations of the antenna are set to make the measurement.</li> <li>4. For each suspected emission, the EUT was arranged to its worst case and then the antenna was tuned to heights from 1 meter to 4 meters and the rota table was turned from 0 degrees to 360 degrees to find the maximum reading.</li> <li>5. The test-receiver system was set to Peak Detect Function and Specified Bandwidth with Maximum Hold Mode.</li> <li>6. If the emission level of the EUT in peak mode was 10dB lower than the limit specified, then testing could be stopped and the peak values of the EUT would be reported. Otherwise the emissions that did not have 10dB margin would be re-tested one by one using peak, quasi-peak or average method as specified and then reported in a data sheet.</li> </ol> |
| <p>Test Instruments:</p> | <p>Refer to section 6.0 for details</p>   |
| <p>Test mode:</p>        | <p>Refer to section 5.3 for details</p>   |
| <p>Test results:</p>     | <p>Pass</p>   |

## Measurement data:



### 7.3.1 Field Strength of The Fundamental Signal

#### Peak value:

| Frequency (MHz) | Read Level (dBuV) | Antenna Factor (dB/m) | Cable Loss (dB) | Preamplifier Factor (dB) | Level (dBuV/m) | Limit Line (dBuV/m) | Over Limit (dB) | polarization |
|-----------------|-------------------|-----------------------|-----------------|--------------------------|----------------|---------------------|-----------------|--------------|
| 2402.00         | 96.75             | 27.58                 | 5.39            | 30.18                    | 99.54          | 114.00              | -14.46          | Vertical     |
| 2402.00         | 93.20             | 27.58                 | 5.39            | 30.18                    | 95.99          | 114.00              | -18.01          | Horizontal   |
| 2440.00         | 95.38             | 27.55                 | 5.43            | 30.06                    | 98.30          | 114.00              | -15.70          | Vertical     |
| 2440.00         | 91.73             | 27.55                 | 5.43            | 30.06                    | 94.65          | 114.00              | -19.35          | Horizontal   |
| 2480.00         | 95.16             | 27.52                 | 5.47            | 29.93                    | 98.22          | 114.00              | -15.78          | Vertical     |
| 2480.00         | 91.91             | 27.52                 | 5.47            | 29.93                    | 94.97          | 114.00              | -19.03          | Horizontal   |

#### Average value:

| Frequency (MHz) | Read Level (dBuV) | Antenna Factor (dB/m) | Cable Loss (dB) | Preamplifier Factor (dB) | Level (dBuV/m) | Limit Line (dBuV/m) | Over Limit (dB) | polarization |
|-----------------|-------------------|-----------------------|-----------------|--------------------------|----------------|---------------------|-----------------|--------------|
| 2402.00         | 85.43             | 27.58                 | 5.39            | 30.18                    | 88.22          | 94.00               | -5.78           | Vertical     |
| 2402.00         | 82.54             | 27.58                 | 5.39            | 30.18                    | 85.33          | 94.00               | -8.67           | Horizontal   |
| 2440.00         | 83.76             | 27.55                 | 5.43            | 30.06                    | 86.68          | 94.00               | -7.32           | Vertical     |
| 2440.00         | 80.75             | 27.55                 | 5.43            | 30.06                    | 83.67          | 94.00               | -10.33          | Horizontal   |
| 2480.00         | 82.46             | 27.52                 | 5.47            | 29.93                    | 85.52          | 94.00               | -8.48           | Vertical     |
| 2480.00         | 79.05             | 27.52                 | 5.47            | 29.93                    | 82.11          | 94.00               | -11.89          | Horizontal   |





### 7.3.2 Spurious emissions

■ Below 1GHz

| Frequency (MHz) | Read Level (dBuV) | Antenna Factor (dB/m) | Cable Loss (dB) | Preamplifier Factor (dB) | Level (dBuV/m) | Limit Line (dBuV/m) | Over Limit (dB) | polarization |
|-----------------|-------------------|-----------------------|-----------------|--------------------------|----------------|---------------------|-----------------|--------------|
| 62.54           | 38.42             | 14.71                 | 0.86            | 31.94                    | 22.05          | 40.00               | -17.95          | Vertical     |
| 92.59           | 41.04             | 13.90                 | 1.11            | 31.72                    | 24.33          | 43.50               | -19.17          | Vertical     |
| 152.69          | 51.79             | 10.26                 | 1.57            | 31.98                    | 31.64          | 43.50               | -11.86          | Vertical     |
| 192.42          | 41.86             | 12.48                 | 1.79            | 32.11                    | 24.02          | 43.50               | -19.48          | Vertical     |
| 257.41          | 41.57             | 14.06                 | 2.15            | 32.16                    | 25.62          | 46.00               | -20.38          | Vertical     |
| 538.39          | 39.92             | 19.31                 | 3.46            | 31.36                    | 31.33          | 46.00               | -14.67          | Vertical     |
| 50.51           | 38.24             | 15.38                 | 0.75            | 31.98                    | 22.39          | 40.00               | -17.61          | Horizontal   |
| 92.59           | 36.39             | 13.90                 | 1.11            | 31.72                    | 19.68          | 43.50               | -23.82          | Horizontal   |
| 152.69          | 44.16             | 10.26                 | 1.57            | 31.98                    | 24.01          | 43.50               | -19.49          | Horizontal   |
| 217.95          | 38.60             | 13.03                 | 1.93            | 32.15                    | 21.41          | 46.00               | -24.59          | Horizontal   |
| 468.28          | 38.60             | 17.71                 | 3.16            | 31.67                    | 27.80          | 46.00               | -18.20          | Horizontal   |
| 796.08          | 36.94             | 21.96                 | 4.43            | 31.31                    | 32.02          | 46.00               | -13.98          | Horizontal   |

This document is issued by the Company subject to its General Conditions of Service printed overleaf, available on request or accessible at <http://www.ebotech.cn> and, for electronic format documents, subject to Terms and Conditions for Electronic Documents at <http://www.ebotech.cn>. Attention is drawn to the limitation of liability, indemnification and jurisdiction issues defined therein. Any holder of this document is advised that information contained hereon reflects the Company's findings at the time of its intervention only and within the limits of Client's instructions, if any. The Company's sole responsibility is to its Client and this document does not exonerate parties to a transaction from exercising all their rights and obligations under the transaction documents. This document cannot be reproduced except in full, without prior written approval of the Company. Any unauthorized alteration, forgery or falsification of the content or appearance of this document is unlawful and offenders may be prosecuted to the fullest extent of the law. Unless otherwise stated the results shown in this test report refer only to the sample(s) tested and such sample(s) are retained for 90 days only."



## ■ Above 1GHz

|               |                |
|---------------|----------------|
| Test channel: | Lowest channel |
|---------------|----------------|

**Peak value:**

| Frequency (MHz) | Read Level (dBuV) | Antenna Factor (dB/m) | Cable Loss (dB) | Preamp Factor (dB) | Level (dBuV/m) | Limit Line (dBuV/m) | Over Limit (dB) | polarization |
|-----------------|-------------------|-----------------------|-----------------|--------------------|----------------|---------------------|-----------------|--------------|
| 4804.00         | 46.27             | 31.78                 | 8.60            | 32.09              | 54.56          | 74.00               | -19.44          | Vertical     |
| 7206.00         | 33.06             | 36.15                 | 11.65           | 32.00              | 48.86          | 74.00               | -25.14          | Vertical     |
| 9608.00         | 32.57             | 37.95                 | 14.14           | 31.62              | 53.04          | 74.00               | -20.96          | Vertical     |
| 12010.00        | *                 |                       |                 |                    |                | 74.00               |                 | Vertical     |
| 14412.00        | *                 |                       |                 |                    |                | 74.00               |                 | Vertical     |
| 4804.00         | 48.95             | 31.78                 | 8.60            | 32.09              | 57.24          | 74.00               | -16.76          | Horizontal   |
| 7206.00         | 34.98             | 36.15                 | 11.65           | 32.00              | 50.78          | 74.00               | -23.22          | Horizontal   |
| 9608.00         | 32.17             | 37.95                 | 14.14           | 31.62              | 52.64          | 74.00               | -21.36          | Horizontal   |
| 12010.00        | *                 |                       |                 |                    |                | 74.00               |                 | Horizontal   |
| 14412.00        | *                 |                       |                 |                    |                | 74.00               |                 | Horizontal   |

**Average value:**

| Frequency (MHz) | Read Level (dBuV) | Antenna Factor (dB/m) | Cable Loss (dB) | Preamp Factor (dB) | Level (dBuV/m) | Limit Line (dBuV/m) | Over Limit (dB) | polarization |
|-----------------|-------------------|-----------------------|-----------------|--------------------|----------------|---------------------|-----------------|--------------|
| 4804.00         | 34.55             | 31.78                 | 8.60            | 32.09              | 42.84          | 54.00               | -11.16          | Vertical     |
| 7206.00         | 21.54             | 36.15                 | 11.65           | 32.00              | 37.34          | 54.00               | -16.66          | Vertical     |
| 9608.00         | 20.50             | 37.95                 | 14.14           | 31.62              | 40.97          | 54.00               | -13.03          | Vertical     |
| 12010.00        | *                 |                       |                 |                    |                | 54.00               |                 | Vertical     |
| 14412.00        | *                 |                       |                 |                    |                | 54.00               |                 | Vertical     |
| 4804.00         | 37.12             | 31.78                 | 8.60            | 32.09              | 45.41          | 54.00               | -8.59           | Horizontal   |
| 7206.00         | 23.84             | 36.15                 | 11.65           | 32.00              | 39.64          | 54.00               | -14.36          | Horizontal   |
| 9608.00         | 20.38             | 37.95                 | 14.14           | 31.62              | 40.85          | 54.00               | -13.15          | Horizontal   |
| 12010.00        | *                 |                       |                 |                    |                | 54.00               |                 | Horizontal   |
| 14412.00        | *                 |                       |                 |                    |                | 54.00               |                 | Horizontal   |

**Remark:**

1. *Final Level = Receiver Read level + Antenna Factor + Cable Loss – Preamplifier Factor*
2. *The emission levels of other frequencies are very lower than the limit and not show in test report.*
3. *"\*", means this data is the too weak instrument of signal is unable to test.*



|               |                |
|---------------|----------------|
| Test channel: | Middle channel |
|---------------|----------------|

**Peak value:**

| Frequency (MHz) | Read Level (dBuV) | Antenna Factor (dB/m) | Cable Loss (dB) | Preamplifier Factor (dB) | Level (dBuV/m) | Limit Line (dBuV/m) | Over Limit (dB) | polarization |
|-----------------|-------------------|-----------------------|-----------------|--------------------------|----------------|---------------------|-----------------|--------------|
| 4882.00         | 44.79             | 31.85                 | 8.67            | 32.12                    | 53.19          | 74.00               | -20.81          | Vertical     |
| 7323.00         | 32.08             | 36.37                 | 11.72           | 31.89                    | 48.28          | 74.00               | -25.72          | Vertical     |
| 9764.00         | 31.69             | 38.35                 | 14.25           | 31.62                    | 52.67          | 74.00               | -21.33          | Vertical     |
| 12205.00        | *                 |                       |                 |                          |                | 74.00               |                 | Vertical     |
| 14646.00        | *                 |                       |                 |                          |                | 74.00               |                 | Vertical     |
| 4882.00         | 47.17             | 31.85                 | 8.67            | 32.12                    | 55.57          | 74.00               | -18.43          | Horizontal   |
| 7323.00         | 33.87             | 36.37                 | 11.72           | 31.89                    | 50.07          | 74.00               | -23.93          | Horizontal   |
| 9764.00         | 31.15             | 38.35                 | 14.25           | 31.62                    | 52.13          | 74.00               | -21.87          | Horizontal   |
| 12205.00        | *                 |                       |                 |                          |                | 74.00               |                 | Horizontal   |
| 14646.00        | *                 |                       |                 |                          |                | 74.00               |                 | Horizontal   |

**Average value:**

| Frequency (MHz) | Read Level (dBuV) | Antenna Factor (dB/m) | Cable Loss (dB) | Preamplifier Factor (dB) | Level (dBuV/m) | Limit Line (dBuV/m) | Over Limit (dB) | polarization |
|-----------------|-------------------|-----------------------|-----------------|--------------------------|----------------|---------------------|-----------------|--------------|
| 4882.00         | 33.36             | 31.85                 | 8.67            | 32.12                    | 41.76          | 54.00               | -12.24          | Vertical     |
| 7323.00         | 20.74             | 36.37                 | 11.72           | 31.89                    | 36.94          | 54.00               | -17.06          | Vertical     |
| 9764.00         | 19.79             | 38.35                 | 14.25           | 31.62                    | 40.77          | 54.00               | -13.23          | Vertical     |
| 12205.00        | *                 |                       |                 |                          |                | 54.00               |                 | Vertical     |
| 14646.00        | *                 |                       |                 |                          |                | 54.00               |                 | Vertical     |
| 4882.00         | 35.77             | 31.85                 | 8.67            | 32.12                    | 44.17          | 54.00               | -9.83           | Horizontal   |
| 7323.00         | 22.93             | 36.37                 | 11.72           | 31.89                    | 39.13          | 54.00               | -14.87          | Horizontal   |
| 9764.00         | 19.55             | 38.35                 | 14.25           | 31.62                    | 40.53          | 54.00               | -13.47          | Horizontal   |
| 12205.00        | *                 |                       |                 |                          |                | 54.00               |                 | Horizontal   |
| 14646.00        | *                 |                       |                 |                          |                | 54.00               |                 | Horizontal   |

**Remark:**

1. *Final Level = Receiver Read level + Antenna Factor + Cable Loss – Preamplifier Factor*
2. *The emission levels of other frequencies are very lower than the limit and not show in test report.*
3. *“\*” means this data is too weak instrument of signal is unable to test.*

This document is issued by the Company subject to its General Conditions of Service printed overleaf, available on request or accessible at <http://www.ebotech.cn> and, for electronic format documents, subject to Terms and Conditions for Electronic Documents at <http://www.ebotech.cn>. Attention is drawn to the limitation of liability, indemnification and jurisdiction issues defined therein. Any holder of this document is advised that information contained hereon reflects the Company's findings at the time of its intervention only and within the limits of Client's instructions, if any. The Company's sole responsibility is to its Client and this document does not exonerate parties to a transaction from exercising all their rights and obligations under the transaction documents. This document cannot be reproduced except in full, without prior written approval of the Company. Any unauthorized alteration, forgery or falsification of the content or appearance of this document is unlawful and offenders may be prosecuted to the fullest extent of the law. Unless otherwise stated the results shown in this test report refer only to the sample(s) tested and such sample(s) are retained for 90 days only."



|               |                 |
|---------------|-----------------|
| Test channel: | Highest channel |
|---------------|-----------------|

**Peak value:**

| Frequency (MHz) | Read Level (dBuV) | Antenna Factor (dB/m) | Cable Loss (dB) | Preamplifier Factor (dB) | Level (dBuV/m) | Limit Line (dBuV/m) | Over Limit (dB) | polarization |
|-----------------|-------------------|-----------------------|-----------------|--------------------------|----------------|---------------------|-----------------|--------------|
| 4960.00         | 43.39             | 31.93                 | 8.73            | 32.16                    | 51.89          | 74.00               | -22.11          | Vertical     |
| 7440.00         | 31.15             | 36.59                 | 11.79           | 31.78                    | 47.75          | 74.00               | -26.25          | Vertical     |
| 9920.00         | 30.86             | 38.81                 | 14.38           | 31.88                    | 52.17          | 74.00               | -21.83          | Vertical     |
| 12400.00        | *                 |                       |                 |                          |                | 74.00               |                 | Vertical     |
| 14880.00        | *                 |                       |                 |                          |                | 74.00               |                 | Vertical     |
| 4960.00         | 45.48             | 31.93                 | 8.73            | 32.16                    | 53.98          | 74.00               | -20.02          | Horizontal   |
| 7440.00         | 32.81             | 36.59                 | 11.79           | 31.78                    | 49.41          | 74.00               | -24.59          | Horizontal   |
| 9920.00         | 30.19             | 38.81                 | 14.38           | 31.88                    | 51.50          | 74.00               | -22.50          | Horizontal   |
| 12400.00        | *                 |                       |                 |                          |                | 74.00               |                 | Horizontal   |
| 14880.00        | *                 |                       |                 |                          |                | 74.00               |                 | Horizontal   |

**Average value:**

| Frequency (MHz) | Read Level (dBuV) | Antenna Factor (dB/m) | Cable Loss (dB) | Preamplifier Factor (dB) | Level (dBuV/m) | Limit Line (dBuV/m) | Over Limit (dB) | polarization |
|-----------------|-------------------|-----------------------|-----------------|--------------------------|----------------|---------------------|-----------------|--------------|
| 4960.00         | 32.26             | 31.93                 | 8.73            | 32.16                    | 40.76          | 54.00               | -13.24          | Vertical     |
| 7440.00         | 19.99             | 36.59                 | 11.79           | 31.78                    | 36.59          | 54.00               | -17.41          | Vertical     |
| 9920.00         | 19.13             | 38.81                 | 14.38           | 31.88                    | 40.44          | 54.00               | -13.56          | Vertical     |
| 12400.00        | *                 |                       |                 |                          |                | 54.00               |                 | Vertical     |
| 14880.00        | *                 |                       |                 |                          |                | 54.00               |                 | Vertical     |
| 4960.00         | 34.52             | 31.93                 | 8.73            | 32.16                    | 43.02          | 54.00               | -10.98          | Horizontal   |
| 7440.00         | 22.10             | 36.59                 | 11.79           | 31.78                    | 38.70          | 54.00               | -15.30          | Horizontal   |
| 9920.00         | 18.78             | 38.81                 | 14.38           | 31.88                    | 40.09          | 54.00               | -13.91          | Horizontal   |
| 12400.00        | *                 |                       |                 |                          |                | 54.00               |                 | Horizontal   |
| 14880.00        | *                 |                       |                 |                          |                | 54.00               |                 | Horizontal   |

**Remark:**

1. *Final Level = Receiver Read level + Antenna Factor + Cable Loss – Preamplifier Factor*
2. *The emission levels of other frequencies are very lower than the limit and not show in test report.*
3. *“\*” means this data is too weak instrument of signal is unable to test.*

This document is issued by the Company subject to its General Conditions of Service printed overleaf, available on request or accessible at <http://www.ebotech.cn> and, for electronic format documents, subject to Terms and Conditions for Electronic Documents at <http://www.ebotech.cn>. Attention is drawn to the limitation of liability, indemnification and jurisdiction issues defined therein. Any holder of this document is advised that information contained hereon reflects the Company's findings at the time of its intervention only and within the limits of Client's instructions, if any. The Company's sole responsibility is to its Client and this document does not exonerate parties to a transaction from exercising all their rights and obligations under the transaction documents. This document cannot be reproduced except in full, without prior written approval of the Company. Any unauthorized alteration, forgery or falsification of the content or appearance of this document is unlawful and offenders may be prosecuted to the fullest extent of the law. Unless otherwise stated the results shown in this test report refer only to the sample(s) tested and such sample(s) are retained for 90 days only."

**7.3.3 Bandedge emissions**

*All of the restriction bands were tested, and only the data of worst case was exhibited.*

|               |                |
|---------------|----------------|
| Test channel: | Lowest channel |
|---------------|----------------|

**Peak value:**

| Frequency (MHz) | Read Level (dBuV) | Antenna Factor (dB/m) | Cable Loss (dB) | Preamplifier Factor (dB) | Level (dBuV/m) | Limit Line (dBuV/m) | Over Limit (dB) | Polarization |
|-----------------|-------------------|-----------------------|-----------------|--------------------------|----------------|---------------------|-----------------|--------------|
| 2390.00         | 48.35             | 27.59                 | 5.38            | 30.18                    | 51.14          | 74.00               | -22.86          | Horizontal   |
| 2400.00         | 60.92             | 27.58                 | 5.39            | 30.18                    | 63.71          | 74.00               | -10.29          | Horizontal   |
| 2390.00         | 49.42             | 27.59                 | 5.38            | 30.18                    | 52.21          | 74.00               | -21.79          | Vertical     |
| 2400.00         | 63.54             | 27.58                 | 5.39            | 30.18                    | 66.33          | 74.00               | -7.67           | Vertical     |

**Average value:**

| Frequency (MHz) | Read Level (dBuV) | Antenna Factor (dB/m) | Cable Loss (dB) | Preamplifier Factor (dB) | Level (dBuV/m) | Limit Line (dBuV/m) | Over Limit (dB) | Polarization |
|-----------------|-------------------|-----------------------|-----------------|--------------------------|----------------|---------------------|-----------------|--------------|
| 2390.00         | 37.66             | 27.59                 | 5.38            | 30.18                    | 40.45          | 54.00               | -13.55          | Horizontal   |
| 2400.00         | 44.23             | 27.58                 | 5.39            | 30.18                    | 47.02          | 54.00               | -6.99           | Horizontal   |
| 2390.00         | 38.00             | 27.59                 | 5.38            | 30.18                    | 40.79          | 54.00               | -13.21          | Vertical     |
| 2400.00         | 46.40             | 27.58                 | 5.39            | 30.18                    | 49.19          | 54.00               | -4.82           | Vertical     |

|               |                 |
|---------------|-----------------|
| Test channel: | Highest channel |
|---------------|-----------------|

**Peak value:**

| Frequency (MHz) | Read Level (dBuV) | Antenna Factor (dB/m) | Cable Loss (dB) | Preamplifier Factor (dB) | Level (dBuV/m) | Limit Line (dBuV/m) | Over Limit (dB) | Polarization |
|-----------------|-------------------|-----------------------|-----------------|--------------------------|----------------|---------------------|-----------------|--------------|
| 2483.50         | 51.11             | 27.53                 | 5.47            | 29.93                    | 54.18          | 74.00               | -19.83          | Horizontal   |
| 2500.00         | 49.24             | 27.55                 | 5.49            | 29.93                    | 52.35          | 74.00               | -21.66          | Horizontal   |
| 2483.50         | 52.86             | 27.53                 | 5.47            | 29.93                    | 55.93          | 74.00               | -18.07          | Vertical     |
| 2500.00         | 50.76             | 27.55                 | 5.49            | 29.93                    | 53.87          | 74.00               | -20.14          | Vertical     |

**Average value:**

| Frequency (MHz) | Read Level (dBuV) | Antenna Factor (dB/m) | Cable Loss (dB) | Preamplifier Factor (dB) | Level (dBuV/m) | Limit Line (dBuV/m) | Over Limit (dB) | Polarization |
|-----------------|-------------------|-----------------------|-----------------|--------------------------|----------------|---------------------|-----------------|--------------|
| 2483.50         | 40.56             | 27.53                 | 5.47            | 29.93                    | 43.63          | 54.00               | -10.38          | Horizontal   |
| 2500.00         | 37.78             | 27.55                 | 5.49            | 29.93                    | 40.89          | 54.00               | -13.12          | Horizontal   |
| 2483.50         | 42.22             | 27.53                 | 5.47            | 29.93                    | 45.29          | 54.00               | -8.71           | Vertical     |
| 2500.00         | 38.15             | 27.55                 | 5.49            | 29.93                    | 41.26          | 54.00               | -12.74          | Vertical     |

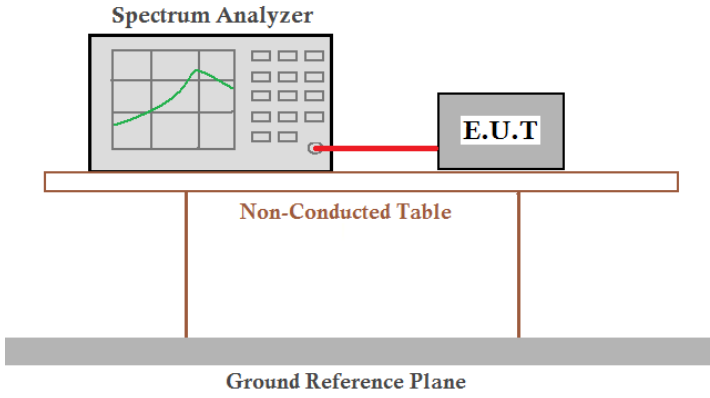
**Remark:**

1. *Final Level = Receiver Read level + Antenna Factor + Cable Loss – Preamplifier Factor*

This document is issued by the Company subject to its General Conditions of Service printed overleaf, available on request or accessible at <http://www.ebotech.cn> and, for electronic format documents, subject to Terms and Conditions for Electronic Documents at <http://www.ebotech.cn>. Attention is drawn to the limitation of liability, indemnification and jurisdiction issues defined therein. Any holder of this document is advised that information contained hereon reflects the Company's findings at the time of its intervention only and within the limits of Client's instructions, if any. The Company's sole responsibility is to its Client and this document does not exonerate parties to a transaction from exercising all their rights and obligations under the transaction documents. This document cannot be reproduced except in full, without prior written approval of the Company. Any unauthorized alteration, forgery or falsification of the content or appearance of this document is unlawful and offenders may be prosecuted to the fullest extent of the law. Unless otherwise stated the results shown in this test report refer only to the sample(s) tested and such sample(s) are retained for 90 days only."



#### 7.4 20dB Occupy Bandwidth

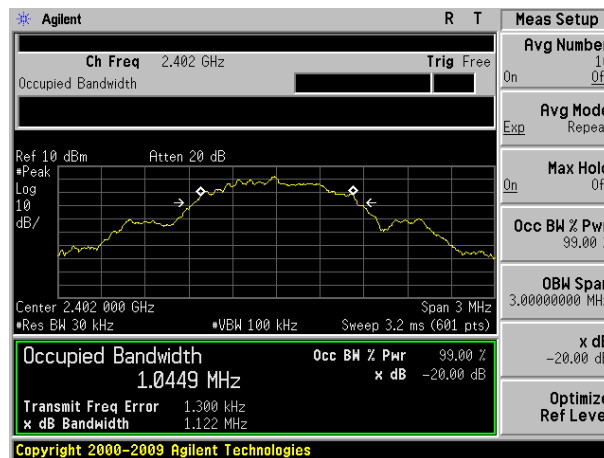
|                   |  |
|-------------------|--|
| Test Requirement: | FCC Part15 C Section 15.249/15.215   |
| Test Method:      | ANSI C63.4:2003  |
| Limit:            | Operation Frequency range 2400MHz~2483.5MHz  |
| Test setup:       |  |
| Test Instruments: | Refer to section 6.0 for details   |
| Test mode:        | Refer to section 5.3 for details   |
| Test results:     | Pass   |

#### Measurement Data

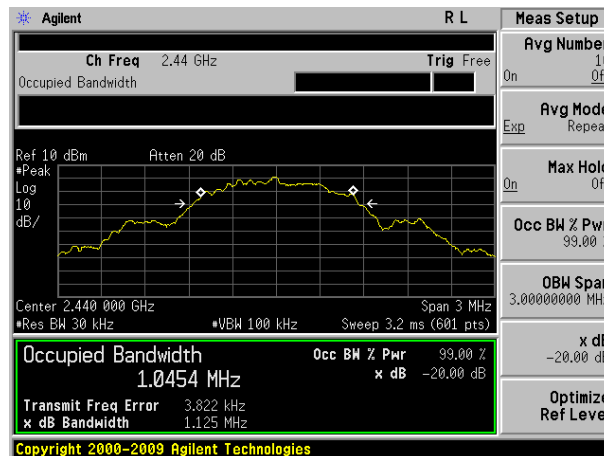
Worst case GFSK modulation

| Test channel | 20dB bandwidth(MHz) | Result |
|--------------|---------------------|--------|
| Lowest       | 1.122               | Pass   |
| Middle       | 1.125               | Pass   |
| Highest      | 1.115               | Pass   |

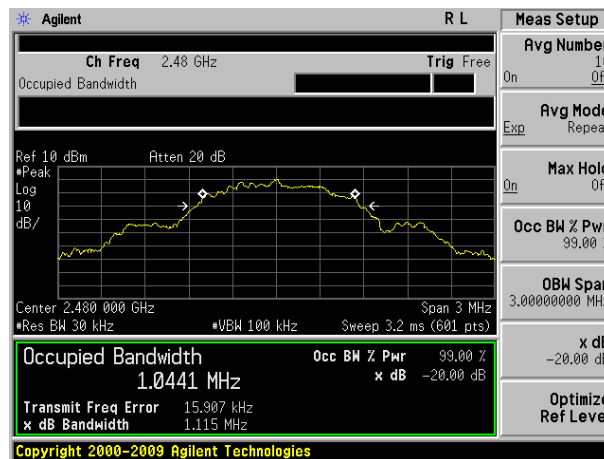
Test plot as follows:



Lowest channel



Middle channel





Highest channel



## 8 Test Setup Photo

Radiated Emission



This document is issued by the Company subject to its General Conditions of Service printed overleaf, available on request or accessible at <http://www.ebotech.cn> and, for electronic format documents, subject to Terms and Conditions for Electronic Documents at <http://www.ebotech.cn>. Attention is drawn to the limitation of liability, indemnification and jurisdiction issues defined therein. Any holder of this document is advised that information contained hereon reflects the Company's findings at the time of its intervention only and within the limits of Client's instructions, if any. The Company's sole responsibility is to its Client and this document does not exonerate parties to a transaction from exercising all their rights and obligations under the transaction documents. This document cannot be reproduced except in full, without prior written approval of the Company. Any unauthorized alteration, forgery or falsification of the content or appearance of this document is unlawful and offenders may be prosecuted to the fullest extent of the law. Unless otherwise stated the results shown in this test report refer only to the sample(s) tested and such sample(s) are retained for 90 days only."



Conducted Emission



## 9 EUT Constructional Details

Reference to the test report No. EBO1411007-E201

-----End-----