



Shenzhen GTI Technology Co., Ltd.

1F,2 Block, Jiaquan Building, Guanlan High-tech Park Baoan District,
Shenzhen, Guangdong, China.

Tel: +86-755-27559792

Fax: +86-755-86116468

Report No.: GTI20150712F-2

Page 1 of 7

TEST REPORT

Product Name: WLAN 11b/g/n MINI PCI - E MODULE

Trademark: /

Model/Type reference: BL-LW08-5

Listed Model(s): /

FCC ID.....: YVK-BL-LW08-5

Test Standards: FCC Per 47 CFR 2.1091

Applicant: QVS Marketing Inc

Address of applicant: 2030 East Dimple Dell Road, Sandy, Utah, United States,
84092

Date of Receipt: Dec. 01, 2015

Date of Test Date.....: Dec. 02, 2015 - Jan. 07, 2016

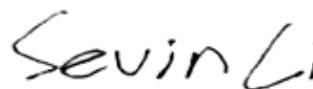
Data of issue.: Jan. 07, 2016

Test result	Pass *
--------------------	---------------

* In the configuration tested, the EUT complied with the standards specified above

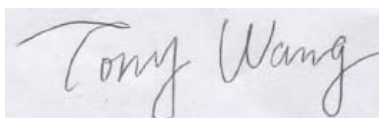
GENERAL DESCRIPTION OF EUT	
Equipment:	WLAN 11b/g/n MINI PCI - E MODULE
Model Name:	BL-LW08-5
Manufacturer:	Shenzhen Bilian Electronic Co., Ltd.
Manufacturer Address:	Building B1, Zhongxing Industrial Zone, Juling, Jutang Community, Guanlan street, Bao'an, Shenzhen, Guangdong, P.R.China
Power Rating:	DC 3.3V

Compiled By:




(Sevin Li)

Reviewed By:



(Tony Wang)

Approved By:



(Walter Chen)

This test report consists of 7 pages in total. It may be duplicated completely for legal use with the approval of the applicant. It should not be reproduced except in full, without the written approval of our laboratory. The client should not use it to claim product endorsement by GTI. The test results in the report only apply to the tested sample. The test report shall be invalid without all the signatures of compiler, reviewer and approver. Any objections must be raised to GTI within 15 days since the date when the report is received. It will not be taken into consideration beyond this limit.



Table of Contents

Page

1. SUMMARY.....	4
1.1. TEST FACILITY	4
1.2. STATEMENT OF THE MEASUREMENT UNCERTAINTY.....	4
2. GENERAL INFORMATION.....	5
2.1. ENVIRONMENTAL CONDITIONS	5
2.2. GENERAL DESCRIPTION OF EUT	5
3. METHOD OF MEASUREMENT	6
3.1. APPLICABLE STANDARD.....	6
3.2. LIMITS FOR GENERAL POPULATION/UNCONTROLLED EXPOSURE.....	6
3.3. MPE EVALUATION FORMULA.....	6
3.4. EVALUATION RESULTS.....	7

1. SUMMARY

1.1. Test Facility

1.3.1 Address of the test laboratory

Shenzhen GTI Technology Co., Ltd

1F, 2 Block, Jiaquan Building, Guanlan High-tech Park Baoan District, Shenzhen, Guangdong, China

1.3.2 Laboratory accreditation

The test facility is recognized, certified, or accredited by the following organizations:

IC Registration No.: 9783A

The 3m alternate test site of Shenzhen GTI Technology Co., Ltd. EMC Laboratory has been registered by Certification and Engineer Bureau of Industry Canada for the performance of with Registration NO.: 9783A on Aug, 2011.

FCC-Registration No.: 214666

Shenzhen GTI Technology Co., Ltd. EMC Laboratory has been registered and fully described in a report filed with the (FCC) Federal Communications Commission. The acceptance letter from the FCC is maintained in our files. Registration 214666, Sep 19, 2011

1.2. Statement of the measurement uncertainty

Test Items	Measurement Uncertainty	Notes
Transmitter power conducted	0.57 dB	(1)

(1) This uncertainty represents an expanded uncertainty expressed at approximately the 95% confidence level using a coverage factor of k=1.96.

2. GENERAL INFORMATION

2.1. Environmental conditions

During the measurement the environmental conditions were within the listed ranges:

Temperature:	15~35°C
Relative Humidity:	30~60 %
Air Pressure:	950~1050mba

2.2. General Description of EUT

Product Name:	WLAN 11b/g/n MINI PCI - E MODULE
Model/Type reference:	BL-LW08-5
Power supply:	DC 3.3V
Hardware version:	BL-R8192RA1 VER1.0
Software version:	Version 700.1658.813.2013
WIFI :	
Supported type:	802.11b/802.11g/802.11n(HT20)/802.11n(H40)
Modulation:	802.11b: DSSS 802.11g/802.11n(HT20)/802.11n(HT40): OFDM
Modulation type:	802.11b: BPSK/QPSK/CCK 802.11g/802.11n(HT20)/802.11n(HT40): BPSK/QPSK/16QAM/64QAM
Operation frequency:	802.11b/802.11g/802.11n(HT20): 2412MHz~2462MHz 802.11n(HT40): 2422MHz~2452MHz
Channel number:	802.11b/802.11g/802.11n(HT20): 11 802.11n(HT40): 7
Antenna port:	Ant1, Ant2
Smart system:	SISO (For 802.11b/g/n-HT20/n-HT40) MIMO (For 802.11n20/40) 2TX & 2RX
Antenna gain:	Ant1: 2dBi Max Ant2: 2dBi Max

Note: For a more detailed features description, please refer to the manufacturer's specifications or the User's Manual.

3. Method of measurement

3.1. Applicable Standard

Human exposure to RF emissions from mobile devices (47 CFR §2.1091) may be evaluated based on the MPE limits adopted by the FCC for electric and magnetic field strength and/or power density, as appropriate, since exposures are assumed to occur at distances of 20 cm or more from persons.

3.2. LIMITS FOR GENERAL POPULATION/UNCONTROLLED EXPOSURE

Frequency Range (MHz)	Power Density (mW /cm ²)	Averaging Time (minutes)
300~1500	F/1500	30
1500~100000	1.0	30

3.3. MPE EVALUATION FORMULA

$$Pd = \frac{Pt}{4 * Pi * R^2}$$

Where

Pd= Power density in mW/cm²

Pt= EIRP in mW

Pi= 3.1416

R= Measurement distance

3.4. Evaluation Results

SISO 802.11 b

Test Mode	Antenna Gain (Numeric)	Max Conducted Power (dBm)		Distance (cm)	Power Density (mW/cm ²)	Limit (mW/cm ²)	Verdict
		dBm	mW				
SISO-Ant1	1.58	16.67	46.45	20	0.0146	1.0	PASS
SISO-Ant2	1.58	16.64	46.13	20	0.0145	1.0	PASS

SISO 802.11 g

Test Mode	Antenna Gain (Numeric)	Max Conducted Power (dBm)		Distance (cm)	Power Density (mW/cm ²)	Limit (mW/cm ²)	Verdict
		dBm	mW				
SISO-Ant1	1.58	14.16	26.06	20	0.0082	1.0	PASS
SISO-Ant2	1.58	14.47	27.99	20	0.0088	1.0	PASS

SISO 802.11 n(ht20)

Test Mode	Antenna Gain (Numeric)	Max Conducted Power (dBm)		Distance (cm)	Power Density (mW/cm ²)	Limit (mW/cm ²)	Verdict
		dBm	mW				
SISO-Ant1	1.58	14.11	25.76	20	0.0081	1.0	PASS
SISO-Ant2	1.58	14.48	28.05	20	0.0088	1.0	PASS

SISO 802.11 n(ht40)

Test Mode	Antenna Gain (Numeric)	Max Conducted Power (dBm)		Distance (cm)	Power Density (mW/cm ²)	Limit (mW/cm ²)	Verdict
		dBm	mW				
SISO-Ant1	1.58	14.27	26.73	20	0.0084	1.0	PASS
SISO-Ant2	1.58	14.35	27.23	20	0.0086	1.0	PASS

MIMO 802.11 n(ht20)

Test Mode	Antenna Gain (Numeric)	Max Conducted Power (dBm)		Distance (cm)	Power Density (mW/cm ²)	Limit (mW/cm ²)	Verdict
		dBm	mW				
MIMO	3.16	17.31	53.83	20	0.0338	1.0	PASS

MIMO 802.11 n(ht40)

Test Mode	Antenna Gain (Numeric)	Max Conducted Power (dBm)		Distance (cm)	Power Density (mW/cm ²)	Limit (mW/cm ²)	Verdict
		dBm	mW				
MIMO	3.16	17.32	53.95	20	0.0339	1.0	PASS

Conclusion

The measurement results comply with the FCC Limit per 47 CFR 2.1091 for the uncontrolled RF Exposure and SAR Exclusion Threshold.

*****THE END*****