








### 10. SETUP PHOTOS

RADIATED EMISSIONS BELOW 30MHz	
	
STANDBY FRONT (BELOW 30MHz)	STANDBY BACK (BELOW 30MHz)
	
COIL 1, Operating Mode With Phone Front	COIL 1, Operating Mode With Phone Back
	
COIL 2 Operating Mode With Phone Front	COIL 2, Operating Mode With Phone Back

RADIATED EMISSIONS ABOVE 30MHz



STANDBY FRONT (BELOW 1 GHz)




STANDBY BACK (BELOW 1 GHz)



COIL 1 Operating Mode With Phone Front




COIL 1 Operating Mode With Phone Back



COIL 2, Operating Mode With Phone Front



COIL 2, Operating Mode With Phone Back



**END OF REPORT**