



10. Test Setup Photos

Electric Field Measurements: Qi Client Present




Note: A foam spacer was added to the tip of probe to maintain 10cm spacing between the reference point of the probe and the EUT.

Magnetic Field Measurements: Qi Client Present




Note: A foam spacer was added to the tip of probe to maintain 10cm spacing between the reference point of the probe and the EUT.

Electric Field Measurements: No Qi Client Present



Note: A foam spacer was added to the tip of probe to maintain 10cm spacing between the reference point of the probe and the EUT.

Magnetic Field Measurements: No Qi Client Present



Note: A foam spacer was added to the tip of probe to maintain 10cm spacing between the reference point of the probe and the EUT.

END OF REPORT