

FCC PART 15 SUBPART C TEST REPORT

for

Outdoor 802.11n Wireless Access Point

Model No.: DA2131-V1

FCC ID: YV8-DA2131-V1

of

Applicant: **Legrand Home Systems**

Address: **301 Fulling Mill Road, Suite G, Middletown Pennsylvania
17057 United States**

Tested and Prepared

by

Worldwide Testing Services (Taiwan) Co., Ltd.


FCC Registration No.: 930600

Industry Canada filed test laboratory Reg. No. IC 5679A-1

A2LA Accredited No.: 2732.01



Report No.: W6M21208-12670-C-1



Registration number: W6M21208-12670-C-1
FCC ID: YV8-DA2131-V1

TABLE OF CONTENTS

1	GENERAL INFORMATION	2
1.1	NOTES	2
1.2	TESTING LABORATORY	3
1.2.1	Location	3
1.2.2	Details of accreditation status	3
1.3	DETAILS OF APPROVAL HOLDER	3
1.4	APPLICATION DETAILS	4
1.5	GENERAL INFORMATION OF TEST ITEM	4
1.6	TEST STANDARDS	5
2	TECHNICAL TEST	6
2.1	SUMMARY OF TEST RESULTS	6
2.2	TEST ENVIRONMENT	6
2.3	TEST EQUIPMENT LIST	7
2.4	GENERAL TEST PROCEDURE	11
3	TEST RESULTS (ENCLOSURE)	13
3.1	PEAK OUTPUT POWER (TRANSMITTER)	14
3.2	EQUIVALENT ISOTROPIC RADIATED POWER	22
3.3	RF EXPOSURE COMPLIANCE REQUIREMENTS	22
3.4	TRANSMITTER RADIATED EMISSIONS IN RESTRICTED BANDS	23
3.5	SPURIOUS EMISSIONS (TX)	24
3.6	RADIATED EMISSION ON THE BAND EDGE	42
3.7	MINIMUM 6 dB BANDWIDTH	47
3.8	PEAK POWER SPECTRAL DENSITY	54
3.9	RADIATED EMISSION FROM DIGITAL PART	61
3.10	POWER LINE CONDUCTED EMISSION	62
	APPENDIX	65



Registration number: W6M21208-12670-C-1
FCC ID: YV8-DA2131-V1

1 General Information

1.1 Notes

The purpose of conformity testing is to increase the probability of adherence to the essential requirements or conformity specifications, as appropriate.

The complexity of the technical specifications, however, means that full and thorough testing is impractical for both technical and economic reasons.

Furthermore, there is no guarantee that a test sample which has passed all the relevant tests conforms to a specification.

Neither is there any guarantee that such a test sample will interwork with other genuinely open systems. The existence of the tests nevertheless provides the confidence that the test sample possesses the qualities as maintained and that its performance generally conforms to representative cases of communications equipment.

The test results of this test report relate exclusively to the item tested as specified in 1.5.

The test report may only be reproduced or published in full.

Reproduction or publication of extracts from the report requires the prior written approval of the Worldwide Testing Services(Taiwan) Co., Ltd.

Specific Conditions:

Usage of the hereunder tested device in combination with other integrated or external antennas requires at least additional output power measurements, spurious emission measurements, conducted emission measurements (AC supply lines) and radio frequency exposure evaluations for each individual configuration performed, for certification by FCC.

The test sample is able to work according IEEE 802.11 b/g/n.

This report is related to FCC Part 15 C (DSSS and OFDM device).

Tester:

September 10, 2012

Rick Chen

Rick Chen

Date

WTS-Lab.

Name

Signature

Technical responsibility for area of testing:

September 10, 2012

Danny Sung


Danny Sung

Date

WTS

Name

Signature



Worldwide Testing Services(Taiwan) Co., Ltd.

Registration number: W6M21208-12670-C-1

FCC ID: YV8-DA2131-V1

1.2 Testing laboratory

1.2.1 Location

OATS

No.5-1, Lishui, Shuang Sing Village,

Wanli Dist., New Taipei City 207,

Taiwan (R.O.C.)

3 meter semi-anechoic chamber

No.35, Aly. 21, Ln. 228, Ankang Rd., Neihu Dist., Taipei City 114, Taiwan (R.O.C.)

TEL:886-2-6613-0228

FAX:886-2-2791-5046

Company

Worldwide Testing Services(Taiwan) Co., Ltd.

6F, NO. 58, LANE 188, RUEY-KUANG RD.

NEIHU, TAIPEI 114, TAIWAN R.O.C.

Tel : 886-2-66068877

Fax : 886-2-66068879

1.2.2 Details of accreditation status

Accredited testing laboratory

A2LA accredited number: 2732.01

FCC filed test laboratory Reg. No. 930600

Industry Canada filed test laboratory Reg. No. IC 5679A-1



Test location, where different from Worldwide Testing Services (Taiwan) Co., Ltd. :

Name: ./.

Accredited number: ./.

Street: ./.

Town: ./.

Country: ./.

Telephone: ./.

Fax: ./.

1.3 Details of approval holder

Name:	Legrand Home Systems
Street:	301 Fulling Mill Road, Suite G,
Town:	Middletown Pennsylvania 17057
Country:	United States
Telephone:	+1-717-546-5438
Fax:	+1-717-702-2547



Registration number: W6M21208-12670-C-1

FCC ID: YV8-DA2131-V1

1.4 Application details

Date of receipt of test item: August 27, 2012

Date of test: from August 28, 2012 to September 10, 2012

1.5 General information of Test item

Type of test item: Outdoor 802.11n Wireless Access Point

Model Number: DA2131-V1

Brand Name: legrand

Multi-listing model number: without

Photos: see Appendix

Technical data

Frequency band: 2.4 GHz – 2.4835 GHz

11b, 11g, 11n 20MHz

Frequency (ch 1 or A): 2.412 GHz

Frequency (ch 6 or B): 2.437 GHz

Frequency (ch 11 or C): 2.462 GHz

11n 40MHz

Frequency (ch 1 or A): 2.422 GHz

Frequency (ch 4 or B): 2.437 GHz

Frequency (ch 7 or C): 2.452 GHz

Number of Channels: 11b, 11g, 11n 20MHz: 11

11n 40MHz: 7

Operation modes: duplex

Modulation Type: DSSS / OFDM

Fixed point-to-point operation: Yes / No

Type of Antenna/gain: 1)Patch antenna / 12.25 dBi

2)Dipole antenna / 2 dBi

Power supply: DC 12V from POE adaptor

POE adaptor (I/P: AC 100-240 V~ / 50-60 Hz / 0.3 A;

O/P: 12 Vdc / 1A)

Emission designator: 11b: DSSS: 16M7D1D

11g: OFDM: 17M6G1D

11n 20MHz: OFDM: 18M7D1D

11n 40MHz: OFDM: 37M3D1D



Worldwide Testing Services(Taiwan) Co., Ltd.

Registration number: W6M21208-12670-C-1

FCC ID: YV8-DA2131-V1

Host device: none

Classification :

Fixed Device	<input checked="" type="checkbox"/>
Mobile Device (Human Body distance > 20cm)	<input type="checkbox"/>
Portable Device (Human Body distance < 20cm)	<input type="checkbox"/>
Modular Radio Device	<input type="checkbox"/>

Transmitter

Unom

Mode A (DSSS)

Power (ch 1 or A): Conducted: 15.33 dBm

Power (ch 6 or B): Conducted: 15.16 dBm

Power (ch 11 or C): Conducted: 14.70 dBm

Mode B (OFDM)

Power (ch 1 or A): Conducted: 14.33 dBm

Power (ch 6 or B): Conducted: 14.23 dBm

Power (ch 11 or C): Conducted: 14.07 dBm

Mode C (OFDM)

Power (ch 1 or A): Conducted: 14.53 dBm

Power (ch 6 or B): Conducted: 14.00 dBm

Power (ch 11 or C): Conducted: 13.77 dBm

Mode D (OFDM)

Power (ch 1 or A): Conducted: 14.48 dBm

Power (ch 4 or B): Conducted: 14.48 dBm

Power (ch 7 or C): Conducted: 13.88 dBm

Manufacturer: (if applicable)

Name: ./.

Street: ./.

Town: ./.

Country: ./.

1.6 Test standards

Technical standard : FCC RULES PART 15 SUBPART C § 15.247 (2011-10)



Registration number: W6M21208-12670-C-1

FCC ID: YV8-DA2131-V1

2 Technical test

2.1 Summary of test results

No deviations from the technical specification(s) were ascertained in the course of the tests performed.

or

The deviations as specified in 2.5 were ascertained in the course of the tests performed.

2.2 Test environment


Temperature: 23 °C

Relative humidity content: 20 ... 75 %

Air pressure: 86 ... 103 kPa

Power supply: DC 12V from POE adaptor
POE adaptor (I/P: AC 100-240 V~ / 50-60 Hz / 0.3 A;
O/P: 12 Vdc / 1A)

Extreme conditions parameters: ./.



Worldwide Testing Services(Taiwan) Co., Ltd.

Registration number: W6M21208-12670-C-1

FCC ID: YV8-DA2131-V1

2.3 Test Equipment List

No.	Test equipment	Type	Serial No.	Manufacturer	Cal. Date	Next Cal. Date
ETSTW-CE 001	EMI TEST RECEIVER	ESHS10	842121/013	R&S	2012/9/5	2013/9/4
ETSTW-CE 003	AC POWER SOURCE	APS-9102	D161137	GW	Function Test	
ETSTW-CE 004	ZWEILEITER-V-NETZNACHBILDUNG TWO-LINE V-NETWORK	ESH3-Z5	840731/011	R&S	2011/12/28	2012/12/27
ETSTW-CE 005	Line-Impedance Stabilisation Network	NNBM 8126D	137	Schwarzbeck	2012/9/5	2013/9/4
ETSTW-CE 006	IMPULSBEGRENZER PULSE LIMITER	ESH3-Z2	100226	R&S	2012/3/5	2013/3/4
ETSTW-CE 007	SPECTRUM ANALYZER 5GHz	FSB	849670/001	R&S	Pre-test Use	
ETSTW-CE 008	HF-EICHLITUNG RF STEP ATTENUATOR 139dB DPSP	334.6010.02	844581/024	R&S	Function Test	
ETSTW-CE 009	TEMP.&HUMIDITY CHAMBER	GTH-225-40-1P-U	MAA0305-009	GIANT FORCE	2012/7/3	2013/7/2
ETSTW-CE 013	CISPR 22 TWO BALANCED TELECOM PAIRS IMPEDANCE STABILIZATION NETWORK	FCC-TLISN-T4-02	20242	FCC	2012/9/5	2013/9/4
ETSTW-CE 024	IMPEDANCE STABILIZATION NETWORK	ISN T800	29454	TESEQ	2012/1/4	2013/1/3
ETSTW-CS 004	COUPLING AND DECOUPLING NETWORK	CDN M016	20053	SCHAFFNER	2012/8/10	2013/8/09
ETSTW-CS 005	RF Power Amplifier	100A250A	306547	AR	Function Test	
ETSTW-CS 010	6 dB Attenuator	SA3N1007-06	None	AISI	Function test	
ETSTW-RE 003	EMI TEST RECEIVER	ESI 26	831438/001	R&S	2012/8/10	2013/8/09
ETSTW-RE 004	EMI TEST RECEIVER	ESI 40	832427/004	R&S	2012/9/5	2013/9/4
ETSTW-RE 005	EMI TEST RECEIVER	ESVS10	843207/020	R&S	2012/9/5	2013/9/4
ETSTW-RE 010	ABSORBING CLAMP	MDS 21	3469	Schwarzbeck	2012/9/5	2013/9/4
ETSTW-RE 012	TUNABLE BANDREJECT FILTER	D.C 0309	146	K&L	Function Test	
ETSTW-RE 013	TUNABLE BANDREJECT FILTER	D.C 0336	397	K&L	Function Test	
ETSTW-RE 018	MICROWAVE HORN ANTENNA	AT4560	27212	AR	2010/10/4	2012/10/3
ETSTW-RE 019	MICROWAVE HORN ANTENNA	22240-25	121074	FM	2012/4/03	2013/4/02
ETSTW-RE 020	MICROWAVE HORN ANTENNA	AT4002A	306915	AR	Function Test	
ETSTW-RE 027	Passive Loop Antenna	6512	00034563	ETS-Lindgren	2012/8/01	2013/7/31
ETSTW-RE 028	Log-Periodic Dipole Array Antenna	3148	34429	EMCO	Function Test	
ETSTW-RE 029	Biconical Antenna	3109	33524	EMCO	Function Test	
ETSTW-RE 030	Double-Ridged Guide Horn Antenna	3117	00035224	EMCO	2012/2/21	2013/2/20
ETSTW-RE 032	Millivoltmeter	URV 55	849086/013	R&S	2011/10/4	2012/10/3
ETSTW-RE 033	WaveRunner 6000A Serise Oscilloscope	WAVERUNNER 6100A	LCRY0604P14508	LeCroy	Function Test	
ETSTW-RE 034	Power Sensor	URV5-Z4	839313/006	R&S	2011/10/4	2012/10/3
ETSTW-RE 042	Biconical Antenna	HK116	100172	R&S	2012/1/10	2013/1/9
ETSTW-RE 043	Log-Periodic Dipole Antenna	HL223	100166	R&S	2012/4/13	2013/4/12
ETSTW-RE 044	Log-Periodic Antenna	HL050	100094	R&S	2012/4/06	2013/4/05



Worldwide Testing Services(Taiwan) Co., Ltd.

Registration number: W6M21208-12670-C-1

FCC ID: YV8-DA2131-V1

ETSTW-RE 045	ESA-E SERIES SPECTRUM ANALYZER	E4404B	MY45111242	Agilent	Pre-test Use	
ETSTW-RE 048	Triple Loop Antenna	HXYZ 9170	HXYZ 9170-134	Schwarzbeck	2012/8/28	2013/8/27
ETSTW-RE 049	TRILOG Super Broadband test Antenna	VULB 9160	9160-3185	Schwarzbeck	2012/3/23	2013/3/22
ETSTW-RE 050	Attenuator 10dB	50HF-010-1	None	JFW	2012/3/3	2013/3/2
ETSTW-RE 051	Attenuator 6dB	50HF-006-1	None	JFW	2012/3/3	2013/3/2
ETSTW-RE 053	Attenuator 3dB	50HF-003-1	None	JFW	2012/3/3	2013/3/2
ETSTW-RE 055	SPECTRUM ANALYZER	FSU 26	200074	R&S	2012/5/29	2013/5/28
ETSTW-RE 060	Attenuator 30dB	5015-30	F651012z-01	ATM	2012/3/3	2013/3/2
ETSTW-RE 061	Amplifier Module	CHC 1	None	ETS	2012/5/17	2013/5/16
ETSTW-RE 062	Amplifier Module	CHC 2	None	KMIC	2011/11/29	2012/11/28
ETSTW-RE 064	Bluetooth Test Set	MT8852B-042	6K00005709	Anritsu	Function Test	
ETSTW-RE 065	Amplifier	AMF-6F-18002650- 25-10P	941608	MITEQ	2012/4/6	2013/4/5
ETSTW-RE 069	Double-Ridged Guide Horn Antenna	3117	00069377	EMCO	Function Test	
ETSTW-RE 072	CELL SITE TEST SET	8921A	3339A00375	HP	2011/10/5	2012/10/4
ETSTW-RE 073	Power Meter	N1911A	MY45100769	Agilent	2012/1/4	2013/1/3
ETSTW-RE 074	Power Sensor	N1921A	MY45241198	Agilent	2012/1/4	2013/1/3
ETSTW-RE 088	SOLID STATE AMPLIFIER	KMA180265A01	99057	KMIC	2011/10/13	2012/10/12
ETSTW-RE 099	DC Block	50DB-007-1	None	JFW	2012/3/5	2013/3/4
ETSTW-RE 105	2.4GHz Notch Filter	NO124411	39555	MICROWAVE CIRCUITS, INC.	2012/3/5	2013/3/4
ETSTW-RE 106	Humidity Temperature Meter	TES-1366	091011113	TES	2011/12/1	2012/11/30
ETSTW-RE 111	TRILOG Super Broadband test Antenna	VULB 9160	9160-3309	Schwarz beck	2011/12/27	2012/12/26
ETSTW-RE 112	AC POWER SOURCE	TFC-1005	None	T-Power	Function test	
ETSTW-RE 115	2.4GHz Notch Filter	N0124411	473874	MICROWAVE CIRCUITS	2012/1/12	2013/1/11
ETSTW-RE 120	RF Player	MP9200	MP9210-111022	ADIVIC	Function test	
ETSTW-RE 122	SIGNAL GENERATOR	SMF100A	102149	R&S	2012/7/3	2013/7/2
ETSTW-RE 125	5GHz Notch filter	5NSL11- 5200/E221.3-O/O	1	K&L Microwave	2012/8/18	2013/8/17
ETSTW-RE 126	5GHz Notch filter	5NSL11- 5800/E221.3-O/O	1	K&L Microwave	2012/8/18	2013/8/17
ETSTW-RE 127	RF Switch Box	RFS-01	None	WTS	2012/3/3	2013/3/2
ETSTW-EMI 001	HARMONICS 1000	HAR1000-1P	093	EMC-PARTNER	2012/8/10	2013/8/09
ETSTW-EMS 001	BASELSTRASSE 160 CH- 4242 LAUFEN	CN-EFT1000	354	EMC-PARTNER	Function Test	
ETSTW-EMS 002	Frequency Converter	YF-6020	0308014	None	Function Test	
ETSTW-EMS 003	EMC Immunity Test System	TRA2000IN6	579	EMC-PARTNER	2011/11/2	2012/11/1
ETSTW-EMS 009	Magnetic Field Antenna	MF1000-1	104	EMC-PARTNER	Function Test	
ETSTW-EMS 010	Coupling De-coupling Network	CDN-UTP8	014	EMC-PARTNER	Function Test	
ETSTW-EMS 012	EM Injection Clamp	F-203I-23MM	476	FCC	2012/5/29	2013/5/28
ETSTW-EMS 016	EMF Tester	1390	071208732	TES	2011/10/6	2012/10/5
ETSTW-EMS 017	Multimeter	DM-1220	518614	HOLA	2012/8/10	2013/8/09



Worldwide Testing Services(Taiwan) Co., Ltd.

Registration number: W6M21208-12670-C-1

FCC ID: YV8-DA2131-V1

ETSTW-EMS 019	Electrostatic Discharge Simulator	ESS-2002	ESS06Y6300	NoiseKen	2011/10/31	2012/10/30
ETSTW-EMS 020	Humidity Temperature Meter	TES-1366	091011116	TES	2011/12/20	2012/12/19
ETSTW-RS 003	RF Power Amplifier	30S1G3	306933	AR	Function Test	
ETSTW-RS 004	RF Power Amplifier	150W1000	307009	AR	Function Test	
ETSTW-RS 006	SIGNAL GENERATOR	SML03	101551	R&S	2012/2/29	2013/2/28
ETSTW-RS 007	14" COLOR VIDEO MONITOR	HS-CM145A	0512011548	None	Function Test	
ETSTW-RS 009	SIGNAL GENERATOR	8648C	3642U01656	HP	2012/2/20	2013/2/19
ETSTW-RS 010	Broadband Field Meter	NBM-520	C-0195	Narda	2012/9/7	2013/9/6
ETSTW-GSM 002	Universal Radio Communication Tester	CMU 200	109439	R&S	2011/10/4	2012/10/3
ETSTW-GSM 019	Band Reject Filter	WRCTF824/849-822/851-40 /12+9SS	3	WI	2012/1/13	2013/1/12
ETSTW-GSM 020	Band Reject Filter	WRCD1747/1748-1743/1752-32/5SS	1	WI	2012/1/13	2013/1/12
ETSTW-GSM 021	Band Reject Filter	WRCD1879.5/1880.5-1875.5/1884.5-32/5SS	3	WI	2012/1/13	2013/1/12
ETSTW-GSM 022	Band Reject Filter	WRCT901.9/903.1-904.25-50/8SS	1	WI	2012/1/13	2013/1/12
ETSTW-GSM 023	Power Divider	4901.19.A	None	SUHNER	2011/9/19	2012/9/18
ETSTW-Cable 002	Microwave Cable	SUCOFLEX 104 (S_Cable 7)	238093	HUBER+SUHNER	2012/5/17	2013/5/16
ETSTW-Cable 003	Microwave Cable	SUCOFLEX 104 (S_Cable 11)	209953	HUBER+SUHNER	2012/5/17	2013/5/16
ETSTW-Cable 010	BNC Cable	5 M BNC Cable	None	JYE BAO CO.,LTD.	2012/3/5	2013/3/4
ETSTW-Cable 011	BNC Cable	BNC Cable 1	None	JYE BAO CO.,LTD.	Pre-test Use NCR	
ETSTW-Cable 012	N TYPE To SMA Cable	Cable 012	None	JYE BAO CO.,LTD.	2012/3/5	2013/3/4
ETSTW-Cable 013	Microwave Cable	SUCOFLEX 104 (S_Cable 5)	232345	HUBER+SUHNER	Function Test	
ETSTW-Cable 016	BNC Cable	Switch Box	B Cable 1	Schwarz beck	2012/3/3	2013/3/2
ETSTW-Cable 017	BNC Cable	X Cable	B Cable 2	Schwarz beck	2012/3/3	2013/3/2
ETSTW-Cable 018	BNC Cable	Y Cable	B Cable 3	Schwarz beck	2012/3/3	2013/3/2
ETSTW-Cable 019	BNC Cable	Z Cable	B Cable 4	Schwarz beck	2012/3/3	2013/3/2
ETSTW-Cable 022	N TYPE Cable	5006	0002	JYE BAO CO.,LTD.	2012/4/6	2013/4/5
ETSTW-Cable 026	Microwave Cable	SUCOFLEX 104	279075	HUBER+SUHNER	2012/3/5	2013/3/4
ETSTW-Cable 027	Microwave Cable	SUCOFLEX 104	279083	HUBER+SUHNER	2012/3/5	2013/3/4
ETSTW-Cable 028	Microwave Cable	FA147A0015M2020	30064-2	UTIFLEX	2011/10/13	2012/10/12
ETSTW-Cable 029	Microwave Cable	FA147A0015M2020	30064-3	UTIFLEX	2011/10/13	2012/10/12
ETSTW-Cable 030	Microwave Cable	SUCOFLEX 104 (S_Cable 9)	279067	HUBER+SUHNER	2012/3/5	2013/3/4
ETSTW-Cable 031	Microwave Cable	SUCOFLEX 104 (S_Cable 10)	238092	HUBER+SUHNER	2011/11/29	2012/11/28
ETSTW-Cable 032	Microwave Cable	SUCOFLEX 104 (S_Cable 12)	237301	HUBER+SUHNER	Function Test	
ETSTW-Cable 039	Microwave Cable	SUCOFLEX 104 (S_Cable 19)	316739	HUBER+SUHNER	2012/5/17	2013/5/16
ETSTW-Cable 040	Microwave Cable	SUCOFLEX 104 (S_Cable 20)	316738	HUBER+SUHNER	Function Test	
ETSTW-Cable 043	Microwave Cable	SUCOFLEX 104	317576	HUBER+SUHNER	2011/11/29	2012/11/28
ETSTW-Cable 047	Microwave Cable	SUCOFLEX 104	325518	HUBER+SUHNER	2011/11/29	2012/11/28



Worldwide Testing Services(Taiwan) Co., Ltd.

Registration number: W6M21208-12670-C-1
 FCC ID: YV8-DA2131-V1

ETSTW-Cable 051	BNC Cable	BNC Cable 6	None	JYE BAO CO.,LTD.	2012/3/30	2013/3/29
ETSTW-Cable 052	BNC Cable	Clamp Cable	None	Schwarz beck	2012/3/30	2013/3/29
ETSTW-Cable 053	N TYPE To SMA Cable	RG142	None	JYE BAO CO.,LTD.	2012/4/6	2013/4/5
ETSTW-Cable 054	BNC To SMA Cable	RG142	None	JYE BAO CO.,LTD.	2012/4/6	2013/4/5
ETSTW-Cable 055	N TYPE Cable	N30N30-JBY240-80CM	20110621-1.1	JYE BAO CO.,LTD.	Function Test	
ETSTW-Cable 056	N TYPE Cable	N30N30-JBY240-80CM	20110621-1.0	JYE BAO CO.,LTD.	Function Test	
ETSTW-Cable 057	N TYPE Cable	N30N30-JBY240-80CM	20110621-1.1	JYE BAO CO.,LTD.	Function Test	
WTSTW-SW 001	EMI TEST SOFTWARE	Harmonics-1000	None	EMC PARTNER	HARCS Version 4.16 Firmware Version 2.18	
WTSTW-SW 002	EMI TEST SOFTWARE	EZ EMC	None	Farad	Version ETS-03A1	
WTSTW-SW 003	EMS TEST SOFTWARE	i2	None	AUDIX	Version 3.2007-8-17b	



Registration number: W6M21208-12670-C-1

FCC ID: YV8-DA2131-V1

2.4 General Test Procedure

POWER LINE CONDUCTED INTERFERENCE: The procedure used was ANSI STANDARD C63.4-2009 5.2 using a 50 μ H LISN (if necessary). Both lines were observed. The bandwidth of the spectrum analyzer was 10 kHz with an appropriate sweep speed.

RADIATION INTERFERENCE: The test procedure used was according to ANSI STANDARD C63.4-2009 6.4 employing a spectrum analyzer. For investigated frequency is equal to or below 1GHz, the RBW and VBW of the spectrum analyzer was 100 kHz and 100kHz respectively with an appropriate sweep speed. For investigated frequency is above 1GHz, both of RBW and VBW of the spectrum analyzer were 1 MHz with an appropriate sweep speed. The analyzer was calibrated in dB above a microvolt at the output of the antenna.

FORMULA OF CONVERSION FACTORS: The Field Strength at 3m was established by adding the meter reading of the spectrum analyzer (which is set to read in units of dB μ V) to the antenna correction factor supplied by the antenna manufacturer. The antenna correction factors are stated in terms of dB.

Example:

Freq (MHz) METER READING + ACF + CABLE LOSS (to the receiver) = FS
33 20 dB μ V + 10.36 dB + 6 dB = 36.36 dB μ V/m @3m

The EUT was placed on a table 80 cm high and with dimensions of 1m by 1.5m (non metallic table) and arranged according to ANSI C63.4-2009 6.3.1. The table used for radiated measurements is capable of continuous rotation. The spectrum was scanned from 30 MHz to the frequency specified as follows:

- (1) If the intentional radiator operates below 10 GHz: to the tenth harmonic of the highest fundamental frequency or to 40 GHz, whichever is lower.
- (2) If the intentional radiator operates at or above 10 GHz and below 30 GHz: to the fifth harmonic of the highest fundamental frequency or to 100 GHz, whichever is lower.
- (3) If the intentional radiator operates at or above 30 GHz: to the fifth harmonic of the highest fundamental frequency or to 200 GHz, whichever is lower, unless specified otherwise elsewhere in the rules.
- (4) If the intentional radiator contains a digital device, regardless of whether this digital device controls the functions of the intentional radiator or the digital device is used for additional control or function purposes other than to enable the operation of the intentional radiator, the frequency range shall be investigated up to the range specified in paragraphs (a)(1)-(a)(3) of this section or the range applicable to the digital device, as shown in paragraph (b)(1) of this Section, whichever is the higher frequency range of investigation.

For hand-held devices, a exploratory test was performed with three (3) orthogonal planes to determine the highest emissions.

Measurements were made by Worldwide Testing Services(Taiwan) Co., Ltd. at the registered open field test site located at No.5-1, Lishui, Shuang Sing Village, Wanli Dist., New Taipei City 207, Taiwan (R.O.C.). The Registration Number: 930600.

When an emission was found, the table was rotated to produce the maximum signal strength. At this point, the antenna was raised and lowered from 1m to 4m. The antenna was placed in both the horizontal and vertical planes.



Registration number: W6M21208-12670-C-1

FCC ID: YV8-DA2131-V1

When the radiated emission limits are expressed in terms of the average value of the emission, and pulsed operation is employed, the measurement field strength shall be determined by averaging over one complete pulse train, including blanking intervals, as long as the pulse train does not exceed 0.1 seconds. As an alternative (provided the transmitter operates for longer than 0.1 seconds) or in cases where the pulse train exceeds 0.1 seconds, the measured field strength shall be determined from the average absolute voltage during a 0.1 second interval during which the field strength is at its maximum value.

The formula is as follows:

Average = Peak + Duty Factor

Duty Factor = $20 \log (\text{dwell time}/T)$

T = 100ms when the pulse train period is over 100 ms or the period of the pulse train.

Modified Limits for peak according to 15.35 (b) = Max Permitted average Limits + 20dB

ANSI STANDARD C63.4-2009 10.2.7: Any measurements that utilize special test software shall be indicated and referenced in the test report. During testing, test software 'EZ EMC' was used for setting up different operation modes.



Registration number: W6M21208-12670-C-1
 FCC ID: YV8-DA2131-V1

3 Test results (enclosure)

TEST CASE	Para. Number	Required	Test passed	Test failed
Peak Output Power	15.247(b)(3)	<input checked="" type="checkbox"/>	<input checked="" type="checkbox"/>	<input type="checkbox"/>
Equivalent isotropically radiated Power	15.247(b)(3)	<input checked="" type="checkbox"/>	<input checked="" type="checkbox"/>	<input type="checkbox"/>
Spurious Emissions radiated – Transmitter operating	15.247(c): 15.209	<input checked="" type="checkbox"/>	<input checked="" type="checkbox"/>	<input type="checkbox"/>
Band Edge Measurement	15.247(c)	<input checked="" type="checkbox"/>	<input checked="" type="checkbox"/>	<input type="checkbox"/>
Minimum 6 dB Bandwidth	15.247(a)(2)	<input checked="" type="checkbox"/>	<input checked="" type="checkbox"/>	<input type="checkbox"/>
Peak Power Spectral Density	15.247(d)	<input checked="" type="checkbox"/>	<input checked="" type="checkbox"/>	<input type="checkbox"/>
Radiated Emission from Digital Part	15.109	<input type="checkbox"/>	<input type="checkbox"/>	<input type="checkbox"/>
Power Line Conducted Emission	15.207	<input checked="" type="checkbox"/>	<input checked="" type="checkbox"/>	<input type="checkbox"/>



Registration number: W6M21208-12670-C-1
FCC ID: YV8-DA2131-V1

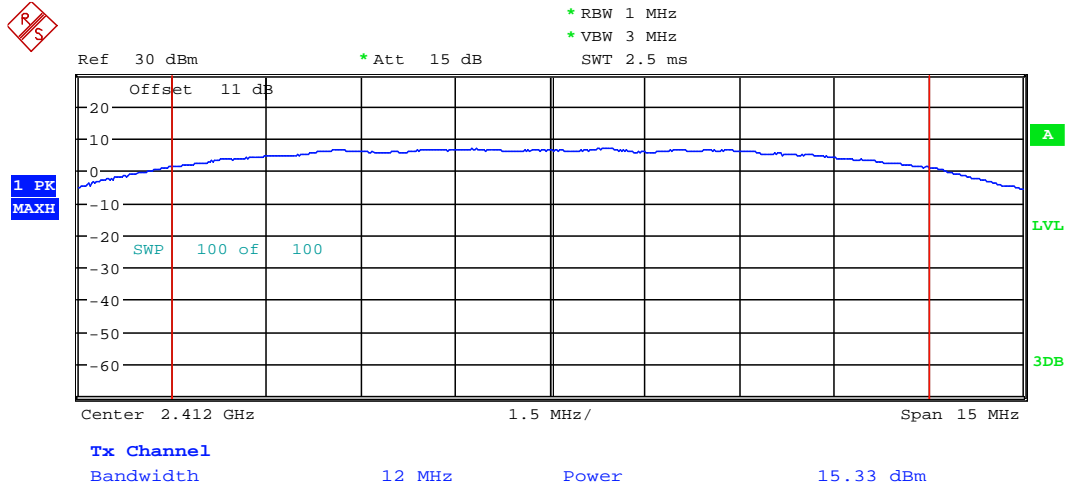
3.1 Peak Output Power (transmitter)

FCC Rule: 15.247(b)(3)

This measurement applies to equipment with an integral antenna and to equipment with an antenna connector and equipped with an antenna as declared by the applicant.

The power was measured with modulation (declared by the applicant).

Mode A



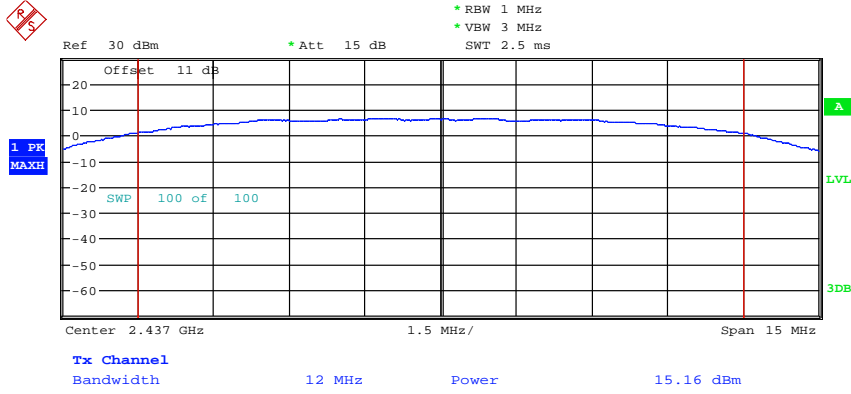
MAX OUTPUT POWER 802.11B CH01

Date: 7.SEP.2012 12:32:43



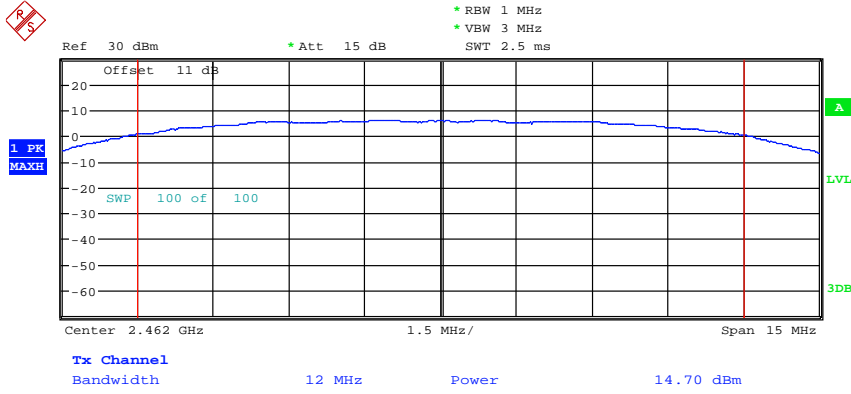
Worldwide Testing Services(Taiwan) Co., Ltd.

Registration number: W6M21208-12670-C-1
FCC ID: YV8-DA2131-V1



MAX OUTPUT POWER 802.11B CH06

Date: 7.SEP.2012 12:33:29



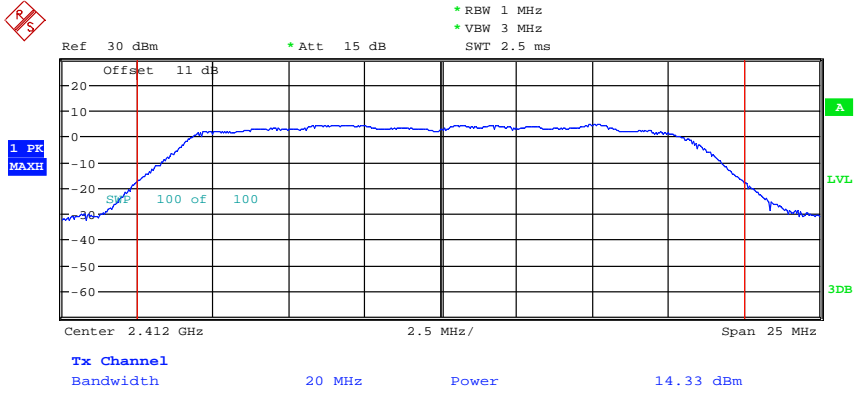
MAX OUTPUT POWER 802.11B CH11

Date: 7.SEP.2012 12:36:01

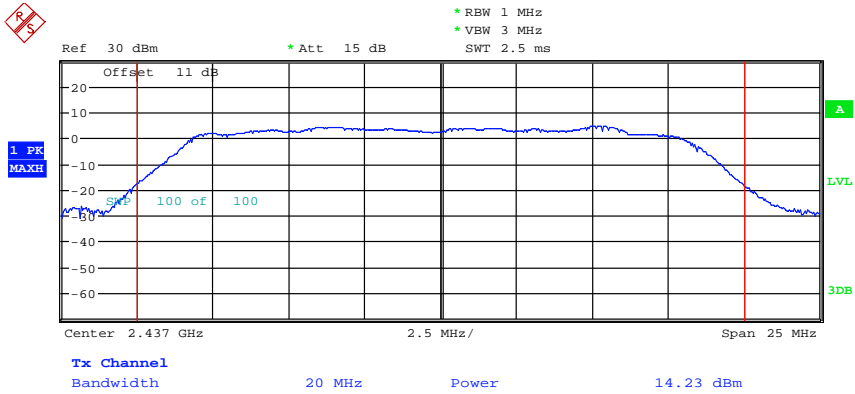


Worldwide Testing Services(Taiwan) Co., Ltd.

Registration number: W6M21208-12670-C-1
FCC ID: YV8-DA2131-V1
Mode B



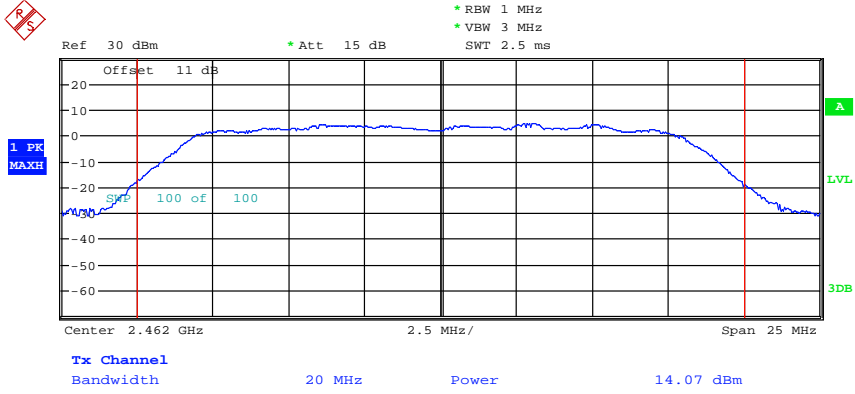
MAX OUTPUT POWER 802.11G CH01
Date: 7.SEP.2012 12:37:10



MAX OUTPUT POWER 802.11G CH06
Date: 7.SEP.2012 12:38:03

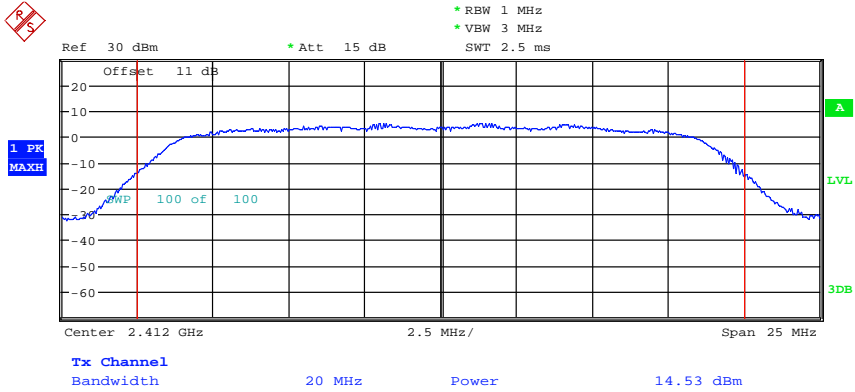


Registration number: W6M21208-12670-C-1
FCC ID: YV8-DA2131-V1



MAX OUTPUT POWER 802.11G CH11
Date: 7.SEP.2012 12:38:50

Mode C

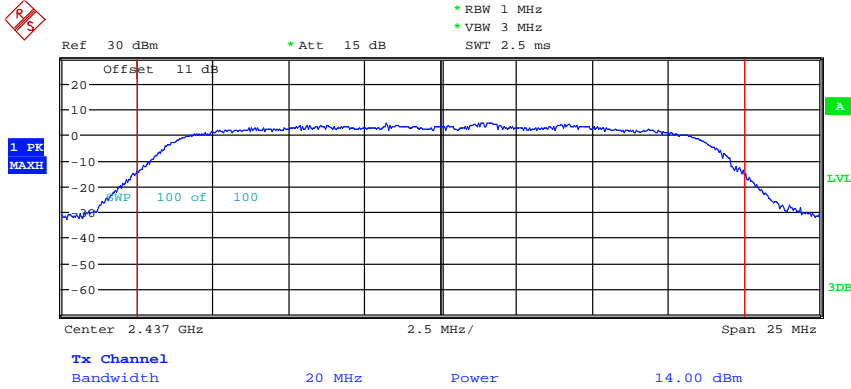


MAX OUTPUT POWER 802.11N 20MHZ CH01
Date: 7.SEP.2012 12:40:18



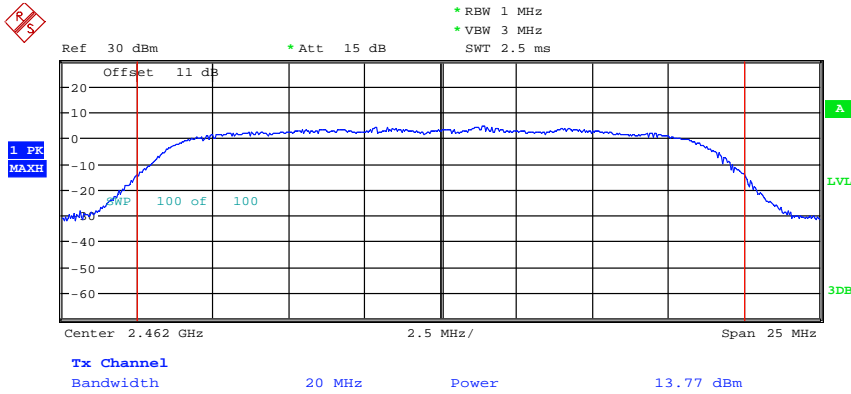
Worldwide Testing Services(Taiwan) Co., Ltd.

Registration number: W6M21208-12670-C-1
FCC ID: YV8-DA2131-V1



MAX OUTPUT POWER 802.11N 20MHZ CH06

Date: 7.SEP.2012 12:41:04



MAX OUTPUT POWER 802.11N 20MHZ CH11

Date: 7.SEP.2012 12:41:50

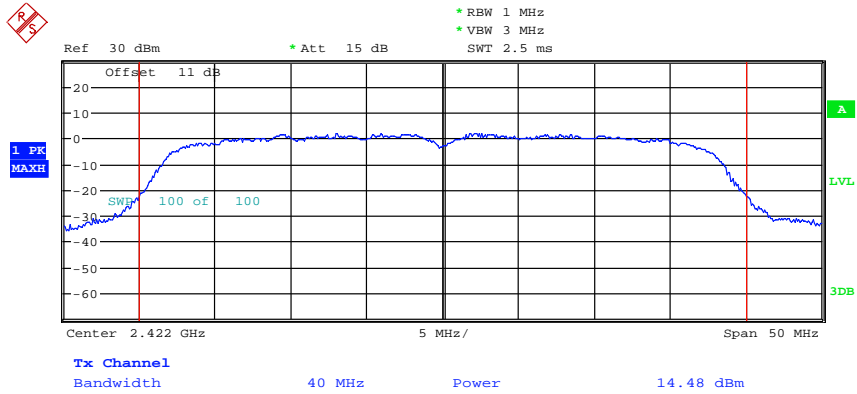


Worldwide Testing Services(Taiwan) Co., Ltd.

Registration number: W6M21208-12670-C-1

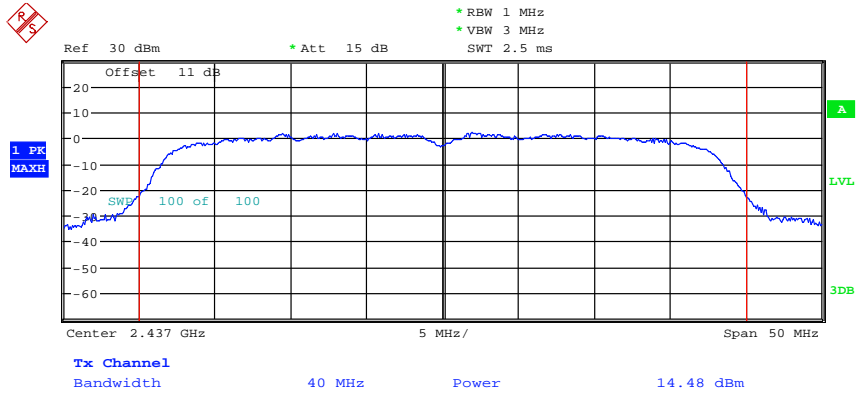
FCC ID: YV8-DA2131-V1

Mode D



MAX OUTPUT POWER 802.11N 40MHZ CH01

Date: 7.SEP.2012 12:42:50

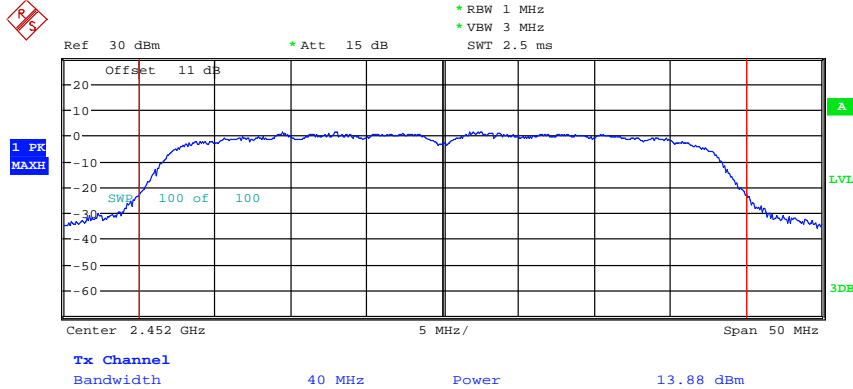


MAX OUTPUT POWER 802.11N 40MHZ CH04

Date: 7.SEP.2012 12:43:43



Registration number: W6M21208-12670-C-1
 FCC ID: YV8-DA2131-V1



MAX OUTPUT POWER 802.11N 40MHZ CH07
 Date: 7.SEP.2012 12:44:26

Mode A

Test condition $T_{nom} = 23^{\circ}\text{C}$, $V_{nom} = 120\text{ V}$	Signal Field strength TX highest power mode $\text{dB } \mu\text{ V/m}$
Frequency [MHz]	--
--	--

Mode B

Test condition $T_{nom} = 23^{\circ}\text{C}$, $V_{nom} = 120\text{ V}$	Signal Field strength TX highest power mode $\text{dB } \mu\text{ V/m}$
Frequency [MHz]	--
--	--

Mode C

Test condition $T_{nom} = 23^{\circ}\text{C}$, $V_{nom} = 120\text{ V}$	Signal Field strength TX highest power mode $\text{dB } \mu\text{ V/m}$
Frequency [MHz]	--
--	--



Worldwide Testing Services(Taiwan) Co., Ltd.

Registration number: W6M21208-12670-C-1
 FCC ID: YV8-DA2131-V1

Mode D

Test condition $T_{nom} = 23^{\circ}C, V_{nom} = 120\ V$	Signal Field strength TX highest power mode $dB\ \mu V/m$
Frequency [MHz]	--
--	--

Limits:

Frequency MHz	Power dBm
902 - 928	30
2400 – 2483.5	30
5725 – 5850	30

In case of employing transmitter antennas having antenna gain $> 6\ dBi$ and using fixed point-to point operation consider §15.247 (b)(4)

Test equipment used: ETSTW-RE 055, ETSTW-RE 050, ETSTW-RE 073, ETSTW-RE 074



Registration number: W6M21208-12670-C-1
 FCC ID: YV8-DA2131-V1

3.2 Equivalent isotropic radiated power

FCC Rule: 15.247(b)(3)

For systems using digital modulation in the 902–928 MHz, 2400–2483.5 MHz, and 5725–5850 MHz bands: 1 Watt.

The conducted output power limit specified in paragraph (b) of this section is based on the use of antennas with directional gains that do not exceed 6dBi. Except as shown in paragraph (c) of this section, if transmitting antennas of directional gain greater than 6 dBi are used, the conducted output power from the intentional radiator shall be reduced below the stated values in paragraphs (b)(1), (b)(2), and (b)(3) of this section, as appropriate, by the amount in dB that the directional gain of the antenna exceeds 6 dBi.

Test equipment used: ETSTW-RE 055

3.3 RF Exposure Compliance Requirements

FCC OET Bulletin 65 Edition 97.01 determines the equations for predicting RF fields and applicable limits.

The prediction for power density in the far-field but will over-predict power density in the near field, where it could be used for walking a “worst case” or conservative prediction.

$$S = \frac{PG}{4\pi R^2}$$

- S – Power Density
- P – Output power ERP
- R – Distance
- D – Cable Loss
- AG – Antenna Gain

Item	Unit	Value	Remarks
P	mW	34.1193	Peak value
D	dB		
AG	dBi	12.25	
G		16.788	Calculated Value
R	cm	20	Assumed value
S	mW/cm ²	0.114	Calculated value

Limits:

Limit for General Population / Uncontrolled Exposure	
Frequency (MHz)	Power Density (mW/cm ²)
1500 – 100.000	1.0



Registration number: W6M21208-12670-C-1
FCC ID: YV8-DA2131-V1

3.4 Transmitter Radiated Emissions in Restricted Bands

FCC Rules: 15.247 (c), 15.205, 15.209, 15.35

Radiated emission measurements were performed from 30 MHz to 26500 MHz.

For radiated emission tests, the analyzer setting was as followings:

Frequency \leq 1 GHz, RBW:100 kHz, VBW: 100 kHz (Peak measurements)

Frequency $>$ 1 GHz, RBW: 1 MHz, VBW: 1 MHz (Peak measurements)

Frequency $>$ 1 GHz , RBW:1 MHz , VBW: 10 Hz (Average measurements)

Limits.

For frequencies below 1GHz:

Frequency of Emission (MHz)	Field strength (microvolts/meter)	Field Strength (dB microvolts/meter)
30 - 88	100	40.0
88 - 216	150	43.5
216 - 960	200	46.0
Above	500	54.0

For frequencies above 1GHz (Average measurements).

Guidance on Measurement of Digit Transmission Systems:

“If the emission is pulsed, modify the unit for continuous operation, use the setting shown above, then correct the reading by subtracting the peak-average correction factor, derived from the appropriate duty cycle calculation.”

The correction factor, based on the total channel dwell time in a 100 ms period, may be mathematically applied to a measurement made with an average detector, to further reduce the value.

Duty cycle correction = $20 \log (\text{dwell time} / 100\text{ms})$

Note: No duty cycle correction was added to the reading of this EUT.

Explanation: see attached diagrams in Appendix.



Registration number: W6M21208-12670-C-1

FCC ID: YV8-DA2131-V1

3.5 Spurious Emissions (tx)

Spurious emission was measured with modulation (declared by manufacturer).

In any 100 kHz bandwidth outside the frequency band in which the intentional radiator is operating, the radio frequency power that is produced by the intentional radiator shall be at least 20dB below that in the 100 kHz bandwidth within the band that contains the highest level of the desired power, based on either an RF conducted or a radiated measurement. Attenuation below the general limits specified in § 15.209(a) is not required. In addition, radiated emissions which fall in the restricted bands, as defined in § 15.205(a), must also comply with the radiated emission limits specified in § 15.209(a) (see § 15.205(c))

FCC Rule: 15.247(c), 15.35

For out of band emissions that are close to or that exceed the 20 dB attenuation requirement described in the specification, radiated measurements were performed at a 3 m separation distance to determine whether these emissions complied with the general radiated emission requirement.

Limits:

For frequencies above 1GHz (Peak measurements).

Modified Limit for peak according to 15.35 (b) = Max Permitted average Limits + 20dB

For frequencies above 1GHz (Average measurements).

Max. reading – 20dB

Max. reading – 20 dB

Guidance on Measurement of Digit Transmission Systems:

“If the emission is pulsed, modify the unit for continuous operation, use the settings shown above, then correct the reading by subtracting the peak-average correction factor, derived from the appropriate duty cycle calculation.”

The correction factor, based on the total channel dwell time in a 100 ms period, may be mathematically applied to a measurement made with an average detector, to further reduce the value.

Duty Cycle correction = $20 \log (\text{dwell time}/100\text{ms})$

Note: No duty cycle correction was added to the reading of EUT.



Worldwide Testing Services(Taiwan) Co., Ltd.

Registration number: W6M21208-12670-C-1
 FCC ID: YV8-DA2131-V1

SAMPLE CALCULATION OF LIMIT. All results will be updated by an automatic measuring system in accordance with point 2.3.

Calculation of test results:

Such factors like antenna correction, cable loss, external attenuation etc. are already included in the provided measurement results. This is done by using validated test software and calibrated test system according the accreditation requirements.

The peak and average spurious emission plots was measured with the average limits.

In the Table being listed the critical peak and average value and exhibit the compliance with the above calculated Limits.

If in the column's correction factor states a value then the max. Field strength in the same row is corrected by a value gained from the "Correction Factor".

Summary table with radiated data of the test plots Patch antenna

Model: DA2131-V1 Date: 2012/9/8
 Mode: 802.11b CH1 Temperature: 24 °C Engineer: Vic
 Polarization: Horizontal Humidity: 60 %

Frequency (MHz)	Reading (dBuV)	Detector	Factor (dB)	Result (dBuV/m)	Limit (dBuV/m)	Margin (dB)	Table Degree (Deg.)	Ant. High (cm)
319.6392	26.45	peak	16.10	42.55	46.00	-3.45	175	100
854.2083	17.23	peak	25.96	43.19	46.00	-2.81	25	100

Frequency (MHz)	Reading (dBuV)		Factor (dB) Corr.	Result @3m (dBuV/m)		Limit @3m (dBuV/m)		Margin (dB)	Table Degree (Deg.)	Ant. High (cm)
	Peak	Ave.		Peak	Ave.	Peak	Ave.			
4825.6510	56.99	---	-1.31	55.68	---	74.00	54.00	-18.32	200	100
7236.0000	40.41	---	4.20	44.61	---	74.00	54.00	-29.39	190	100
9648.0000	34.50	---	6.56	41.06	---	74.00	54.00	-32.94	175	120
12060.0000	33.40	---	11.56	44.96	---	74.00	54.00	-29.04	190	100

Polarization: Vertical

Frequency (MHz)	Reading (dBuV)	Detector	Factor (dB)	Result (dBuV/m)	Limit (dBuV/m)	Margin (dB)	Table Degree (Deg.)	Ant. High (cm)
166.0721	26.08	peak	14.79	40.87	43.50	-2.63	245	100
854.2084	17.71	peak	25.96	43.67	46.00	-2.33	105	100

Frequency (MHz)	Reading (dBuV)		Factor (dB) Corr.	Result @3m (dBuV/m)		Limit @3m (dBuV/m)		Margin (dB)	Table Degree (Deg.)	Ant. High (cm)
	Peak	Ave.		Peak	Ave.	Peak	Ave.			
4825.6510	60.79	---	-1.31	59.48	---	74.00	54.00	-14.52	160	100
7236.0000	40.22	---	4.20	44.42	---	74.00	54.00	-29.58	155	100
9648.0000	34.39	---	6.56	40.95	---	74.00	54.00	-33.05	130	100
12060.0000	33.08	---	11.56	44.64	---	74.00	54.00	-29.36	140	110



Worldwide Testing Services(Taiwan) Co., Ltd.

Registration number: W6M21208-12670-C-1

FCC ID: YV8-DA2131-V1

Mode: 802.11b CH6

Polarization: Horizontal

Frequency (MHz)	Reading (dBuV)	Detector	Factor (dB)	Result (dBuV/m)	Limit (dBuV/m)	Margin (dB)	Table Degree (Deg.)	Ant. High (cm)
747.2945	18.27	peak	24.63	42.90	46.00	-3.10	175	100
854.2083	17.62	peak	25.96	43.58	46.00	-2.42	300	100

Frequency (MHz)	Reading (dBuV)		Factor (dB) Corr.	Result @3m (dBuV/m)		Limit @3m (dBuV/m)		Margin (dB)	Table Degree (Deg.)	Ant. High (cm)
	Peak	Ave.		Peak	Ave.	Peak	Ave.			
4865.7310	60.52	---	-1.18	59.34	---	74.00	54.00	-14.66	165	100
7311.0000	40.92	---	4.33	45.25	---	74.00	54.00	-28.75	190	120
9748.0000	35.29	---	6.81	42.10	---	74.00	54.00	-31.90	160	110
12185.0000	32.95	---	12.36	45.31	---	74.00	54.00	-28.69	150	100

Polarization: Vertical

Frequency (MHz)	Reading (dBuV)	Detector	Factor (dB)	Result (dBuV/m)	Limit (dBuV/m)	Margin (dB)	Table Degree (Deg.)	Ant. High (cm)
166.0721	26.34	peak	14.79	41.13	43.50	-2.37	275	100
854.2084	17.88	peak	25.96	43.84	46.00	-2.16	145	100

Frequency (MHz)	Reading (dBuV)		Factor (dB) Corr.	Result @3m (dBuV/m)		Limit @3m (dBuV/m)		Margin (dB)	Table Degree (Deg.)	Ant. High (cm)
	Peak	Ave.		Peak	Ave.	Peak	Ave.			
4873.7480	61.59	---	-1.15	60.44	---	74.00	54.00	-13.56	160	100
7311.0000	40.93	---	4.33	45.26	---	74.00	54.00	-28.74	150	110
9748.0000	33.83	---	6.81	40.64	---	74.00	54.00	-33.36	120	100
12185.0000	33.23	---	12.36	45.59	---	74.00	54.00	-28.41	150	100

Mode: 802.11b CH11

Polarization: Horizontal

Frequency (MHz)	Reading (dBuV)	Detector	Factor (dB)	Result (dBuV/m)	Limit (dBuV/m)	Margin (dB)	Table Degree (Deg.)	Ant. High (cm)
747.2945	19.46	peak	24.63	44.09	46.00	-1.91	105	100
854.2083	17.95	peak	25.96	43.91	46.00	-2.09	245	100

Frequency (MHz)	Reading (dBuV)		Factor (dB) Corr.	Result @3m (dBuV/m)		Limit @3m (dBuV/m)		Margin (dB)	Table Degree (Deg.)	Ant. High (cm)
	Peak	Ave.		Peak	Ave.	Peak	Ave.			
4921.8440	61.68	---	-0.98	60.70	---	74.00	54.00	-13.30	160	100
7386.0000	40.41	---	4.63	45.04	---	74.00	54.00	-28.96	155	100
9848.0000	34.85	---	7.08	41.93	---	74.00	54.00	-32.07	120	100
12310.0000	32.61	---	12.38	44.99	---	74.00	54.00	-29.01	140	100



Worldwide Testing Services(Taiwan) Co., Ltd.

Registration number: W6M21208-12670-C-1

FCC ID: YV8-DA2131-V1

Polarization: Vertical

Frequency (MHz)	Reading (dBuV)	Detector	Factor (dB)	Result (dBuV/m)	Limit (dBuV/m)	Margin (dB)	Table Degree (Deg.)	Ant. High (cm)
166.0721	26.23	peak	14.79	41.02	43.50	-2.48	315	100
961.1222	23.85	peak	27.55	51.40	54.00	-2.60	275	100

Frequency (MHz)	Reading (dBuV)		Factor (dB) Corr.	Result @3m (dBuV/m)		Limit @3m (dBuV/m)		Margin (dB)	Table Degree (Deg.)	Ant. High (cm)
	Peak	Ave.		Peak	Ave.	Peak	Ave.			
4921.8440	60.44	---	-0.98	59.46	---	74.00	54.00	-14.54	110	100
7386.0000	40.43	---	4.63	45.06	---	74.00	54.00	-28.94	150	100
9848.0000	34.68	---	7.08	41.76	---	74.00	54.00	-32.24	130	100
12310.0000	32.77	---	12.38	45.15	---	74.00	54.00	-28.85	150	120

Mode: 802.11g CH1

Polarization: Horizontal

Frequency (MHz)	Reading (dBuV)	Detector	Factor (dB)	Result (dBuV/m)	Limit (dBuV/m)	Margin (dB)	Table Degree (Deg.)	Ant. High (cm)
304.0881	27.61	peak	15.64	43.25	46.00	-2.75	215	100
854.2083	17.05	peak	25.96	43.01	46.00	-2.99	80	100

Frequency (MHz)	Reading (dBuV)		Factor (dB) Corr.	Result @3m (dBuV/m)		Limit @3m (dBuV/m)		Margin (dB)	Table Degree (Deg.)	Ant. High (cm)
	Peak	Ave.		Peak	Ave.	Peak	Ave.			
4825.6510	53.48	---	-1.31	52.17	---	74.00	54.00	-21.83	100	110
7236.0000	40.44	---	4.20	44.64	---	74.00	54.00	-29.36	200	110
9648.0000	34.25	---	6.56	40.81	---	74.00	54.00	-33.19	165	120
12060.0000	34.05	---	11.56	45.61	---	74.00	54.00	-28.39	180	100

Polarization: Vertical

Frequency (MHz)	Reading (dBuV)	Detector	Factor (dB)	Result (dBuV/m)	Limit (dBuV/m)	Margin (dB)	Table Degree (Deg.)	Ant. High (cm)
166.0721	26.49	peak	14.79	41.28	43.50	-2.22	195	100
854.2084	17.42	peak	25.96	43.38	46.00	-2.62	245	100

Frequency (MHz)	Reading (dBuV)		Factor (dB) Corr.	Result @3m (dBuV/m)		Limit @3m (dBuV/m)		Margin (dB)	Table Degree (Deg.)	Ant. High (cm)
	Peak	Ave.		Peak	Ave.	Peak	Ave.			
4824.0000	56.10	---	-1.31	54.79	---	74.00	54.00	-19.21	145	110
7236.0000	40.71	---	4.20	44.91	---	74.00	54.00	-29.09	155	100
9648.0000	35.62	---	6.56	42.18	---	74.00	54.00	-31.82	150	100
12060.0000	33.64	---	11.56	45.20	---	74.00	54.00	-28.80	160	100



Worldwide Testing Services(Taiwan) Co., Ltd.

Registration number: W6M21208-12670-C-1
 FCC ID: YV8-DA2131-V1

Mode: 802.11g CH 6
 Polarization: Horizontal

Frequency (MHz)	Reading (dBuV)	Detector	Factor (dB)	Result (dBuV/m)	Limit (dBuV/m)	Margin (dB)	Table Degree (Deg.)	Ant. High (cm)
747.2945	18.75	peak	24.63	43.38	46.00	-2.62	220	100
854.2083	17.89	peak	25.96	43.85	46.00	-2.15	150	100

Frequency (MHz)	Reading (dBuV)		Factor (dB) Corr.	Result @3m (dBuV/m)		Limit @3m (dBuV/m)		Margin (dB)	Table Degree (Deg.)	Ant. High (cm)
	Peak	Ave.		Peak	Ave.	Peak	Ave.			
4873.7480	55.57	---	-1.15	54.42	---	74.00	54.00	-19.58	150	120
7311.0000	40.68	---	4.33	45.01	---	74.00	54.00	-28.99	160	100
9748.0000	34.03	---	6.81	40.84	---	74.00	54.00	-33.16	140	110
12185.0000	33.21	---	12.36	45.57	---	74.00	54.00	-28.43	130	130

Polarization: Vertical

Frequency (MHz)	Reading (dBuV)	Detector	Factor (dB)	Result (dBuV/m)	Limit (dBuV/m)	Margin (dB)	Table Degree (Deg.)	Ant. High (cm)
105.8116	29.23	peak	11.91	41.14	43.50	-2.36	245	100
166.0721	26.38	peak	14.79	41.17	43.50	-2.33	135	100

Frequency (MHz)	Reading (dBuV)		Factor (dB) Corr.	Result @3m (dBuV/m)		Limit @3m (dBuV/m)		Margin (dB)	Table Degree (Deg.)	Ant. High (cm)
	Peak	Ave.		Peak	Ave.	Peak	Ave.			
4873.7480	56.58	---	-1.15	55.43	---	74.00	54.00	-18.57	130	110
7311.0000	41.06	---	4.33	45.39	---	74.00	54.00	-28.61	140	125
9748.0000	34.32	---	6.81	41.13	---	74.00	54.00	-32.87	150	120
12185.0000	33.40	---	12.36	45.76	---	74.00	54.00	-28.24	160	100

Mode: 802.11g CH 11
 Polarization: Horizontal

Frequency (MHz)	Reading (dBuV)	Detector	Factor (dB)	Result (dBuV/m)	Limit (dBuV/m)	Margin (dB)	Table Degree (Deg.)	Ant. High (cm)
747.2945	17.95	peak	24.63	42.58	46.00	-3.42	295	100
854.2083	17.78	peak	25.96	43.74	46.00	-2.26	110	100

Frequency (MHz)	Reading (dBuV)		Factor (dB) Corr.	Result @3m (dBuV/m)		Limit @3m (dBuV/m)		Margin (dB)	Table Degree (Deg.)	Ant. High (cm)
	Peak	Ave.		Peak	Ave.	Peak	Ave.			
4921.8440	57.25	---	-0.98	56.27	---	74.00	54.00	-17.73	160	100
7386.0000	40.37	---	4.63	45.00	---	74.00	54.00	-29.00	170	110
9848.0000	34.49	---	7.08	41.57	---	74.00	54.00	-32.43	150	125
12310.0000	33.43	---	12.38	45.81	---	74.00	54.00	-28.19	160	100



Worldwide Testing Services(Taiwan) Co., Ltd.

Registration number: W6M21208-12670-C-1

FCC ID: YV8-DA2131-V1

Polarization: Vertical

Frequency (MHz)	Reading (dBuV)	Detector	Factor (dB)	Result (dBuV/m)	Limit (dBuV/m)	Margin (dB)	Table Degree (Deg.)	Ant. High (cm)
166.0721	25.95	peak	14.79	40.74	43.50	-2.76	195	100
854.2084	17.71	peak	25.96	43.67	46.00	-2.33	330	100

Frequency (MHz)	Reading (dBuV)		Factor (dB) Corr.	Result @3m (dBuV/m)		Limit @3m (dBuV/m)		Margin (dB)	Table Degree (Deg.)	Ant. High (cm)
	Peak	Ave.		Peak	Ave.	Peak	Ave.			
4921.8440	56.17	---	-0.98	55.19	---	74.00	54.00	-18.81	140	120
7386.0000	40.78	---	4.63	45.41	---	74.00	54.00	-28.59	150	110
9848.0000	35.63	---	7.08	42.71	---	74.00	54.00	-31.29	160	100
12310.0000	34.43	---	12.38	46.81	---	74.00	54.00	-27.19	150	110

Mode: 802.11n(20MHz) CH1

Polarization: Horizontal

Frequency (MHz)	Reading (dBuV)	Detector	Factor (dB)	Result (dBuV/m)	Limit (dBuV/m)	Margin (dB)	Table Degree (Deg.)	Ant. High (cm)
747.2945	18.96	peak	24.63	43.59	46.00	-2.41	215	100
854.2083	17.96	peak	25.96	43.92	46.00	-2.08	300	100

Frequency (MHz)	Reading (dBuV)		Factor (dB) Corr.	Result @3m (dBuV/m)		Limit @3m (dBuV/m)		Margin (dB)	Table Degree (Deg.)	Ant. High (cm)
	Peak	Ave.		Peak	Ave.	Peak	Ave.			
4817.6350	52.35	---	-1.33	51.02	---	74.00	54.00	-22.98	125	100
7236.0000	40.44	---	4.20	44.64	---	74.00	54.00	-29.36	160	110
9648.0000	34.28	---	6.56	40.84	---	74.00	54.00	-33.16	140	120
12060.0000	33.67	---	11.56	45.23	---	74.00	54.00	-28.77	160	100

Polarization: Vertical

Frequency (MHz)	Reading (dBuV)	Detector	Factor (dB)	Result (dBuV/m)	Limit (dBuV/m)	Margin (dB)	Table Degree (Deg.)	Ant. High (cm)
747.2945	19.11	peak	24.63	43.74	46.00	-2.26	245	100
854.2084	18.21	peak	25.96	44.17	46.00	-1.83	110	100

Frequency (MHz)	Reading (dBuV)		Factor (dB) Corr.	Result @3m (dBuV/m)		Limit @3m (dBuV/m)		Margin (dB)	Table Degree (Deg.)	Ant. High (cm)
	Peak	Ave.		Peak	Ave.	Peak	Ave.			
4825.6510	55.98	---	-1.31	54.67	---	74.00	54.00	-19.33	140	100
7236.0000	40.30	---	4.20	44.50	---	74.00	54.00	-29.50	150	105
9648.0000	34.02	---	6.56	40.58	---	74.00	54.00	-33.42	140	110
12060.0000	34.31	---	11.56	45.87	---	74.00	54.00	-28.13	150	100



Worldwide Testing Services(Taiwan) Co., Ltd.

Registration number: W6M21208-12670-C-1
 FCC ID: YV8-DA2131-V1

Mode: 802.11n(20MHz) CH 6
 Polarization: Horizontal

Frequency (MHz)	Reading (dBuV)	Detector	Factor (dB)	Result (dBuV/m)	Limit (dBuV/m)	Margin (dB)	Table Degree (Deg.)	Ant. High (cm)
747.2945	18.72	peak	24.63	43.35	46.00	-2.65	125	100
854.2083	17.39	peak	25.96	43.35	46.00	-2.65	55	100

Frequency (MHz)	Reading (dBuV)		Factor (dB) Corr.	Result @3m (dBuV/m)		Limit @3m (dBuV/m)		Margin (dB)	Table Degree (Deg.)	Ant. High (cm)
	Peak	Ave.		Peak	Ave.	Peak	Ave.			
4873.7480	54.09	---	-1.15	52.94	---	74.00	54.00	-21.06	175	110
7311.0000	41.60	---	4.33	45.93	---	74.00	54.00	-28.07	160	100
9748.0000	34.21	---	6.81	41.02	---	74.00	54.00	-32.98	160	100
12185.0000	34.63	---	12.36	46.99	---	74.00	54.00	-27.01	170	100

Polarization: Vertical

Frequency (MHz)	Reading (dBuV)	Detector	Factor (dB)	Result (dBuV/m)	Limit (dBuV/m)	Margin (dB)	Table Degree (Deg.)	Ant. High (cm)
747.2945	19.00	peak	24.63	43.63	46.00	-2.37	315	100
854.2084	18.23	peak	25.96	44.19	46.00	-1.81	280	100

Frequency (MHz)	Reading (dBuV)		Factor (dB) Corr.	Result @3m (dBuV/m)		Limit @3m (dBuV/m)		Margin (dB)	Table Degree (Deg.)	Ant. High (cm)
	Peak	Ave.		Peak	Ave.	Peak	Ave.			
4865.7310	55.42	---	-1.18	54.24	---	74.00	54.00	-19.76	140	110
7311.0000	40.94	---	4.33	45.27	---	74.00	54.00	-28.73	135	120
9748.0000	34.66	---	6.81	41.47	---	74.00	54.00	-32.53	140	100
12185.0000	33.57	---	12.36	45.93	---	74.00	54.00	-28.07	130	100

Mode: 802.11n(20MHz) CH11
 Polarization: Horizontal

Frequency (MHz)	Reading (dBuV)	Detector	Factor (dB)	Result (dBuV/m)	Limit (dBuV/m)	Margin (dB)	Table Degree (Deg.)	Ant. High (cm)
747.2945	18.89	peak	24.63	43.52	46.00	-2.48	215	100
854.2083	17.71	peak	25.96	43.67	46.00	-2.33	250	100

Frequency (MHz)	Reading (dBuV)		Factor (dB) Corr.	Result @3m (dBuV/m)		Limit @3m (dBuV/m)		Margin (dB)	Table Degree (Deg.)	Ant. High (cm)
	Peak	Ave.		Peak	Ave.	Peak	Ave.			
4921.8440	56.56	---	-0.98	55.58	---	74.00	54.00	-18.42	170	100
7386.0000	41.49	---	4.63	46.12	---	74.00	54.00	-27.88	190	100
9848.0000	34.49	---	7.08	41.57	---	74.00	54.00	-32.43	100	110
12310.0000	33.36	---	12.38	45.74	---	74.00	54.00	-28.26	145	120



Worldwide Testing Services(Taiwan) Co., Ltd.

Registration number: W6M21208-12670-C-1

FCC ID: YV8-DA2131-V1

Polarization: Vertical

Frequency (MHz)	Reading (dBuV)	Detector	Factor (dB)	Result (dBuV/m)	Limit (dBuV/m)	Margin (dB)	Table Degree (Deg.)	Ant. High (cm)
166.0721	26.26	peak	14.79	41.05	43.50	-2.45	125	100
854.2084	17.77	peak	25.96	43.73	46.00	-2.27	330	100

Frequency (MHz)	Reading (dBuV)		Factor (dB) Corr.	Result @3m (dBuV/m)		Limit @3m (dBuV/m)		Margin (dB)	Table Degree (Deg.)	Ant. High (cm)
	Peak	Ave.		Peak	Ave.	Peak	Ave.			
4921.8440	55.38	---	-0.98	54.40	---	74.00	54.00	-19.60	130	100
7386.0000	40.47	---	4.63	45.10	---	74.00	54.00	-28.90	150	120
9848.0000	34.29	---	7.08	41.37	---	74.00	54.00	-32.63	140	120
12310.0000	33.00	---	12.38	45.38	---	74.00	54.00	-28.62	150	110

Mode: 802.11n(40MHz) CH1

Polarization: Horizontal

Frequency (MHz)	Reading (dBuV)	Detector	Factor (dB)	Result (dBuV/m)	Limit (dBuV/m)	Margin (dB)	Table Degree (Deg.)	Ant. High (cm)
747.2945	18.35	peak	24.63	42.98	46.00	-3.02	270	100
854.2083	16.89	peak	25.96	42.85	46.00	-3.15	50	100

Frequency (MHz)	Reading (dBuV)		Factor (dB) Corr.	Result @3m (dBuV/m)		Limit @3m (dBuV/m)		Margin (dB)	Table Degree (Deg.)	Ant. High (cm)
	Peak	Ave.		Peak	Ave.	Peak	Ave.			
4833.6670	51.42	---	-1.28	50.14	---	74.00	54.00	-23.86	140	110
7266.0000	41.16	---	4.24	45.40	---	74.00	54.00	-28.60	150	100
9688.0000	35.02	---	6.69	41.71	---	74.00	54.00	-32.29	120	100
12110.0000	33.72	---	11.89	45.61	---	74.00	54.00	-28.39	130	110

Polarization: Vertical

Frequency (MHz)	Reading (dBuV)	Detector	Factor (dB)	Result (dBuV/m)	Limit (dBuV/m)	Margin (dB)	Table Degree (Deg.)	Ant. High (cm)
747.2945	18.43	peak	24.63	43.06	46.00	-2.94	215	100
854.2084	17.32	peak	25.96	43.28	46.00	-2.72	255	100

Frequency (MHz)	Reading (dBuV)		Factor (dB) Corr.	Result @3m (dBuV/m)		Limit @3m (dBuV/m)		Margin (dB)	Table Degree (Deg.)	Ant. High (cm)
	Peak	Ave.		Peak	Ave.	Peak	Ave.			
4833.6670	53.33	---	-1.28	52.05	---	74.00	54.00	-21.95	140	110
7266.0000	41.18	---	4.24	45.42	---	74.00	54.00	-28.58	150	100
9688.0000	34.54	---	6.69	41.23	---	74.00	54.00	-32.77	120	100
12110.0000	34.03	---	11.89	45.92	---	74.00	54.00	-28.08	150	100



Worldwide Testing Services(Taiwan) Co., Ltd.

Registration number: W6M21208-12670-C-1
 FCC ID: YV8-DA2131-V1

Mode: 802.11n(40MHz) CH4
 Polarization: Horizontal

Frequency (MHz)	Reading (dBuV)	Detector	Factor (dB)	Result (dBuV/m)	Limit (dBuV/m)	Margin (dB)	Table Degree (Deg.)	Ant. High (cm)
319.6392	26.74	peak	16.10	42.84	46.00	-3.16	135	100
854.2083	17.44	peak	25.96	43.40	46.00	-2.60	45	100

Frequency (MHz)	Reading (dBuV)		Factor (dB) Corr.	Result @3m (dBuV/m)		Limit @3m (dBuV/m)		Margin (dB)	Table Degree (Deg.)	Ant. High (cm)
	Peak	Ave.		Peak	Ave.	Peak	Ave.			
4865.7310	52.23	---	-1.18	51.05	---	74.00	54.00	-22.95	140	110
7311.0000	40.94	---	4.33	45.27	---	74.00	54.00	-28.73	165	110
9748.0000	33.66	---	6.81	40.47	---	74.00	54.00	-33.53	160	100
12185.0000	33.63	---	12.36	45.99	---	74.00	54.00	-28.01	155	100

Polarization: Vertical

Frequency (MHz)	Reading (dBuV)	Detector	Factor (dB)	Result (dBuV/m)	Limit (dBuV/m)	Margin (dB)	Table Degree (Deg.)	Ant. High (cm)
166.0721	26.22	peak	14.79	41.01	43.50	-2.49	175	100
854.2084	17.70	peak	25.96	43.66	46.00	-2.34	205	100

Frequency (MHz)	Reading (dBuV)		Factor (dB) Corr.	Result @3m (dBuV/m)		Limit @3m (dBuV/m)		Margin (dB)	Table Degree (Deg.)	Ant. High (cm)
	Peak	Ave.		Peak	Ave.	Peak	Ave.			
4873.7480	53.06	---	-1.15	51.91	---	74.00	54.00	-22.09	140	110
7311.0000	40.87	---	4.33	45.20	---	74.00	54.00	-28.80	120	100
9748.0000	34.63	---	6.81	41.44	---	74.00	54.00	-32.56	130	100
12185.0000	32.70	---	12.36	45.06	---	74.00	54.00	-28.94	150	110

Mode: 802.11n(20MHz) CH 7
 Polarization: Horizontal

Frequency (MHz)	Reading (dBuV)	Detector	Factor (dB)	Result (dBuV/m)	Limit (dBuV/m)	Margin (dB)	Table Degree (Deg.)	Ant. High (cm)
747.2945	17.88	peak	24.63	42.51	46.00	-3.49	50	100
854.2083	17.76	peak	25.96	43.72	46.00	-2.28	270	100

Frequency (MHz)	Reading (dBuV)		Factor (dB) Corr.	Result @3m (dBuV/m)		Limit @3m (dBuV/m)		Margin (dB)	Table Degree (Deg.)	Ant. High (cm)
	Peak	Ave.		Peak	Ave.	Peak	Ave.			
4905.8110	52.66	---	-1.05	51.61	---	74.00	54.00	-22.39	180	100
7356.0000	40.90	---	4.51	45.41	---	74.00	54.00	-28.59	195	110
9808.0000	35.33	---	6.92	42.25	---	74.00	54.00	-31.75	130	120
12260.0000	35.07	---	12.38	47.45	---	74.00	54.00	-26.55	155	100



Worldwide Testing Services(Taiwan) Co., Ltd.

Registration number: W6M21208-12670-C-1

FCC ID: YV8-DA2131-V1

Polarization: Vertical

Frequency (MHz)	Reading (dBuV)	Detector	Factor (dB)	Result (dBuV/m)	Limit (dBuV/m)	Margin (dB)	Table Degree (Deg.)	Ant. High (cm)
105.8116	29.28	peak	11.91	41.19	43.50	-2.31	70	100
854.2084	17.28	peak	25.96	43.24	46.00	-2.76	215	100

Frequency (MHz)	Reading (dBuV)		Factor (dB) Corr.	Result @3m (dBuV/m)		Limit @3m (dBuV/m)		Margin (dB)	Table Degree (Deg.)	Ant. High (cm)
	Peak	Ave.		Peak	Ave.	Peak	Ave.			
4905.8110	53.18	---	-1.05	52.13	---	74.00	54.00	-21.87	160	100
7356.0000	40.68	---	4.51	45.19	---	74.00	54.00	-28.81	165	100
9808.0000	35.62	---	6.92	42.54	---	74.00	54.00	-31.46	145	120
12260.0000	34.23	---	12.38	46.61	---	74.00	54.00	-27.39	150	110

Dipole Antenna

Mode: 802.11b CH1

Polarization: Horizontal


Frequency (MHz)	Reading (dBuV)	Detector	Factor (dB)	Result (dBuV/m)	Limit (dBuV/m)	Margin (dB)	Table Degree (Deg.)	Ant. High (cm)
319.6392	26.52	peak	16.10	42.62	46.00	-3.38	145	100
747.2945	18.41	peak	24.63	43.04	46.00	-2.96	330	100

Frequency (MHz)	Reading (dBuV)		Factor (dB) Corr.	Result @3m (dBuV/m)		Limit @3m (dBuV/m)		Margin (dB)	Table Degree (Deg.)	Ant. High (cm)
	Peak	Ave.		Peak	Ave.	Peak	Ave.			
4825.6510	59.34	---	-1.31	58.03	---	74.00	54.00	-15.97	165	100
7236.0000	41.31	---	4.20	45.51	---	74.00	54.00	-28.49	185	110
9648.0000	34.37	---	6.56	40.93	---	74.00	54.00	-33.07	145	120
12060.0000	33.96	---	11.56	45.52	---	74.00	54.00	-28.48	180	120

Polarization: Vertical

Frequency (MHz)	Reading (dBuV)	Detector	Factor (dB)	Result (dBuV/m)	Limit (dBuV/m)	Margin (dB)	Table Degree (Deg.)	Ant. High (cm)
105.8116	29.25	peak	11.91	41.16	43.50	-2.34	270	100
166.0721	25.90	peak	14.79	40.69	43.50	-2.81	100	100

Frequency (MHz)	Reading (dBuV)		Factor (dB) Corr.	Result @3m (dBuV/m)		Limit @3m (dBuV/m)		Margin (dB)	Table Degree (Deg.)	Ant. High (cm)
	Peak	Ave.		Peak	Ave.	Peak	Ave.			
4825.6510	61.37	---	-1.31	60.06	---	74.00	54.00	-13.94	140	110
7236.0000	41.12	---	4.20	45.32	---	74.00	54.00	-28.68	160	100
9648.0000	33.57	---	6.56	40.13	---	74.00	54.00	-33.87	110	100
12060.0000	33.99	---	11.56	45.55	---	74.00	54.00	-28.45	135	100



Worldwide Testing Services(Taiwan) Co., Ltd.

Registration number: W6M21208-12670-C-1
 FCC ID: YV8-DA2131-V1

Mode: 802.11b CH6

Polarization: Horizontal

Frequency (MHz)	Reading (dBuV)	Detector	Factor (dB)	Result (dBuV/m)	Limit (dBuV/m)	Margin (dB)	Table Degree (Deg.)	Ant. High (cm)
854.2083	17.88	peak	25.96	43.84	46.00	-2.16	295	100
961.1222	24.45	peak	27.55	52.00	54.00	-2.00	105	100

Frequency (MHz)	Reading (dBuV)		Factor (dB) Corr.	Result @3m (dBuV/m)		Limit @3m (dBuV/m)		Margin (dB)	Table Degree (Deg.)	Ant. High (cm)
	Peak	Ave.		Peak	Ave.	Peak	Ave.			
4865.7310	57.94	52.95	-1.18	56.76	51.77	74.00	54.00	-2.23	160	100
7311.0000	40.84	---	4.33	45.17	---	74.00	54.00	-28.83	145	110
9748.0000	33.96	---	6.81	40.77	---	74.00	54.00	-33.23	120	100
12185.0000	33.48	---	12.36	45.84	---	74.00	54.00	-28.16	165	110

Polarization: Vertical

Frequency (MHz)	Reading (dBuV)	Detector	Factor (dB)	Result (dBuV/m)	Limit (dBuV/m)	Margin (dB)	Table Degree (Deg.)	Ant. High (cm)
166.0721	25.55	peak	14.79	40.34	43.50	-3.16	140	100
854.2084	17.57	peak	25.96	43.53	46.00	-2.47	320	100


Frequency (MHz)	Reading (dBuV)		Factor (dB) Corr.	Result @3m (dBuV/m)		Limit @3m (dBuV/m)		Margin (dB)	Table Degree (Deg.)	Ant. High (cm)
	Peak	Ave.		Peak	Ave.	Peak	Ave.			
4865.7310	59.06	54.16	-1.18	57.88	52.98	74.00	54.00	-1.02	155	130
7311.0000	41.13	---	4.33	45.46	---	74.00	54.00	-28.54	120	100
9748.0000	33.92	---	6.81	40.73	---	74.00	54.00	-33.27	160	120
12185.0000	32.66	---	12.36	45.02	---	74.00	54.00	-28.98	150	110

Mode: 802.11b CH11

Polarization: Horizontal

Frequency (MHz)	Reading (dBuV)	Detector	Factor (dB)	Result (dBuV/m)	Limit (dBuV/m)	Margin (dB)	Table Degree (Deg.)	Ant. High (cm)
319.6392	26.72	peak	16.10	42.82	46.00	-3.18	205	100
854.2083	17.02	peak	25.96	42.98	46.00	-3.02	170	100

Frequency (MHz)	Reading (dBuV)		Factor (dB) Corr.	Result @3m (dBuV/m)		Limit @3m (dBuV/m)		Margin (dB)	Table Degree (Deg.)	Ant. High (cm)
	Peak	Ave.		Peak	Ave.	Peak	Ave.			
4921.8440	55.64	50.76	-0.98	54.66	49.78	74.00	54.00	-4.22	140	110
7386.0000	40.64	---	4.63	45.27	---	74.00	54.00	-28.73	130	110
9848.0000	34.74	---	7.08	41.82	---	74.00	54.00	-32.18	160	100
12310.0000	32.66	---	12.38	45.04	---	74.00	54.00	-28.96	175	110



Worldwide Testing Services(Taiwan) Co., Ltd.

Registration number: W6M21208-12670-C-1
 FCC ID: YV8-DA2131-V1

Polarization: Vertical

Frequency (MHz)	Reading (dBuV)	Detector	Factor (dB)	Result (dBuV/m)	Limit (dBuV/m)	Margin (dB)	Table Degree (Deg.)	Ant. High (cm)
105.8116	29.70	peak	11.91	41.61	43.50	-1.89	165	100
166.0721	26.46	peak	14.79	41.25	43.50	-2.25	220	100

Frequency (MHz)	Reading (dBuV)		Factor (dB) Corr.	Result @3m (dBuV/m)		Limit @3m (dBuV/m)		Margin (dB)	Table Degree (Deg.)	Ant. High (cm)
	Peak	Ave.		Peak	Ave.	Peak	Ave.			
4921.8440	55.33	50.36	-0.98	54.35	49.38	74.00	54.00	-4.62	140	120
7386.0000	40.32	---	4.63	44.95	---	74.00	54.00	-29.05	160	110
9848.0000	34.42	---	7.08	41.50	---	74.00	54.00	-32.50	130	100
12310.0000	33.85	---	12.38	46.23	---	74.00	54.00	-27.77	150	110

Mode: 802.11g CH1

Polarization: Horizontal

Frequency (MHz)	Reading (dBuV)	Detector	Factor (dB)	Result (dBuV/m)	Limit (dBuV/m)	Margin (dB)	Table Degree (Deg.)	Ant. High (cm)
747.2945	18.58	peak	24.63	43.21	46.00	-2.79	235	100
854.2083	17.45	peak	25.96	43.41	46.00	-2.59	60	100

Frequency (MHz)	Reading (dBuV)		Factor (dB) Corr.	Result @3m (dBuV/m)		Limit @3m (dBuV/m)		Margin (dB)	Table Degree (Deg.)	Ant. High (cm)
	Peak	Ave.		Peak	Ave.	Peak	Ave.			
4817.6350	52.76	---	-1.33	51.43	---	74.00	54.00	-22.57	140	120
7236.0000	40.72	---	4.20	44.92	---	74.00	54.00	-29.08	160	110
9648.0000	35.24	---	6.56	41.80	---	74.00	54.00	-32.20	140	100
12060.0000	34.10	---	11.56	45.66	---	74.00	54.00	-28.34	150	100

Polarization: Vertical

Frequency (MHz)	Reading (dBuV)	Detector	Factor (dB)	Result (dBuV/m)	Limit (dBuV/m)	Margin (dB)	Table Degree (Deg.)	Ant. High (cm)
105.8116	29.20	peak	11.91	41.11	43.50	-2.39	15	100
854.2084	17.56	peak	25.96	43.52	46.00	-2.48	275	100

Frequency (MHz)	Reading (dBuV)		Factor (dB) Corr.	Result @3m (dBuV/m)		Limit @3m (dBuV/m)		Margin (dB)	Table Degree (Deg.)	Ant. High (cm)
	Peak	Ave.		Peak	Ave.	Peak	Ave.			
4817.6350	53.79	---	-1.33	52.46	---	74.00	54.00	-21.54	140	110
7236.0000	40.38	---	4.20	44.58	---	74.00	54.00	-29.42	135	110
9648.0000	34.65	---	6.56	41.21	---	74.00	54.00	-32.79	160	120
12060.0000	34.02	---	11.56	45.58	---	74.00	54.00	-28.42	170	100



Worldwide Testing Services(Taiwan) Co., Ltd.

Registration number: W6M21208-12670-C-1
 FCC ID: YV8-DA2131-V1

Mode: 802.11g CH 6
 Polarization: Horizontal

Frequency (MHz)	Reading (dBuV)	Detector	Factor (dB)	Result (dBuV/m)	Limit (dBuV/m)	Margin (dB)	Table Degree (Deg.)	Ant. High (cm)
319.6392	26.51	peak	16.10	42.61	46.00	-3.39	325	100
961.1222	24.19	peak	27.55	51.74	54.00	-2.26	170	100

Frequency (MHz)	Reading (dBuV)		Factor (dB) Corr.	Result @3m (dBuV/m)		Limit @3m (dBuV/m)		Margin (dB)	Table Degree (Deg.)	Ant. High (cm)
	Peak	Ave.		Peak	Ave.	Peak	Ave.			
4873.7480	54.02	48.95	-1.15	52.87	47.80	74.00	54.00	-6.20	135	100
7311.0000	40.95	---	4.33	45.28	---	74.00	54.00	-28.72	145	100
9748.0000	34.65	---	6.81	41.46	---	74.00	54.00	-32.54	160	100
12185.0000	33.57	---	12.36	45.93	---	74.00	54.00	-28.07	180	110

Polarization: Vertical

Frequency (MHz)	Reading (dBuV)	Detector	Factor (dB)	Result (dBuV/m)	Limit (dBuV/m)	Margin (dB)	Table Degree (Deg.)	Ant. High (cm)
105.8116	29.23	peak	11.91	41.14	43.50	-2.36	245	100
854.2084	17.95	peak	25.96	43.91	46.00	-2.09	190	100

Frequency (MHz)	Reading (dBuV)		Factor (dB) Corr.	Result @3m (dBuV/m)		Limit @3m (dBuV/m)		Margin (dB)	Table Degree (Deg.)	Ant. High (cm)
	Peak	Ave.		Peak	Ave.	Peak	Ave.			
4873.7480	54.60	49.55	-1.15	53.45	48.40	74.00	54.00	-5.60	155	120
7311.0000	41.13	---	4.33	45.46	---	74.00	54.00	-28.54	140	110
9748.0000	34.74	---	6.81	41.55	---	74.00	54.00	-32.45	130	100
12185.0000	33.13	---	12.36	45.49	---	74.00	54.00	-28.51	160	120

Mode: 802.11g CH 11
 Polarization: Horizontal

Frequency (MHz)	Reading (dBuV)	Detector	Factor (dB)	Result (dBuV/m)	Limit (dBuV/m)	Margin (dB)	Table Degree (Deg.)	Ant. High (cm)
747.2945	18.37	peak	24.63	43.00	46.00	-3.00	325	100
854.2083	17.30	peak	25.96	43.26	46.00	-2.74	170	100

Frequency (MHz)	Reading (dBuV)		Factor (dB) Corr.	Result @3m (dBuV/m)		Limit @3m (dBuV/m)		Margin (dB)	Table Degree (Deg.)	Ant. High (cm)
	Peak	Ave.		Peak	Ave.	Peak	Ave.			
4921.8440	51.58	---	-0.98	50.60	---	74.00	54.00	-23.40	130	120
7386.0000	40.50	---	4.63	45.13	---	74.00	54.00	-28.87	165	110
9848.0000	35.13	---	7.08	42.21	---	74.00	54.00	-31.79	140	120
12310.0000	33.57	---	12.38	45.95	---	74.00	54.00	-28.05	155	100



Worldwide Testing Services(Taiwan) Co., Ltd.

Registration number: W6M21208-12670-C-1

FCC ID: YV8-DA2131-V1

Polarization: Vertical

Frequency (MHz)	Reading (dBuV)	Detector	Factor (dB)	Result (dBuV/m)	Limit (dBuV/m)	Margin (dB)	Table Degree (Deg.)	Ant. High (cm)
105.8116	29.32	peak	11.91	41.23	43.50	-2.27	310	100
166.0721	26.24	peak	14.79	41.03	43.50	-2.47	255	100

Frequency (MHz)	Reading (dBuV)		Factor (dB) Corr.	Result @3m (dBuV/m)		Limit @3m (dBuV/m)		Margin (dB)	Table Degree (Deg.)	Ant. High (cm)
	Peak	Ave.		Peak	Ave.	Peak	Ave.			
4921.8440	51.80	---	-0.98	50.82	---	74.00	54.00	-23.18	130	100
7386.0000	40.76	---	4.63	45.39	---	74.00	54.00	-28.61	160	120
9848.0000	34.72	---	7.08	41.80	---	74.00	54.00	-32.20	140	110
12310.0000	32.53	---	12.38	44.91	---	74.00	54.00	-29.09	150	110

Mode: 802.11n(20MHz) CH1

Polarization: Horizontal


Frequency (MHz)	Reading (dBuV)	Detector	Factor (dB)	Result (dBuV/m)	Limit (dBuV/m)	Margin (dB)	Table Degree (Deg.)	Ant. High (cm)
319.6392	27.67	peak	16.10	43.77	46.00	-2.23	105	100
854.2083	17.78	peak	25.96	43.74	46.00	-2.26	295	100

Frequency (MHz)	Reading (dBuV)		Factor (dB) Corr.	Result @3m (dBuV/m)		Limit @3m (dBuV/m)		Margin (dB)	Table Degree (Deg.)	Ant. High (cm)
	Peak	Ave.		Peak	Ave.	Peak	Ave.			
4825.6510	52.61	---	-1.31	51.30	---	74.00	54.00	-22.70	180	100
7236.0000	40.99	---	4.20	45.19	---	74.00	54.00	-28.81	200	100
9648.0000	35.86	---	6.56	42.42	---	74.00	54.00	-31.58	130	100
12060.0000	34.58	---	11.56	46.14	---	74.00	54.00	-27.86	175	100

Polarization: Vertical

Frequency (MHz)	Reading (dBuV)	Detector	Factor (dB)	Result (dBuV/m)	Limit (dBuV/m)	Margin (dB)	Table Degree (Deg.)	Ant. High (cm)
105.8116	29.05	peak	11.91	40.96	43.50	-2.54	215	100
166.0721	26.38	peak	14.79	41.17	43.50	-2.33	330	100

Frequency (MHz)	Reading (dBuV)		Factor (dB) Corr.	Result @3m (dBuV/m)		Limit @3m (dBuV/m)		Margin (dB)	Table Degree (Deg.)	Ant. High (cm)
	Peak	Ave.		Peak	Ave.	Peak	Ave.			
4817.6350	53.16	---	-1.33	51.83	---	74.00	54.00	-22.17	140	120
7236.0000	40.99	---	4.20	45.19	---	74.00	54.00	-28.81	160	100
9648.0000	34.72	---	6.56	41.28	---	74.00	54.00	-32.72	190	100
12060.0000	33.35	---	11.56	44.91	---	74.00	54.00	-29.09	185	120



Worldwide Testing Services(Taiwan) Co., Ltd.

Registration number: W6M21208-12670-C-1
 FCC ID: YV8-DA2131-V1

Mode: 802.11n(20MHz) CH 6
 Polarization: Horizontal

Frequency (MHz)	Reading (dBuV)	Detector	Factor (dB)	Result (dBuV/m)	Limit (dBuV/m)	Margin (dB)	Table Degree (Deg.)	Ant. High (cm)
166.0721	25.34	peak	14.79	40.13	43.50	-3.37	175	100
747.2945	18.46	peak	24.63	43.09	46.00	-2.91	240	100

Frequency (MHz)	Reading (dBuV)		Factor (dB) Corr.	Result @3m (dBuV/m)		Limit @3m (dBuV/m)		Margin (dB)	Table Degree (Deg.)	Ant. High (cm)
	Peak	Ave.		Peak	Ave.	Peak	Ave.			
4873.7480	52.75	---	-1.15	51.60	---	74.00	54.00	-22.40	130	100
7311.0000	41.51	---	4.33	45.84	---	74.00	54.00	-28.16	160	100
9748.0000	34.40	---	6.81	41.21	---	74.00	54.00	-32.79	140	110
12185.0000	33.30	---	12.36	45.66	---	74.00	54.00	-28.34	150	110

Polarization: Vertical

Frequency (MHz)	Reading (dBuV)	Detector	Factor (dB)	Result (dBuV/m)	Limit (dBuV/m)	Margin (dB)	Table Degree (Deg.)	Ant. High (cm)
105.8116	29.29	peak	11.91	41.20	43.50	-2.30	280	100
166.0721	26.18	peak	14.79	40.97	43.50	-2.53	135	100

Frequency (MHz)	Reading (dBuV)		Factor (dB) Corr.	Result @3m (dBuV/m)		Limit @3m (dBuV/m)		Margin (dB)	Table Degree (Deg.)	Ant. High (cm)
	Peak	Ave.		Peak	Ave.	Peak	Ave.			
4865.7310	54.30	49.25	-1.18	53.12	48.07	74.00	54.00	-5.93	160	110
7311.0000	41.28	---	4.33	45.61	---	74.00	54.00	-28.39	195	100
9748.0000	34.38	---	6.81	41.19	---	74.00	54.00	-32.81	120	100
12185.0000	33.41	---	12.36	45.77	---	74.00	54.00	-28.23	140	100

Mode: 802.11n(20MHz) CH 11
 Polarization: Horizontal

Frequency (MHz)	Reading (dBuV)	Detector	Factor (dB)	Result (dBuV/m)	Limit (dBuV/m)	Margin (dB)	Table Degree (Deg.)	Ant. High (cm)
319.6392	27.85	peak	16.10	43.95	46.00	-2.05	285	100
854.2083	17.67	peak	25.96	43.63	46.00	-2.37	315	100

Frequency (MHz)	Reading (dBuV)		Factor (dB) Corr.	Result @3m (dBuV/m)		Limit @3m (dBuV/m)		Margin (dB)	Table Degree (Deg.)	Ant. High (cm)
	Peak	Ave.		Peak	Ave.	Peak	Ave.			
4921.8440	51.49	---	-0.98	50.51	---	74.00	54.00	-23.49	150	100
7386.0000	40.25	---	4.63	44.88	---	74.00	54.00	-29.12	140	110
9848.0000	34.60	---	7.08	41.68	---	74.00	54.00	-32.32	160	100
12310.0000	33.33	---	12.38	45.71	---	74.00	54.00	-28.29	150	110



Worldwide Testing Services(Taiwan) Co., Ltd.

Registration number: W6M21208-12670-C-1

FCC ID: YV8-DA2131-V1

Polarization: Vertical

Frequency (MHz)	Reading (dBuV)	Detector	Factor (dB)	Result (dBuV/m)	Limit (dBuV/m)	Margin (dB)	Table Degree (Deg.)	Ant. High (cm)
105.8116	29.31	peak	11.91	41.22	43.50	-2.28	120	100
747.2945	18.85	peak	24.63	43.48	46.00	-2.52	50	100

Frequency (MHz)	Reading (dBuV)		Factor (dB) Corr.	Result @3m (dBuV/m)		Limit @3m (dBuV/m)		Margin (dB)	Table Degree (Deg.)	Ant. High (cm)
	Peak	Ave.		Peak	Ave.	Peak	Ave.			
4921.8440	51.39	---	-0.98	50.41	---	74.00	54.00	-23.59	135	100
7386.0000	40.51	---	4.63	45.14	---	74.00	54.00	-28.86	155	100
9848.0000	34.40	---	7.08	41.48	---	74.00	54.00	-32.52	140	110
12310.0000	33.27	---	12.38	45.65	---	74.00	54.00	-28.35	160	120

Mode: 802.11n(40MHz) CH1

Polarization: Horizontal


Frequency (MHz)	Reading (dBuV)	Detector	Factor (dB)	Result (dBuV/m)	Limit (dBuV/m)	Margin (dB)	Table Degree (Deg.)	Ant. High (cm)
319.6392	27.37	peak	16.10	43.47	46.00	-2.53	165	100
854.2083	17.36	peak	25.96	43.32	46.00	-2.68	260	100

Frequency (MHz)	Reading (dBuV)		Factor (dB) Corr.	Result @3m (dBuV/m)		Limit @3m (dBuV/m)		Margin (dB)	Table Degree (Deg.)	Ant. High (cm)
	Peak	Ave.		Peak	Ave.	Peak	Ave.			
4841.6830	51.78	---	-1.26	50.52	---	74.00	54.00	-23.48	130	110
7266.0000	40.86	---	4.24	45.10	---	74.00	54.00	-28.90	160	120
9688.0000	34.74	---	6.69	41.43	---	74.00	54.00	-32.57	120	100
12110.0000	34.39	---	11.89	46.28	---	74.00	54.00	-27.72	140	100

Polarization: Vertical

Frequency (MHz)	Reading (dBuV)	Detector	Factor (dB)	Result (dBuV/m)	Limit (dBuV/m)	Margin (dB)	Table Degree (Deg.)	Ant. High (cm)
105.8116	29.54	peak	11.91	41.45	43.50	-2.05	290	100
961.1222	23.63	peak	27.55	51.18	54.00	-2.82	105	100

Frequency (MHz)	Reading (dBuV)		Factor (dB) Corr.	Result @3m (dBuV/m)		Limit @3m (dBuV/m)		Margin (dB)	Table Degree (Deg.)	Ant. High (cm)
	Peak	Ave.		Peak	Ave.	Peak	Ave.			
4833.6670	51.92	---	-1.28	50.64	---	74.00	54.00	-23.36	140	110
7266.0000	40.82	---	4.24	45.06	---	74.00	54.00	-28.94	175	100
9688.0000	35.54	---	6.69	42.23	---	74.00	54.00	-31.77	130	120
12110.0000	34.83	---	11.89	46.72	---	74.00	54.00	-27.28	155	100



Worldwide Testing Services(Taiwan) Co., Ltd.

Registration number: W6M21208-12670-C-1
 FCC ID: YV8-DA2131-V1

Mode: 802.11n(40MHz) CH4
 Polarization: Horizontal

Frequency (MHz)	Reading (dBuV)	Detector	Factor (dB)	Result (dBuV/m)	Limit (dBuV/m)	Margin (dB)	Table Degree (Deg.)	Ant. High (cm)
319.6392	27.54	peak	16.10	43.64	46.00	-2.36	240	100
747.2945	18.36	peak	24.63	42.99	46.00	-3.01	75	100

Frequency (MHz)	Reading (dBuV)		Factor (dB) Corr.	Result @3m (dBuV/m)		Limit @3m (dBuV/m)		Margin (dB)	Table Degree (Deg.)	Ant. High (cm)
	Peak	Ave.		Peak	Ave.	Peak	Ave.			
4873.7480	51.53	---	-1.15	50.38	---	74.00	54.00	-23.62	140	100
7311.0000	41.25	---	4.33	45.58	---	74.00	54.00	-28.42	190	100
9748.0000	34.93	---	6.81	41.74	---	74.00	54.00	-32.26	120	110
12185.0000	32.99	---	12.36	45.35	---	74.00	54.00	-28.65	165	100

Polarization: Vertical

Frequency (MHz)	Reading (dBuV)	Detector	Factor (dB)	Result (dBuV/m)	Limit (dBuV/m)	Margin (dB)	Table Degree (Deg.)	Ant. High (cm)
105.8116	29.16	peak	11.91	41.07	43.50	-2.43	100	100
166.0721	26.13	peak	14.79	40.92	43.50	-2.58	285	100

Frequency (MHz)	Reading (dBuV)		Factor (dB) Corr.	Result @3m (dBuV/m)		Limit @3m (dBuV/m)		Margin (dB)	Table Degree (Deg.)	Ant. High (cm)
	Peak	Ave.		Peak	Ave.	Peak	Ave.			
4873.7480	51.60	---	-1.15	50.45	---	74.00	54.00	-23.55	140	110
7311.0000	40.56	---	4.33	44.89	---	74.00	54.00	-29.11	180	110
9748.0000	34.07	---	6.81	40.88	---	74.00	54.00	-33.12	165	100
12185.0000	34.19	---	12.36	46.55	---	74.00	54.00	-27.45	135	100

Mode: 802.11n(20MHz) CH 7
 Polarization: Horizontal

Frequency (MHz)	Reading (dBuV)	Detector	Factor (dB)	Result (dBuV/m)	Limit (dBuV/m)	Margin (dB)	Table Degree (Deg.)	Ant. High (cm)
747.2945	18.30	peak	24.63	42.93	46.00	-3.07	285	100
854.2083	17.01	peak	25.96	42.97	46.00	-3.03	310	100

Frequency (MHz)	Reading (dBuV)		Factor (dB) Corr.	Result @3m (dBuV/m)		Limit @3m (dBuV/m)		Margin (dB)	Table Degree (Deg.)	Ant. High (cm)
	Peak	Ave.		Peak	Ave.	Peak	Ave.			
4905.8110	50.01	---	-1.05	48.96	---	74.00	54.00	-25.04	160	120
7356.0000	40.95	---	4.51	45.46	---	74.00	54.00	-28.54	170	110
9808.0000	35.15	---	6.92	42.07	---	74.00	54.00	-31.93	155	100
12260.0000	34.16	---	12.38	46.54	---	74.00	54.00	-27.46	160	120



Worldwide Testing Services(Taiwan) Co., Ltd.

Registration number: W6M21208-12670-C-1

FCC ID: YV8-DA2131-V1

Polarization: Vertical

Frequency (MHz)	Reading (dBuV)	Detector	Factor (dB)	Result (dBuV/m)	Limit (dBuV/m)	Margin (dB)	Table Degree (Deg.)	Ant. High (cm)
105.8116	29.17	peak	11.91	41.08	43.50	-2.42	110	100
961.1222	23.70	peak	27.55	51.25	54.00	-2.75	245	100

Frequency (MHz)	Reading (dBuV)		Factor (dB) Corr.	Result @3m (dBuV/m)		Limit @3m (dBuV/m)		Margin (dB)	Table Degree (Deg.)	Ant. High (cm)
	Peak	Ave.		Peak	Ave.	Peak	Ave.			
4897.7960	50.77	---	-1.08	49.69	---	74.00	54.00	-24.31	140	100
7356.0000	41.07	---	4.51	45.58	---	74.00	54.00	-28.42	130	100
9808.0000	35.04	---	6.92	41.96	---	74.00	54.00	-32.04	130	110
12260.0000	33.70	---	12.38	46.08	---	74.00	54.00	-27.92	140	110

Note

1. **Correction Factor = Antenna factor + Cable loss - Preamplifier**
2. **The formula of measured value as: Test Result = Reading + Correction Factor**
3. **Detector function in the form : PK = Peak, QP = Quasi Peak, AV = Average**
4. **All not in the table noted test results are more than 20 dB below the relevant limits.**
5. **Measurement uncertainty for 3m measurement: 30-1000 MHz = ± 3.72 dB, 1-18 GHz = ± 5.56dB, 18-40 GHz = ± 3.46 dB ; Reported uncertainties represent expanded uncertainties expressed at approximately the 95% confidence level using a coverage factor of k = 2.**
6. **Up Line: QP Limit Line, Down Line: Ave Limit Line.**
7. **See attached diagrams in appendix.**

TEST RESULT (Transmitter): The unit DOES meet the FCC requirements.

Test equipment used: ETSTW-RE 003, ETSTW-RE 004, ETSTW-RE 030, ETSTW-RE 111, ETSTW-RE 088, ETSTW-RE 018



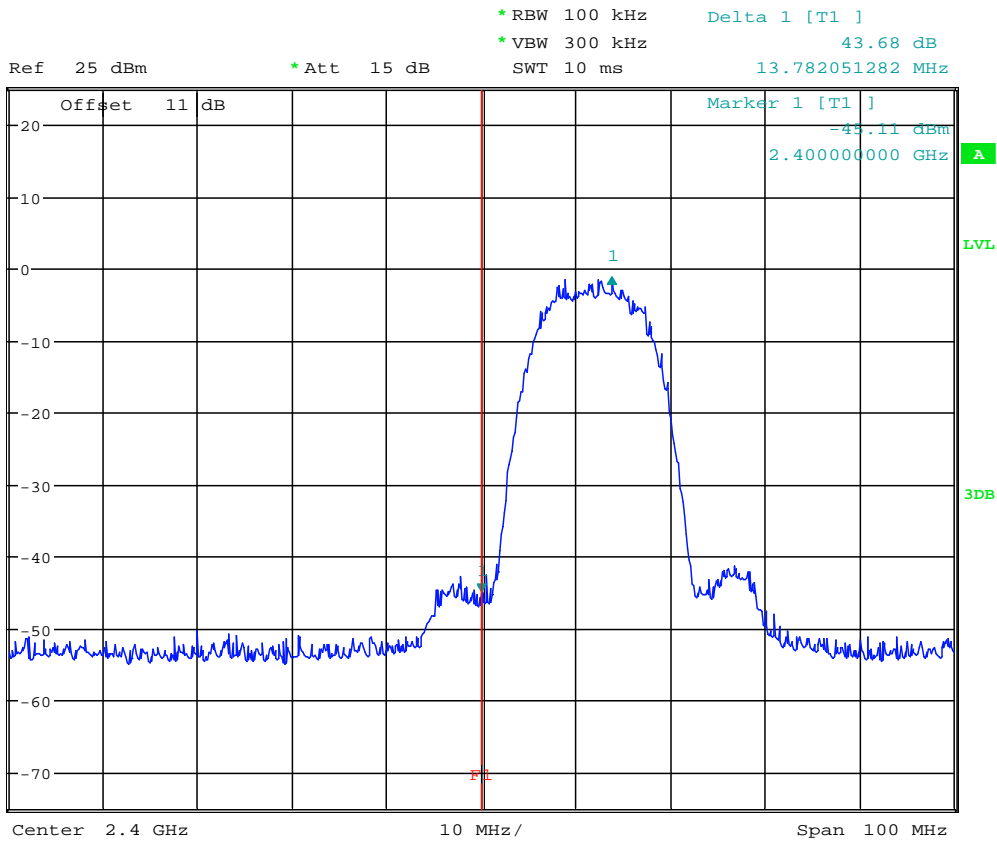
Registration number: W6M21208-12670-C-1
FCC ID: YV8-DA2131-V1

3.6 Radiated Emission on the band edge

According to FCC rules part 15 subpart C §15.247(c) in any 100 kHz bandwidth outside the frequency band in which the intentional radiator is operating, the radio frequency power that is produced by the intentional radiator shall be at least 20dB below that in the 100 kHz bandwidth within the band that contains the highest level of the desired power, based on either an RF conducted or a radiated measurement. Attenuation below the general limits specified in § 15.209(a) is not required.

In addition radiated emission which fall in the restricted bands, as defined in section 15.205(a), must also with the radiated emission limits.

Mode A

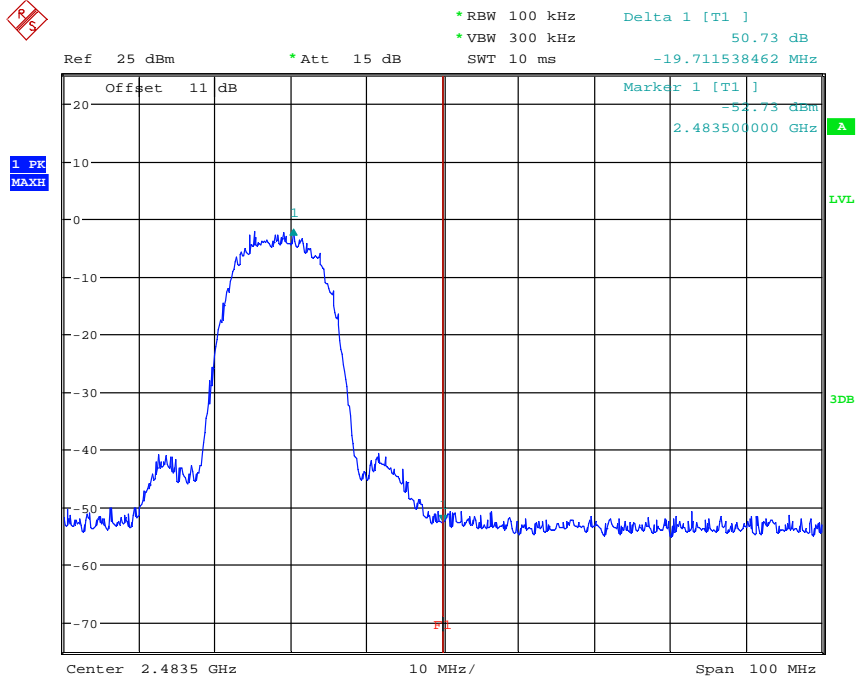


BANDEDGE 802.11B CH01

Date: 7.SEP.2012 12:33:05

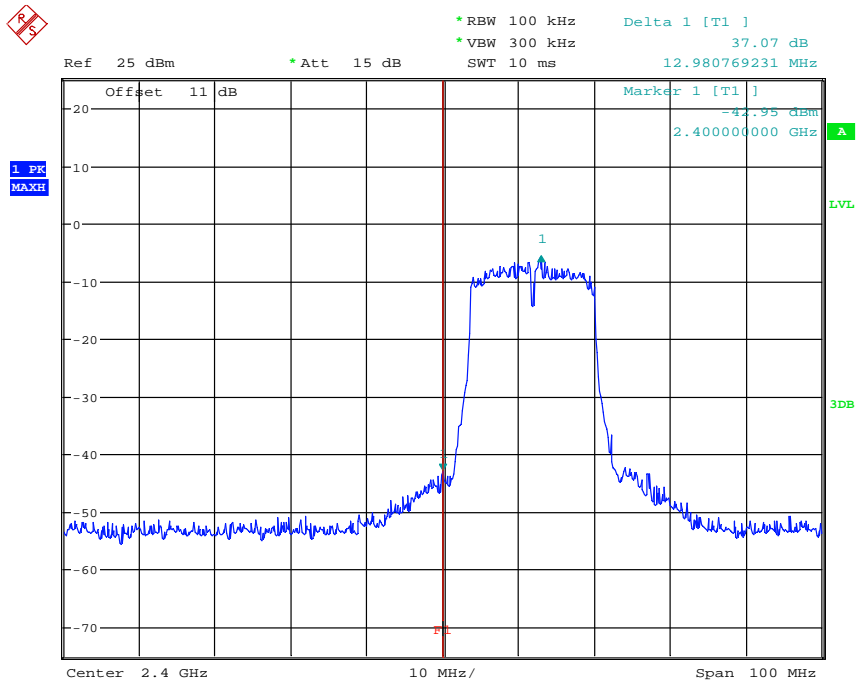


Registration number: W6M21208-12670-C-1
FCC ID: YV8-DA2131-V1



BANDEDGE 802.11B CH11
Date: 7.SEP.2012 12:36:25

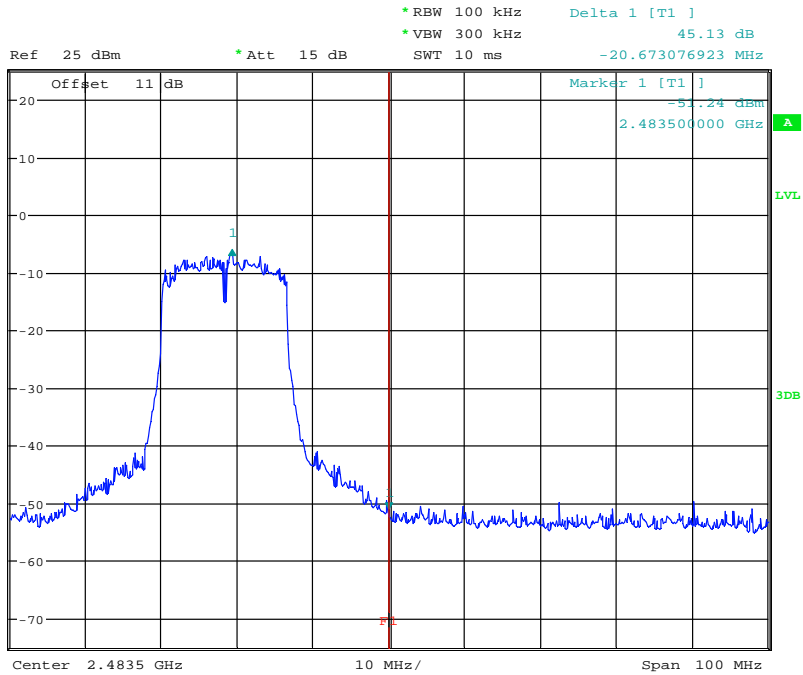
Mode B



BANDEDGE 802.11G CH01
Date: 7.SEP.2012 12:37:33

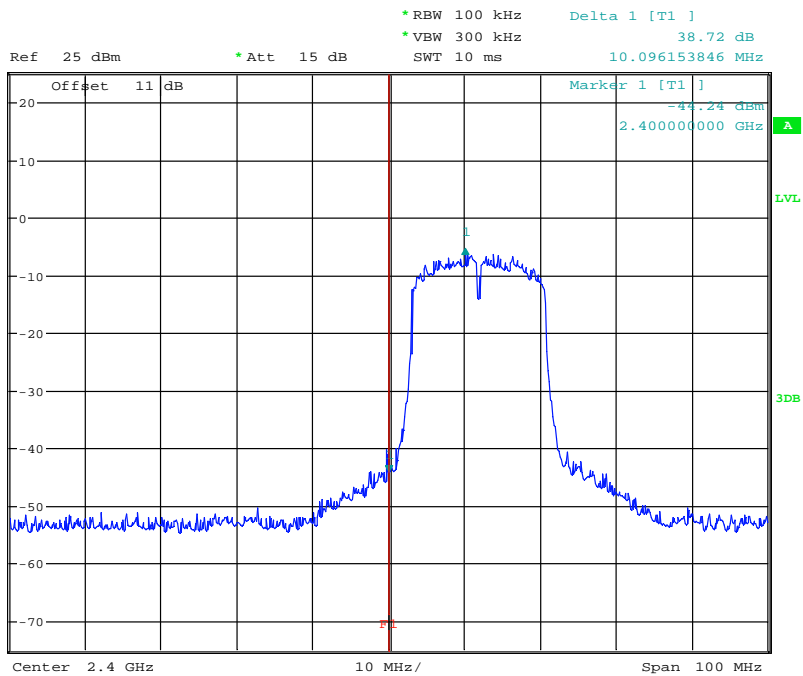


Registration number: W6M21208-12670-C-1
FCC ID: YV8-DA2131-V1



BANDEDGE 802.11G CH11
Date: 7.SEP.2012 12:39:12

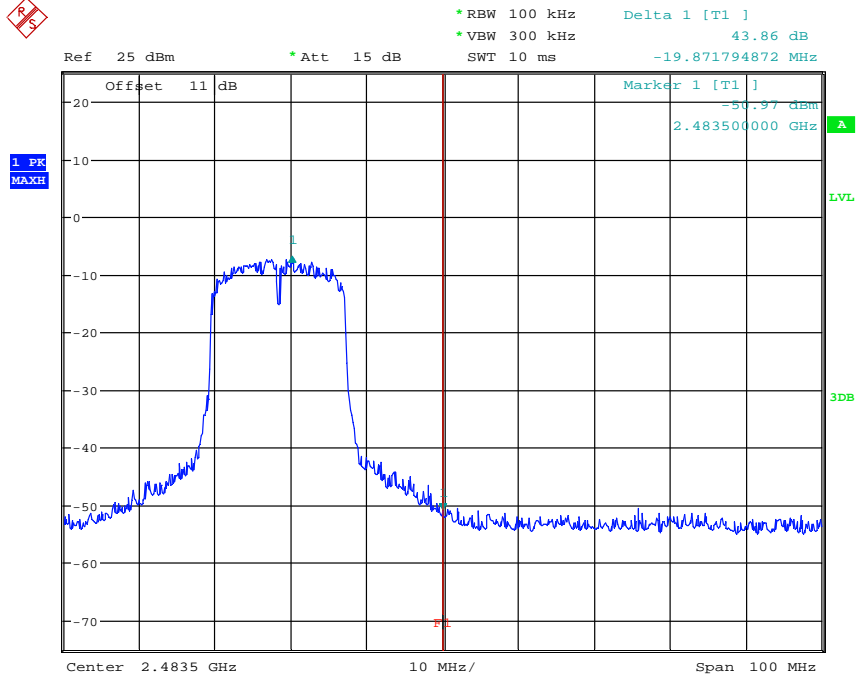
Mode C



BANDEDGE 802.11N 20MHZ CH01
Date: 7.SEP.2012 12:40:39



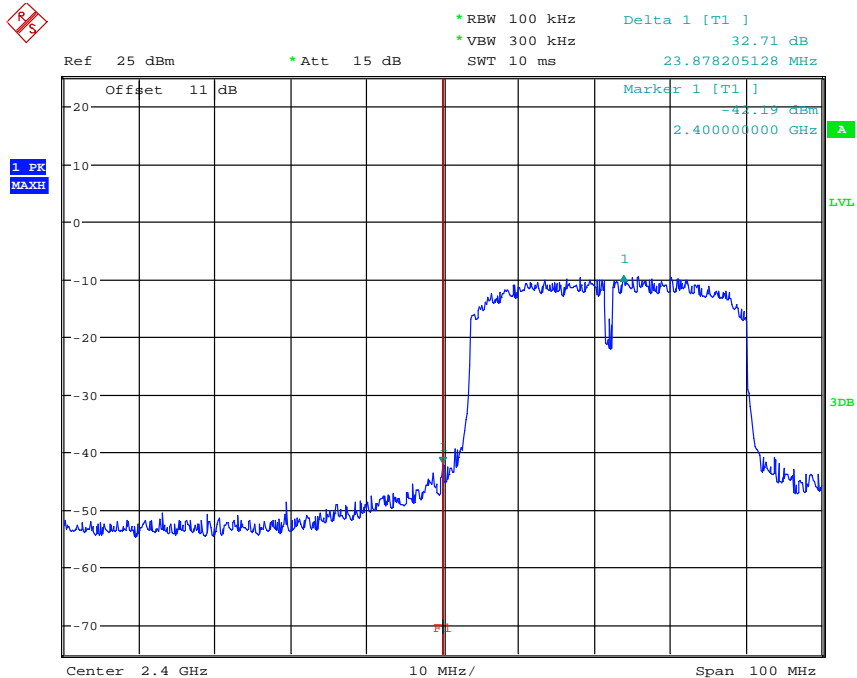
Registration number: W6M21208-12670-C-1
FCC ID: YV8-DA2131-V1



BANDEDGE 802.11N 20MHZ CH11

Date: 7.SEP.2012 12:42:11

Mode D

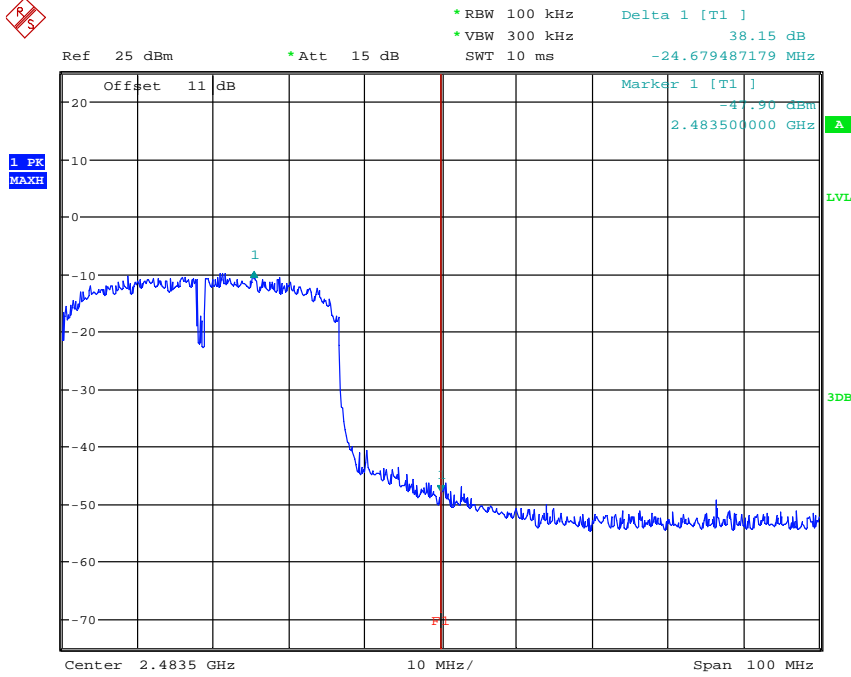


BANDEDGE 802.11N 40MHZ CH01

Date: 7.SEP.2012 12:43:13



Registration number: W6M21208-12670-C-1
 FCC ID: YV8-DA2131-V1



BANDEDGE 802.11N 40MHZ CH07
 Date: 7.SEP.2012 12:44:47

Limit:

Frequency Range / MHz	Limit
902 - 928	
2400 - 2483.5	- 20 dB
5725 - 5850	

Test equipment used: ETSTW-RE 055, ETSTW-RE 050



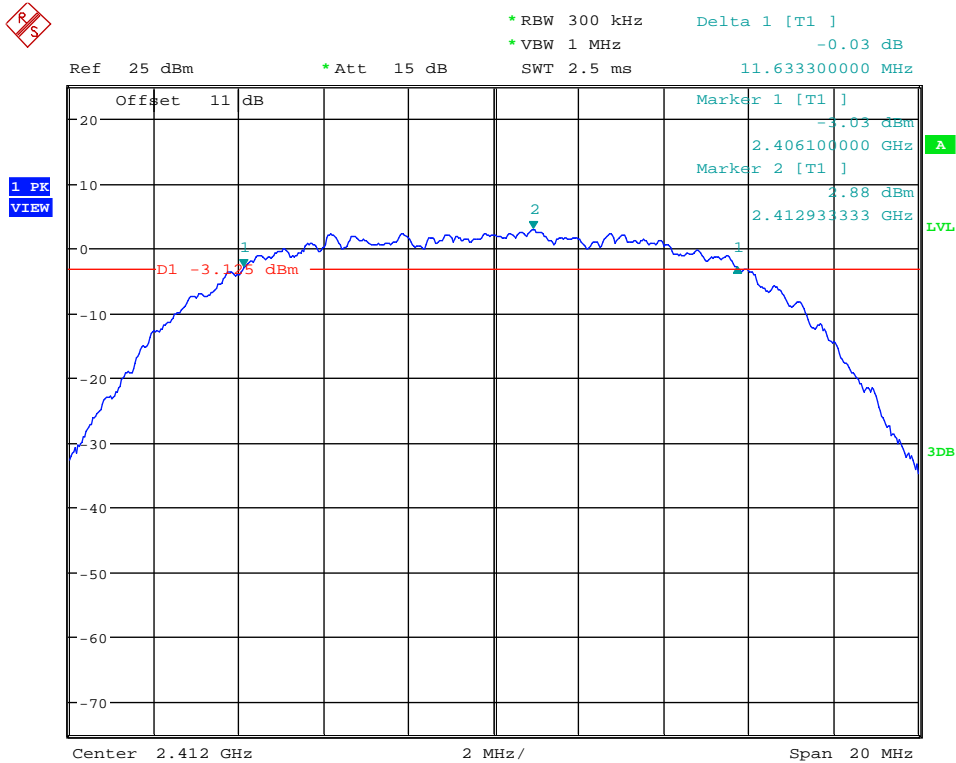
Registration number: W6M21208-12670-C-1
FCC ID: YV8-DA2131-V1

3.7 Minimum 6 dB Bandwidth

The analyzer ResBW was set to 100 kHz. For each RF output channel investigated, the spectrum analyzer center frequency was set to the channel carrier. A PEAK reading was taken, two markers were set 6 dB below the maximum level on the right and the left side of the emission.

The 6 dB bandwidth is the frequency difference between the two markers.

Mode A

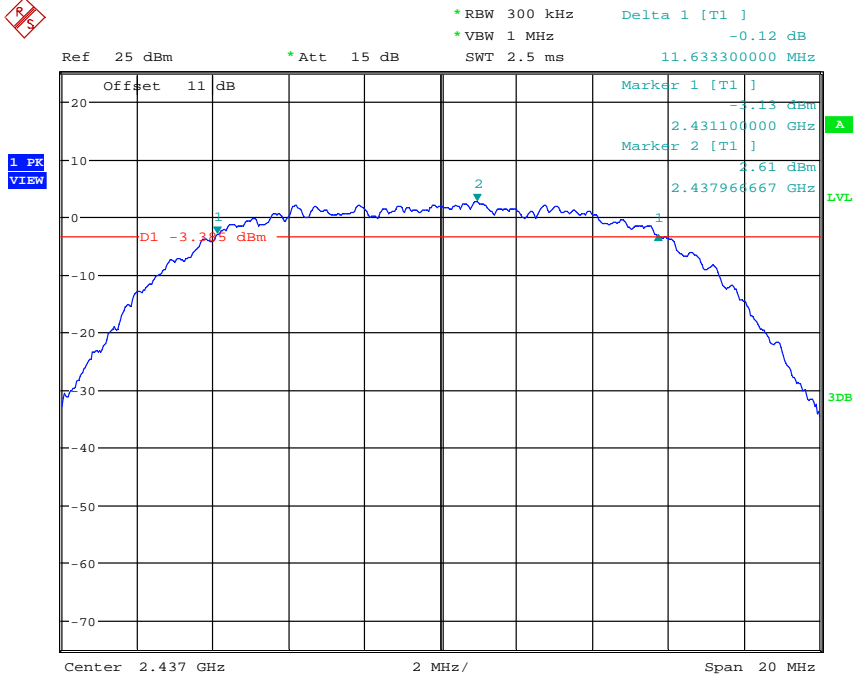


6DB BANDWIDTH 802.11B CH01
Date: 7.SEP.2012 12:32:52



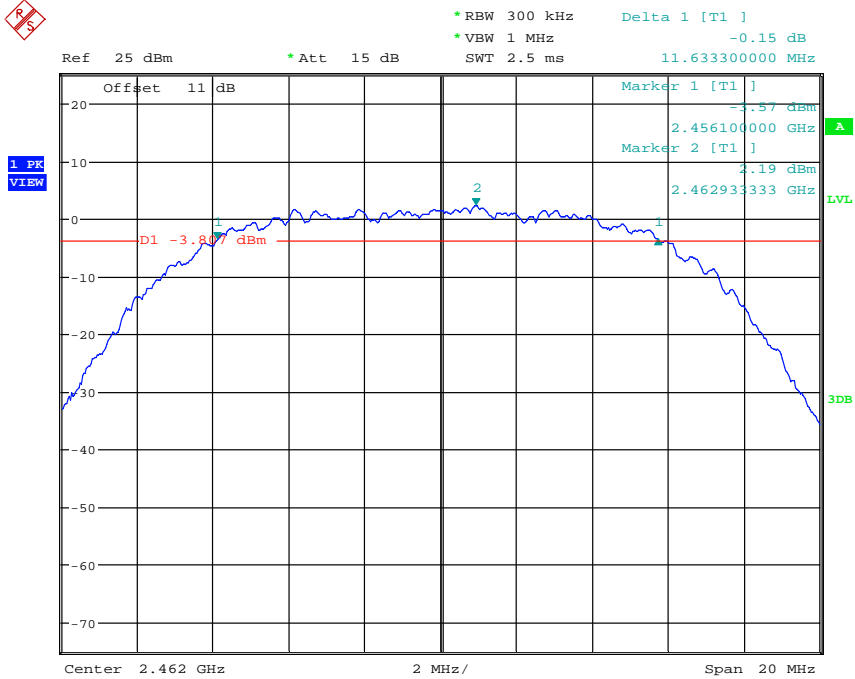
Worldwide Testing Services(Taiwan) Co., Ltd.

Registration number: W6M21208-12670-C-1
FCC ID: YV8-DA2131-V1



6DB BANDWIDTH 802.11B CH06

Date: 7.SEP.2012 12:33:40

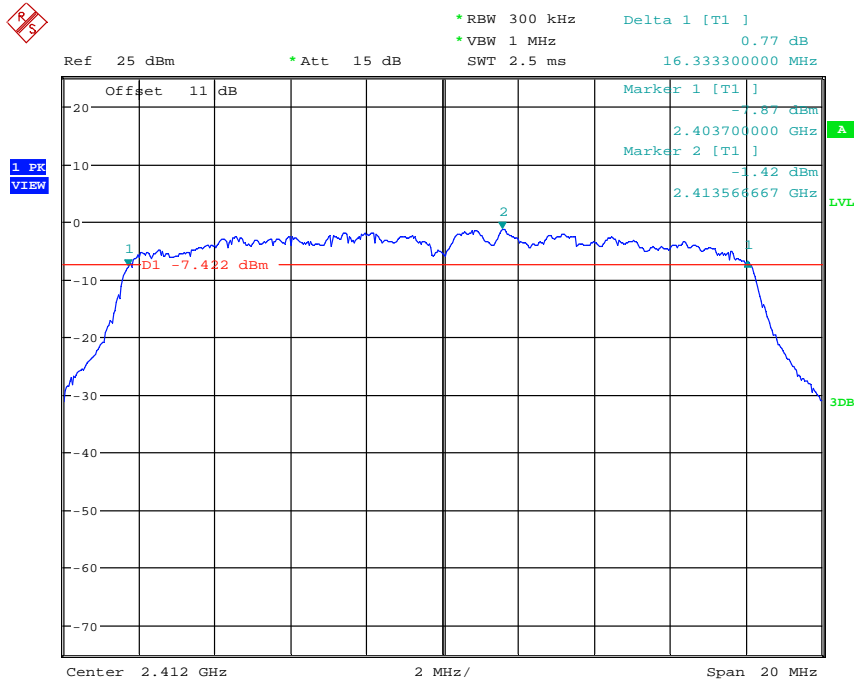


6DB BANDWIDTH 802.11B CH11

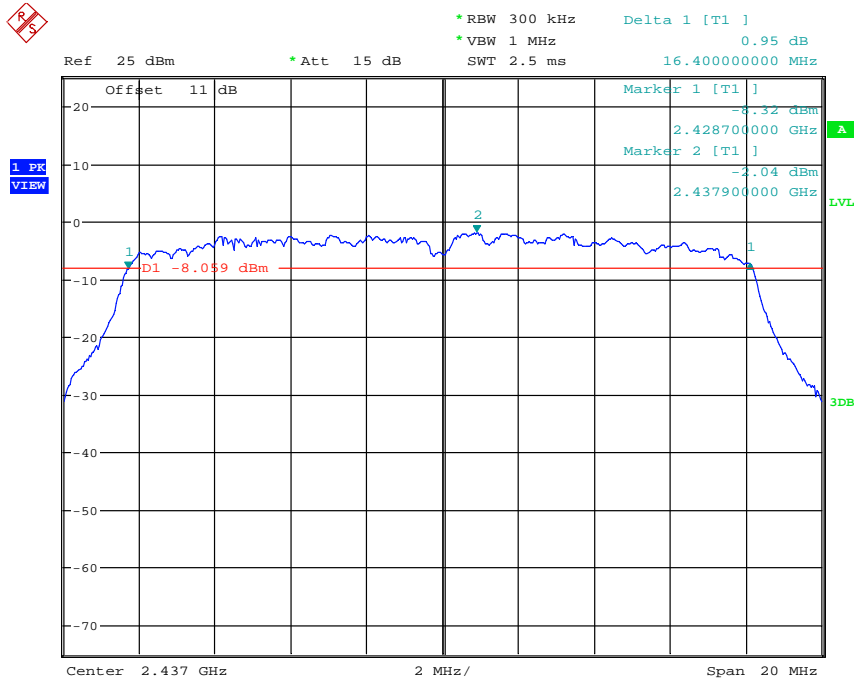
Date: 7.SEP.2012 12:36:11



Registration number: W6M21208-12670-C-1
FCC ID: YV8-DA2131-V1
Mode B



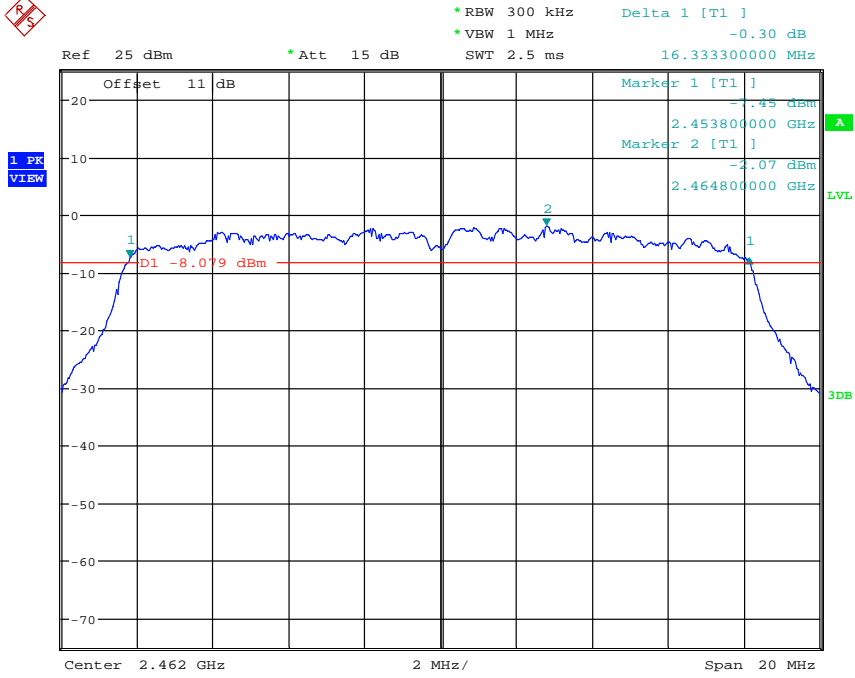
6DB BANDWIDTH 802.11G CH01
Date: 7.SEP.2012 12:37:20



6DB BANDWIDTH 802.11G CH06
Date: 7.SEP.2012 12:38:13

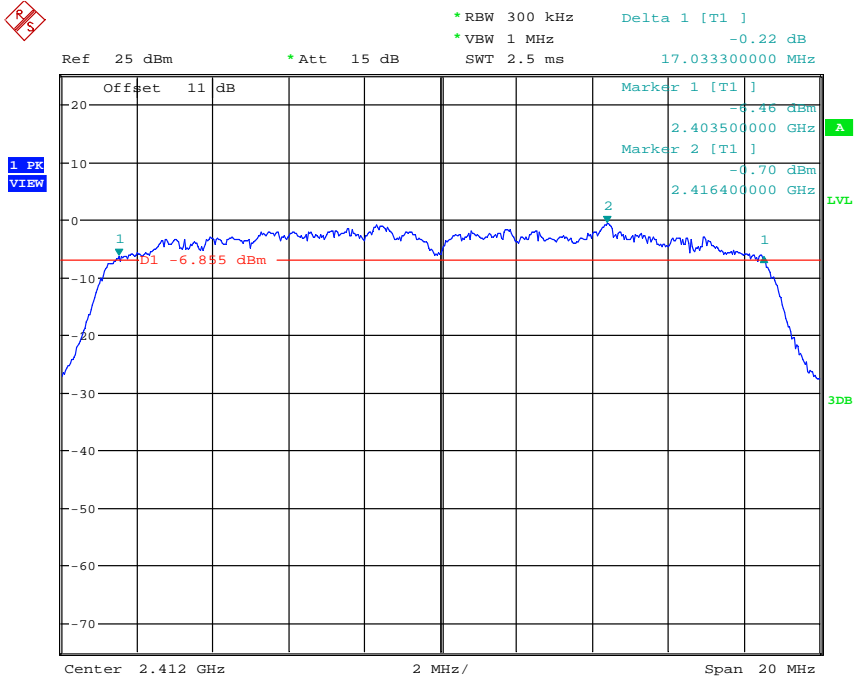


Registration number: W6M21208-12670-C-1
FCC ID: YV8-DA2131-V1



6DB BANDWIDTH 802.11G CH11
Date: 7.SEP.2012 12:38:59

Mode C

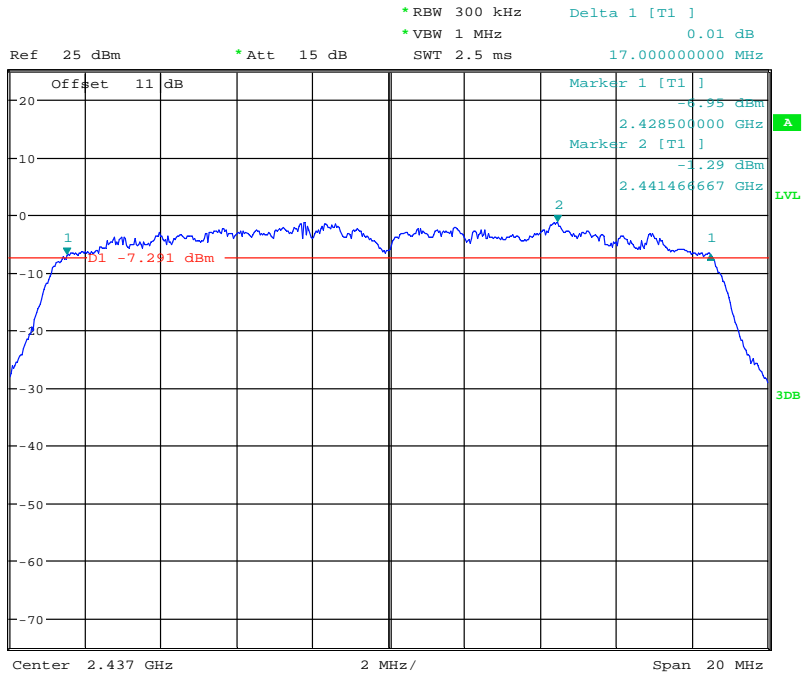


6DB BANDWIDTH 802.11N 20MHZ CH01
Date: 7.SEP.2012 12:40:27



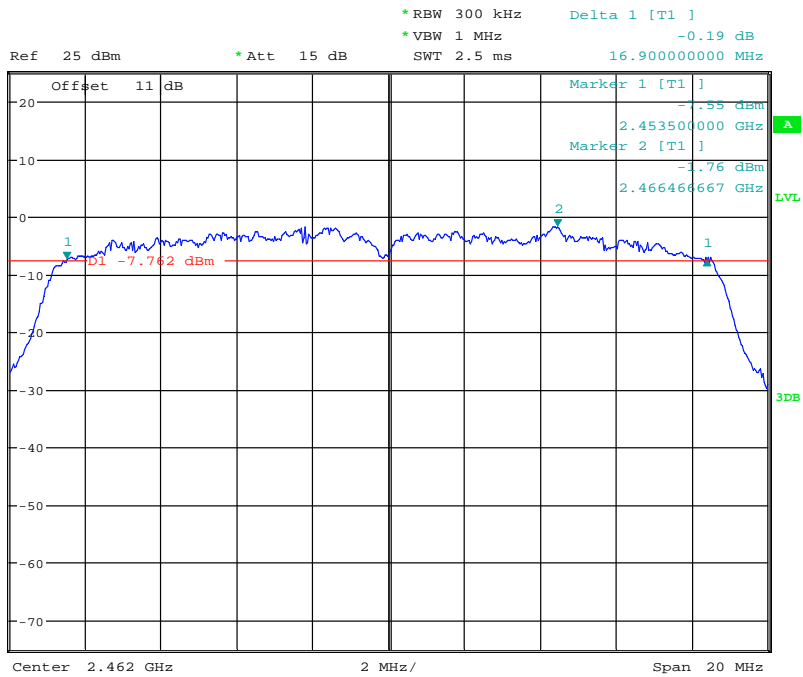
Worldwide Testing Services(Taiwan) Co., Ltd.

Registration number: W6M21208-12670-C-1
FCC ID: YV8-DA2131-V1



6DB BANDWIDTH 802.11N 20MHZ CH06

Date: 7.SEP.2012 12:41:12

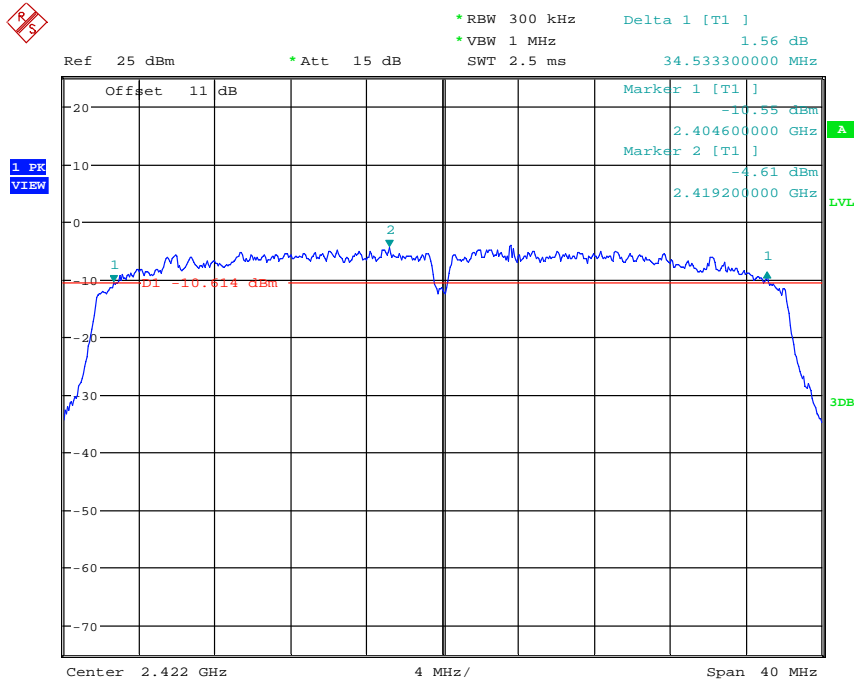


6DB BANDWIDTH 802.11N 20MHZ CH11

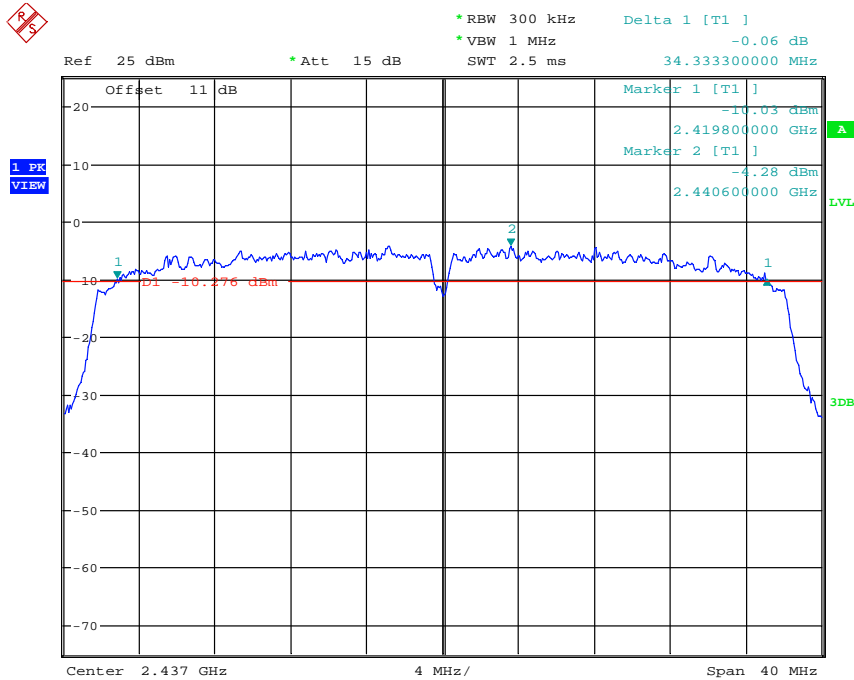
Date: 7.SEP.2012 12:41:59



Registration number: W6M21208-12670-C-1
FCC ID: YV8-DA2131-V1
Mode D



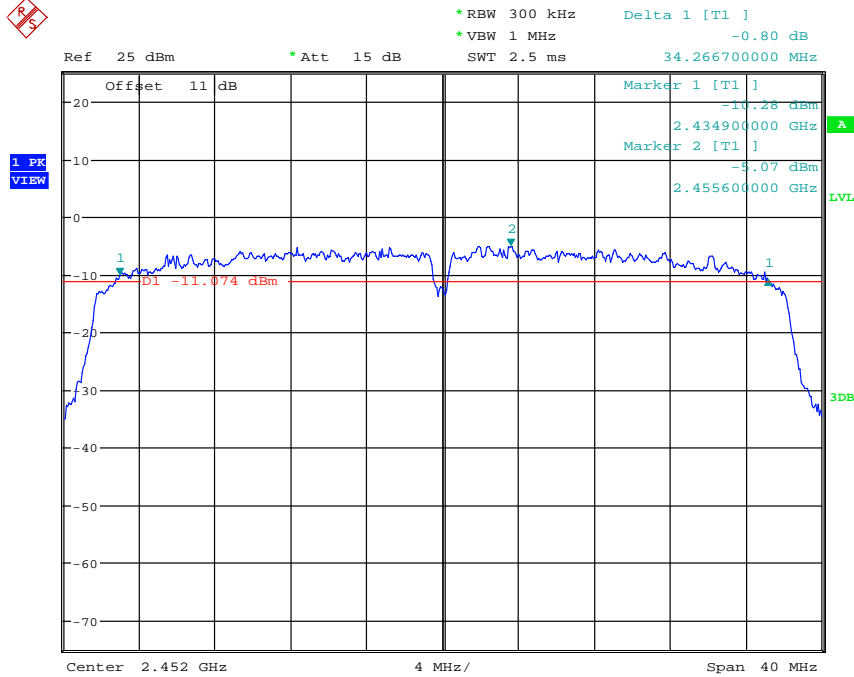
6DB BANDWIDTH 802.11N 40MHZ CH01
Date: 7.SEP.2012 12:43:00



6DB BANDWIDTH 802.11N 40MHZ CH04
Date: 7.SEP.2012 12:43:52



Registration number: W6M21208-12670-C-1
 FCC ID: YV8-DA2131-V1




6DB BANDWIDTH 802.11N 40MHZ CH07

Date: 7.SEP.2012 12:44:34

Limits:

Frequency Range MHz	Limits
902-928	min 500 kHz
2400-2483.5	min 500 kHz
5725-5850	min 500 kHz

Test equipment used: ETSTW-RE 055, ETSTW-RE 050



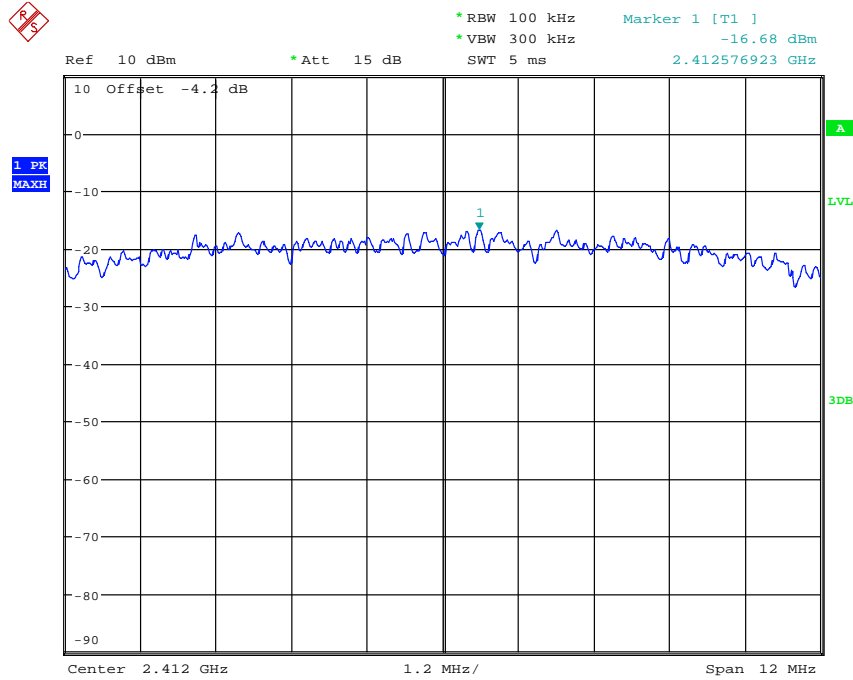
Registration number: W6M21208-12670-C-1
 FCC ID: YV8-DA2131-V1

3.8 Peak Power Spectral Density

Peak Power Spectral density is a measured at low, middle and high channel.

The peak output power is measured with a measurement bandwidth of 10 MHz and displayed on diagram together with Peak Power Spectral Density result which was measured with a bandwidth of 3 kHz, appreciate frequency span and sweep time.

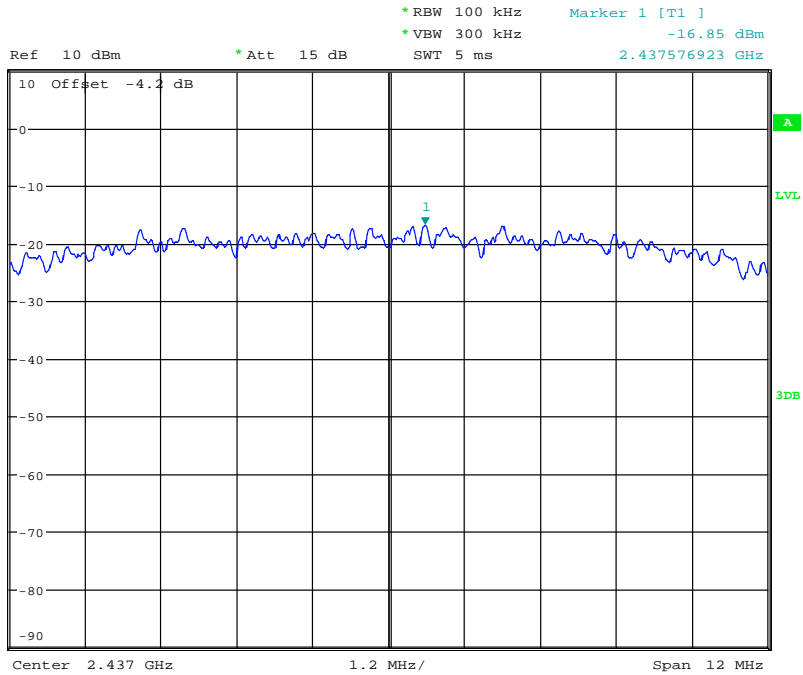
Mode A



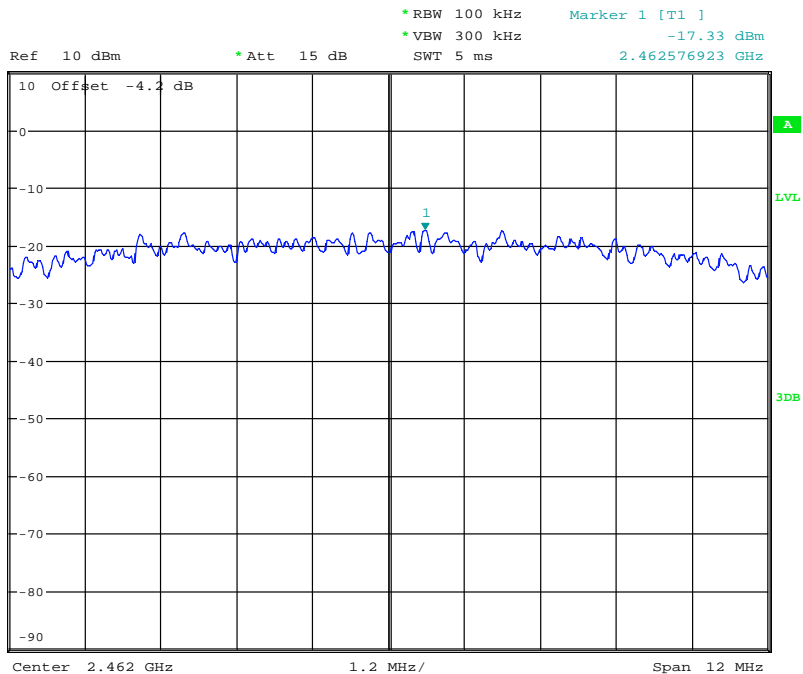
POWER DENSITY 802.11B CH01
 Date: 7.SEP.2012 12:32:59



Registration number: W6M21208-12670-C-1
FCC ID: YV8-DA2131-V1



POWER DENSITY 802.11B CH06
Date: 7.SEP.2012 12:33:46

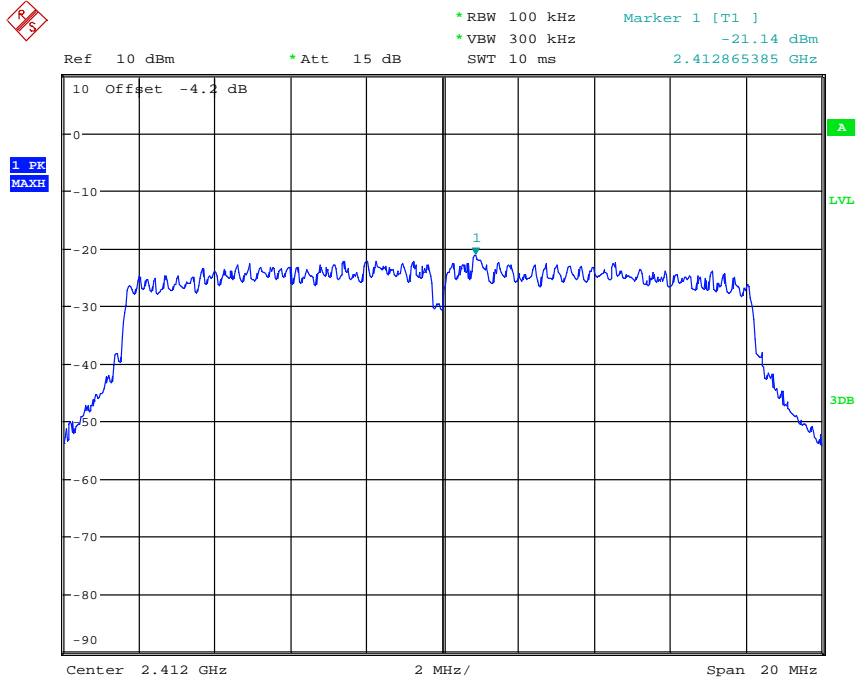


POWER DENSITY 802.11B CH11
Date: 7.SEP.2012 12:36:18

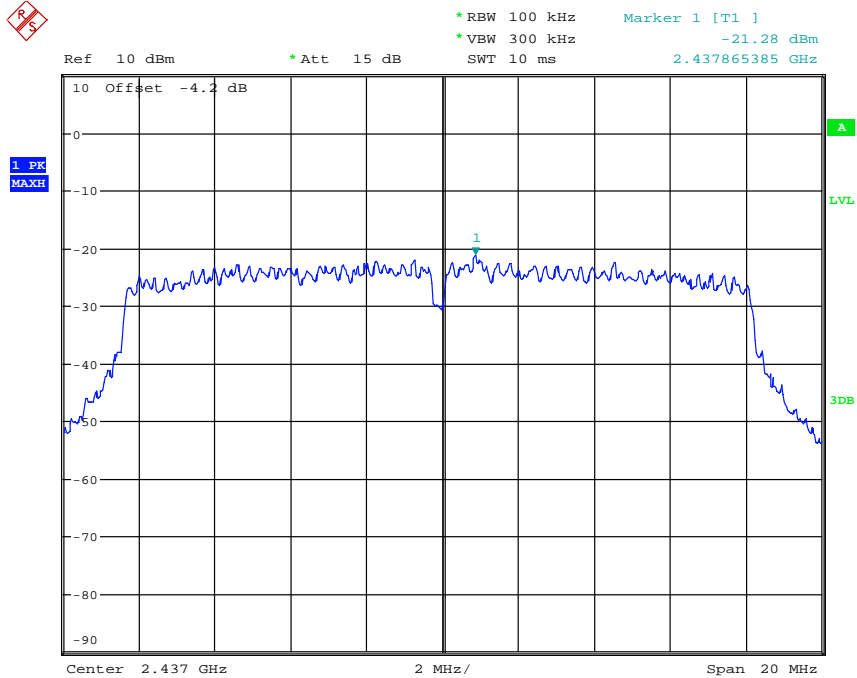


Worldwide Testing Services(Taiwan) Co., Ltd.

Registration number: W6M21208-12670-C-1
FCC ID: YV8-DA2131-V1
Mode B



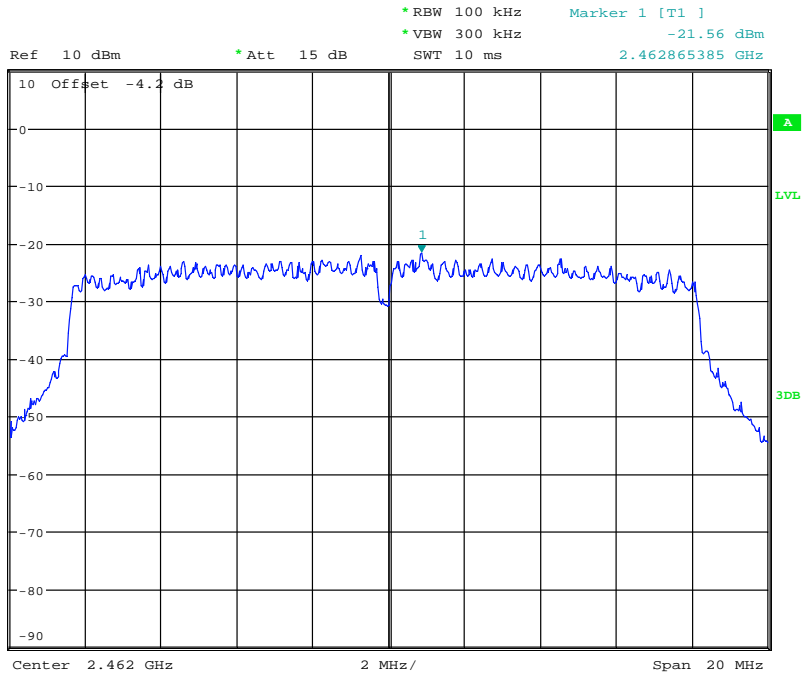
POWER DENSITY 802.11G CH01
Date: 7.SEP.2012 12:37:27



POWER DENSITY 802.11G CH06
Date: 7.SEP.2012 12:38:22

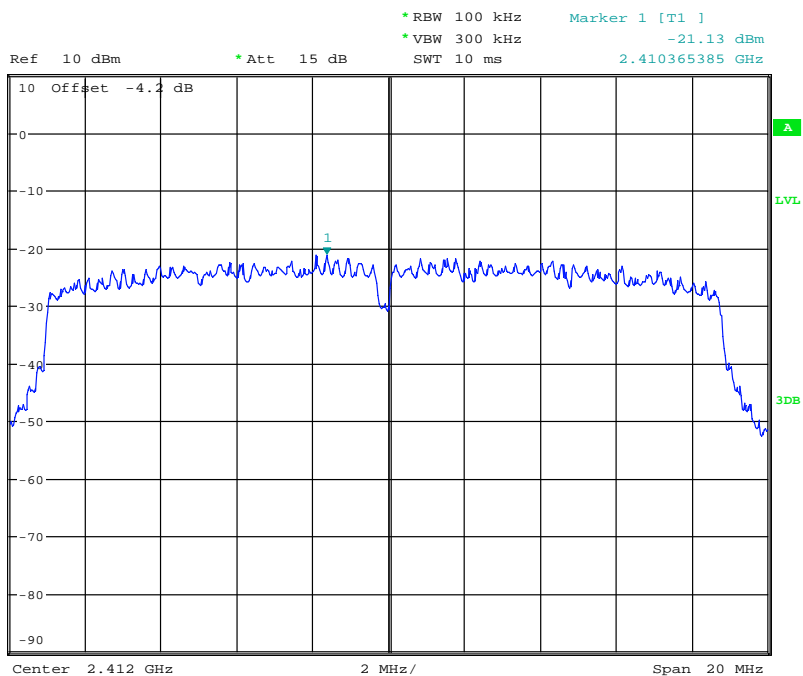


Registration number: W6M21208-12670-C-1
FCC ID: YV8-DA2131-V1



POWER DENSITY 802.11G CH11
Date: 7.SEP.2012 12:39:06

Mode C

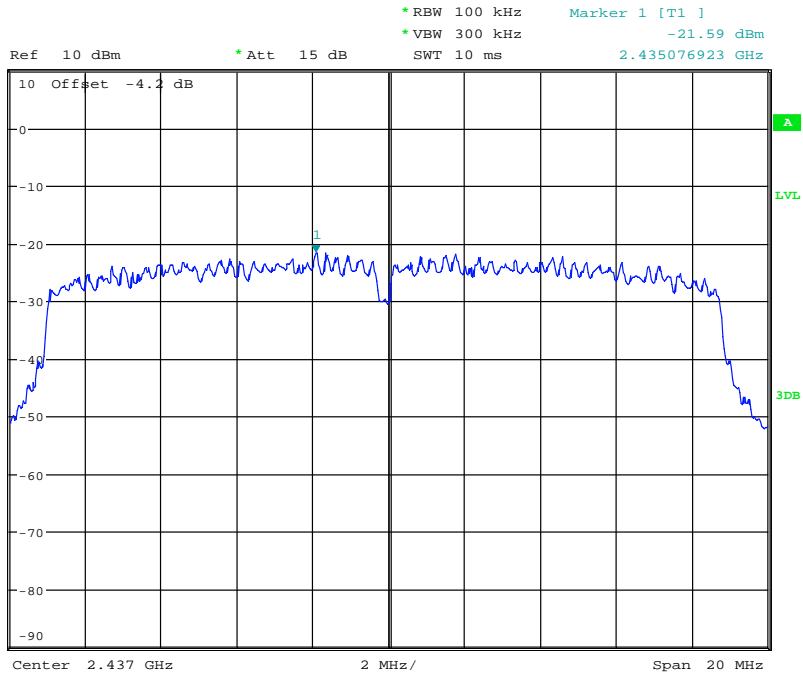


POWER DENSITY 802.11N 20MHZ CH01
Date: 7.SEP.2012 12:40:33

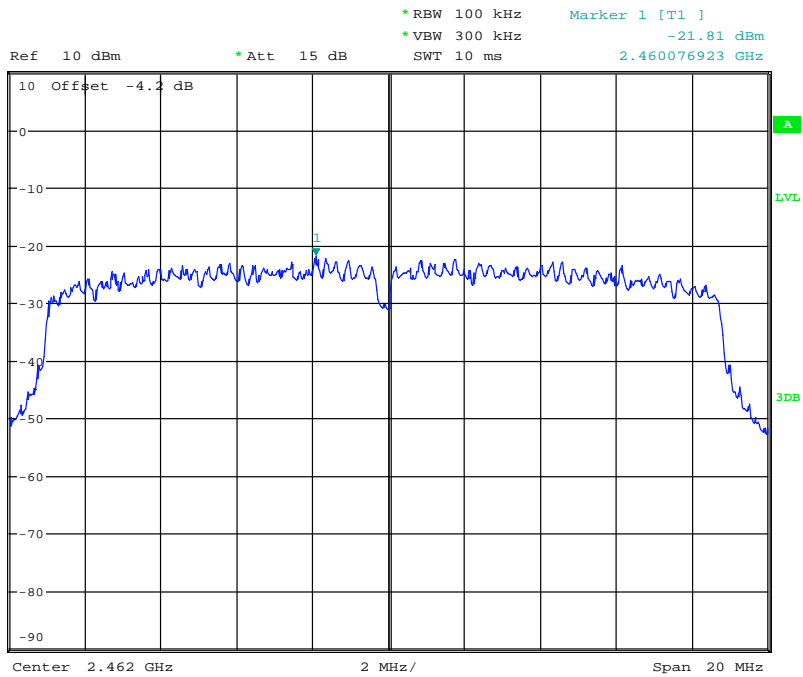


Worldwide Testing Services(Taiwan) Co., Ltd.

Registration number: W6M21208-12670-C-1
FCC ID: YV8-DA2131-V1



POWER DENSITY 802.11N 20MHZ CH06
Date: 7.SEP.2012 12:41:19

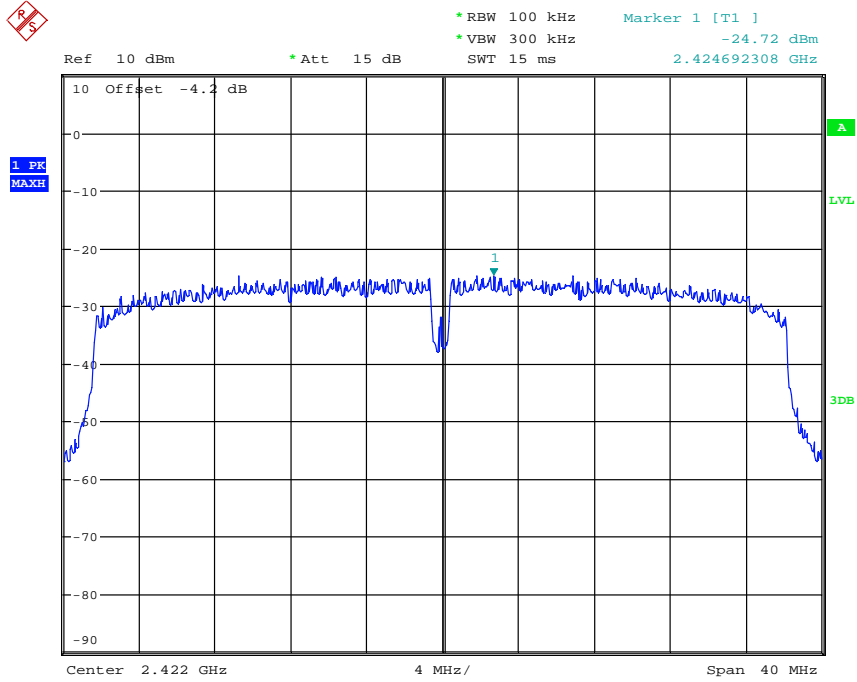


POWER DENSITY 802.11N 20MHZ CH11
Date: 7.SEP.2012 12:42:05

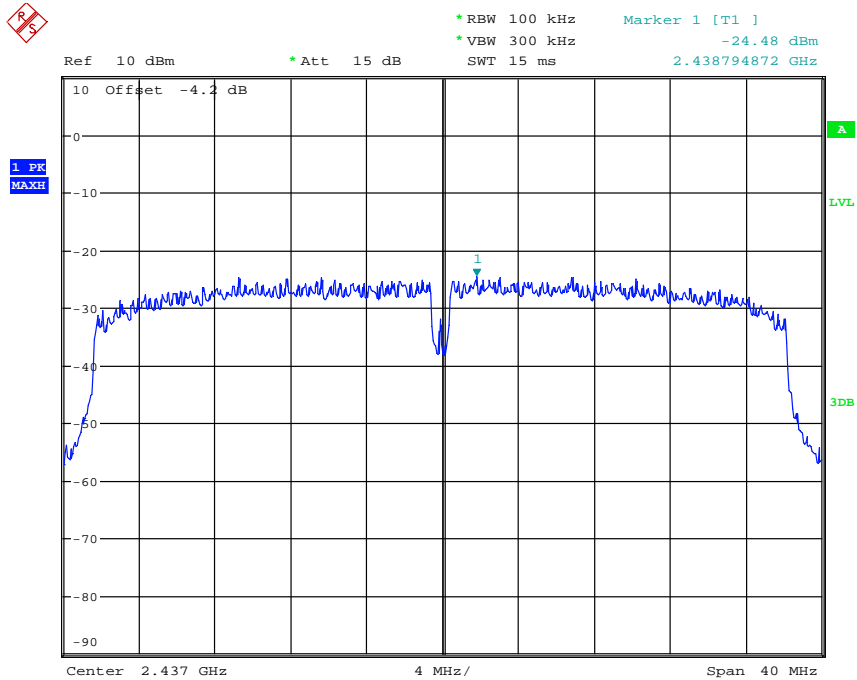


Worldwide Testing Services(Taiwan) Co., Ltd.

Registration number: W6M21208-12670-C-1
FCC ID: YV8-DA2131-V1
Mode D



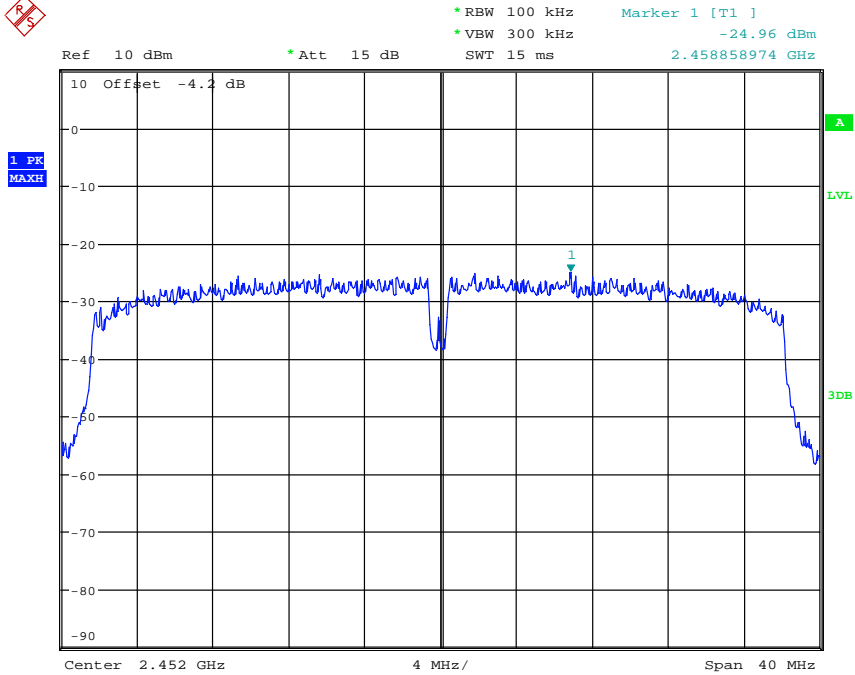
POWER DENSITY 802.11N 40MHZ CH01
Date: 7.SEP.2012 12:43:07



POWER DENSITY 802.11N 40MHZ CH04
Date: 7.SEP.2012 12:43:59



Registration number: W6M21208-12670-C-1
 FCC ID: YV8-DA2131-V1



POWER DENSITY 802.11N 40MHZ CH07
 Date: 7.SEP.2012 12:44:41

Limits:

Frequency Range MHz	dBm
902-928	8
2400-2483.5	8
5725-5850	8

Test equipment used: ETSTW-RE 055, ETSTW-RE 050



Registration number: W6M21208-12670-C-1

FCC ID: YV8-DA2131-V1

3.9 Radiated Emission from Digital Part

Except for Class A digital devices, the field strength of radiated emissions from unintentional radiators at a distance of 3 meters shall not exceed the following values:

Frequency of Emission (MHz)	Field Strength (microvolts/meter)	Field Strength (dBmicrovolts/meter)
30 – 88	100	40.0
88 – 216	150	43.5
216 – 960	200	46.0
Above 960	500	54.0

Test equipment used: ETSTW-RE 055, ETSTW-RE 064, ETSTW-RE 003, ETSTW-RE 004,
ETSTW-RE 030 , ETSTW-RE 111

Explanation: The test results of digital part are listed in test report no.: W6M21208-12670-P-15B.



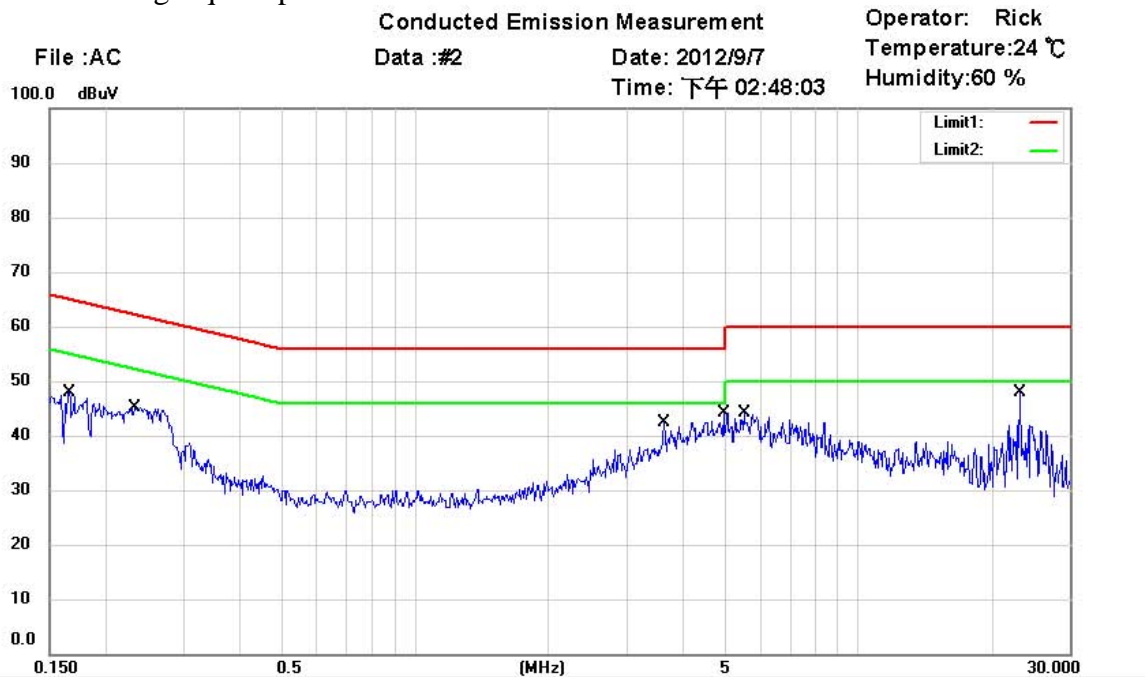
Registration number: W6M21208-12670-C-1

FCC ID: YV8-DA2131-V1

3.10 Power Line Conducted Emission

For an intentional radiator which is designed to be connected to the public utility (AC) power line, the radio frequency voltage that is conducted back onto the AC line on any frequency or frequencies within the band 150 kHz to 30 MHz shall not exceed the limits in the table bellows with this provision shall be based on the measurement of the radio frequency voltage between each power line and ground at the power terminals.

This measurement was transact first with instrumentation using an average and peak detector and a 10 kHz bandwidth. If the peak detector achieves a calculated level, the measurement is repeated by an instrumentation using a quasi-peak detector.



Site : Chamber_03

Condition : FCC Part 15 Class B Conduction (QP)

Phase: N

EUT : W6M21208-12670

Power : 110VAC

M/N: DA2131-V1

Test Mode :

Note :

Mk.	Frequency (MHz)	Reading (dBuV)	Detector	Corrected factor(dB)	Result (dBuV)	Limit (dBuV)	Margin (dB)	Comment
	0.1651	26.95	QP	9.98	36.93	65.20	-28.27	
	0.1651	6.66	AVG	9.98	16.64	55.20	-38.56	
	0.2328	31.11	QP	9.98	41.09	62.35	-21.26	
*	0.2328	21.57	AVG	9.98	31.55	52.35	-20.80	
	3.6365	20.45	QP	10.03	30.48	56.00	-25.52	
	3.6365	10.62	AVG	10.03	20.65	46.00	-25.35	
	4.9527	24.05	QP	10.09	34.14	56.00	-21.86	
	4.9527	14.68	AVG	10.09	24.77	46.00	-21.23	
	5.5000	24.29	QP	10.08	34.37	60.00	-25.63	
	5.5000	14.82	AVG	10.08	24.90	50.00	-25.10	
	23.1375	9.53	QP	10.59	20.12	60.00	-39.88	
	23.1375	0.19	AVG	10.59	10.78	50.00	-39.22	

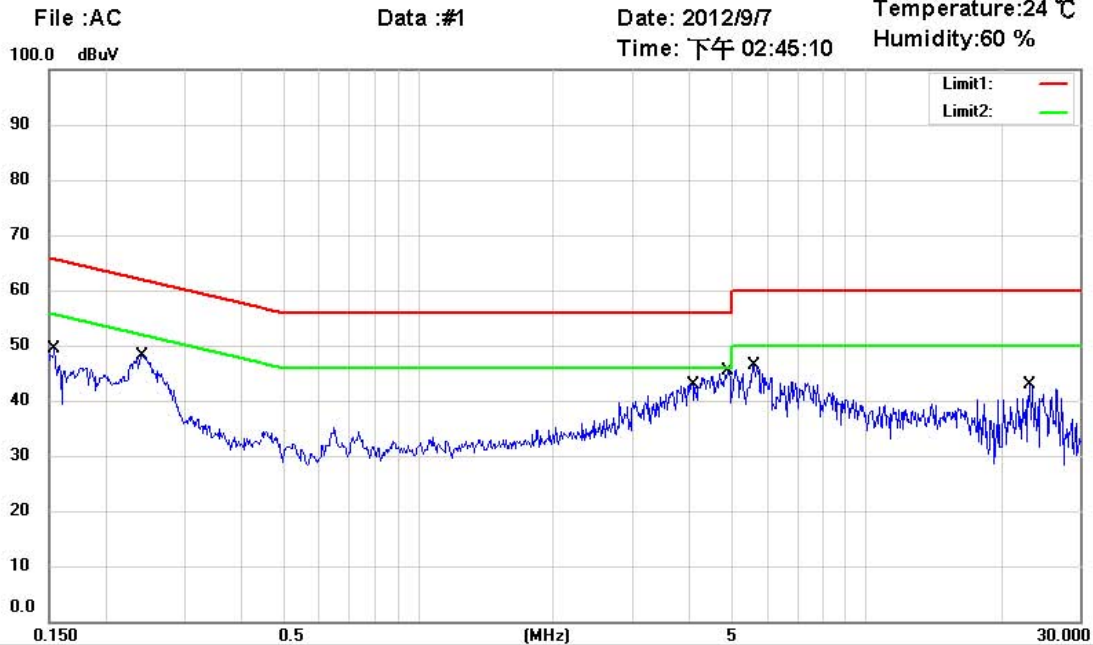


Worldwide Testing Services(Taiwan) Co., Ltd.

Registration number: W6M21208-12670-C-1
 FCC ID: YV8-DA2131-V1

Conducted Emission Measurement
 Data :#1 Date: 2012/9/7
 Time: 下午 02:45:10

Operator: Rick
 Temperature:24 °C
 Humidity:60 %



Site : Chamber_03

Condition : FCC Part 15 Class B Conduction (QP)

Phase: L1

EUT : W6M21208-12670

Power : 110VAC

M/N: DA2131-V1

Test Mode :

Note :

Mk.	Frequency (MHz)	Reading (dBuV)	Detector	Corrected factor(dB)	Result (dBuV)	Limit (dBuV)	Margin (dB)	Comment
	0.1537	32.07	QP	10.08	42.15	65.80	-23.65	
	0.1537	12.74	AVG	10.08	22.82	55.80	-32.98	
	0.2405	32.19	QP	10.10	42.29	62.08	-19.79	
*	0.2405	24.50	AVG	10.10	34.60	52.08	-17.48	
	4.0528	22.99	QP	10.30	33.29	56.00	-22.71	
	4.0528	14.71	AVG	10.30	25.01	46.00	-20.99	
	4.8988	24.15	QP	10.34	34.49	56.00	-21.51	
	4.8988	15.91	AVG	10.34	26.25	46.00	-19.75	
	5.5750	24.49	QP	10.34	34.83	60.00	-25.17	
	5.5750	15.91	AVG	10.34	26.25	50.00	-23.75	
	23.1375	9.69	QP	10.97	20.66	60.00	-39.34	
	23.1375	0.52	AVG	10.97	11.49	50.00	-38.51	

Note:

1. The formula of measured value as: Test Result = Reading + Correction Factor
2. The Correction Factor = Cable Loss + LISN Insertion Loss + Pulse Limit Loss
3. Detector function in the form : PK = Peak, QP = Quasi Peak, AV = Average
4. All not in the table noted test results are more than 20 dB below the relevant limits.
5. Measurement uncertainty = ±1.10 dB; Reported uncertainties represent expanded uncertainties expressed at approximately the 95% confidence level using a coverage factor of k = 2.
6. Up Line: QP Limit Line, Down Line: Ave Limit Line.



Worldwide Testing Services(Taiwan) Co., Ltd.

Registration number: W6M21208-12670-C-1
FCC ID: YV8-DA2131-V1

Limits:

Frequency of Emission (MHz)	Conducted Limit (dBuV)	
	Quasi Peak	Average
0.15-0.5	66 to 56	56 to 46
0.5-5	56	46
5-30	60	50

Test equipment used: ETSTW-CE 001, ETSTW-CE 004, ETSTW-CE 006, ETSTW-RE 045



Registration number: W6M21208-12670-C-1
FCC ID: YV8-DA2131-V1

Appendix

Measurement diagrams

Spurious Emissions radiated

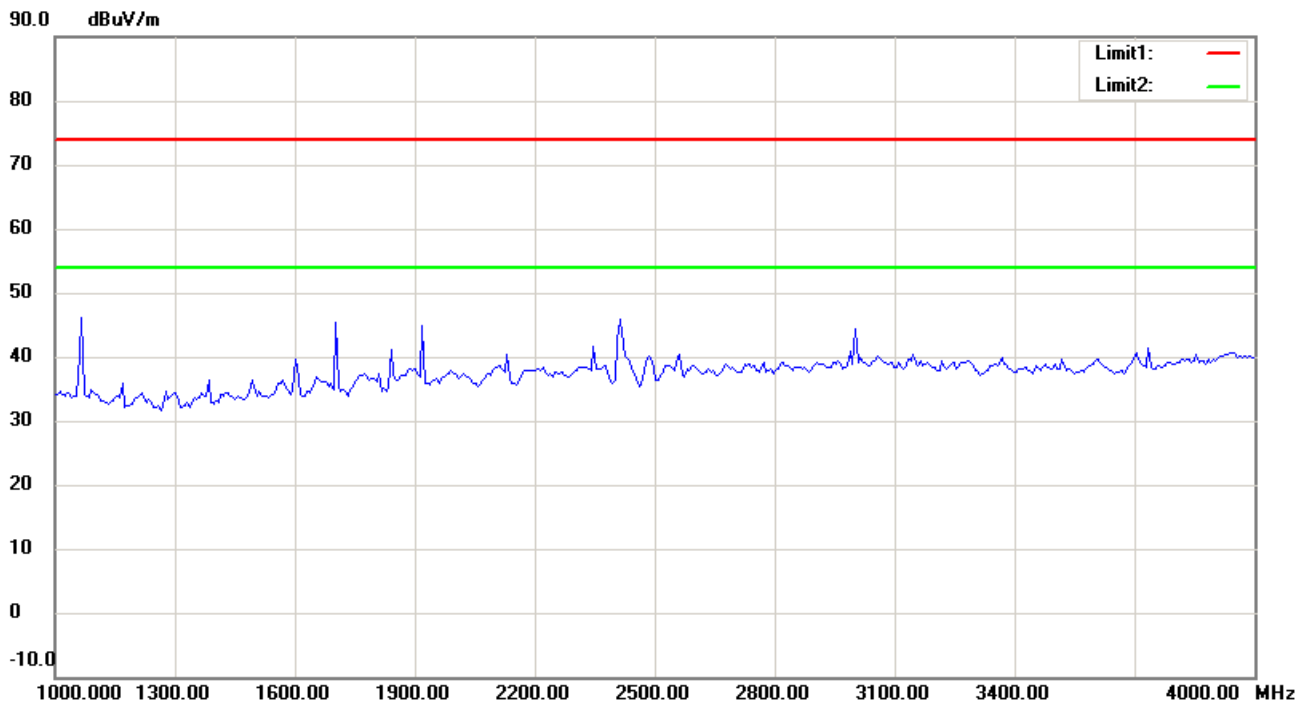
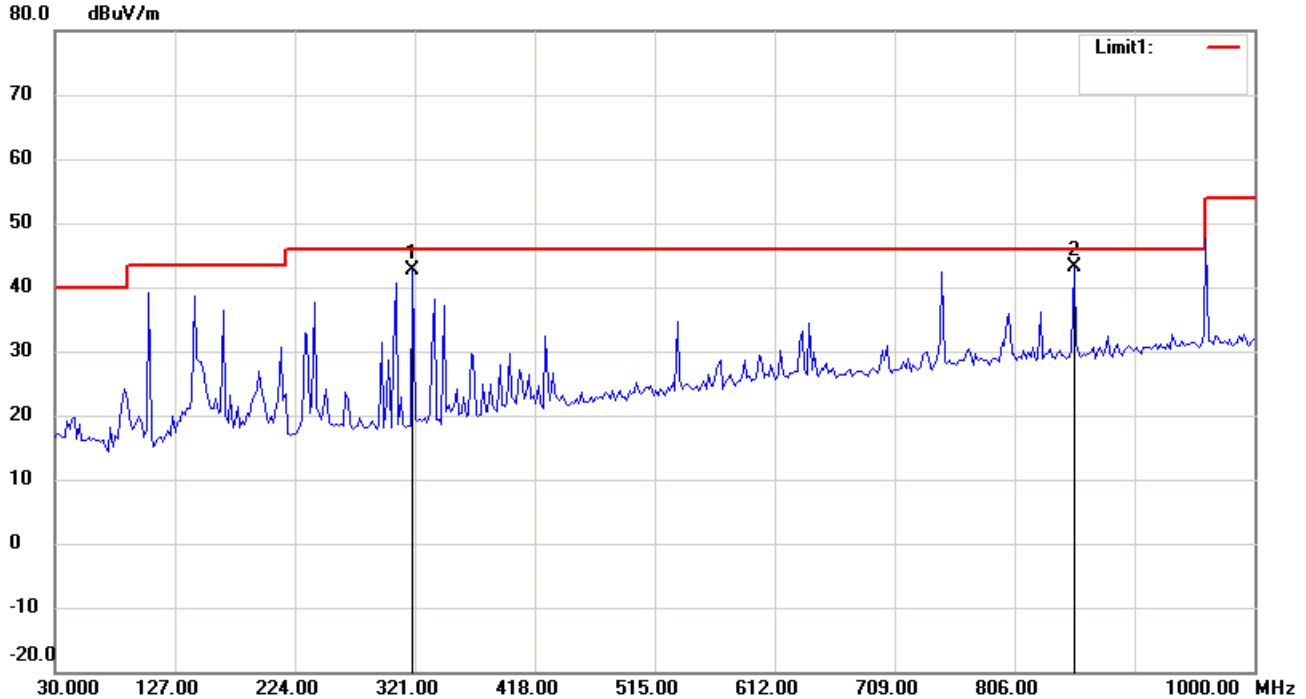


Registration number: W6M21208-12670-C-1
FCC ID: YV8-DA2131-V1

Spurious Emissions radiated_ Transmitter

Mode: Patch Antenna_802.11b CH1

Antenna Polarization H



Up Line: Peak Limit Line Down Line: Ave Limit Line

Note:

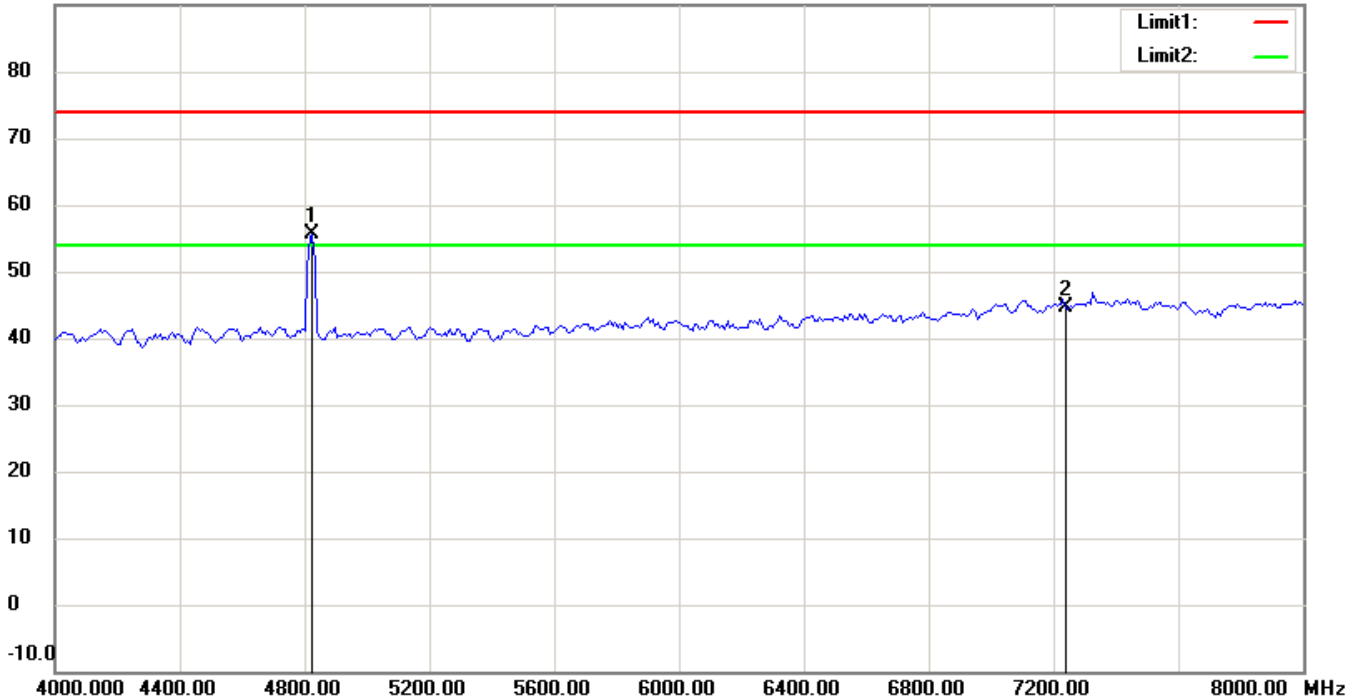
1. The attached measurement plots are preliminarily pre-scanned with peak detector for determining the final checking frequencies and are for reference only.
2. The some frequencies may exceed the limit line without the specified detectors, but that cannot present the results are failed to the specification of test standard.
3. For corrected test results are listed in the relevant table of radiated test data of this test report.



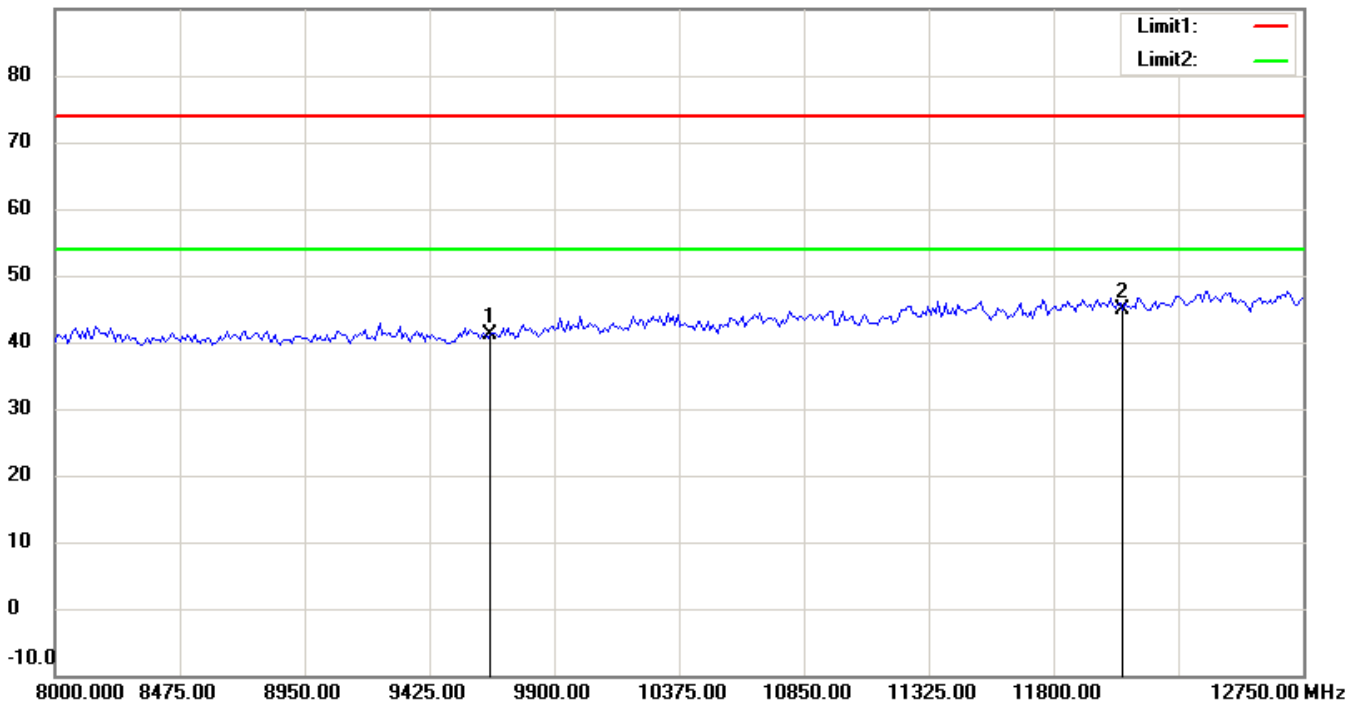
Registration number: W6M21208-12670-C-1

FCC ID: YV8-DA2131-V1

90.0 dBuV/m



90.0 dBuV/m



Up Line: Peak Limit Line Down Line: Ave Limit Line

Note:

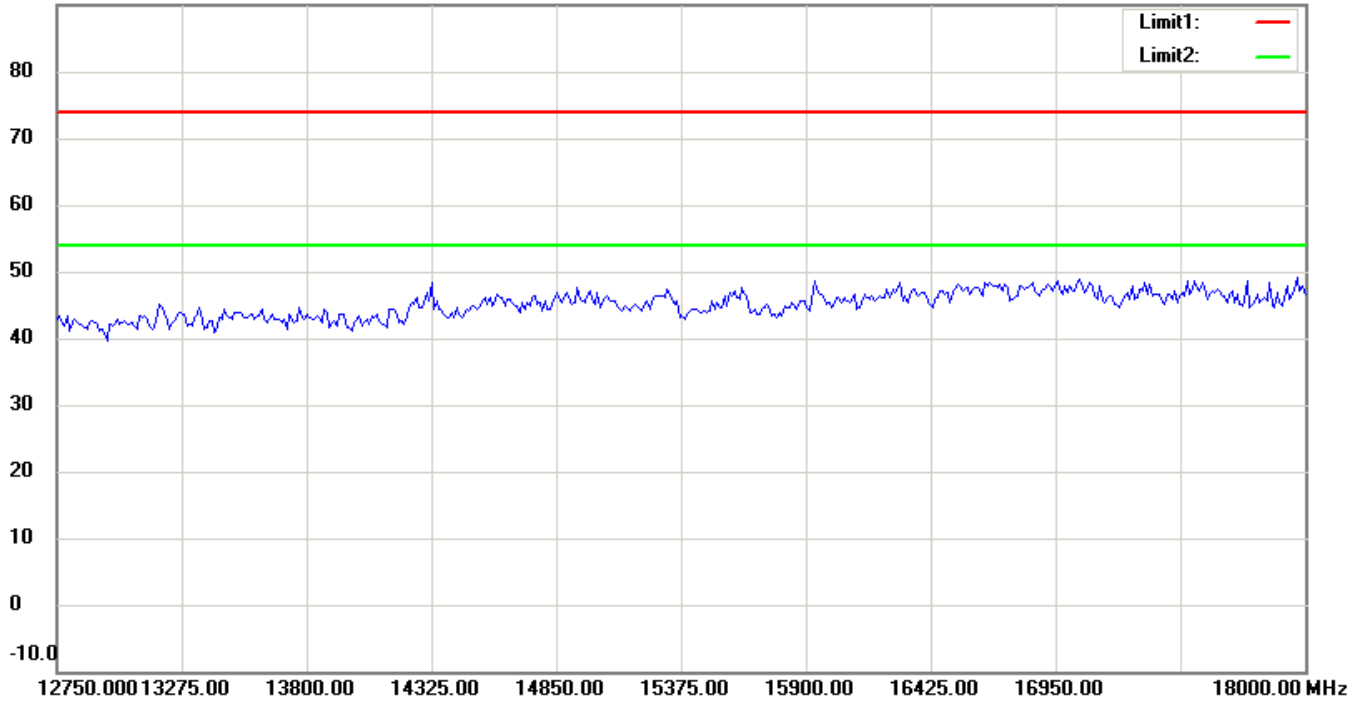
1. The attached measurement plots are preliminarily pre-scanned with peak detector for determining the final checking frequencies and are for reference only.
2. The some frequencies may exceed the limit line without the specified detectors, but that cannot present the results are failed to the specification of test standard.
3. For corrected test results are listed in the relevant table of radiated test data of this test report.



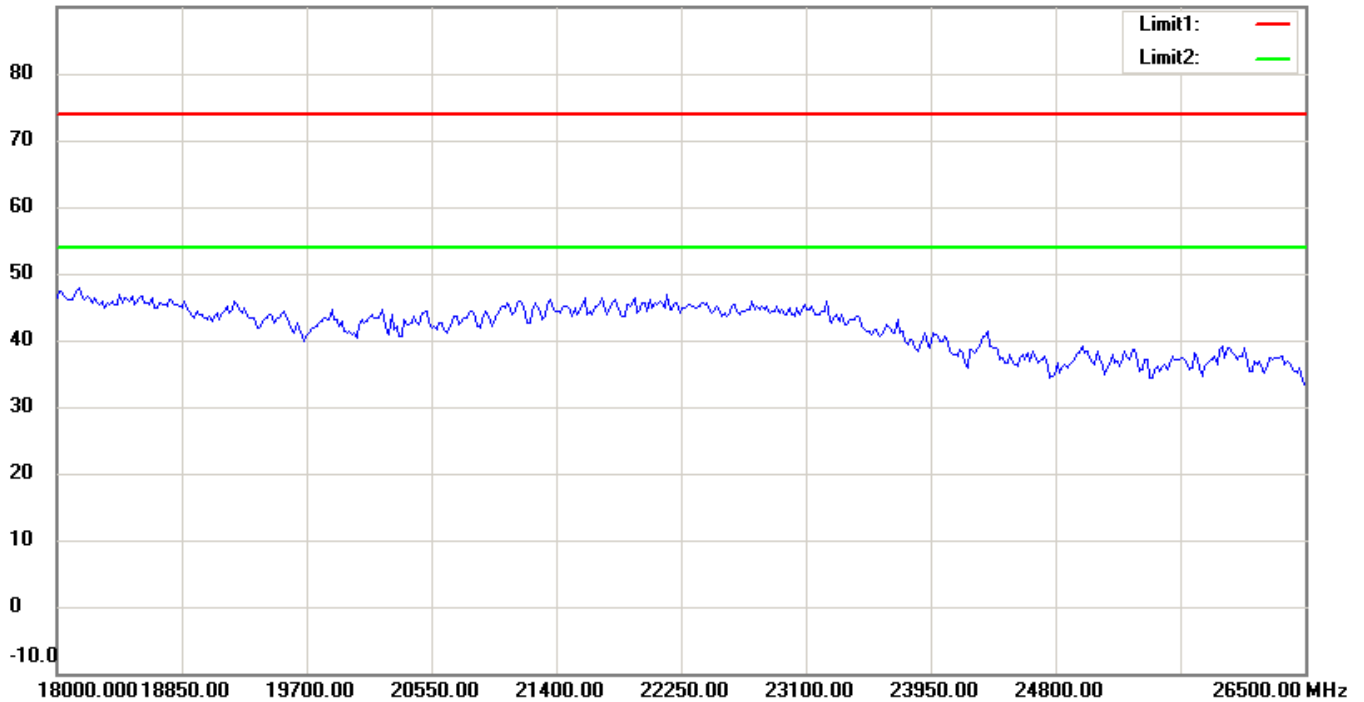
Registration number: W6M21208-12670-C-1

FCC ID: YV8-DA2131-V1

90.0 dBuV/m



90.0 dBuV/m



Up Line: Peak Limit Line Down Line: Ave Limit Line

Note:

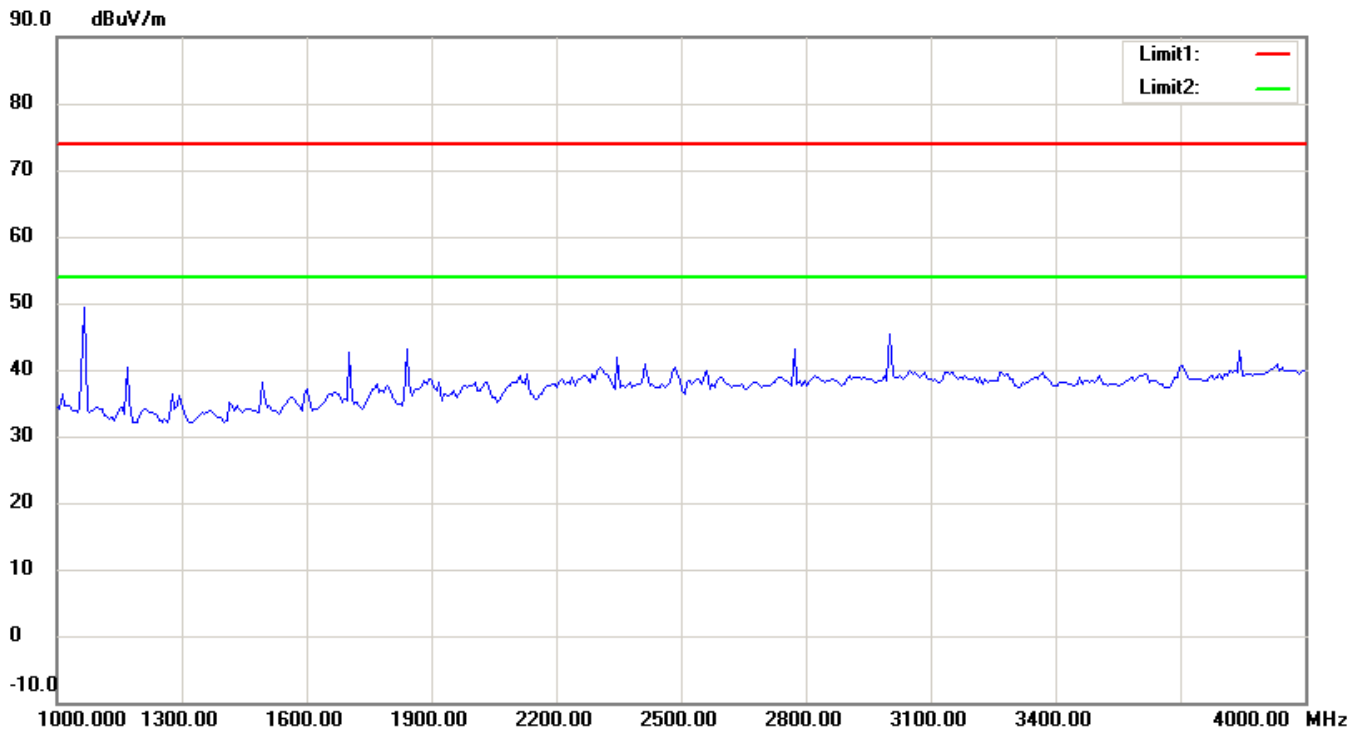
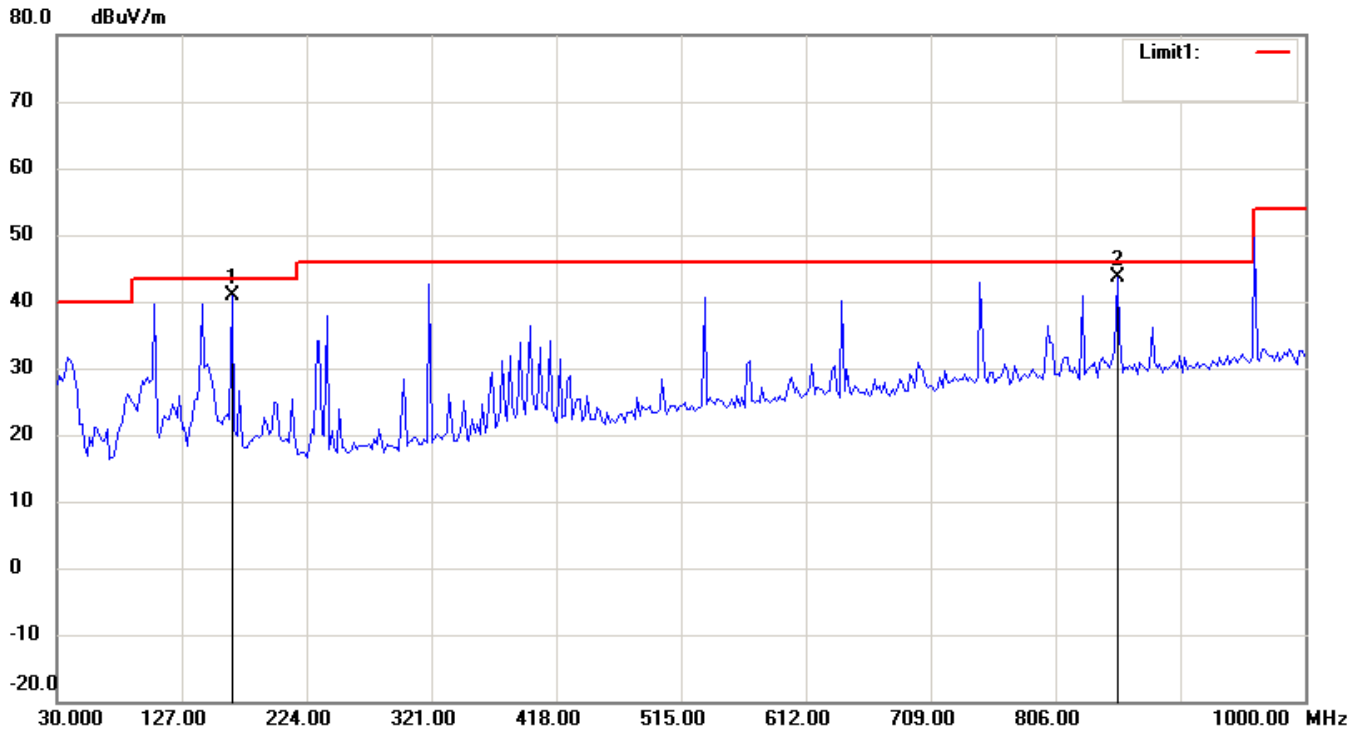
1. The attached measurement plots are preliminarily pre-scanned with peak detector for determining the final checking frequencies and are for reference only.
2. The some frequencies may exceed the limit line without the specified detectors, but that cannot present the results are failed to the specification of test standard.
3. For corrected test results are listed in the relevant table of radiated test data of this test report.



Registration number: W6M21208-12670-C-1

FCC ID: YV8-DA2131-V1

Antenna Polarization V



Up Line: Peak Limit Line Down Line: Ave Limit Line

Note:

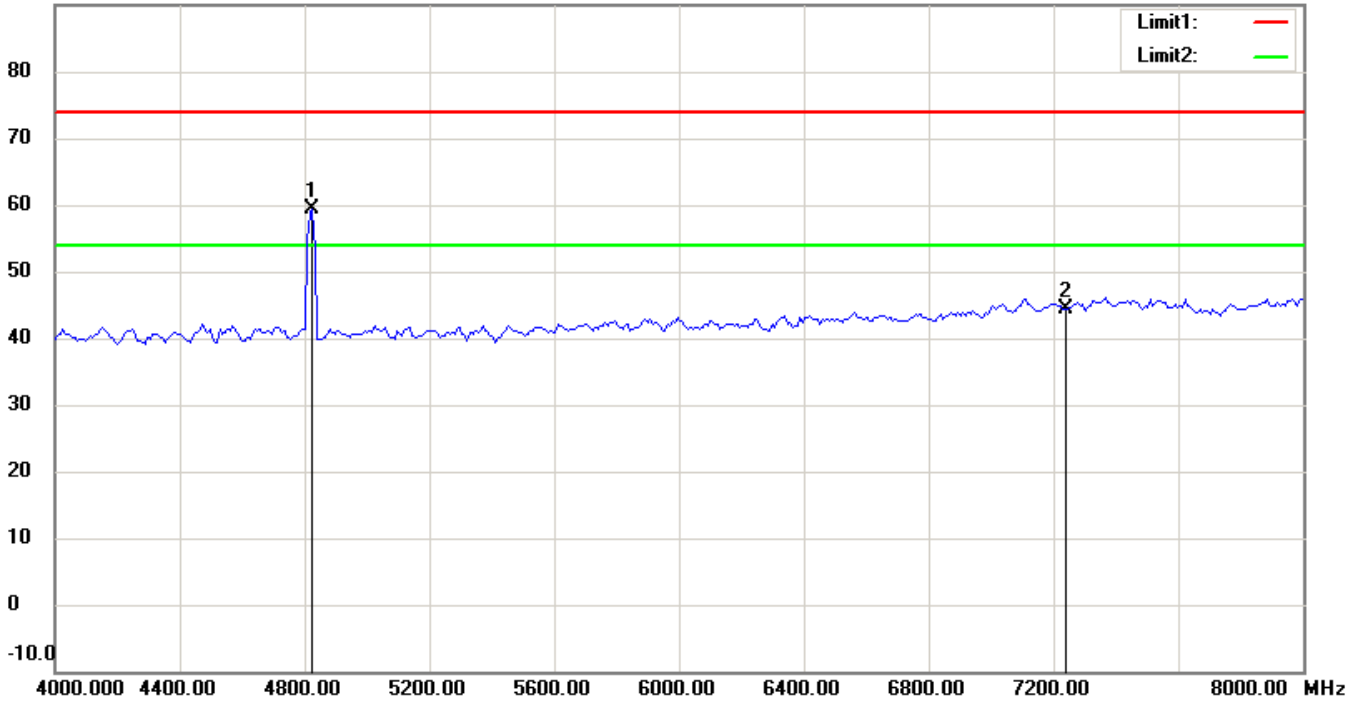
1. The attached measurement plots are preliminarily pre-scanned with peak detector for determining the final checking frequencies and are for reference only.
2. The some frequencies may exceed the limit line without the specified detectors, but that cannot present the results are failed to the specification of test standard.
3. For corrected test results are listed in the relevant table of radiated test data of this test report.



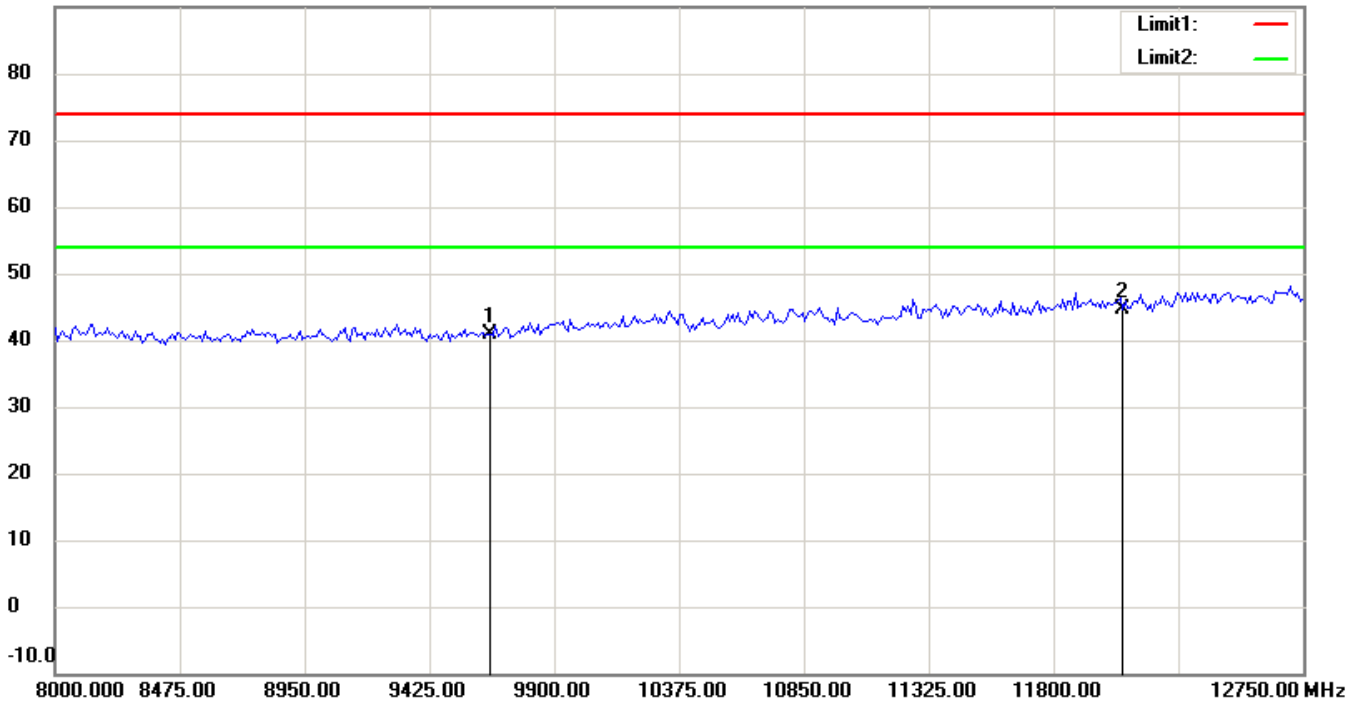
Registration number: W6M21208-12670-C-1

FCC ID: YV8-DA2131-V1

90.0 dBuV/m



90.0 dBuV/m



Up Line: Peak Limit Line Down Line: Ave Limit Line

Note:

1. The attached measurement plots are preliminarily pre-scanned with peak detector for determining the final checking frequencies and are for reference only.
2. The some frequencies may exceed the limit line without the specified detectors, but that cannot present the results are failed to the specification of test standard.
3. For corrected test results are listed in the relevant table of radiated test data of this test report.

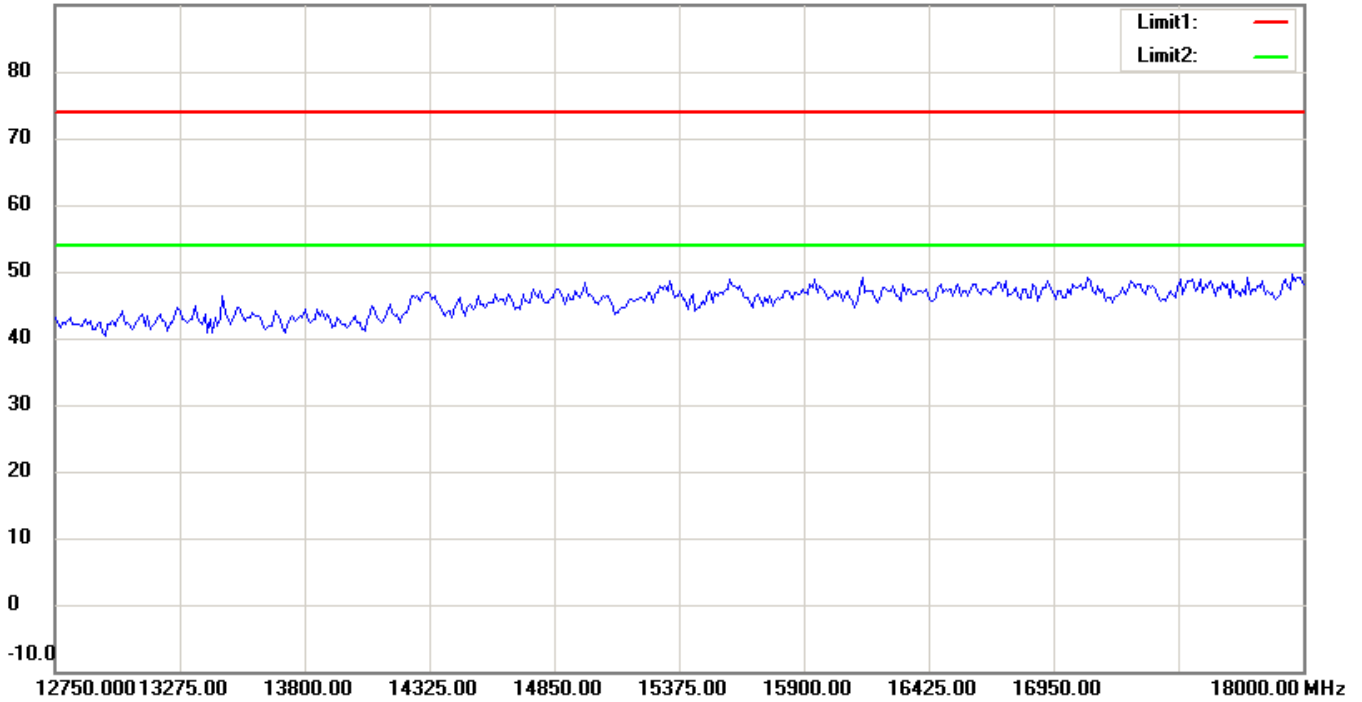


Worldwide Testing Services(Taiwan) Co., Ltd.

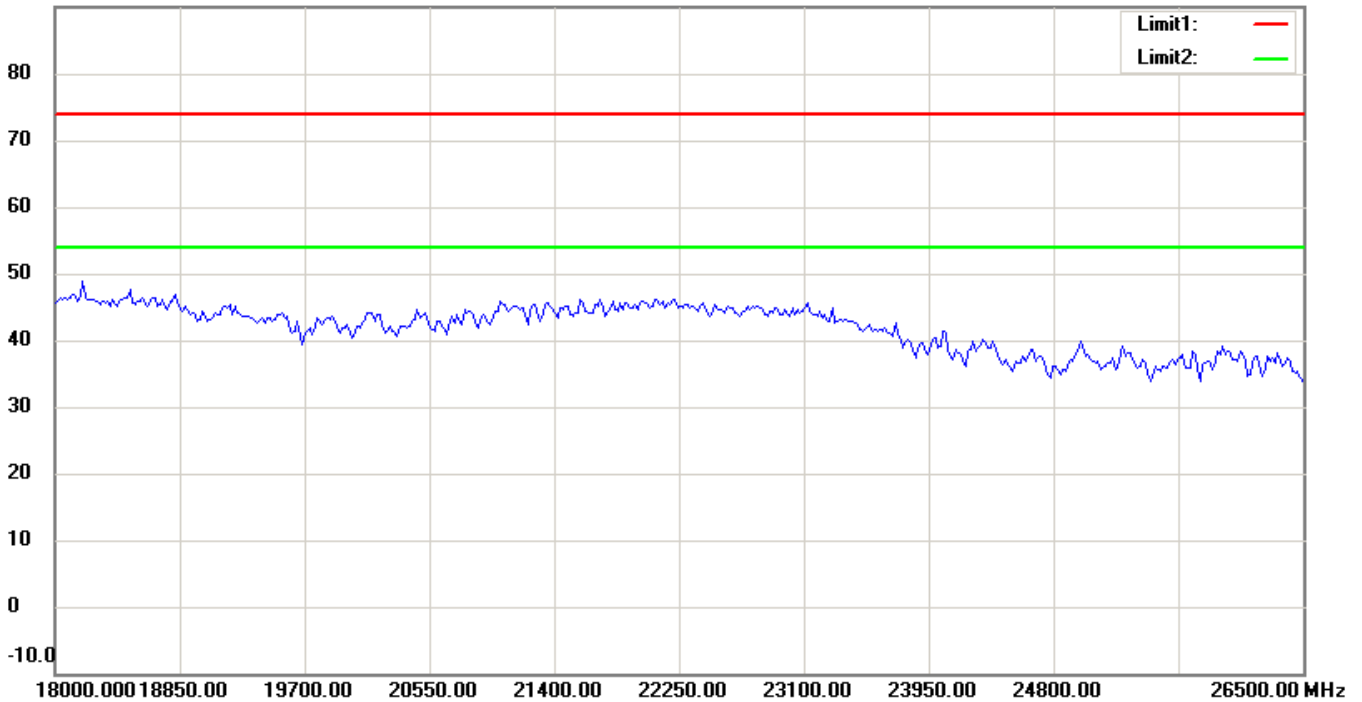
Registration number: W6M21208-12670-C-1

FCC ID: YV8-DA2131-V1

90.0 dBuV/m



90.0 dBuV/m



Up Line: Peak Limit Line Down Line: Ave Limit Line

Note:

1. The attached measurement plots are preliminarily pre-scanned with peak detector for determining the final checking frequencies and are for reference only.
2. The some frequencies may exceed the limit line without the specified detectors, but that cannot present the results are failed to the specification of test standard.
3. For corrected test results are listed in the relevant table of radiated test data of this test report.

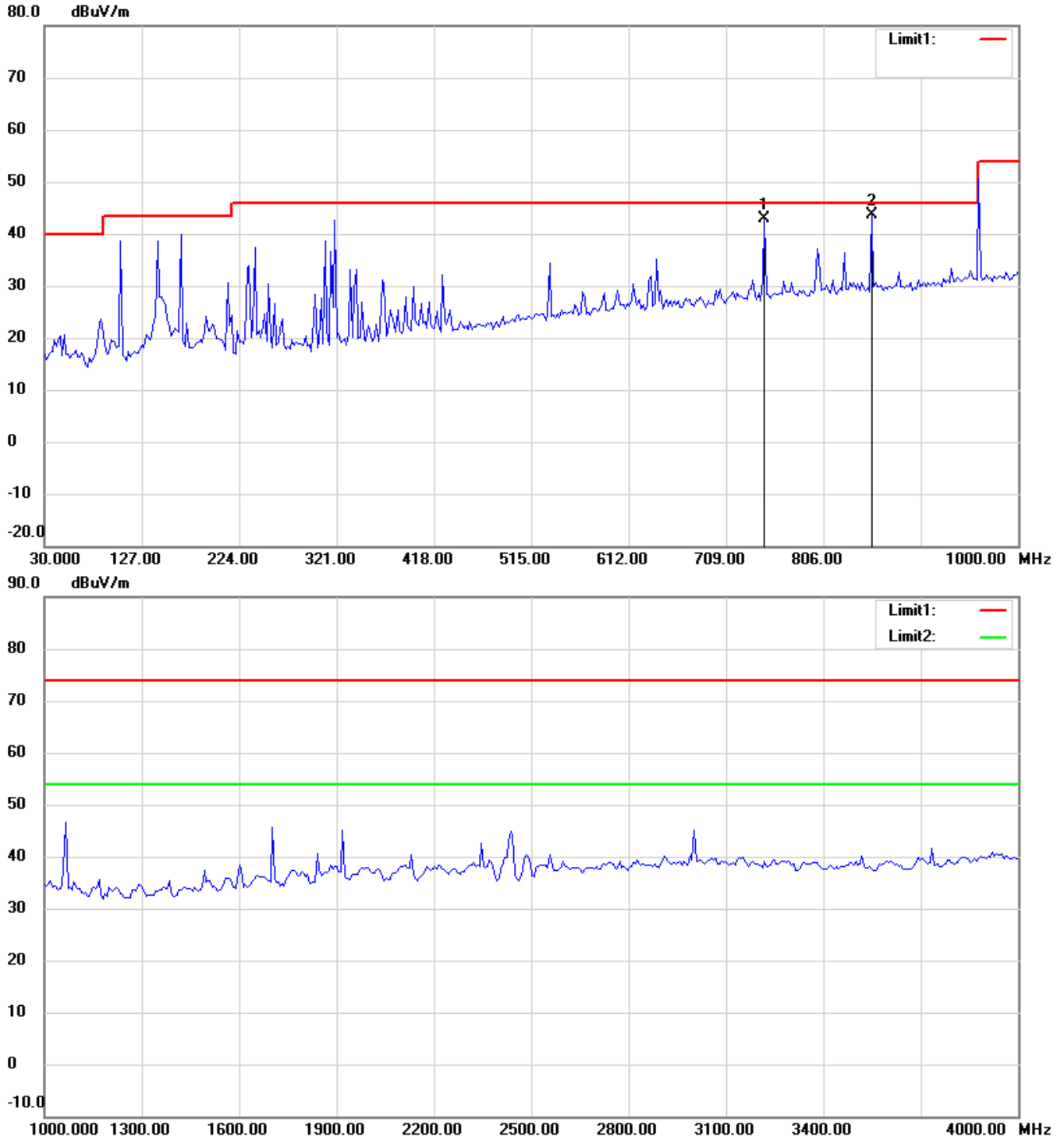


Registration number: W6M21208-12670-C-1

FCC ID: YV8-DA2131-V1

802.11b CH6

Antenna Polarization H



Up Line: Peak Limit Line Down Line: Ave Limit Line

Note:

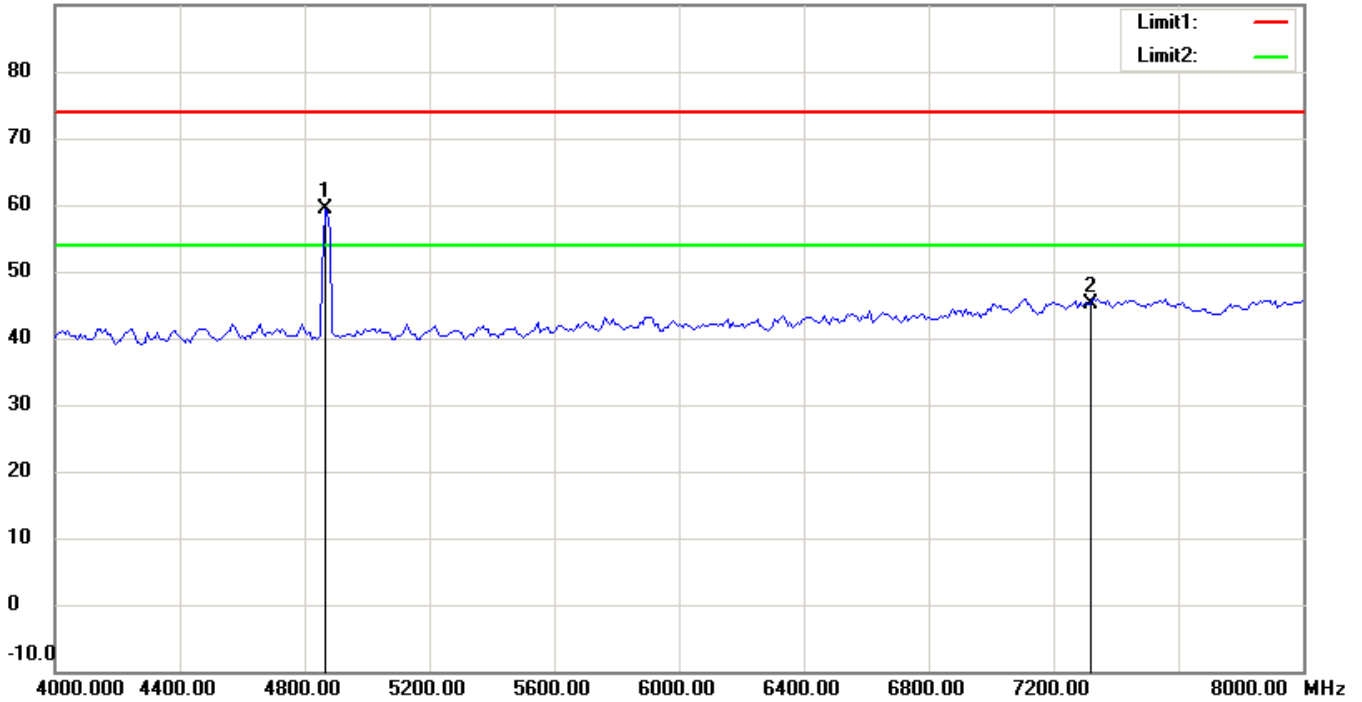
1. The attached measurement plots are preliminarily pre-scanned with peak detector for determining the final checking frequencies and are for reference only.
2. The some frequencies may exceed the limit line without the specified detectors, but that cannot present the results are failed to the specification of test standard.
3. For corrected test results are listed in the relevant table of radiated test data of this test report.



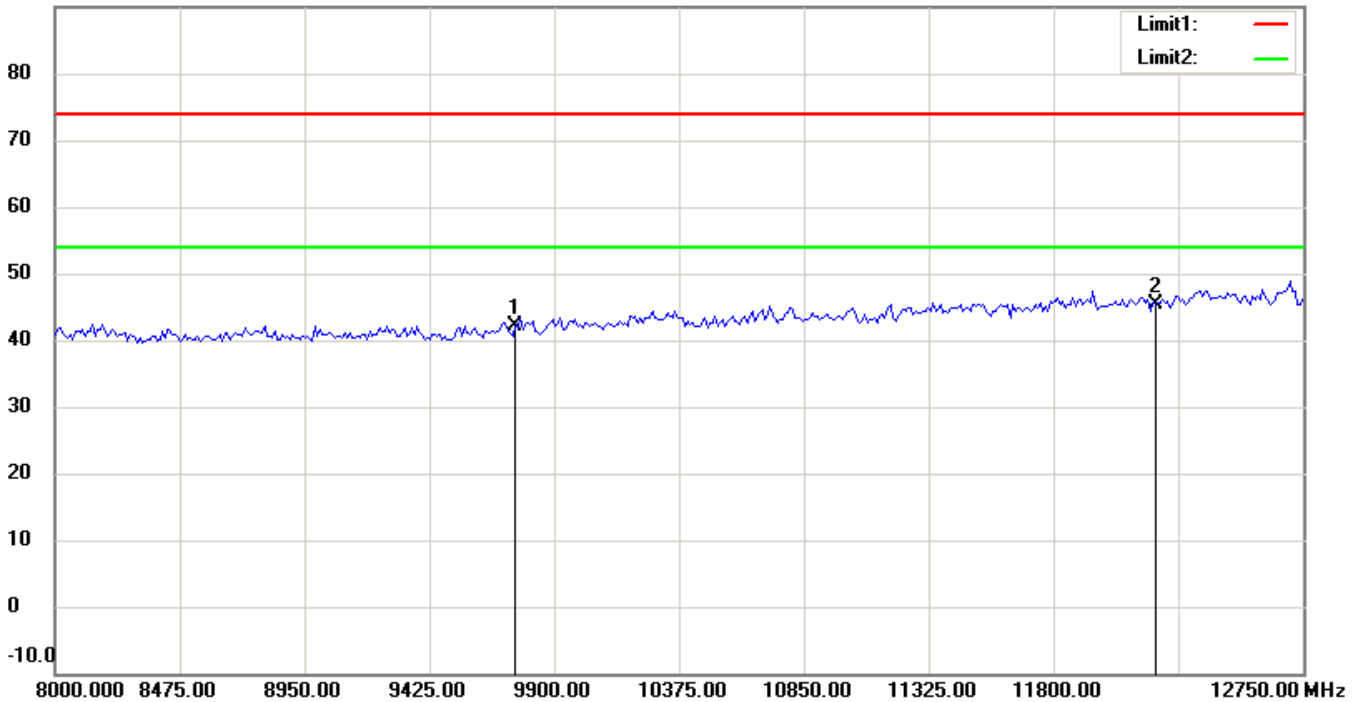
Registration number: W6M21208-12670-C-1

FCC ID: YV8-DA2131-V1

90.0 dBuV/m



90.0 dBuV/m



Up Line: Peak Limit Line Down Line: Ave Limit Line

Note:

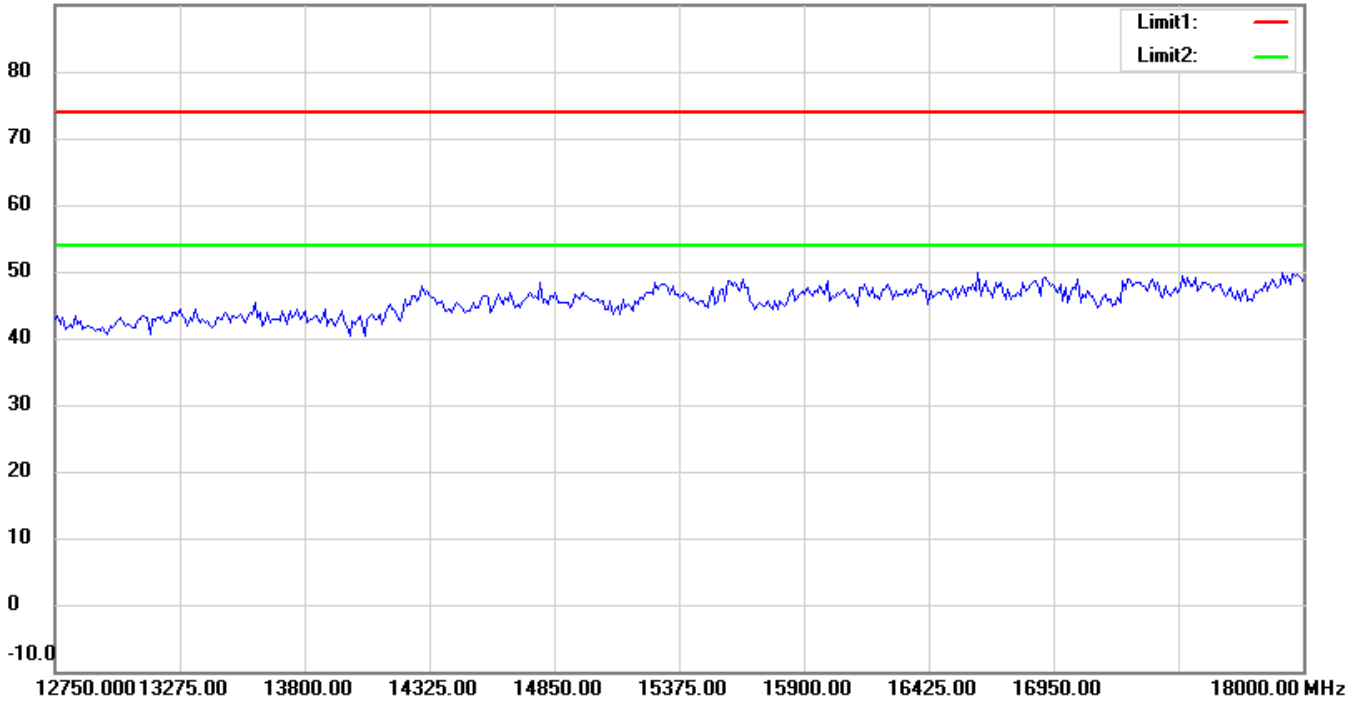
1. The attached measurement plots are preliminarily pre-scanned with peak detector for determining the final checking frequencies and are for reference only.
2. The some frequencies may exceed the limit line without the specified detectors, but that cannot present the results are failed to the specification of test standard.
3. For corrected test results are listed in the relevant table of radiated test data of this test report.



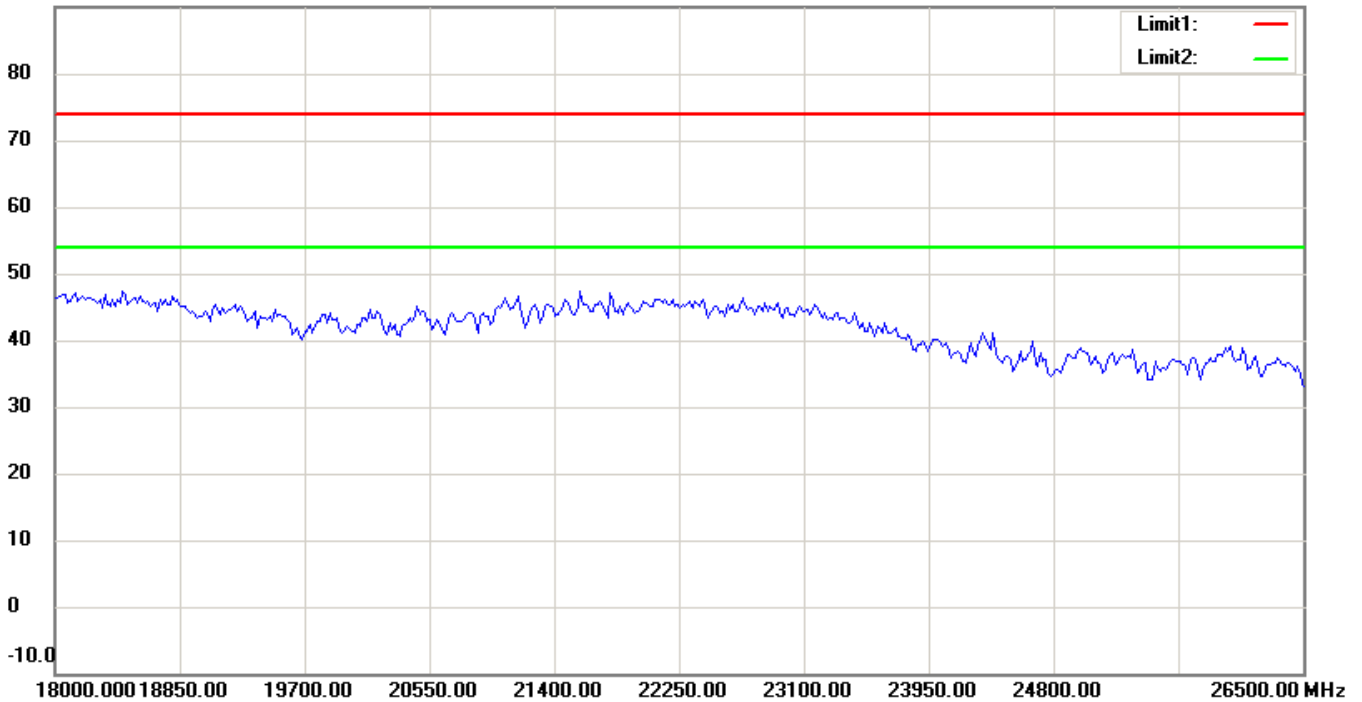
Registration number: W6M21208-12670-C-1

FCC ID: YV8-DA2131-V1

90.0 dBuV/m



90.0 dBuV/m



Up Line: Peak Limit Line Down Line: Ave Limit Line

Note:

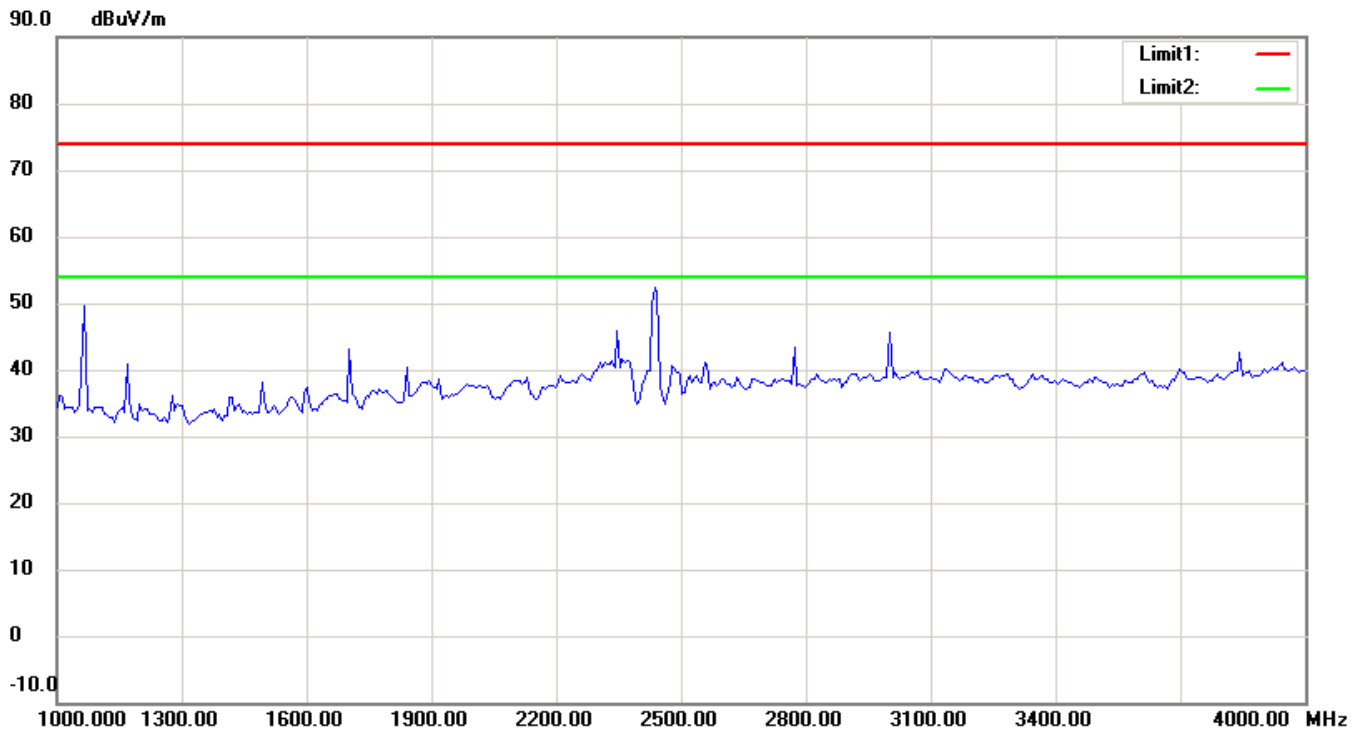
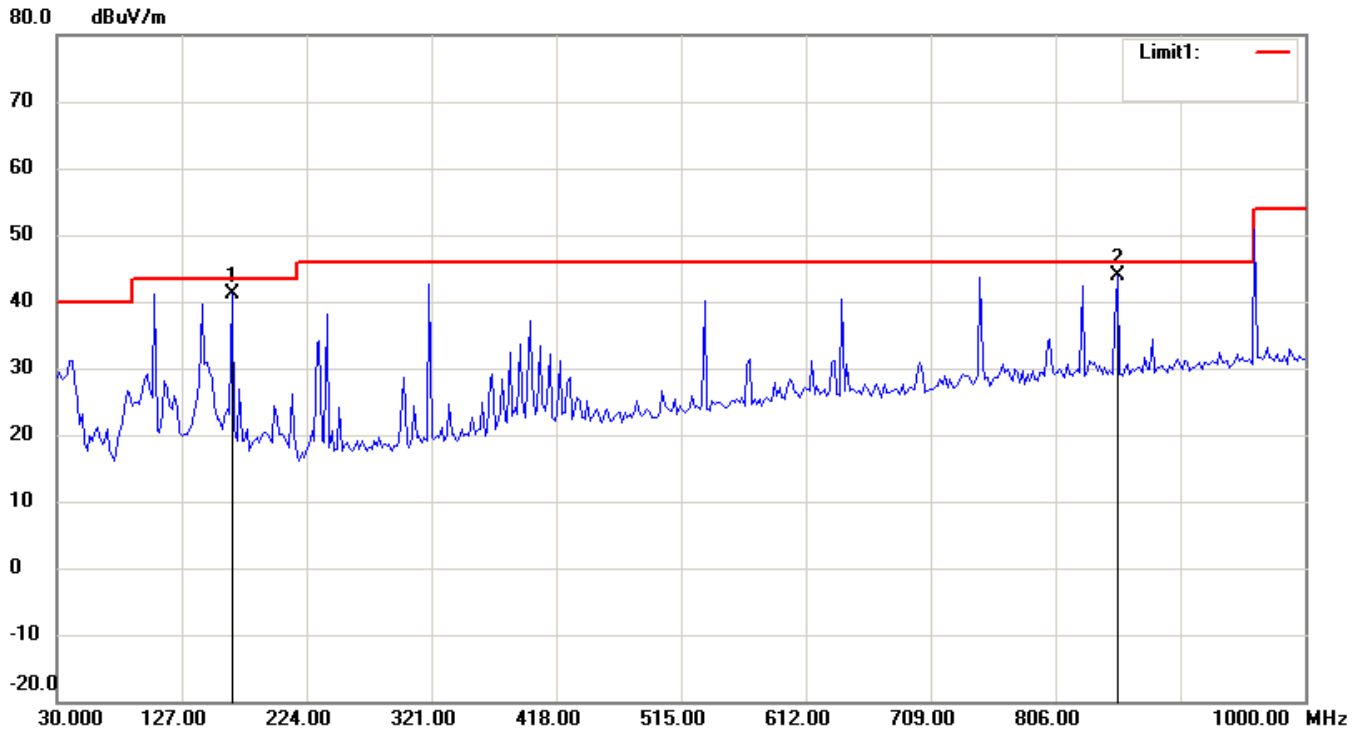
1. The attached measurement plots are preliminarily pre-scanned with peak detector for determining the final checking frequencies and are for reference only.
2. The some frequencies may exceed the limit line without the specified detectors, but that cannot present the results are failed to the specification of test standard.
3. For corrected test results are listed in the relevant table of radiated test data of this test report.



Registration number: W6M21208-12670-C-1

FCC ID: YV8-DA2131-V1

Antenna Polarization V



Up Line: Peak Limit Line Down Line: Ave Limit Line

Note:

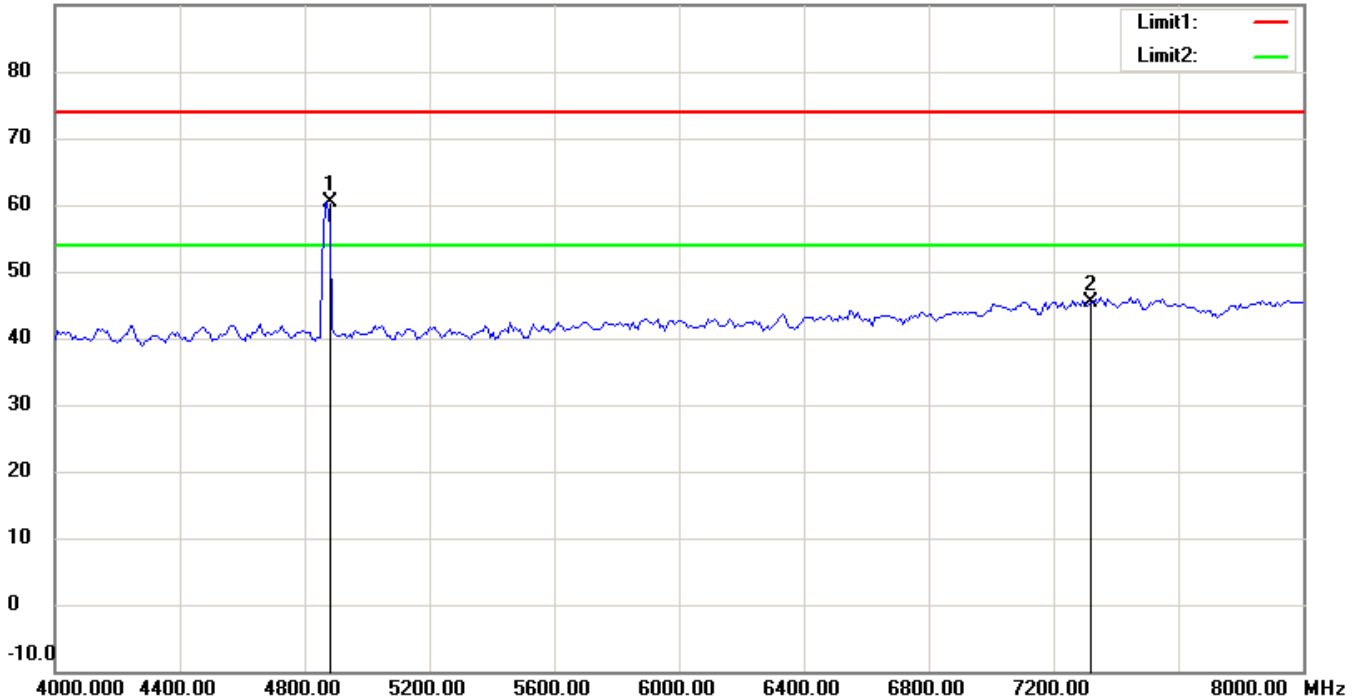
1. The attached measurement plots are preliminarily pre-scanned with peak detector for determining the final checking frequencies and are for reference only.
2. The some frequencies may exceed the limit line without the specified detectors, but that cannot present the results are failed to the specification of test standard.
3. For corrected test results are listed in the relevant table of radiated test data of this test report.



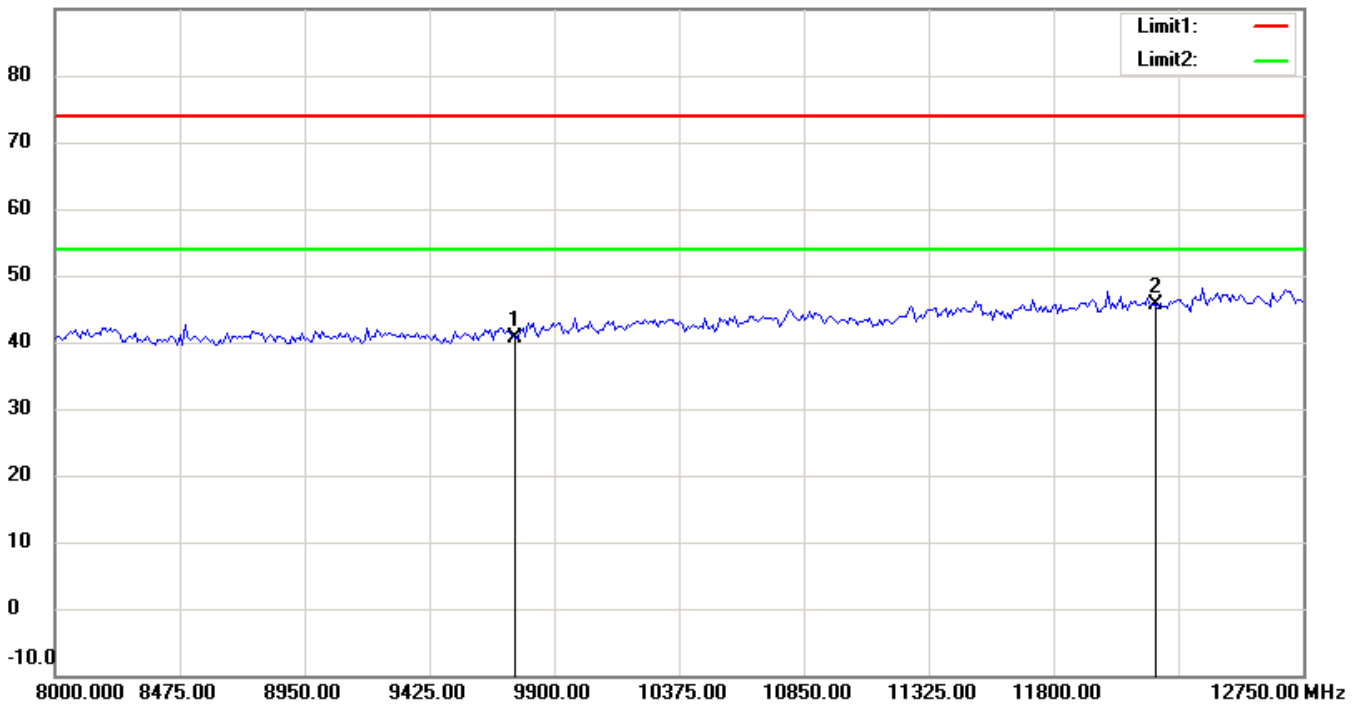
Registration number: W6M21208-12670-C-1

FCC ID: YV8-DA2131-V1

90.0 dBuV/m



90.0 dBuV/m



Up Line: Peak Limit Line Down Line: Ave Limit Line

Note:

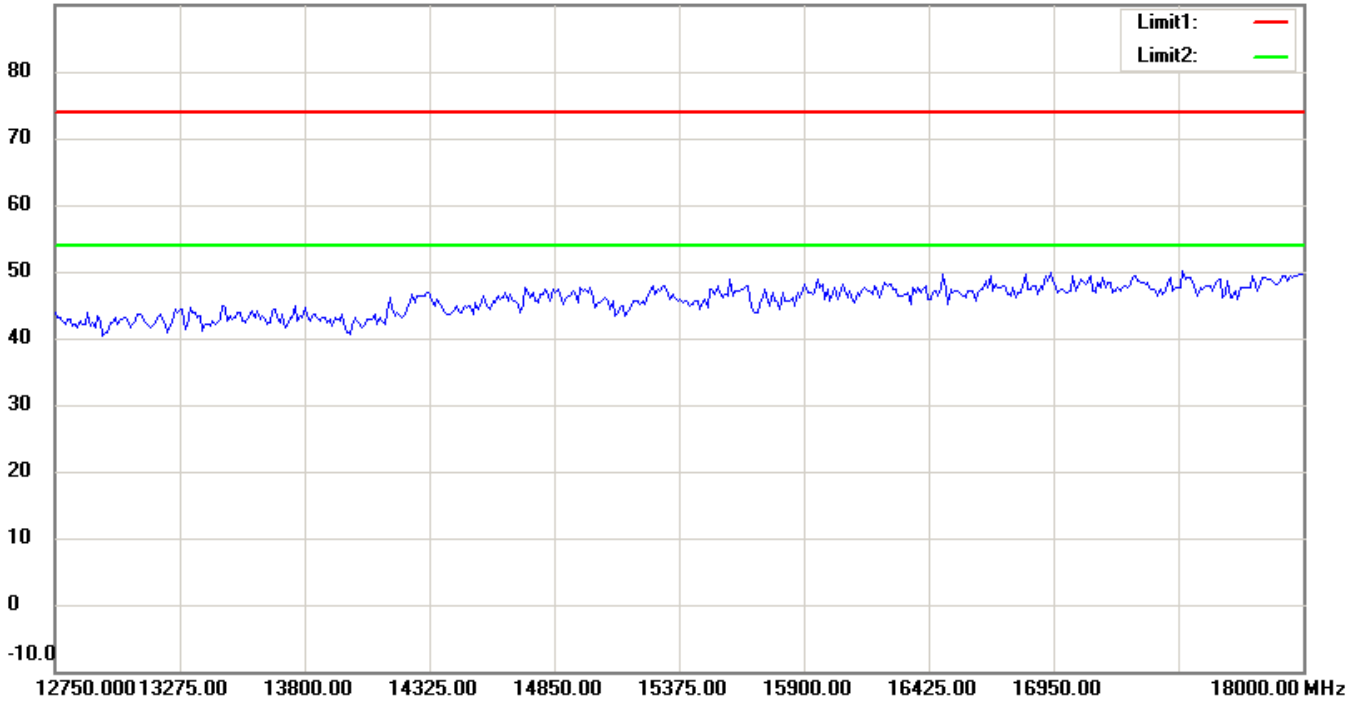
1. The attached measurement plots are preliminarily pre-scanned with peak detector for determining the final checking frequencies and are for reference only.
2. The some frequencies may exceed the limit line without the specified detectors, but that cannot present the results are failed to the specification of test standard.
3. For corrected test results are listed in the relevant table of radiated test data of this test report.



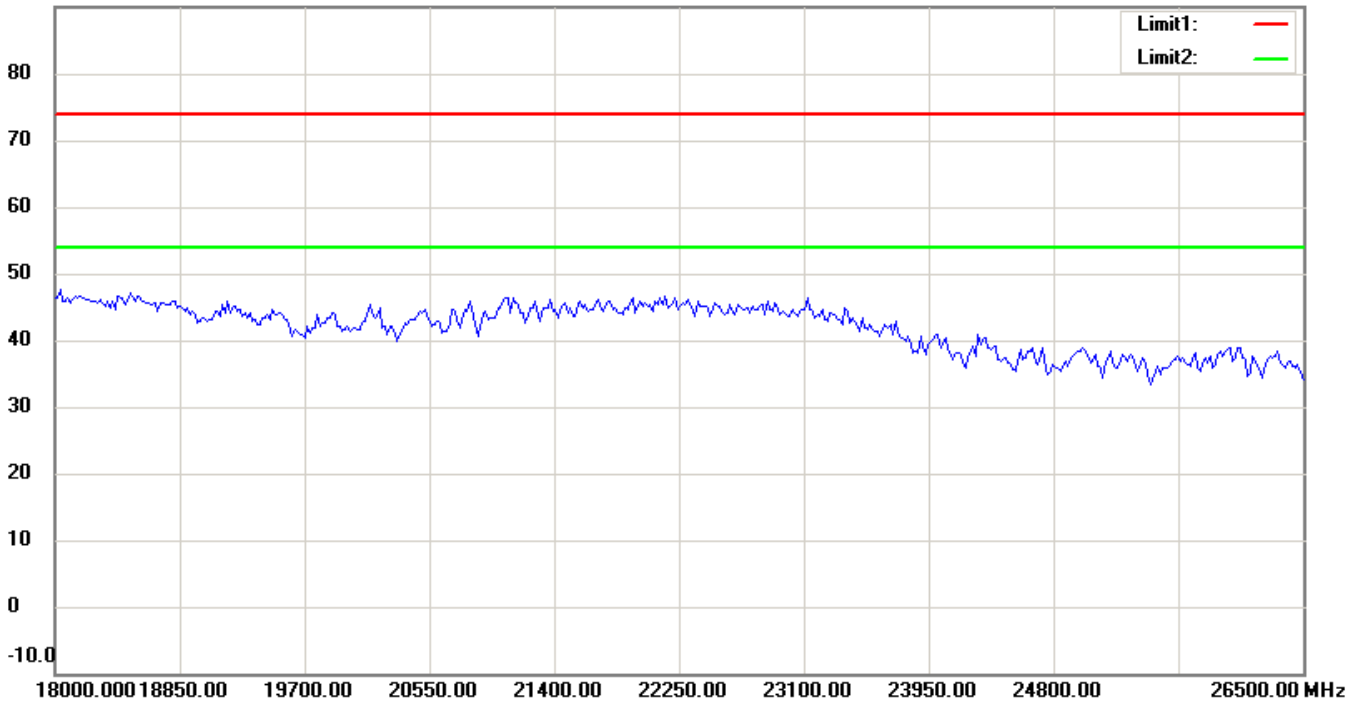
Registration number: W6M21208-12670-C-1

FCC ID: YV8-DA2131-V1

90.0 dBuV/m




90.0 dBuV/m



Up Line: Peak Limit Line Down Line: Ave Limit Line

Note:

1. The attached measurement plots are preliminarily pre-scanned with peak detector for determining the final checking frequencies and are for reference only.
2. The some frequencies may exceed the limit line without the specified detectors, but that cannot present the results are failed to the specification of test standard.
3. For corrected test results are listed in the relevant table of radiated test data of this test report.

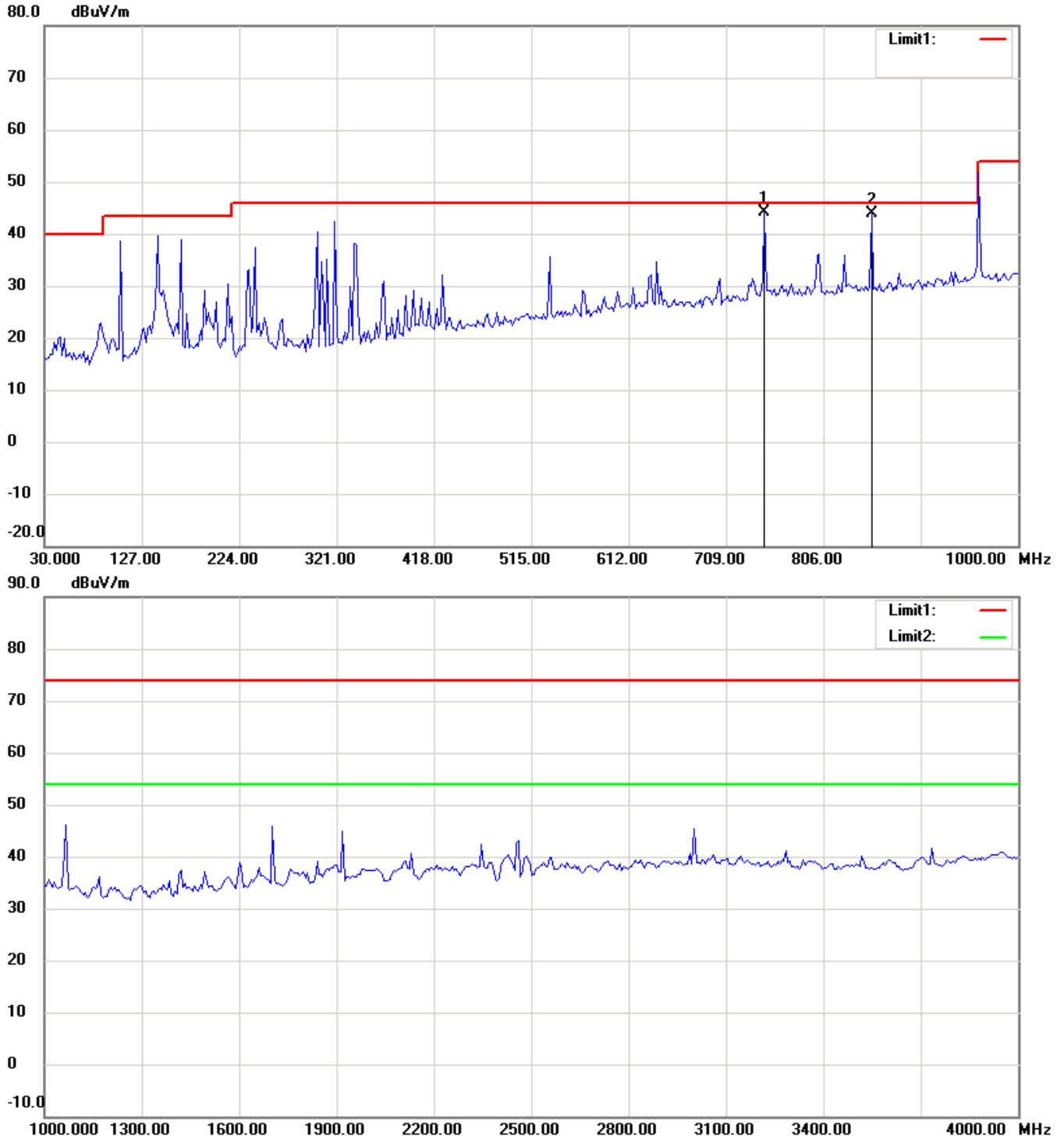


Registration number: W6M21208-12670-C-1

FCC ID: YV8-DA2131-V1

802.11b CH11

Antenna Polarization H



Up Line: Peak Limit Line Down Line: Ave Limit Line

Note:

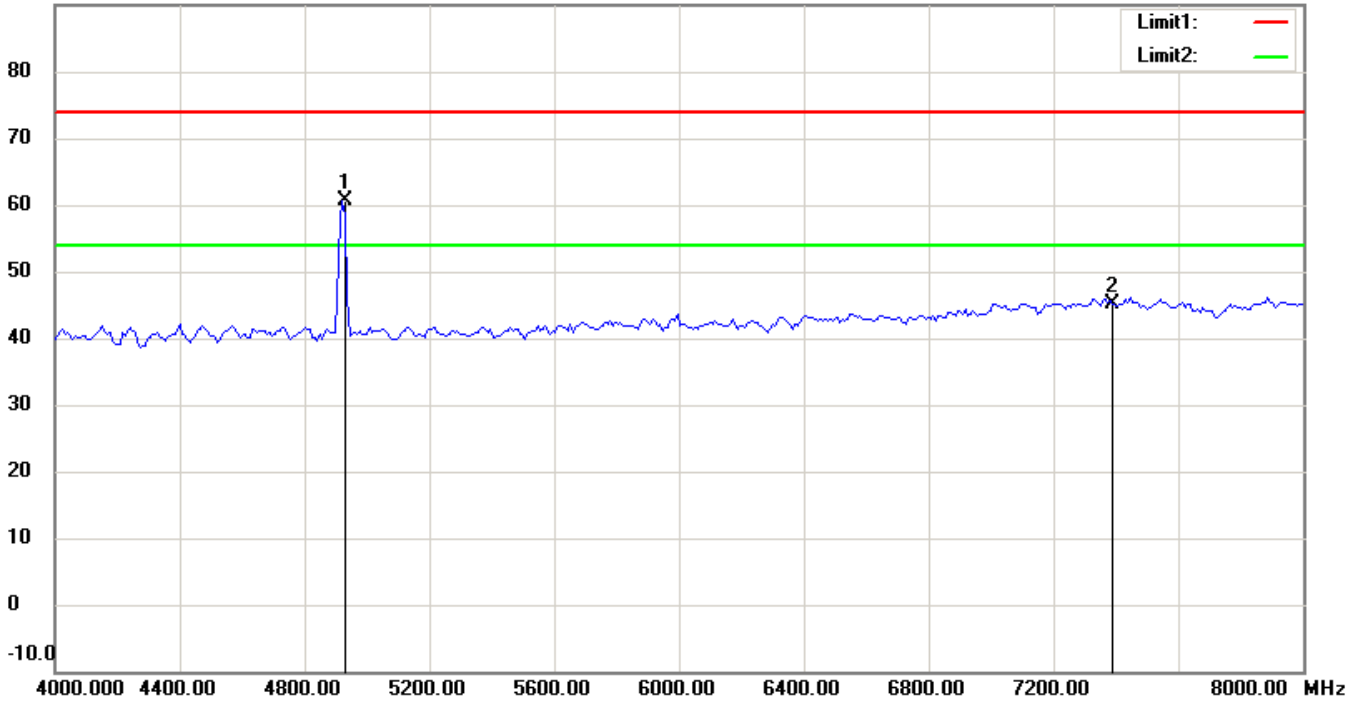
1. The attached measurement plots are preliminarily pre-scanned with peak detector for determining the final checking frequencies and are for reference only.
2. The some frequencies may exceed the limit line without the specified detectors, but that cannot present the results are failed to the specification of test standard.
3. For corrected test results are listed in the relevant table of radiated test data of this test report.



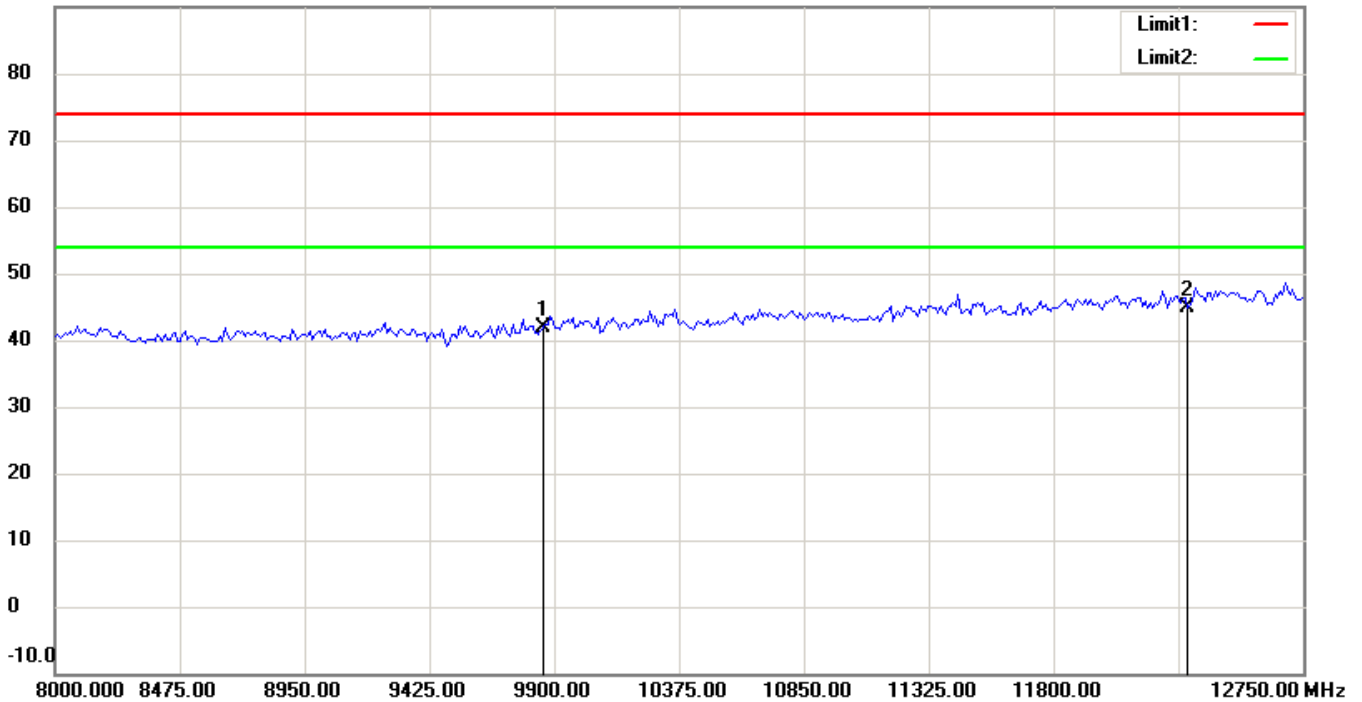
Registration number: W6M21208-12670-C-1

FCC ID: YV8-DA2131-V1

90.0 dBuV/m



90.0 dBuV/m



Up Line: Peak Limit Line Down Line: Ave Limit Line

Note:

1. The attached measurement plots are preliminarily pre-scanned with peak detector for determining the final checking frequencies and are for reference only.
2. The some frequencies may exceed the limit line without the specified detectors, but that cannot present the results are failed to the specification of test standard.
3. For corrected test results are listed in the relevant table of radiated test data of this test report.

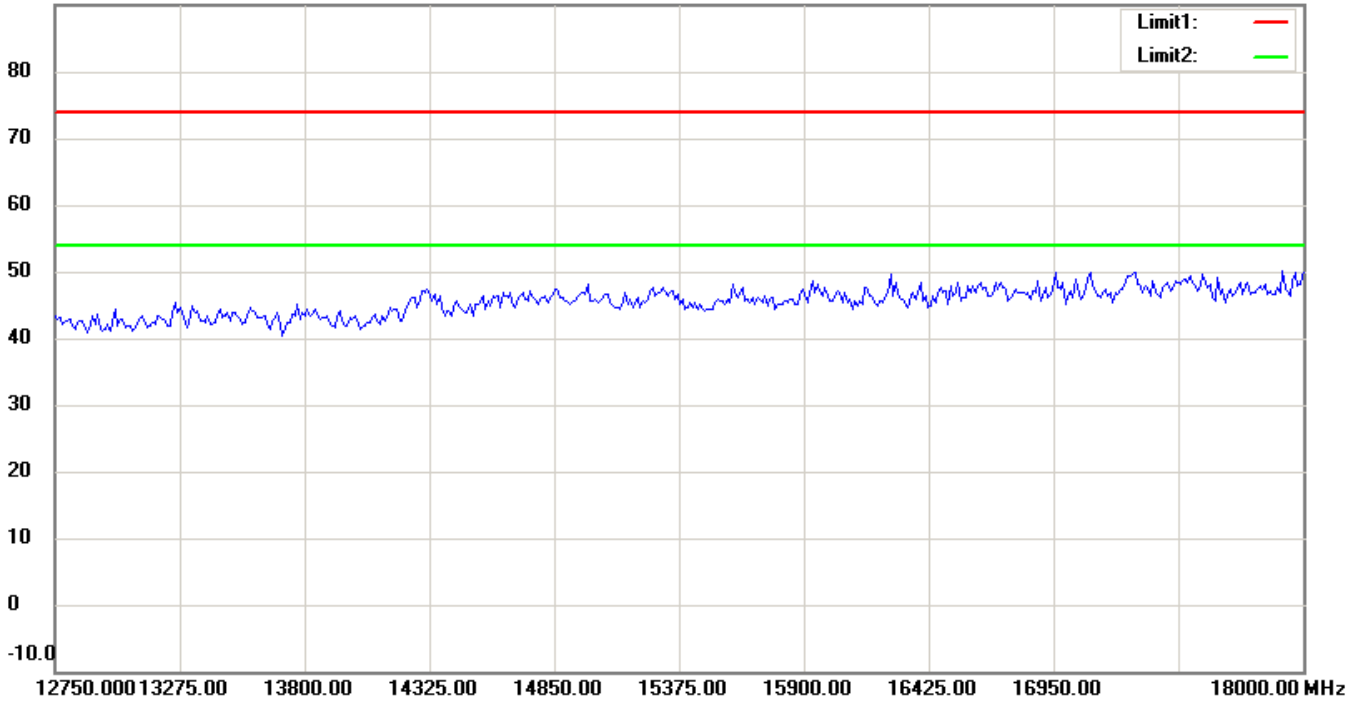


Worldwide Testing Services(Taiwan) Co., Ltd.

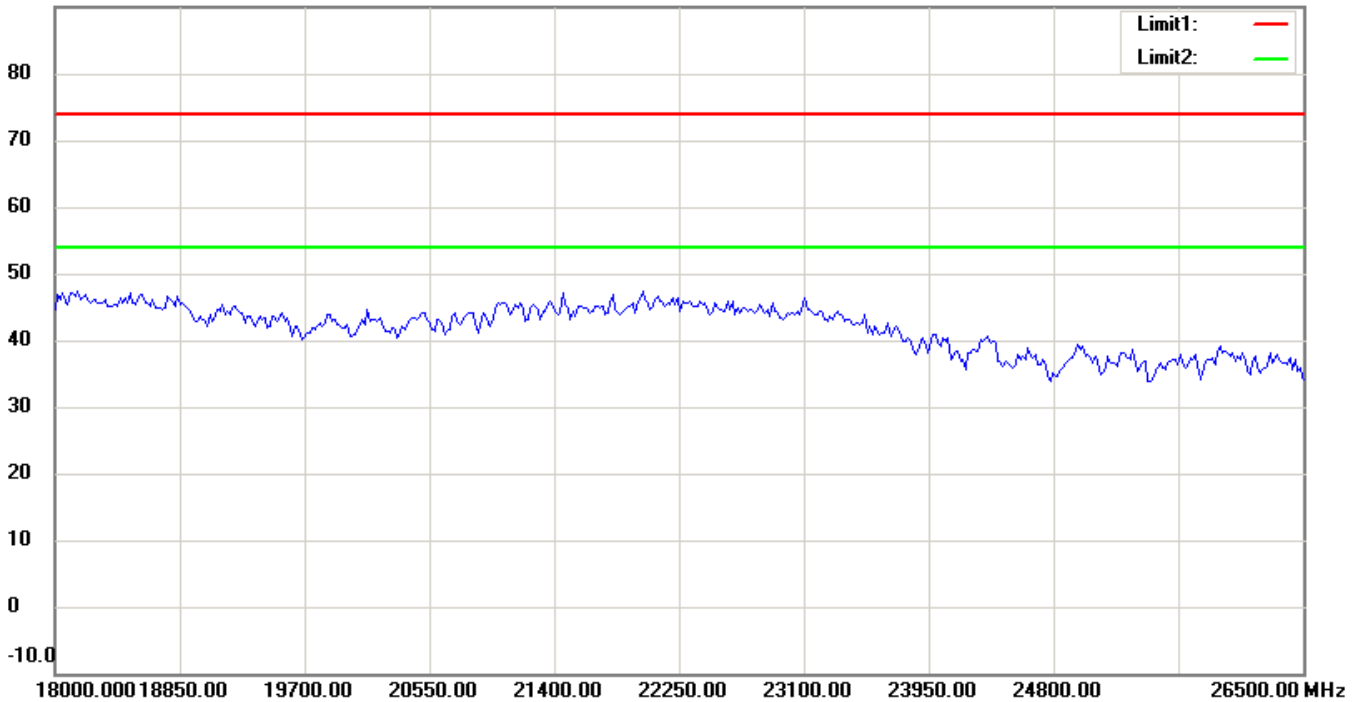
Registration number: W6M21208-12670-C-1

FCC ID: YV8-DA2131-V1

90.0 dBuV/m



90.0 dBuV/m



Up Line: Peak Limit Line Down Line: Ave Limit Line

Note:

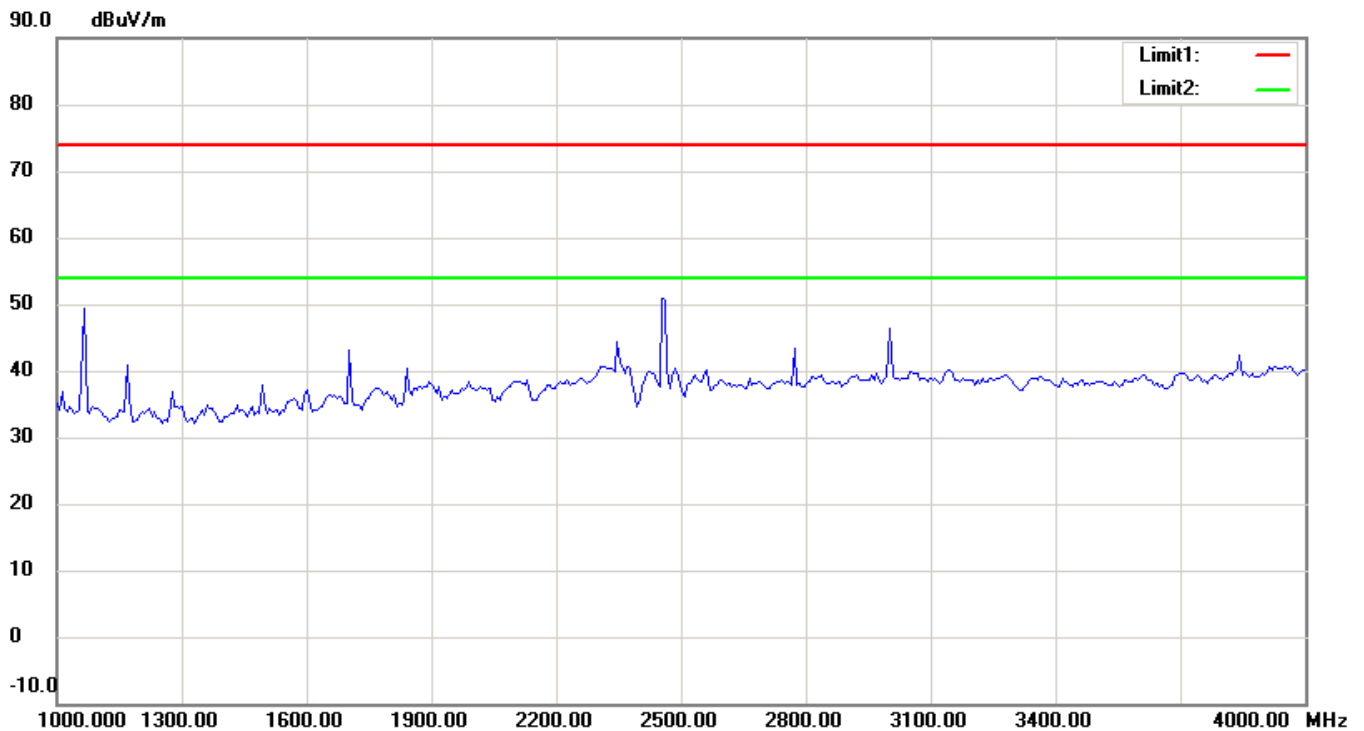
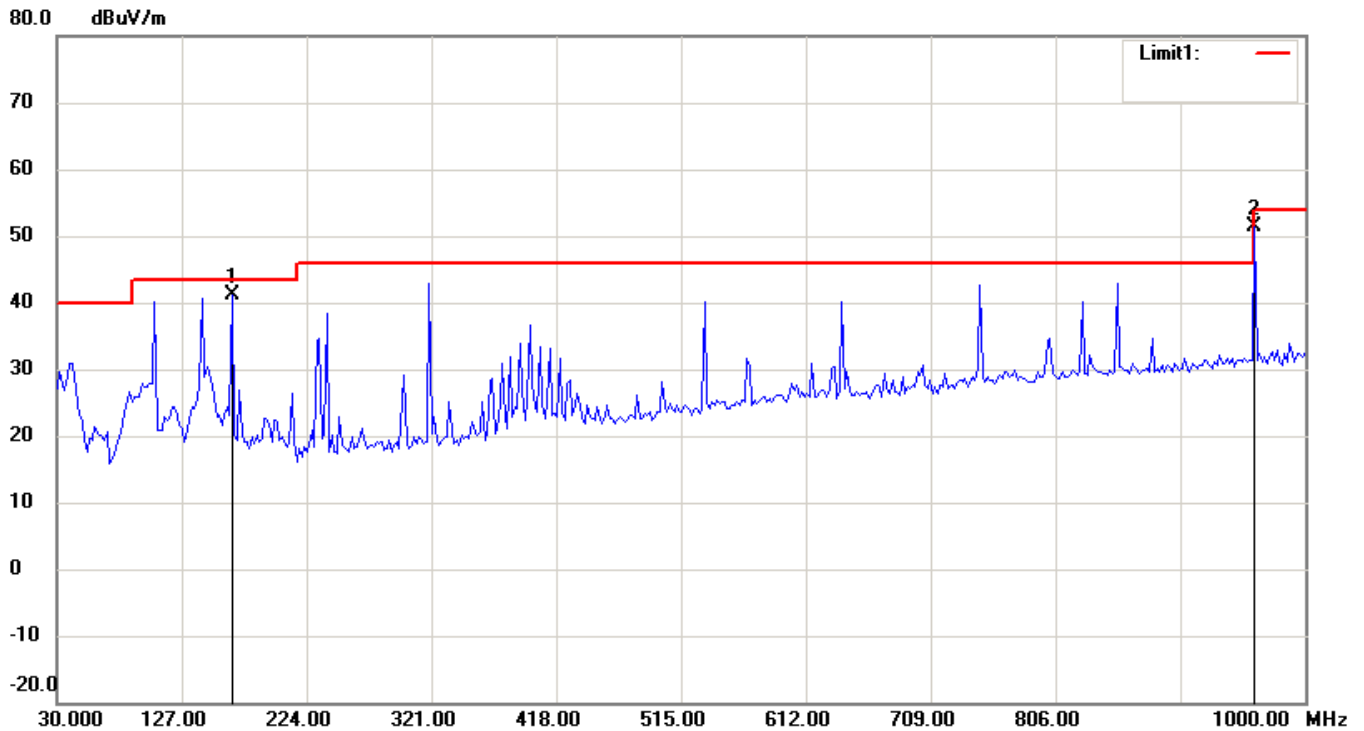
1. The attached measurement plots are preliminarily pre-scanned with peak detector for determining the final checking frequencies and are for reference only.
2. The some frequencies may exceed the limit line without the specified detectors, but that cannot present the results are failed to the specification of test standard.
3. For corrected test results are listed in the relevant table of radiated test data of this test report.



Registration number: W6M21208-12670-C-1

FCC ID: YV8-DA2131-V1

Antenna Polarization V



Up Line: Peak Limit Line Down Line: Ave Limit Line

Note:

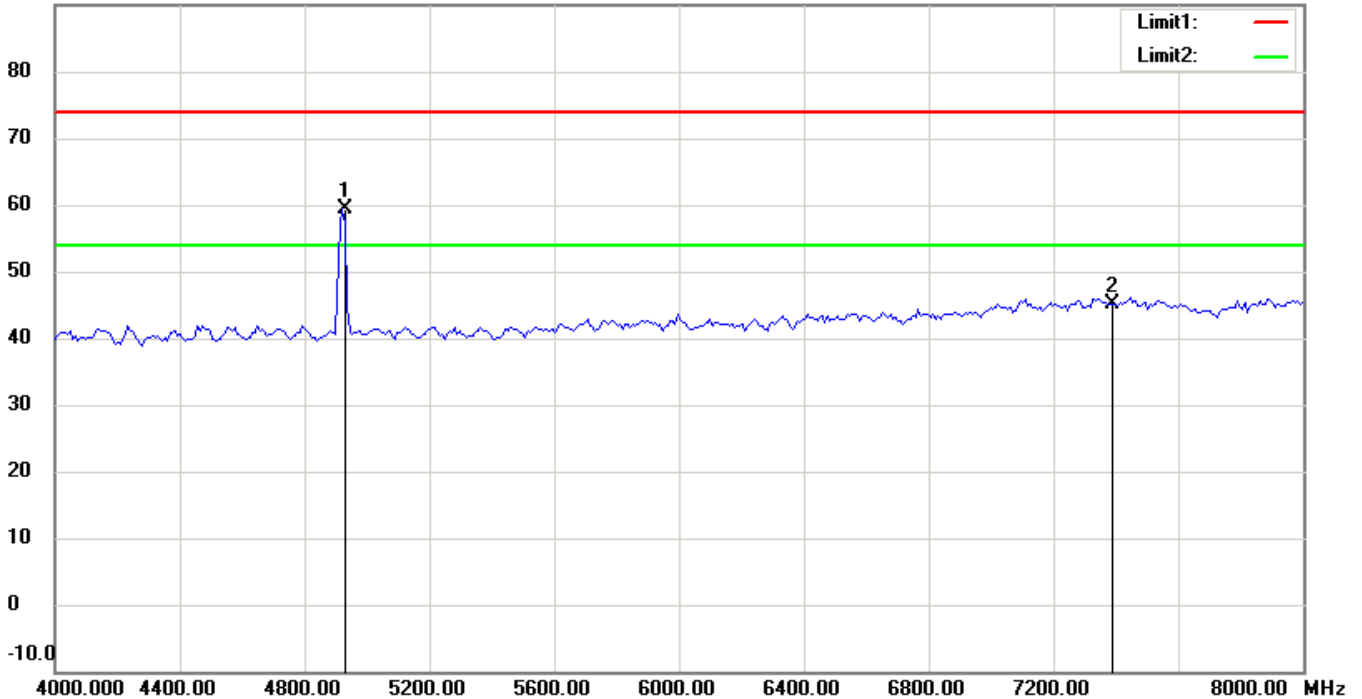
1. The attached measurement plots are preliminarily pre-scanned with peak detector for determining the final checking frequencies and are for reference only.
2. The some frequencies may exceed the limit line without the specified detectors, but that cannot present the results are failed to the specification of test standard.
3. For corrected test results are listed in the relevant table of radiated test data of this test report.



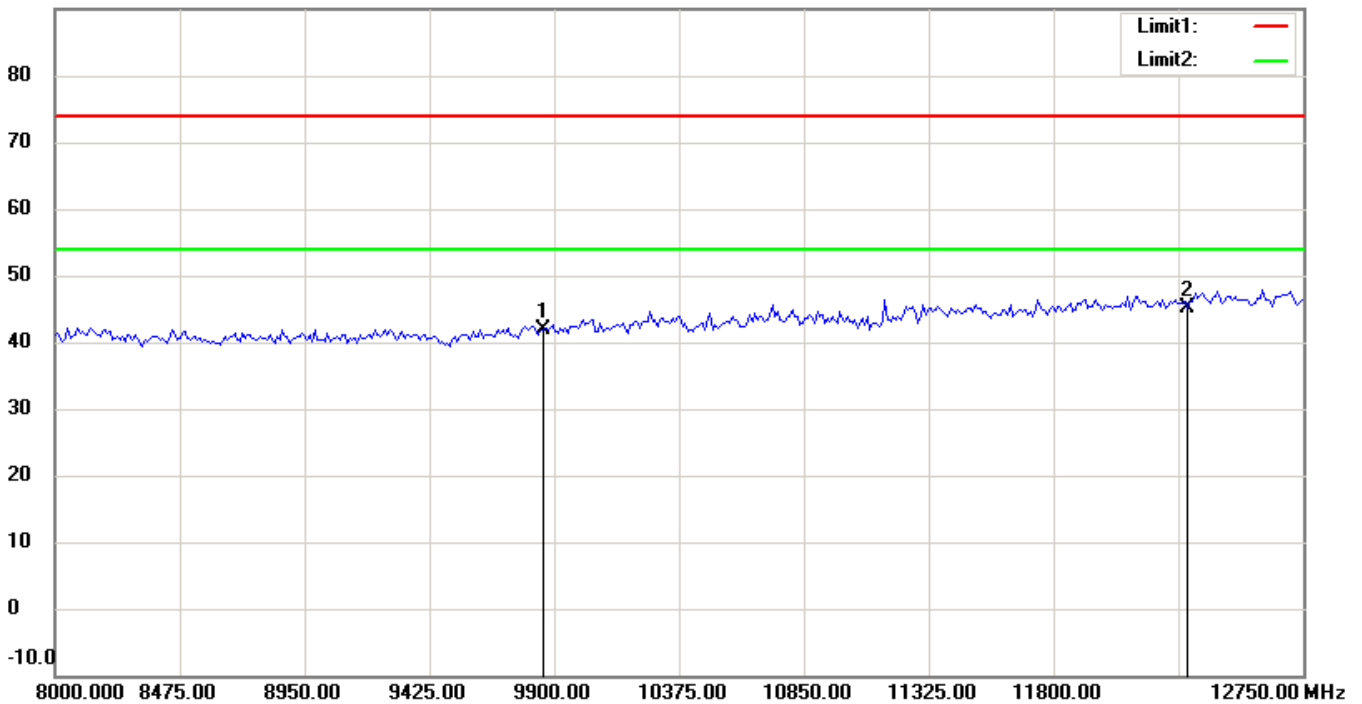
Registration number: W6M21208-12670-C-1

FCC ID: YV8-DA2131-V1

90.0 dBuV/m



90.0 dBuV/m



Up Line: Peak Limit Line Down Line: Ave Limit Line

Note:

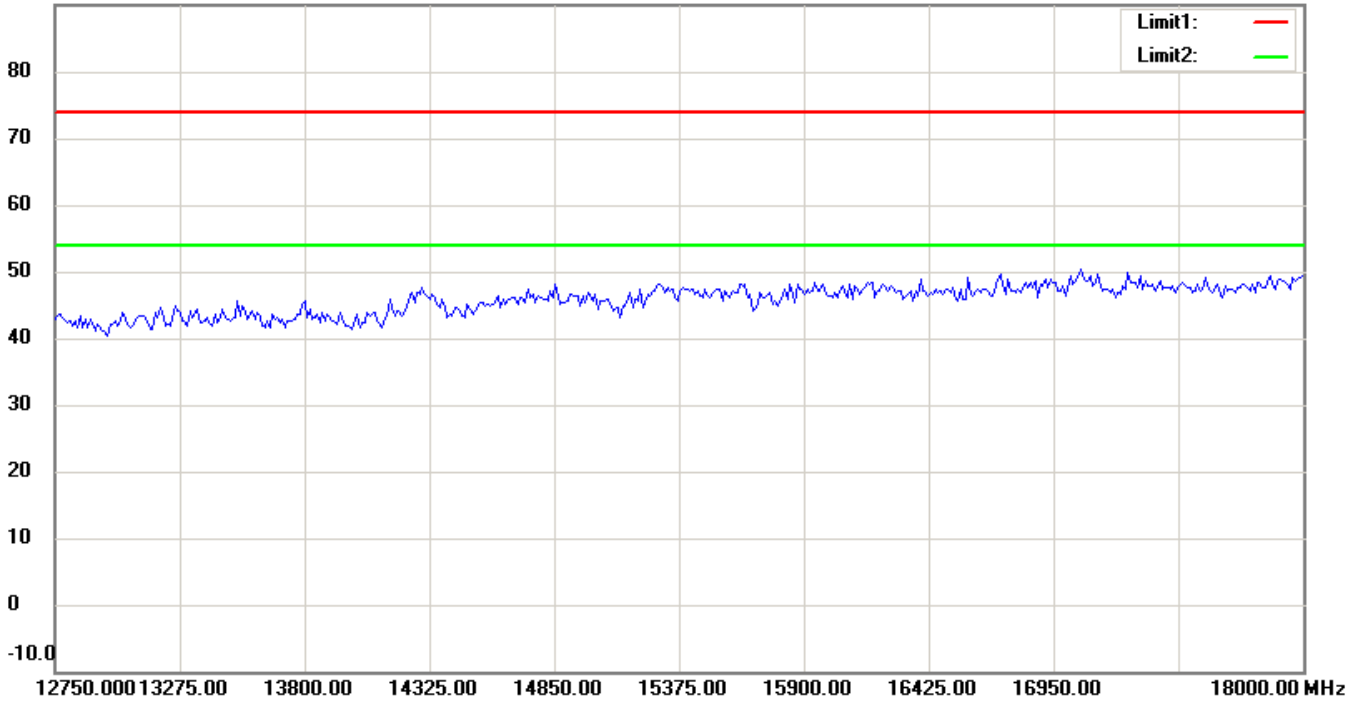
1. The attached measurement plots are preliminarily pre-scanned with peak detector for determining the final checking frequencies and are for reference only.
2. The some frequencies may exceed the limit line without the specified detectors, but that cannot present the results are failed to the specification of test standard.
3. For corrected test results are listed in the relevant table of radiated test data of this test report.



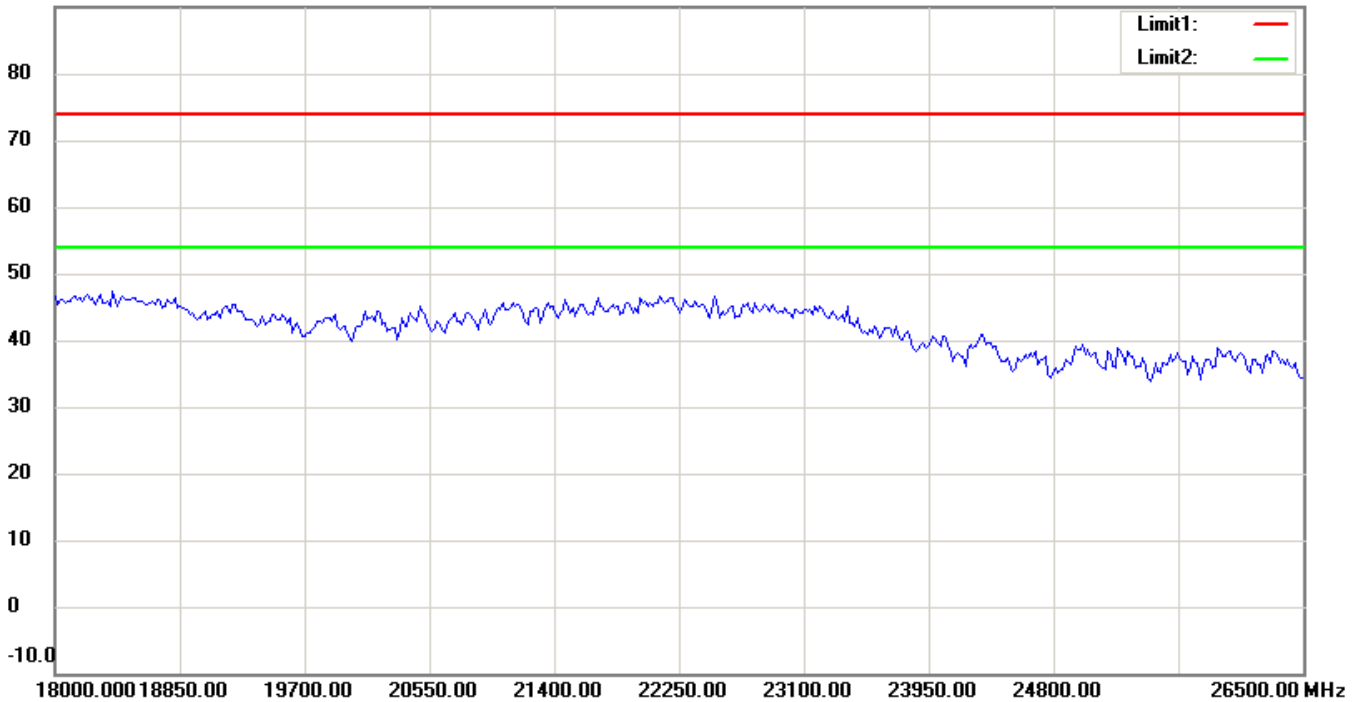
Registration number: W6M21208-12670-C-1

FCC ID: YV8-DA2131-V1

90.0 dBuV/m



90.0 dBuV/m



Up Line: Peak Limit Line Down Line: Ave Limit Line

Note:

1. The attached measurement plots are preliminarily pre-scanned with peak detector for determining the final checking frequencies and are for reference only.
2. The some frequencies may exceed the limit line without the specified detectors, but that cannot present the results are failed to the specification of test standard.
3. For corrected test results are listed in the relevant table of radiated test data of this test report.

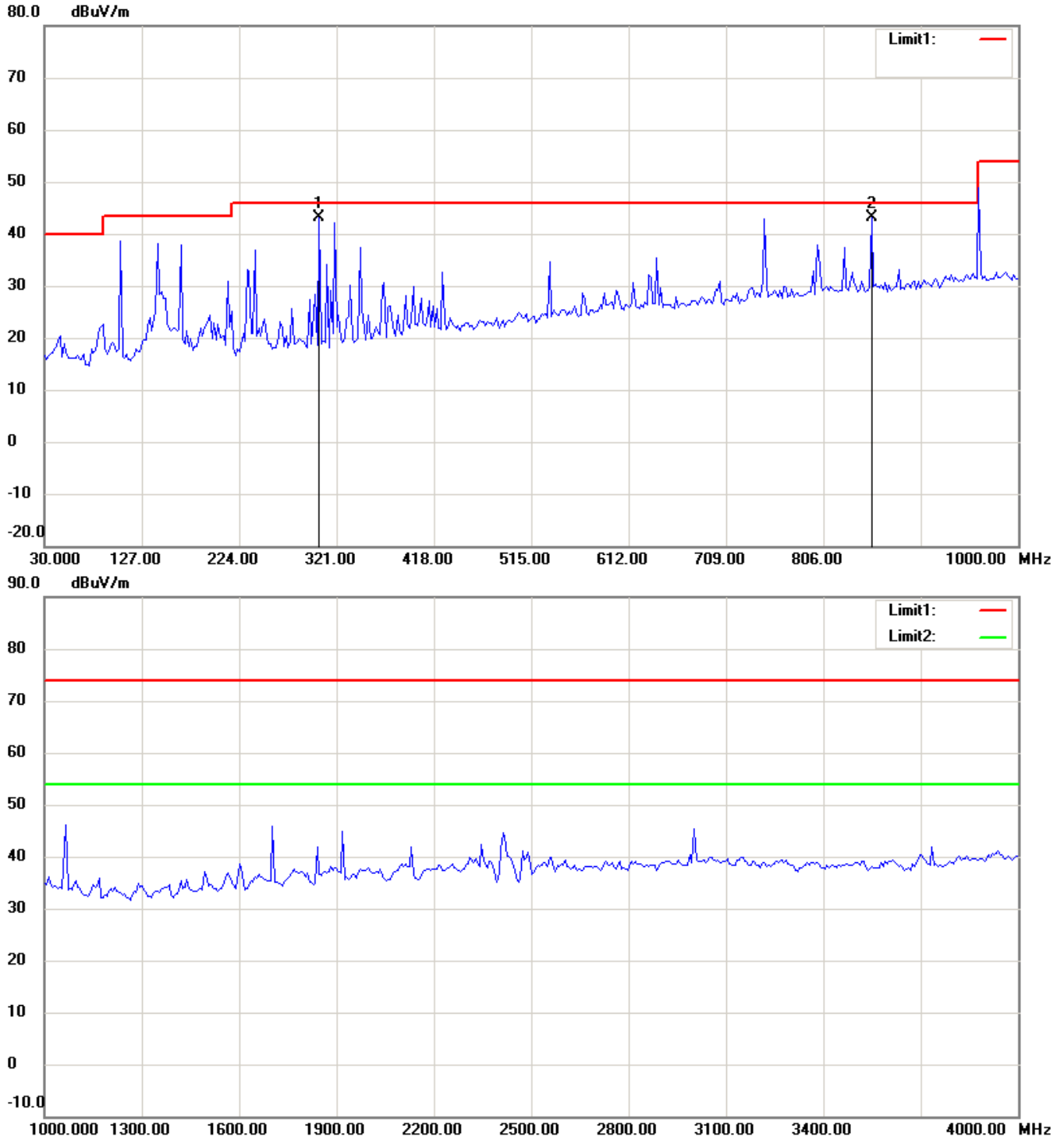


Registration number: W6M21208-12670-C-1

FCC ID: YV8-DA2131-V1

802.11g CH1

Antenna Polarization H



Up Line: Peak Limit Line Down Line: Ave Limit Line

Note:

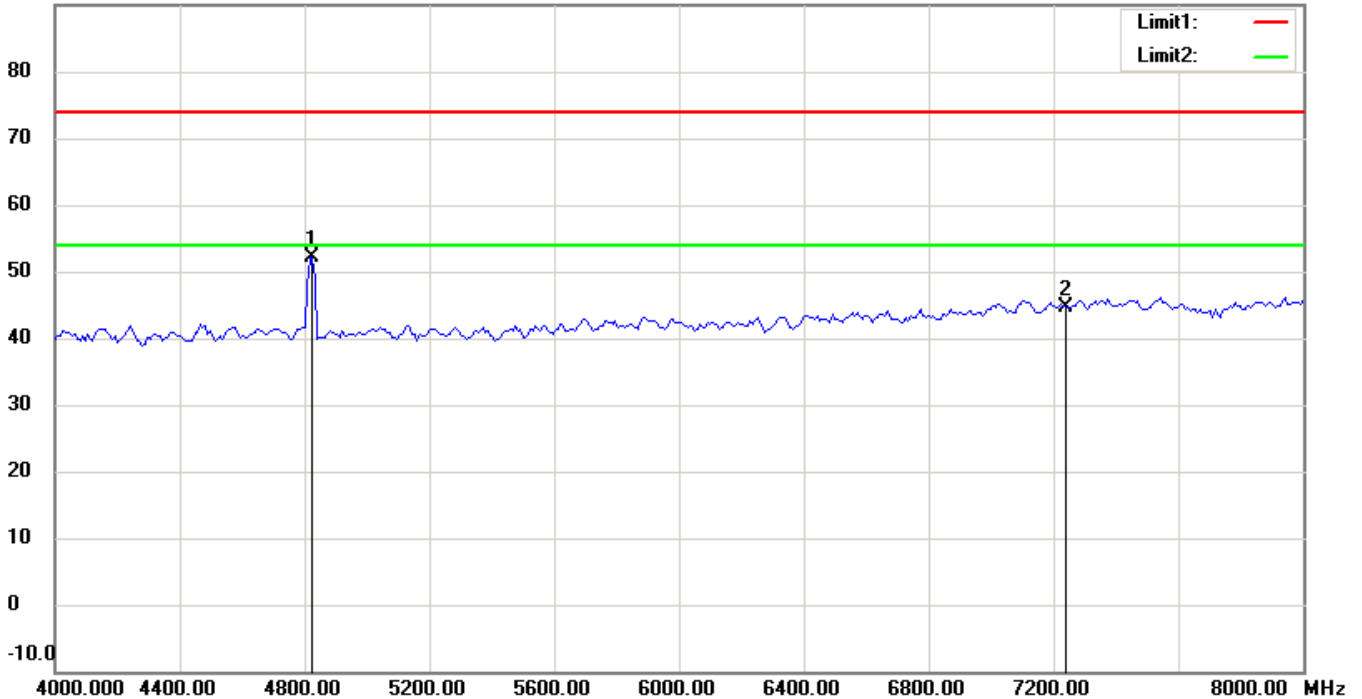
1. The attached measurement plots are preliminarily pre-scanned with peak detector for determining the final checking frequencies and are for reference only.
2. The some frequencies may exceed the limit line without the specified detectors, but that cannot present the results are failed to the specification of test standard.
3. For corrected test results are listed in the relevant table of radiated test data of this test report.



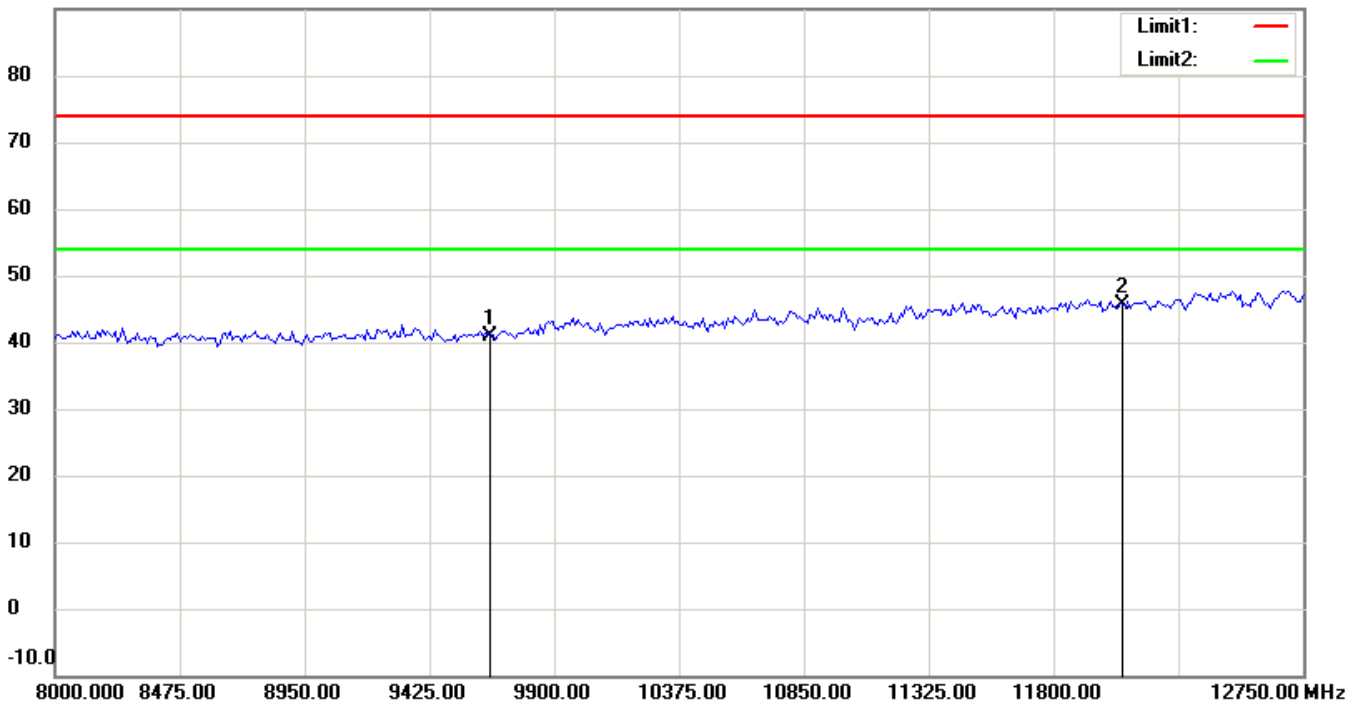
Registration number: W6M21208-12670-C-1

FCC ID: YV8-DA2131-V1

90.0 dBuV/m



90.0 dBuV/m



Up Line: Peak Limit Line Down Line: Ave Limit Line

Note:

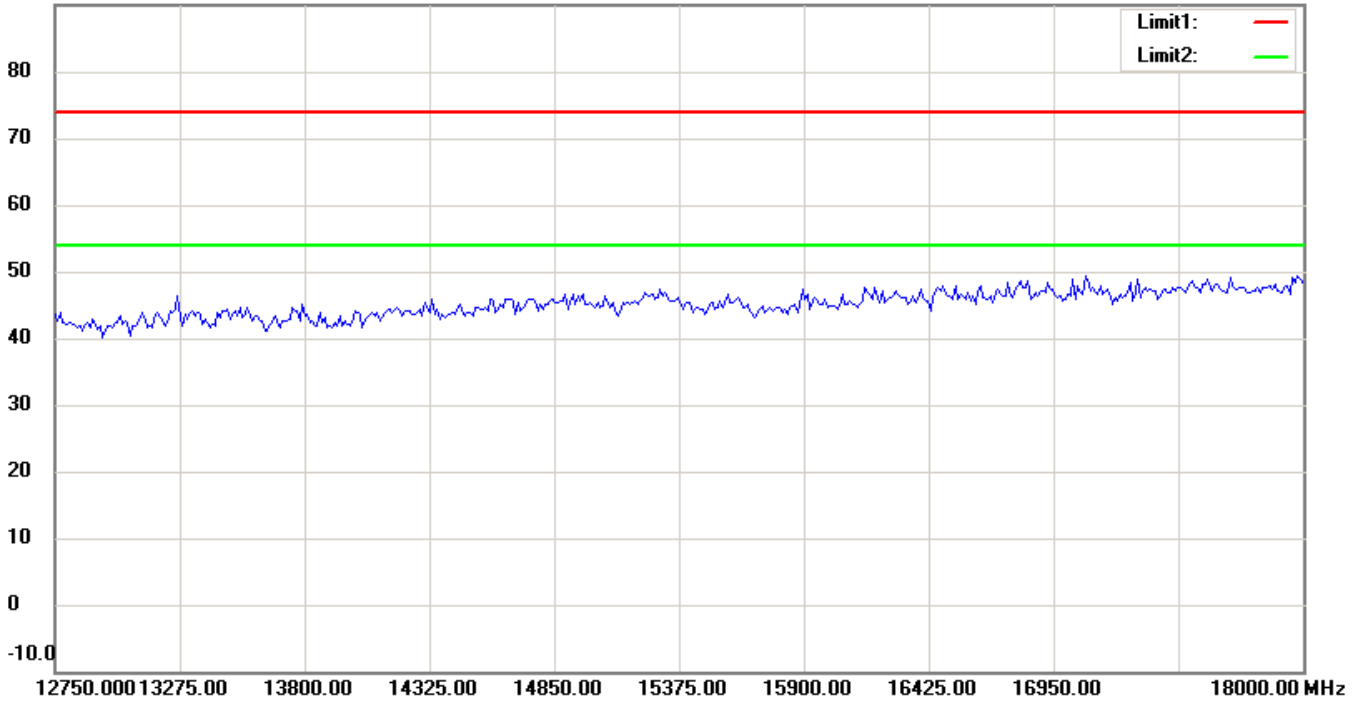
1. The attached measurement plots are preliminarily pre-scanned with peak detector for determining the final checking frequencies and are for reference only.
2. The some frequencies may exceed the limit line without the specified detectors, but that cannot present the results are failed to the specification of test standard.
3. For corrected test results are listed in the relevant table of radiated test data of this test report.



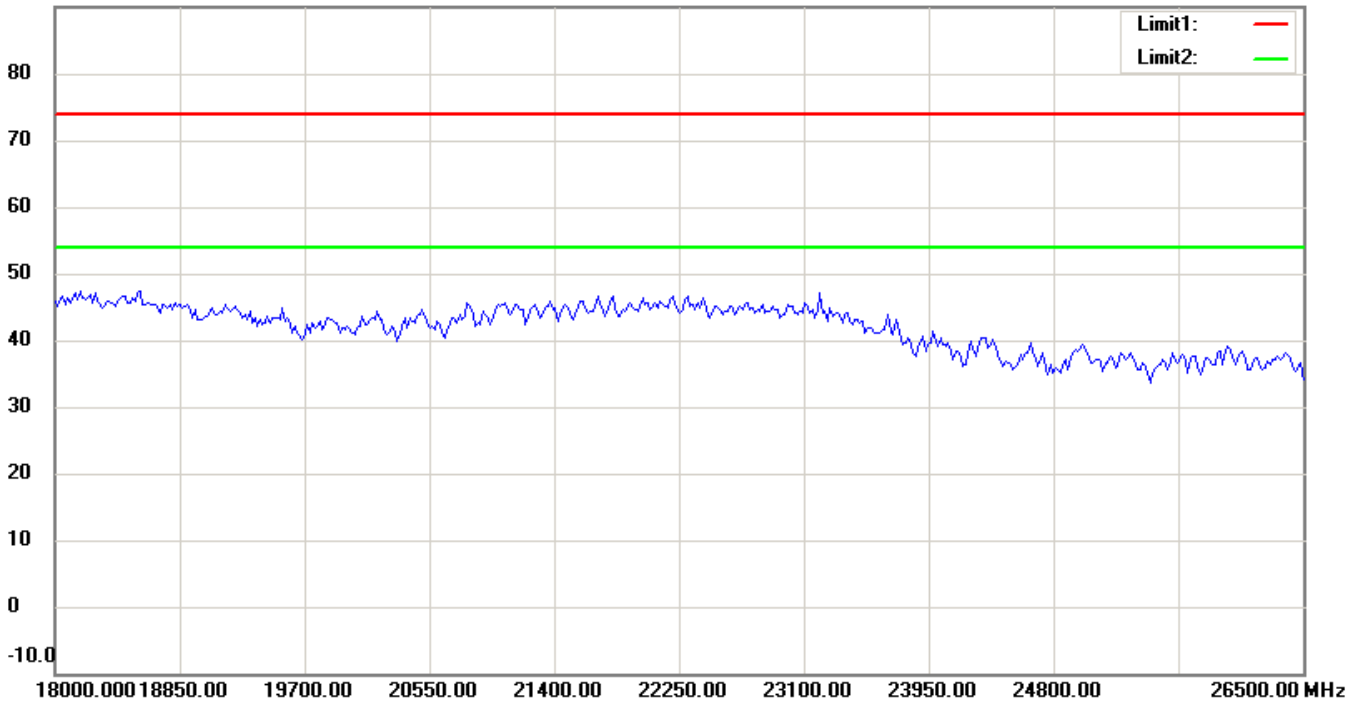
Registration number: W6M21208-12670-C-1

FCC ID: YV8-DA2131-V1

90.0 dBuV/m



90.0 dBuV/m



Up Line: Peak Limit Line Down Line: Ave Limit Line

Note:

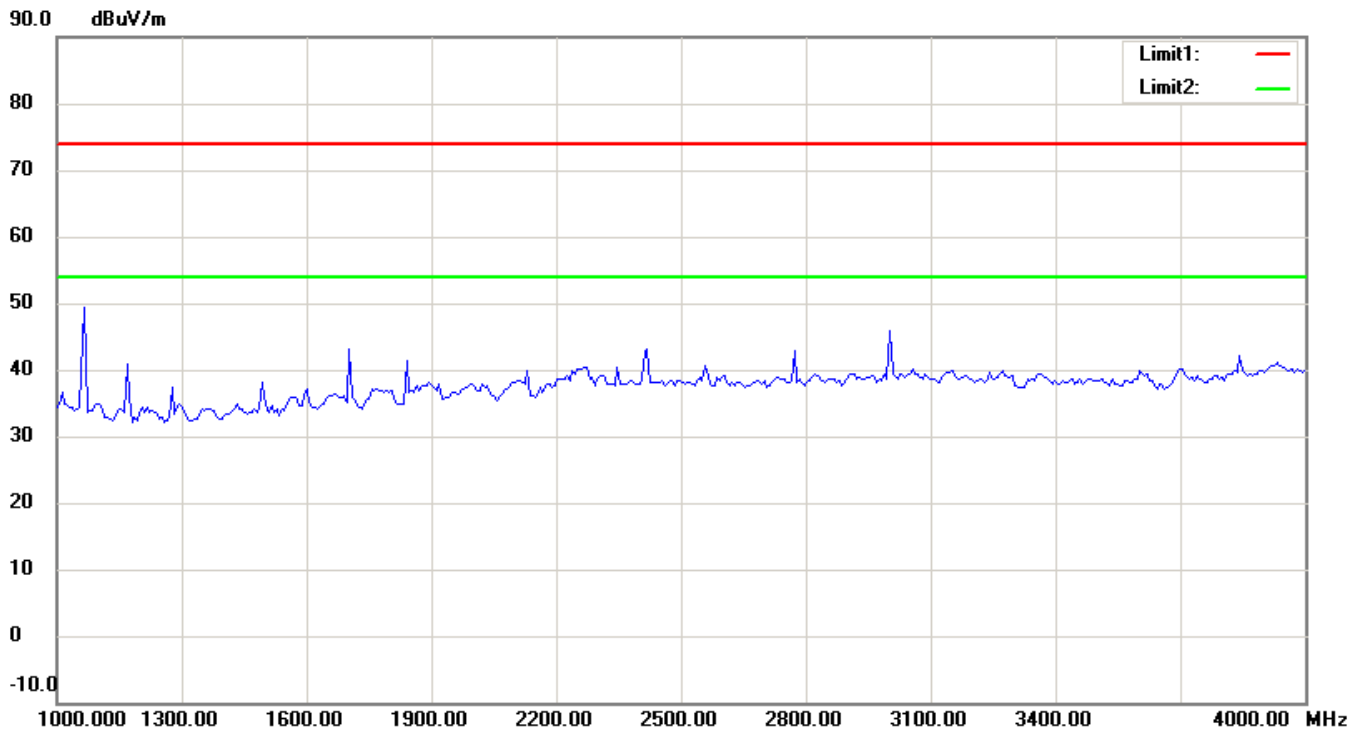
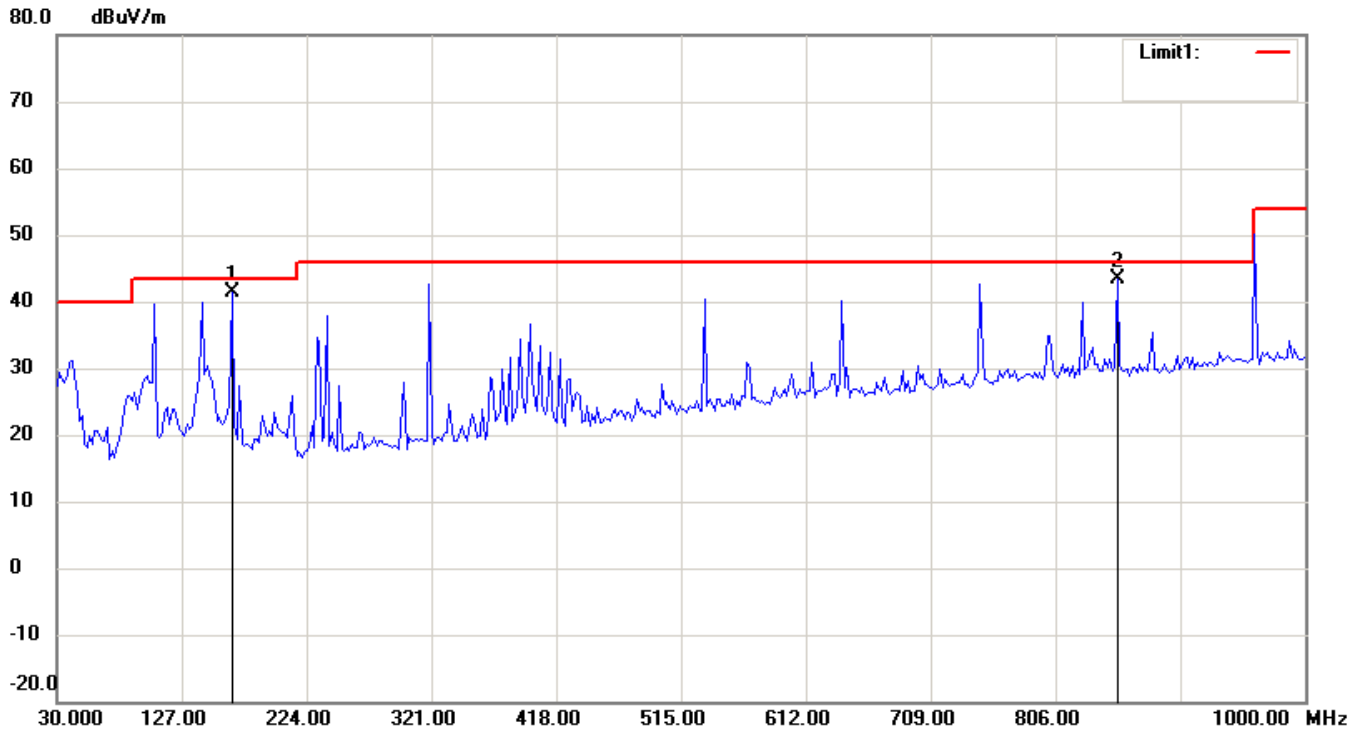
1. The attached measurement plots are preliminarily pre-scanned with peak detector for determining the final checking frequencies and are for reference only.
2. The some frequencies may exceed the limit line without the specified detectors, but that cannot present the results are failed to the specification of test standard.
3. For corrected test results are listed in the relevant table of radiated test data of this test report.



Registration number: W6M21208-12670-C-1

FCC ID: YV8-DA2131-V1

Antenna Polarization V



Up Line: Peak Limit Line Down Line: Ave Limit Line

Note:

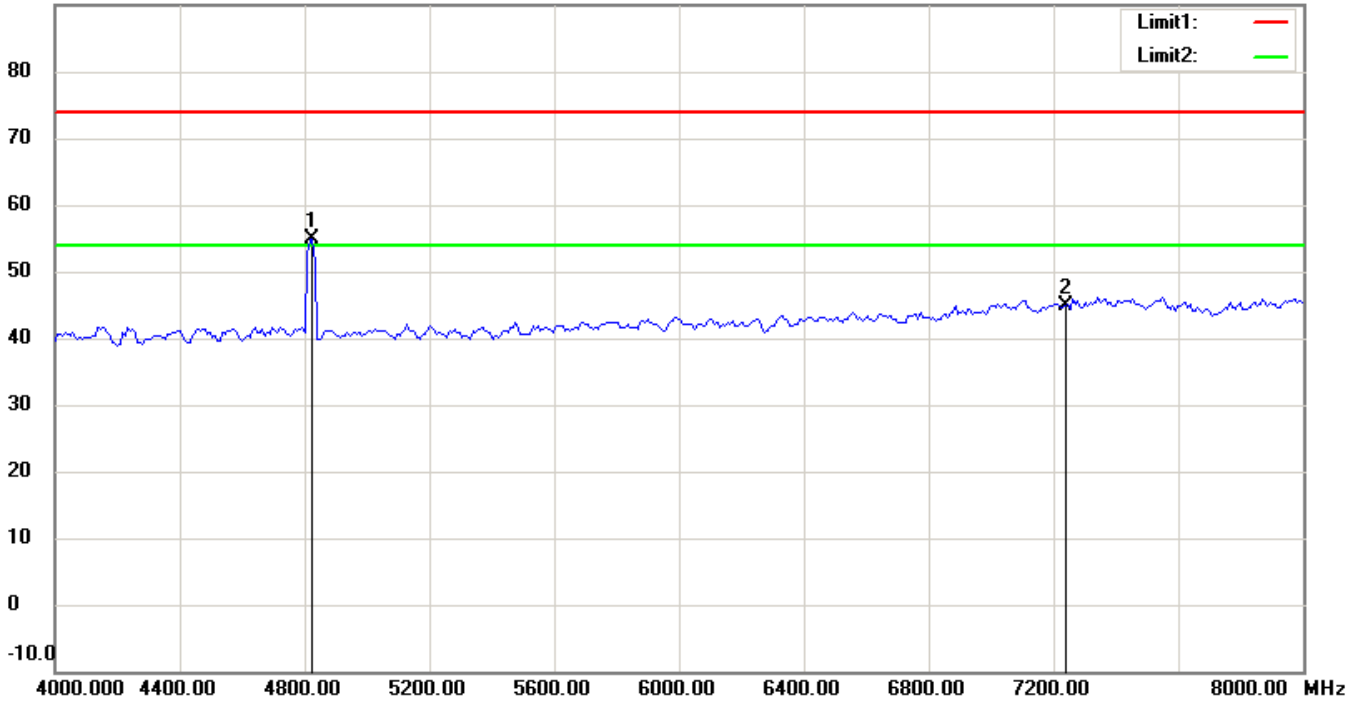
1. The attached measurement plots are preliminarily pre-scanned with peak detector for determining the final checking frequencies and are for reference only.
2. The some frequencies may exceed the limit line without the specified detectors, but that cannot present the results are failed to the specification of test standard.
3. For corrected test results are listed in the relevant table of radiated test data of this test report.



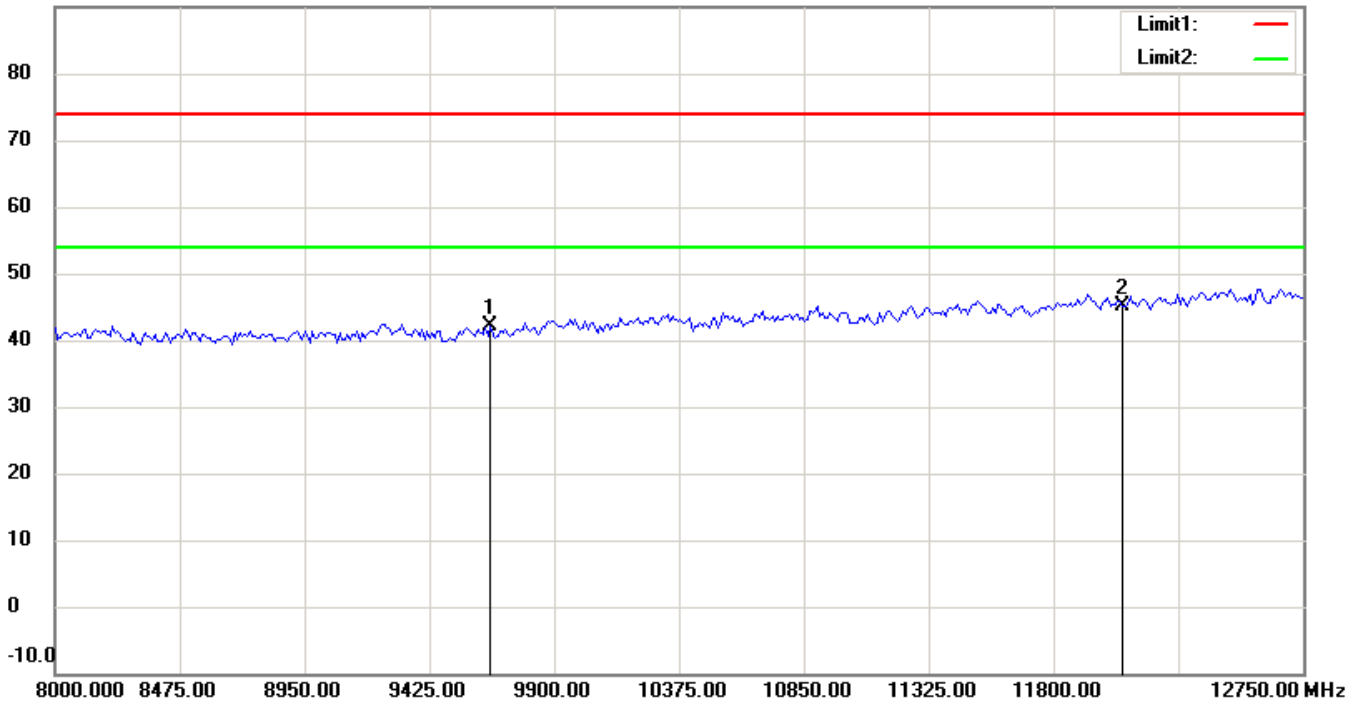
Registration number: W6M21208-12670-C-1

FCC ID: YV8-DA2131-V1

90.0 dBuV/m



90.0 dBuV/m



Up Line: Peak Limit Line Down Line: Ave Limit Line

Note:

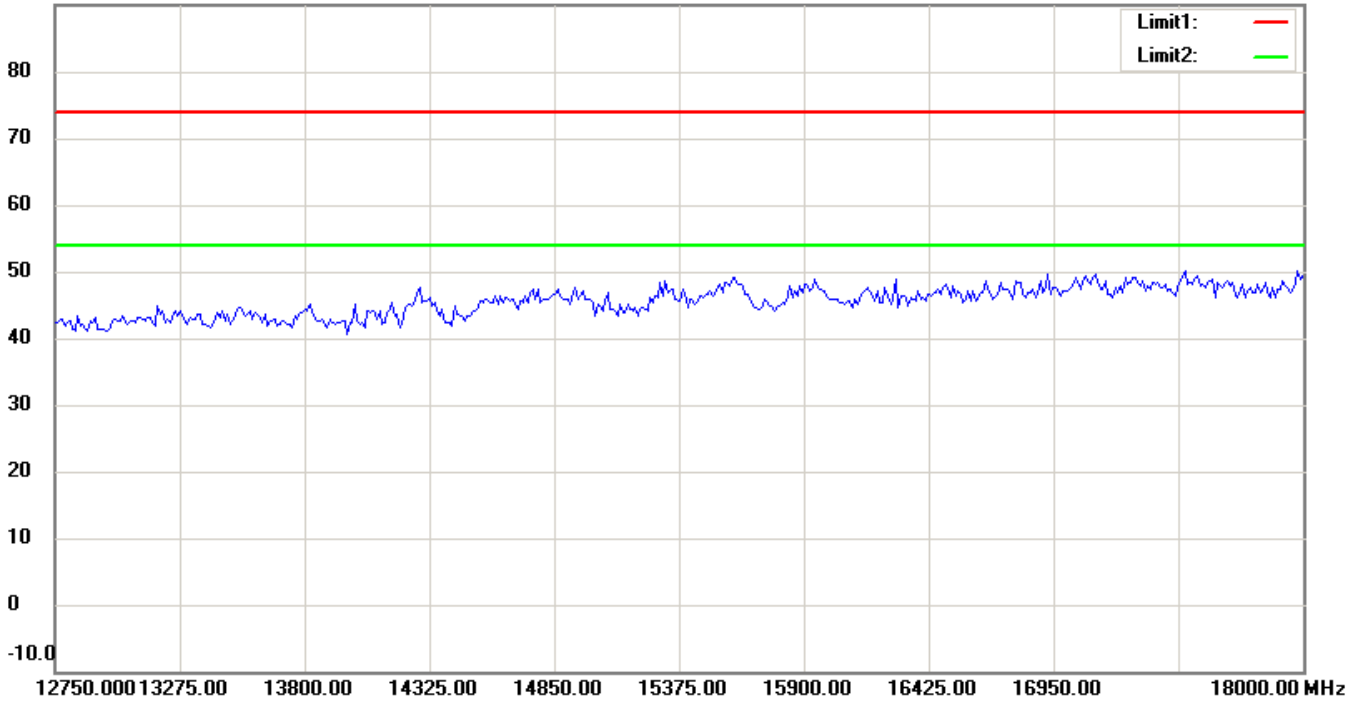
1. The attached measurement plots are preliminarily pre-scanned with peak detector for determining the final checking frequencies and are for reference only.
2. The some frequencies may exceed the limit line without the specified detectors, but that cannot present the results are failed to the specification of test standard.
3. For corrected test results are listed in the relevant table of radiated test data of this test report.



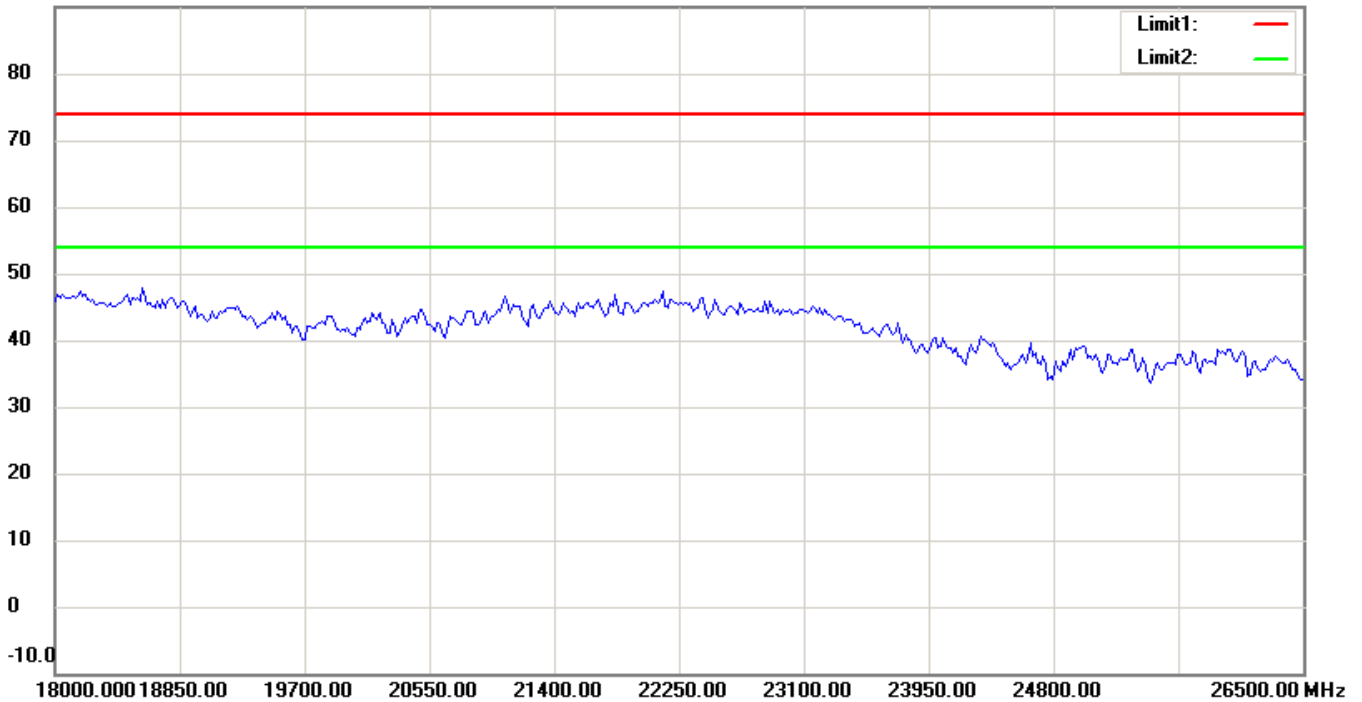
Registration number: W6M21208-12670-C-1

FCC ID: YV8-DA2131-V1

90.0 dBuV/m



90.0 dBuV/m



Up Line: Peak Limit Line Down Line: Ave Limit Line

Note:

1. The attached measurement plots are preliminarily pre-scanned with peak detector for determining the final checking frequencies and are for reference only.
2. The some frequencies may exceed the limit line without the specified detectors, but that cannot present the results are failed to the specification of test standard.
3. For corrected test results are listed in the relevant table of radiated test data of this test report.

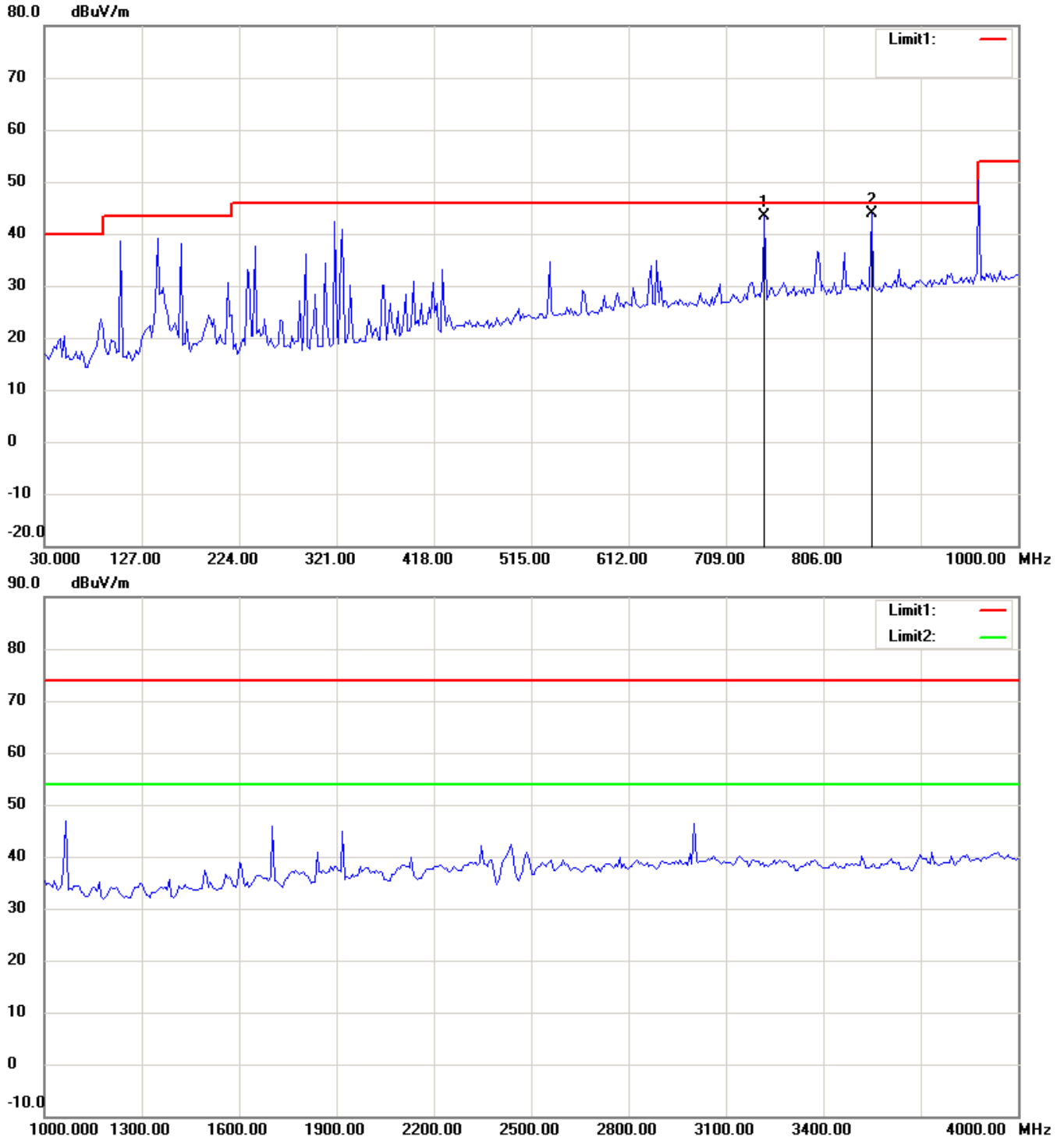


Registration number: W6M21208-12670-C-1

FCC ID: YV8-DA2131-V1

802.11g CH6

Antenna Polarization H



Up Line: Peak Limit Line Down Line: Ave Limit Line

Note:

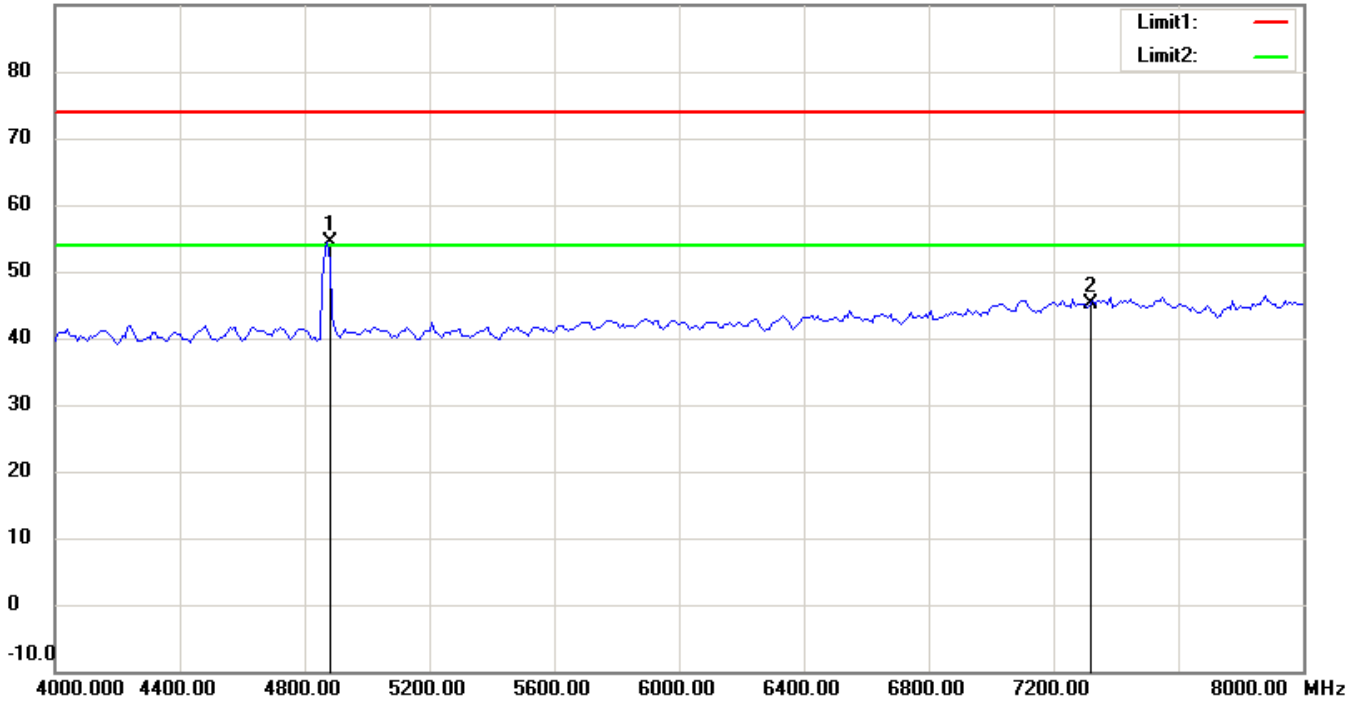
1. The attached measurement plots are preliminarily pre-scanned with peak detector for determining the final checking frequencies and are for reference only.
2. The some frequencies may exceed the limit line without the specified detectors, but that cannot present the results are failed to the specification of test standard.
3. For corrected test results are listed in the relevant table of radiated test data of this test report.



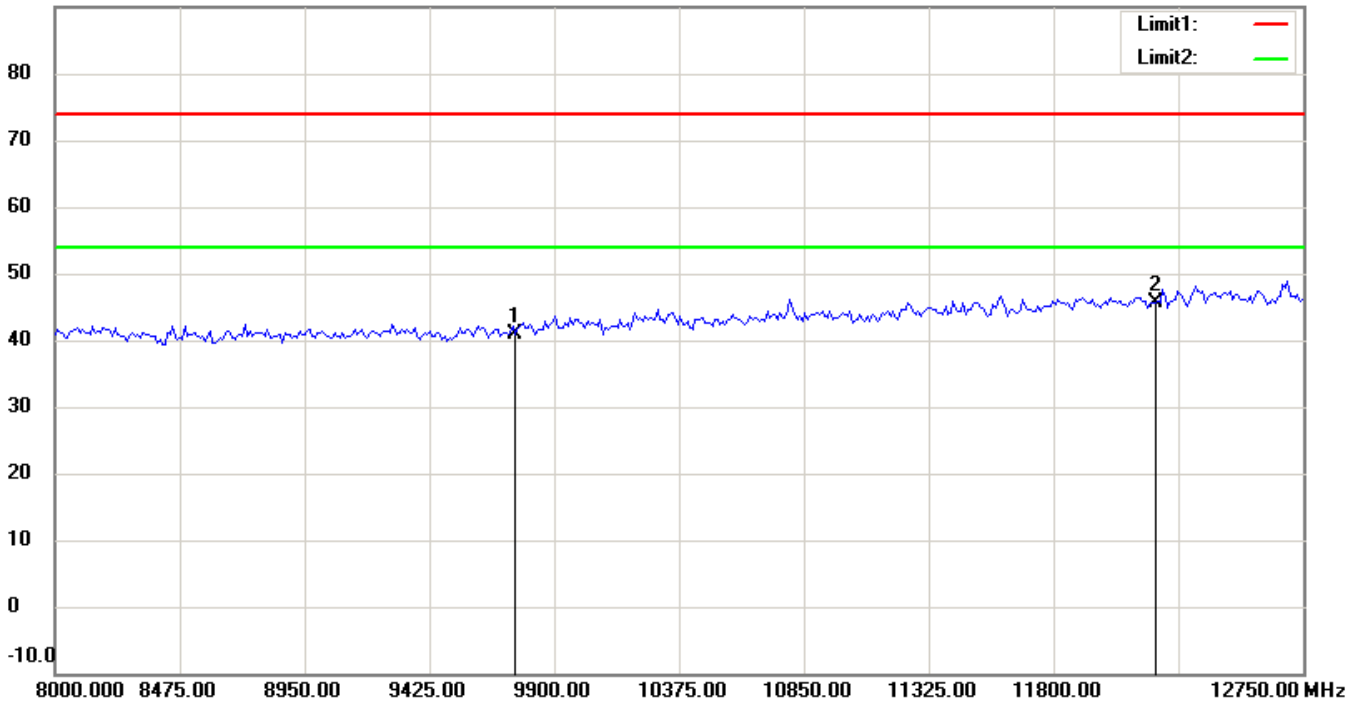
Registration number: W6M21208-12670-C-1

FCC ID: YV8-DA2131-V1

90.0 dBuV/m



90.0 dBuV/m



Up Line: Peak Limit Line Down Line: Ave Limit Line

Note:

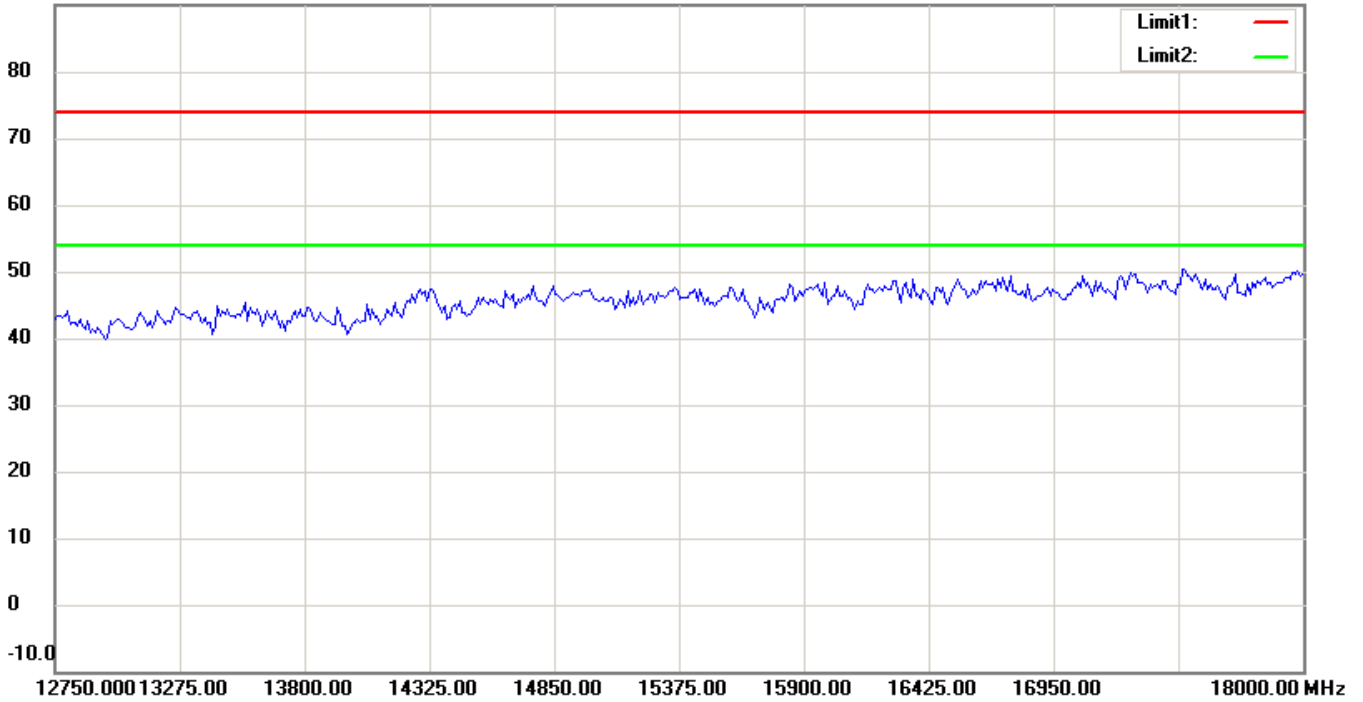
1. The attached measurement plots are preliminarily pre-scanned with peak detector for determining the final checking frequencies and are for reference only.
2. The some frequencies may exceed the limit line without the specified detectors, but that cannot present the results are failed to the specification of test standard.
3. For corrected test results are listed in the relevant table of radiated test data of this test report.



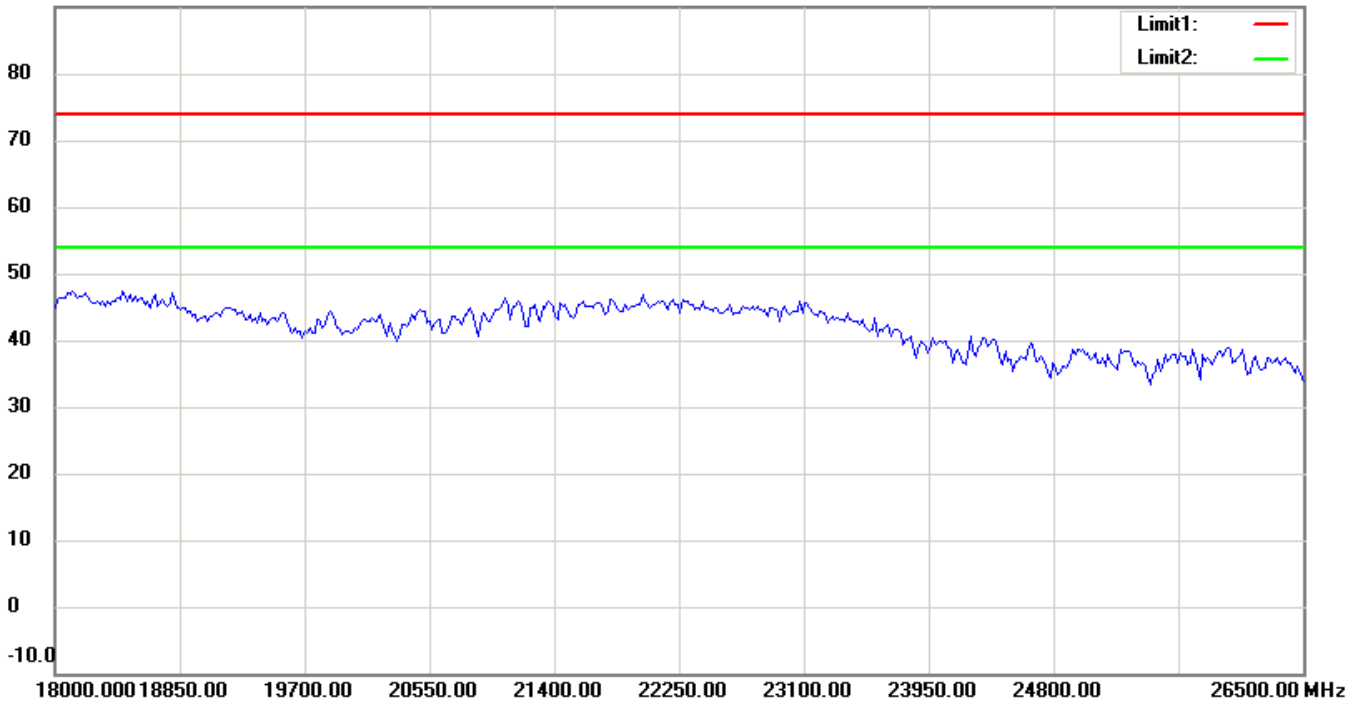
Registration number: W6M21208-12670-C-1

FCC ID: YV8-DA2131-V1

90.0 dBuV/m



90.0 dBuV/m



Up Line: Peak Limit Line Down Line: Ave Limit Line

Note:

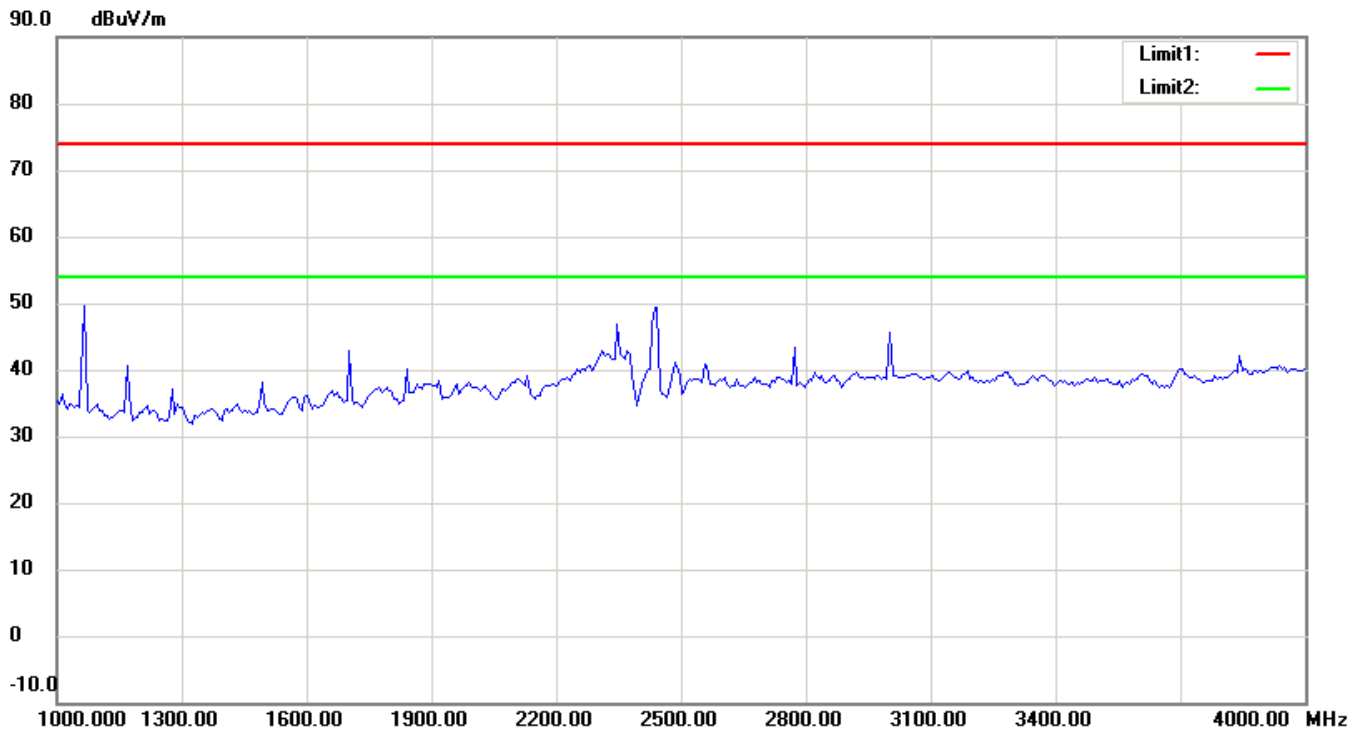
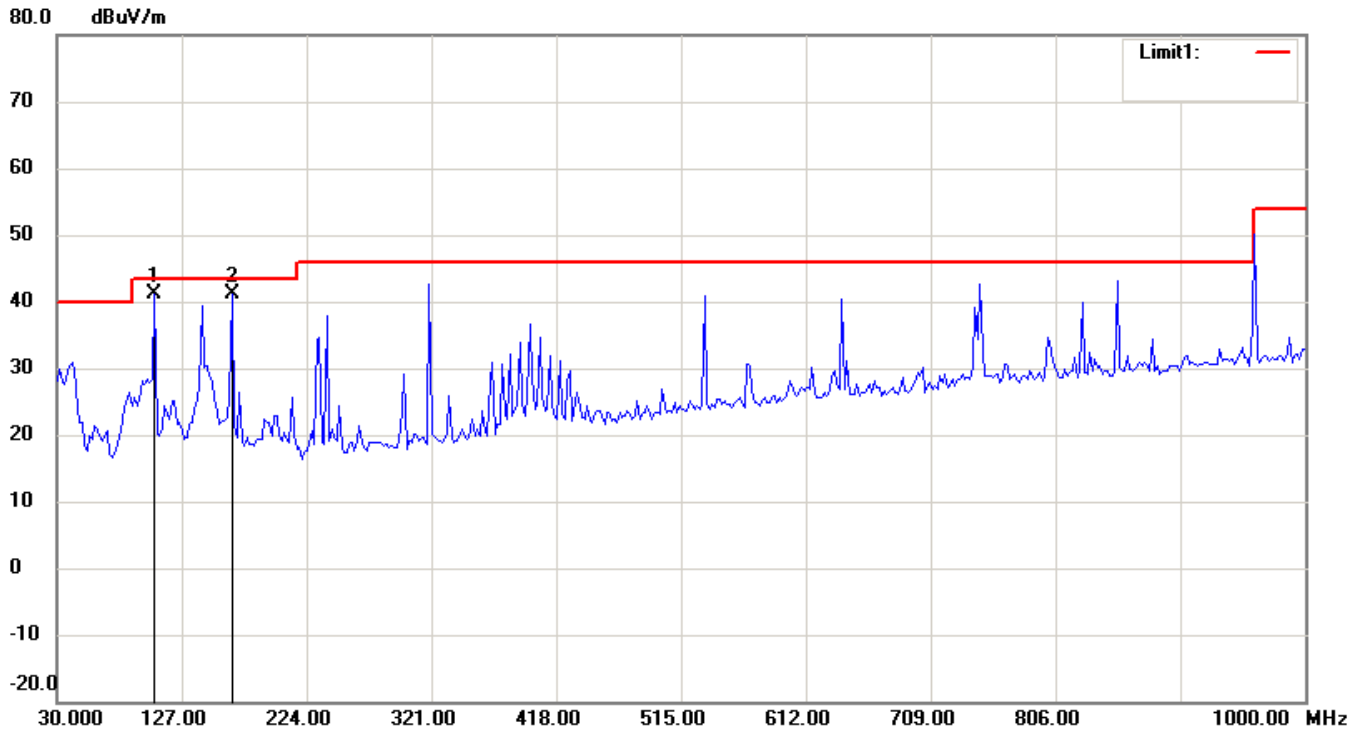
1. The attached measurement plots are preliminarily pre-scanned with peak detector for determining the final checking frequencies and are for reference only.
2. The some frequencies may exceed the limit line without the specified detectors, but that cannot present the results are failed to the specification of test standard.
3. For corrected test results are listed in the relevant table of radiated test data of this test report.



Registration number: W6M21208-12670-C-1

FCC ID: YV8-DA2131-V1

Antenna Polarization V



Up Line: Peak Limit Line Down Line: Ave Limit Line

Note:

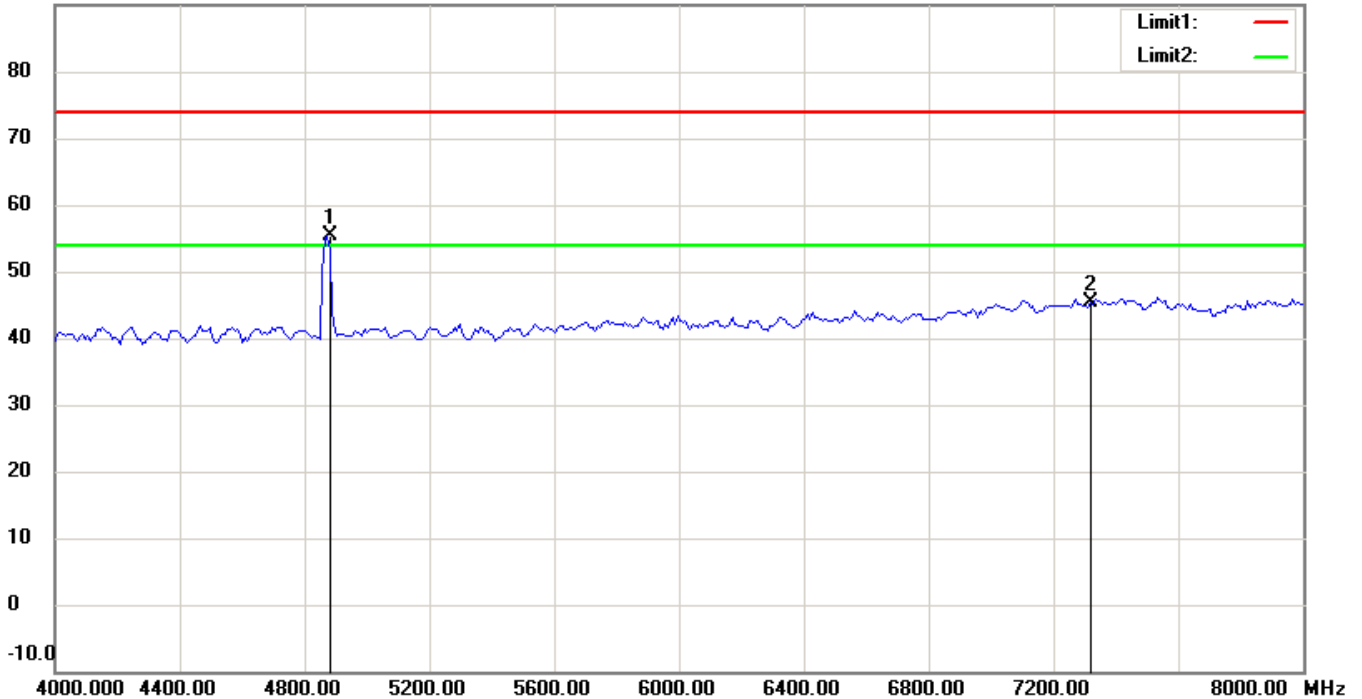
1. The attached measurement plots are preliminarily pre-scanned with peak detector for determining the final checking frequencies and are for reference only.
2. The some frequencies may exceed the limit line without the specified detectors, but that cannot present the results are failed to the specification of test standard.
3. For corrected test results are listed in the relevant table of radiated test data of this test report.



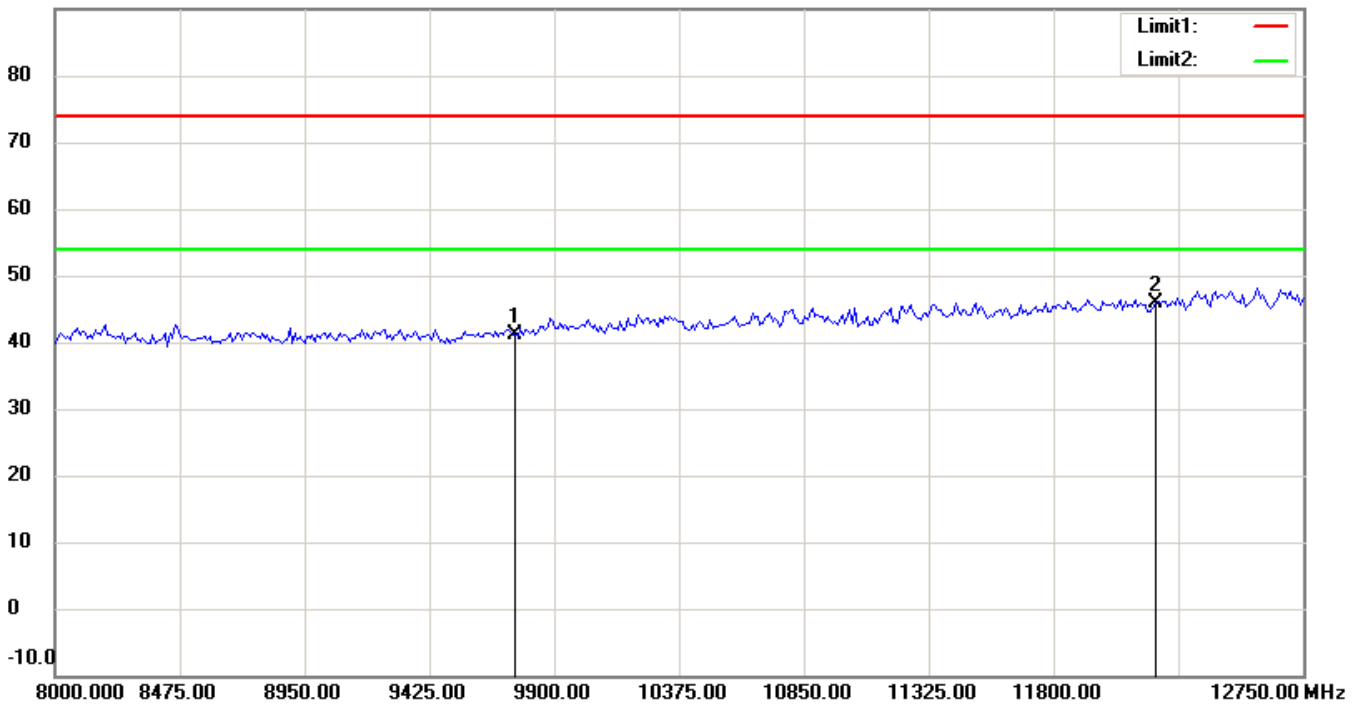
Registration number: W6M21208-12670-C-1

FCC ID: YV8-DA2131-V1

90.0 dBuV/m



90.0 dBuV/m



Up Line: Peak Limit Line Down Line: Ave Limit Line

Note:

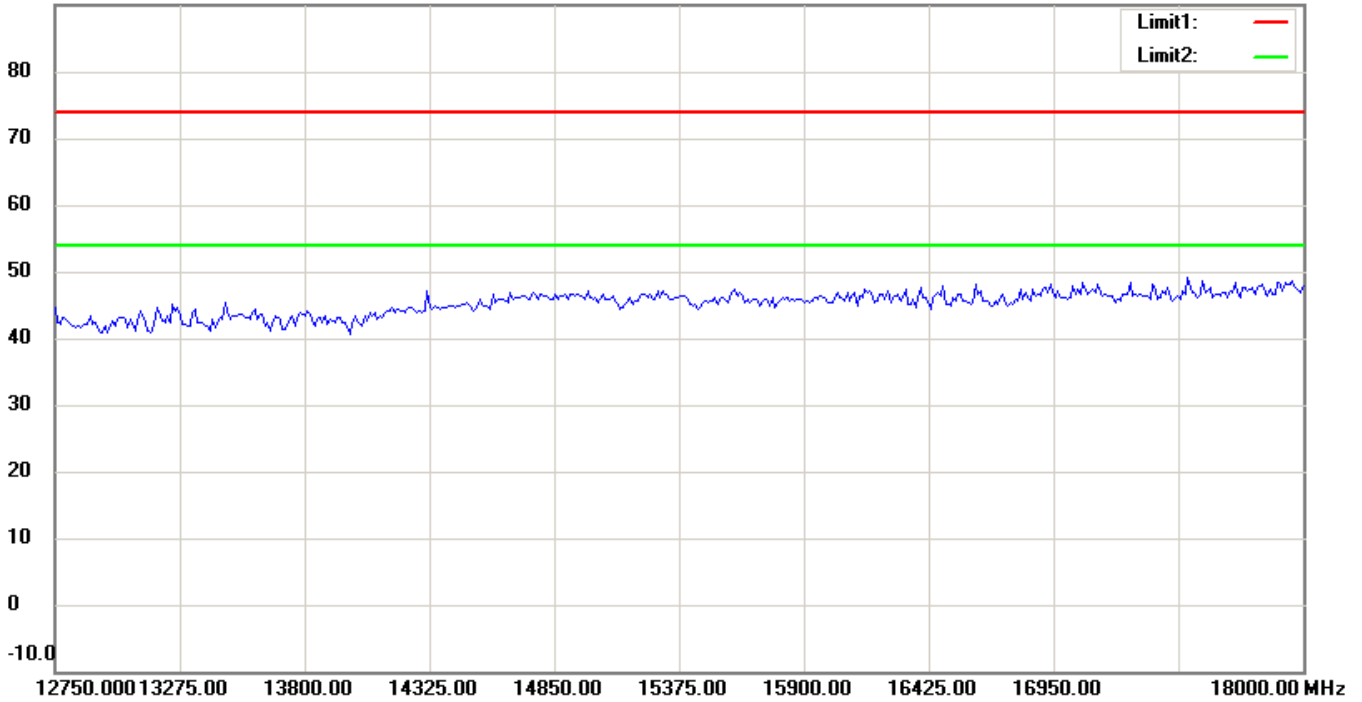
1. The attached measurement plots are preliminarily pre-scanned with peak detector for determining the final checking frequencies and are for reference only.
2. The some frequencies may exceed the limit line without the specified detectors, but that cannot present the results are failed to the specification of test standard.
3. For corrected test results are listed in the relevant table of radiated test data of this test report.



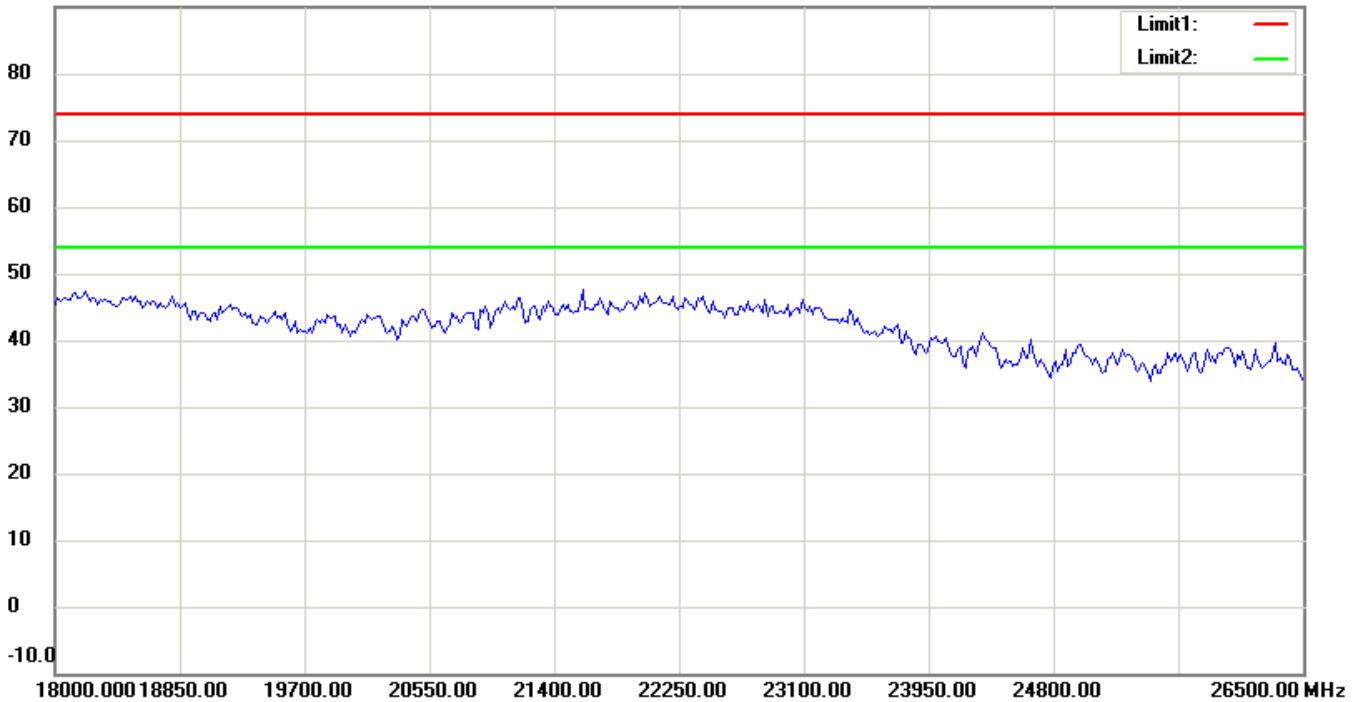
Registration number: W6M21208-12670-C-1

FCC ID: YV8-DA2131-V1

90.0 dBuV/m



90.0 dBuV/m



Up Line: Peak Limit Line Down Line: Ave Limit Line

Note:

1. The attached measurement plots are preliminarily pre-scanned with peak detector for determining the final checking frequencies and are for reference only.
2. The some frequencies may exceed the limit line without the specified detectors, but that cannot present the results are failed to the specification of test standard.
3. For corrected test results are listed in the relevant table of radiated test data of this test report.

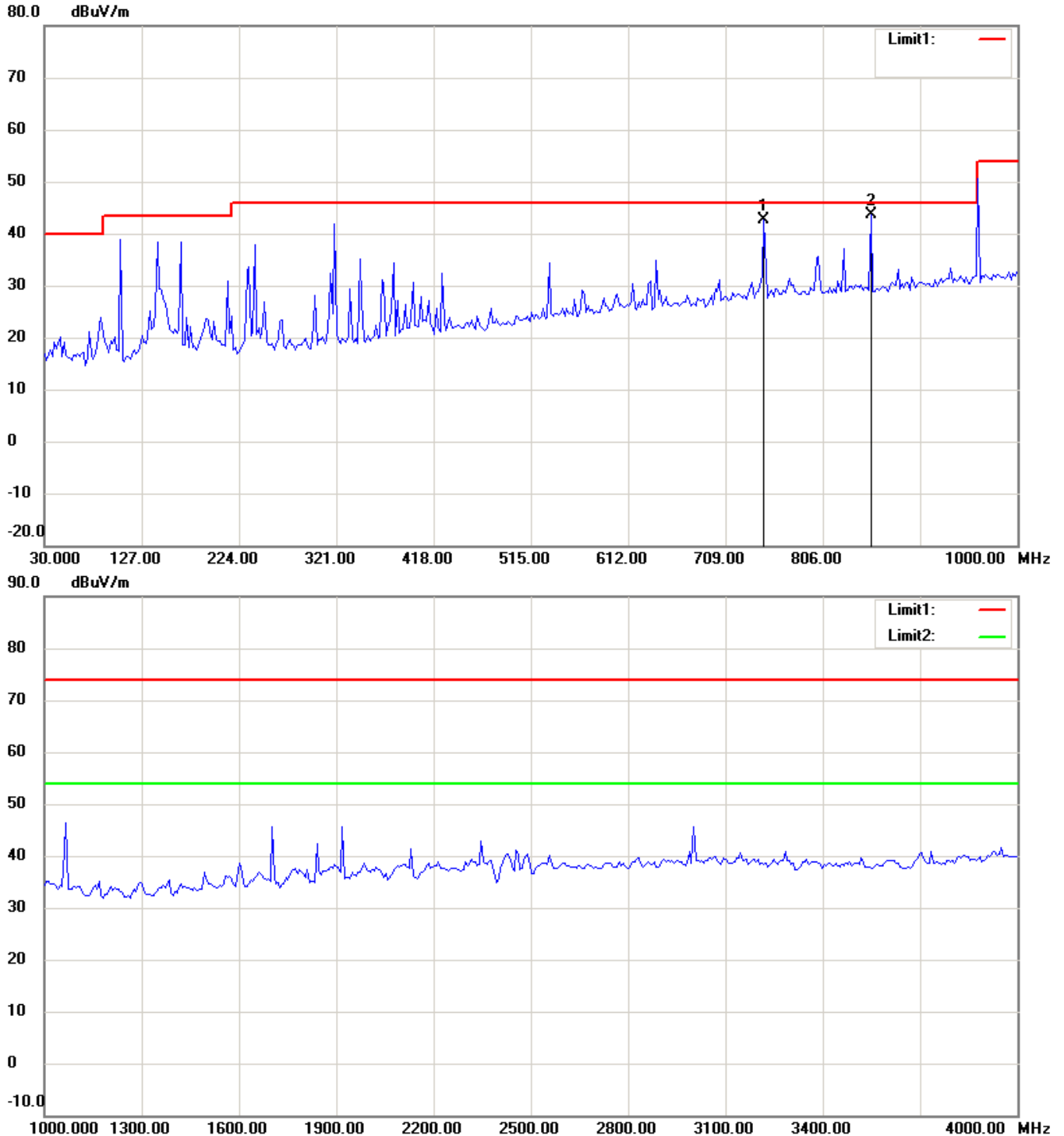


Registration number: W6M21208-12670-C-1

FCC ID: YV8-DA2131-V1

802.11g CH11

Antenna Polarization H



Up Line: Peak Limit Line Down Line: Ave Limit Line

Note:

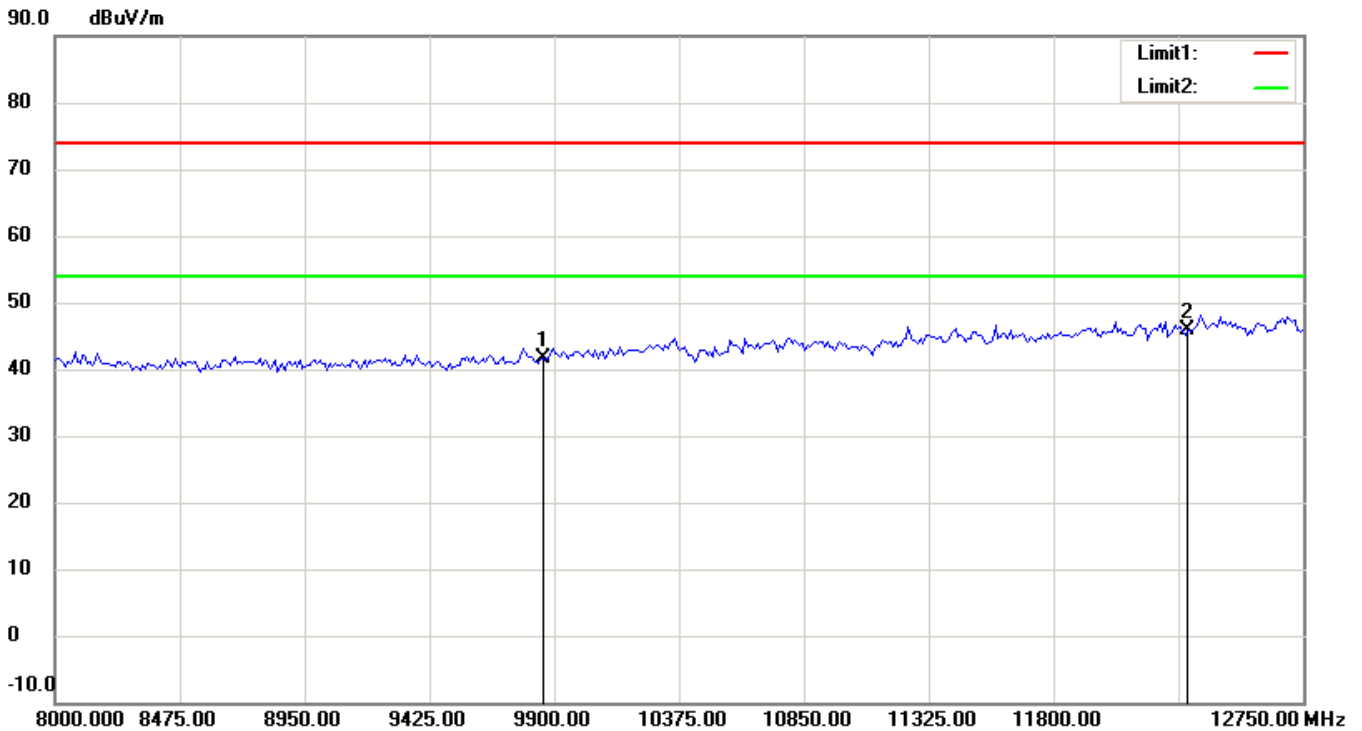
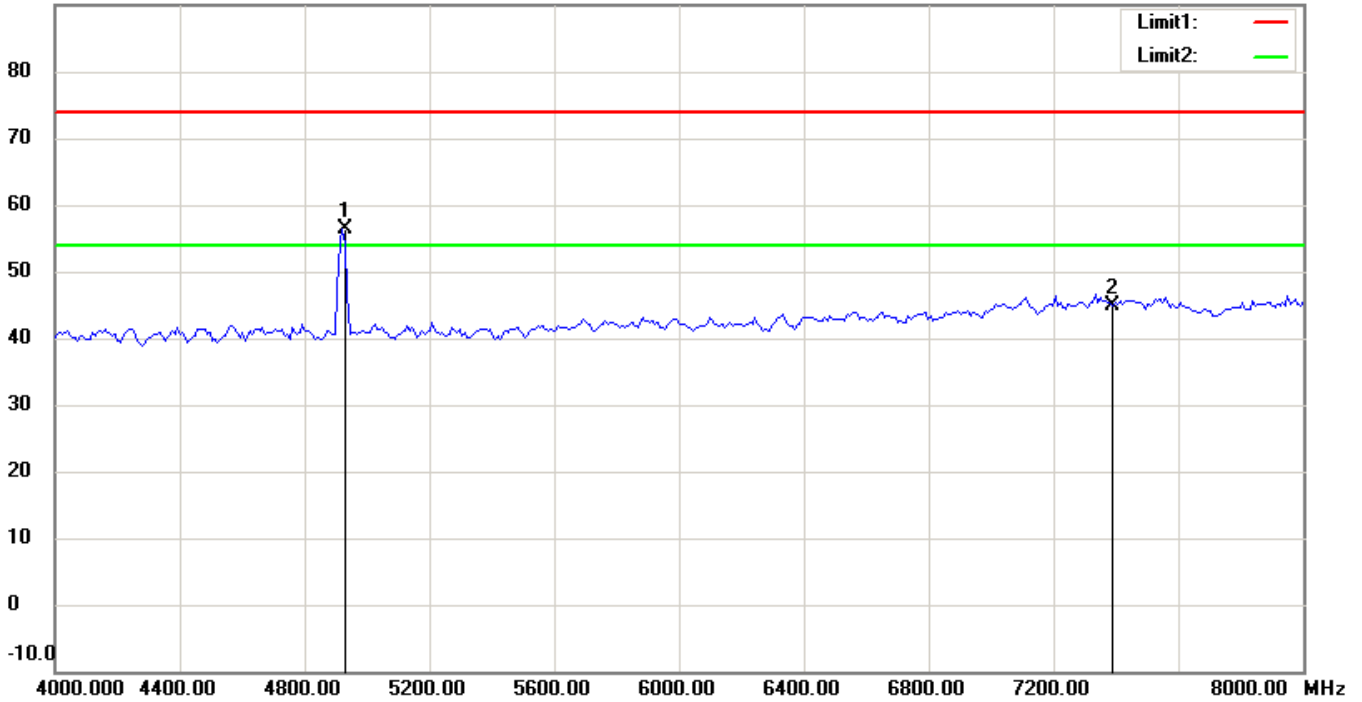
1. The attached measurement plots are preliminarily pre-scanned with peak detector for determining the final checking frequencies and are for reference only.
2. The some frequencies may exceed the limit line without the specified detectors, but that cannot present the results are failed to the specification of test standard.
3. For corrected test results are listed in the relevant table of radiated test data of this test report.



Registration number: W6M21208-12670-C-1

FCC ID: YV8-DA2131-V1

90.0 dBuV/m



Up Line: Peak Limit Line Down Line: Ave Limit Line

Note:

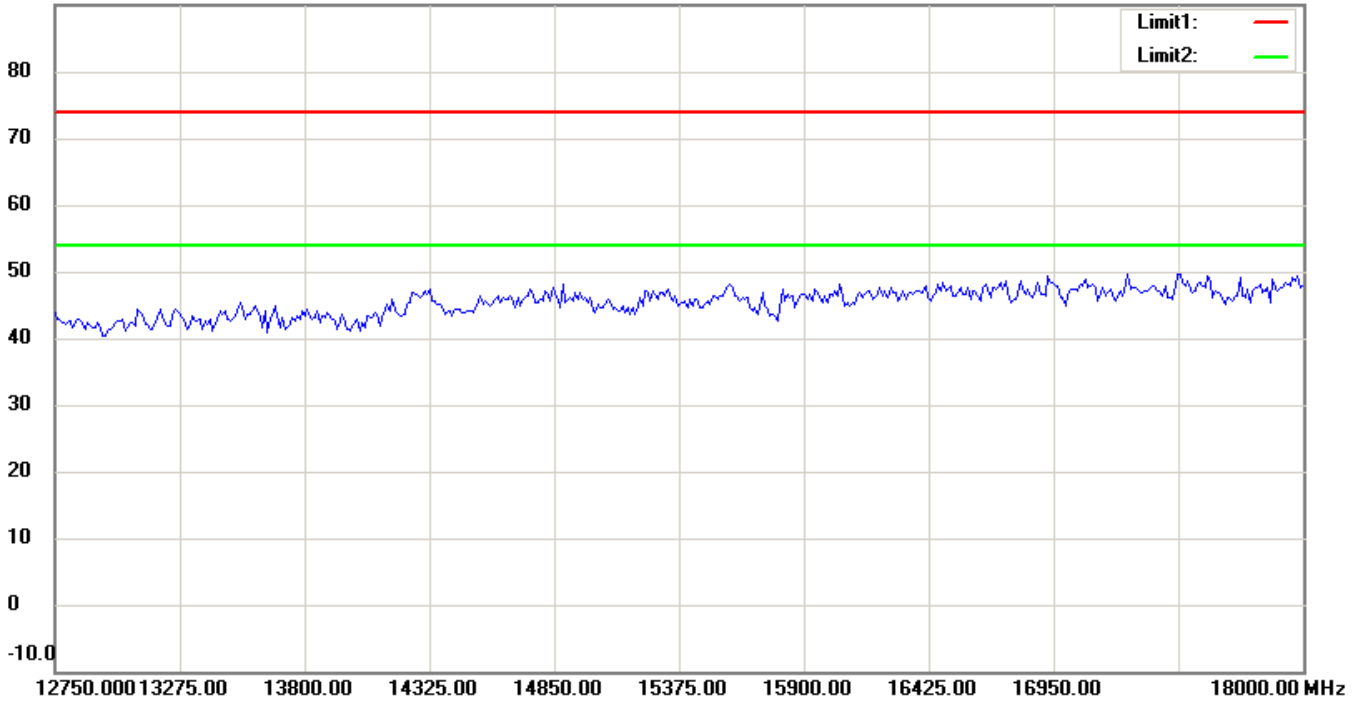
1. The attached measurement plots are preliminarily pre-scanned with peak detector for determining the final checking frequencies and are for reference only.
2. The some frequencies may exceed the limit line without the specified detectors, but that cannot present the results are failed to the specification of test standard.
3. For corrected test results are listed in the relevant table of radiated test data of this test report.



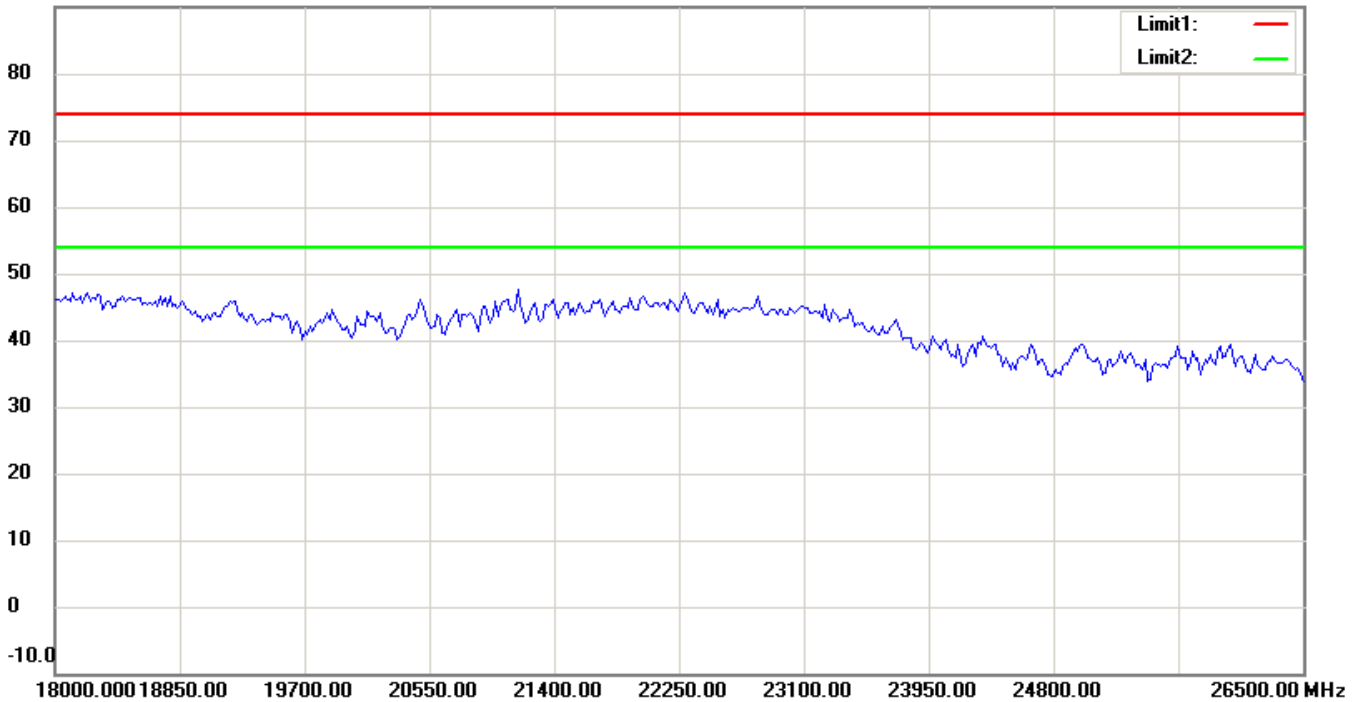
Registration number: W6M21208-12670-C-1

FCC ID: YV8-DA2131-V1

90.0 dBuV/m



90.0 dBuV/m



Up Line: Peak Limit Line Down Line: Ave Limit Line

Note:

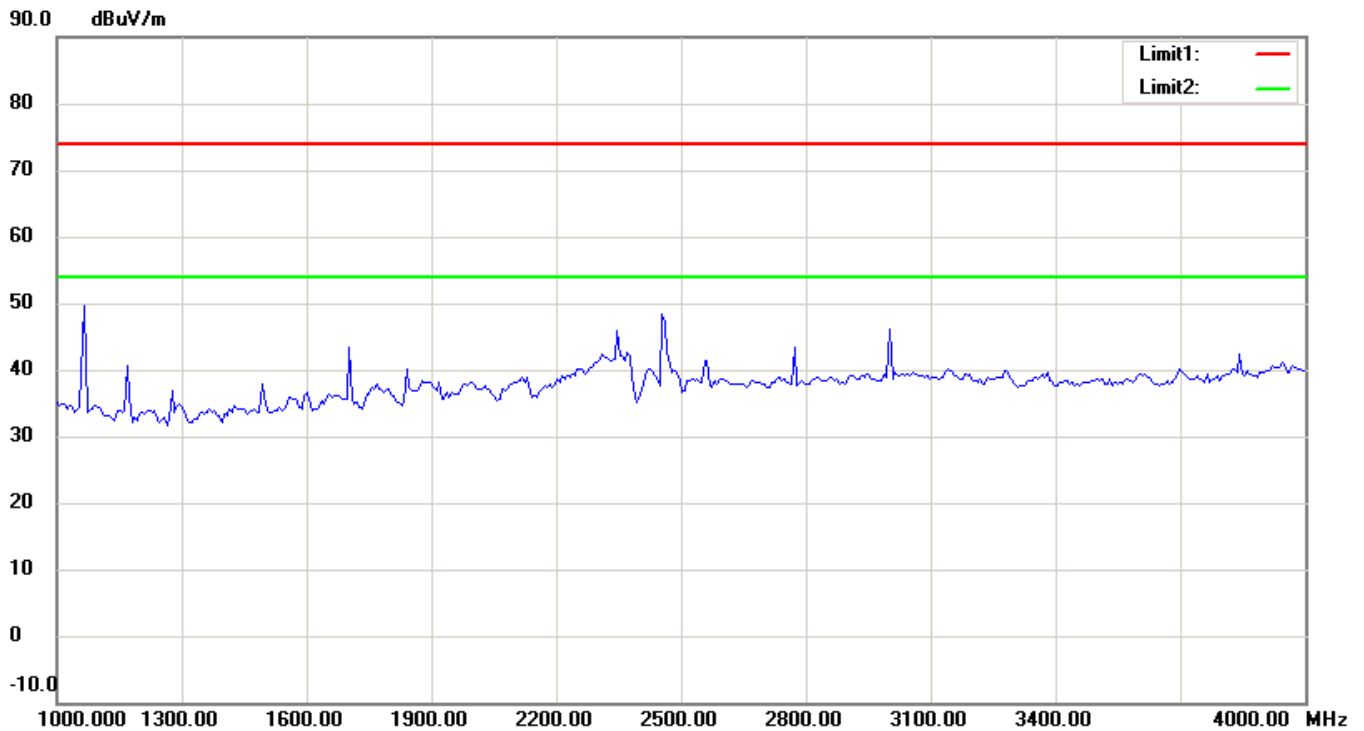
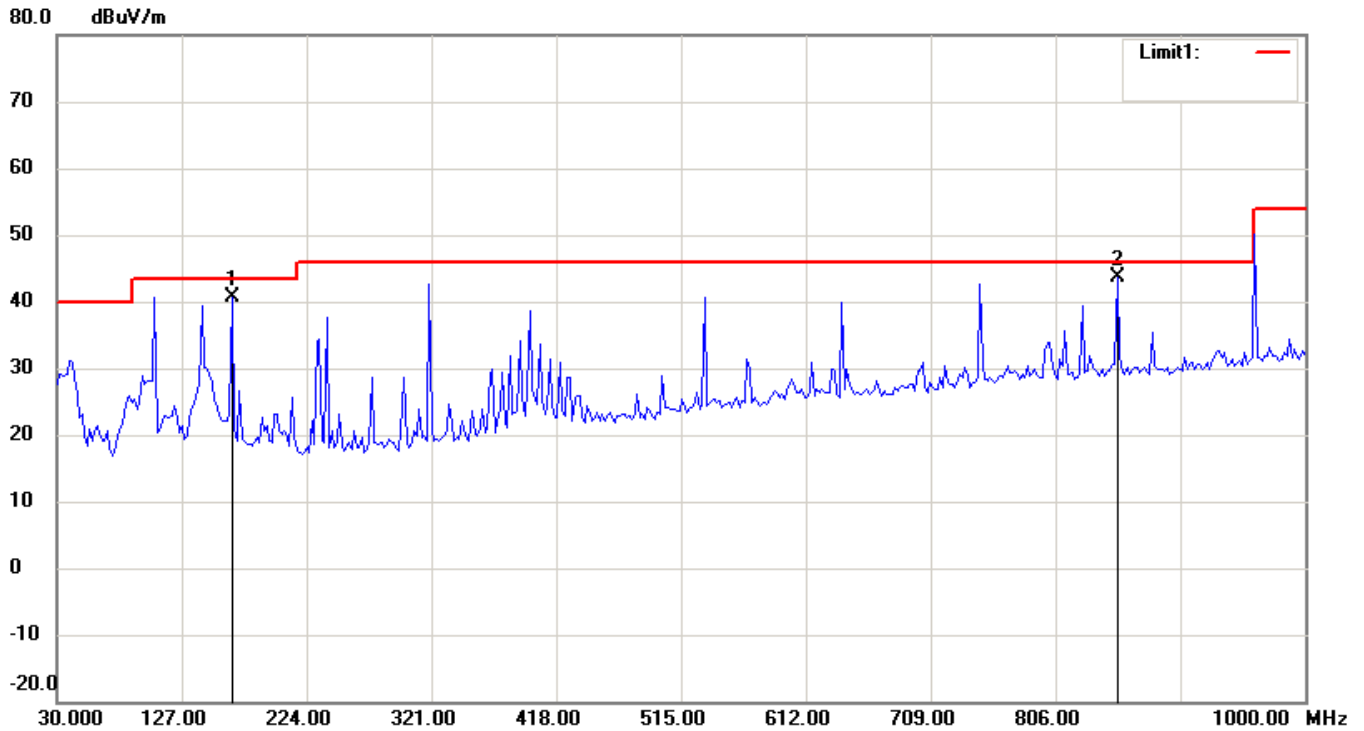
1. The attached measurement plots are preliminarily pre-scanned with peak detector for determining the final checking frequencies and are for reference only.
2. The some frequencies may exceed the limit line without the specified detectors, but that cannot present the results are failed to the specification of test standard.
3. For corrected test results are listed in the relevant table of radiated test data of this test report.



Registration number: W6M21208-12670-C-1

FCC ID: YV8-DA2131-V1

Antenna Polarization V



Up Line: Peak Limit Line Down Line: Ave Limit Line

Note:

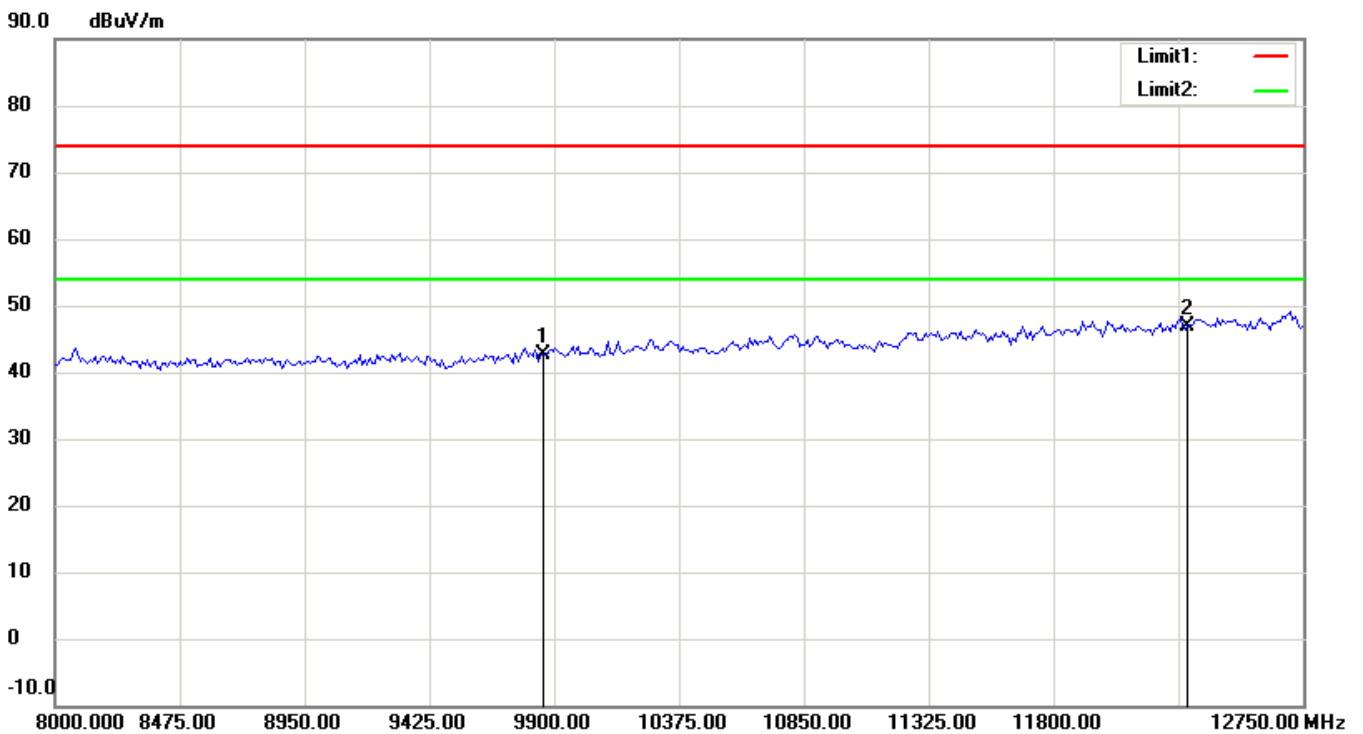
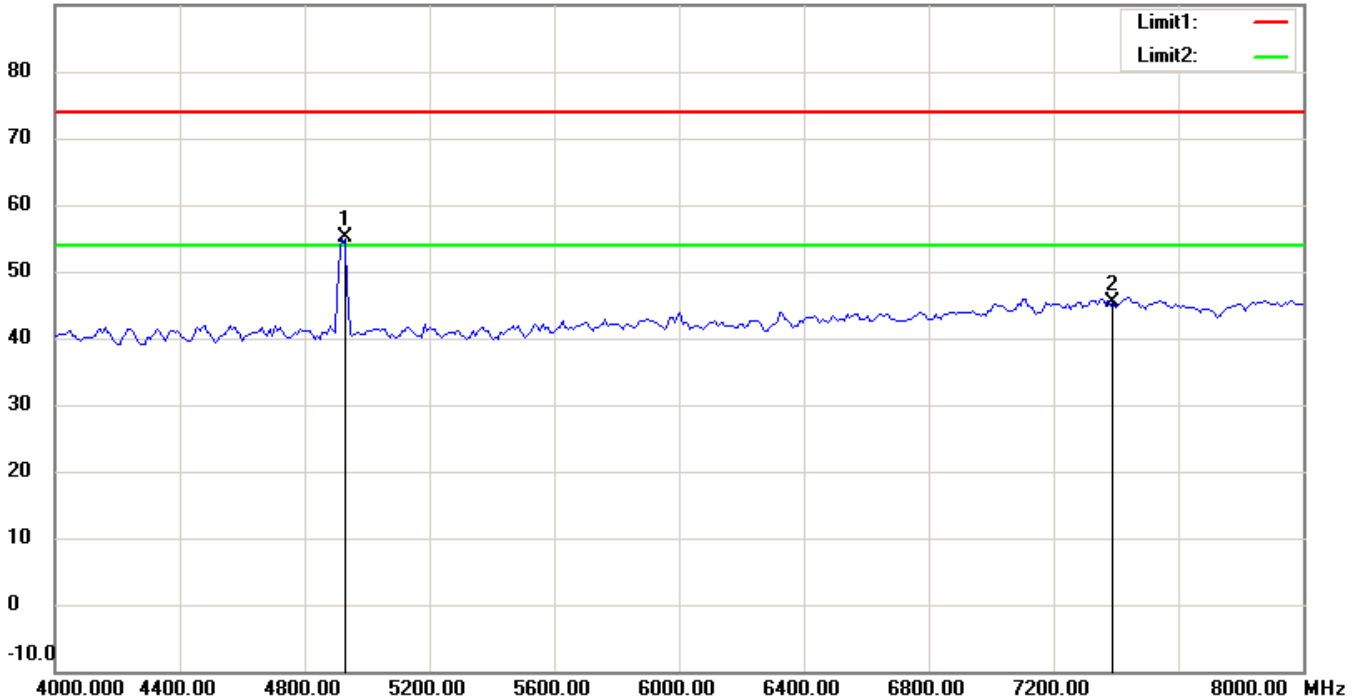
1. The attached measurement plots are preliminarily pre-scanned with peak detector for determining the final checking frequencies and are for reference only.
2. The some frequencies may exceed the limit line without the specified detectors, but that cannot present the results are failed to the specification of test standard.
3. For corrected test results are listed in the relevant table of radiated test data of this test report.



Registration number: W6M21208-12670-C-1

FCC ID: YV8-DA2131-V1

90.0 dBuV/m



Up Line: Peak Limit Line Down Line: Ave Limit Line

Note:

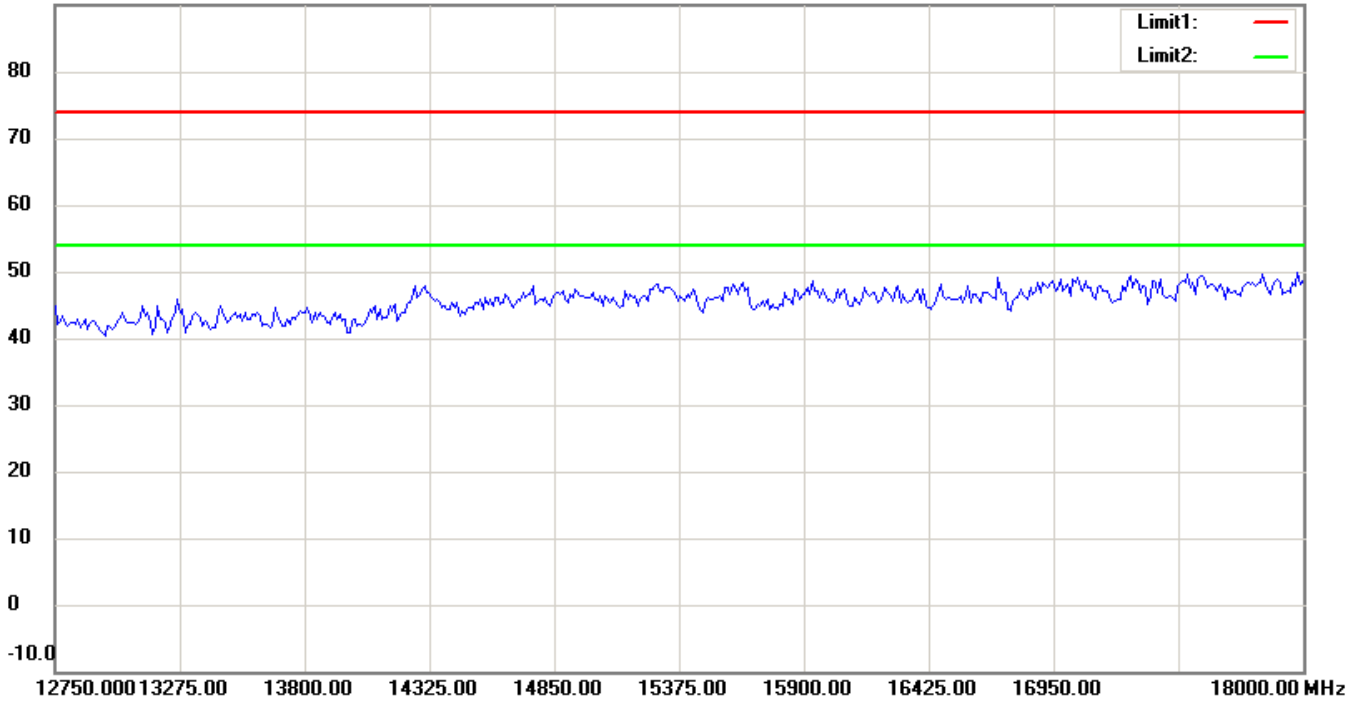
1. The attached measurement plots are preliminarily pre-scanned with peak detector for determining the final checking frequencies and are for reference only.
2. The some frequencies may exceed the limit line without the specified detectors, but that cannot present the results are failed to the specification of test standard.
3. For corrected test results are listed in the relevant table of radiated test data of this test report.



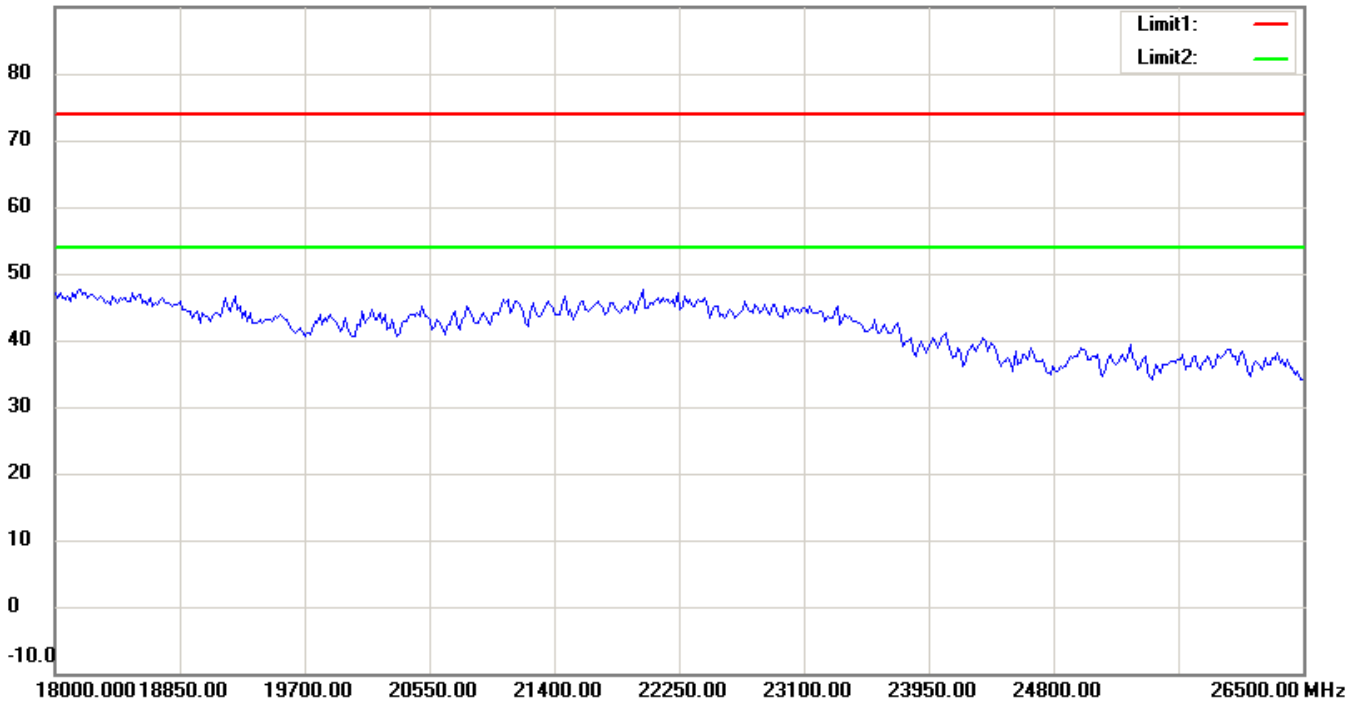
Registration number: W6M21208-12670-C-1

FCC ID: YV8-DA2131-V1

90.0 dBuV/m




90.0 dBuV/m



Up Line: Peak Limit Line Down Line: Ave Limit Line

Note:

1. The attached measurement plots are preliminarily pre-scanned with peak detector for determining the final checking frequencies and are for reference only.
2. The some frequencies may exceed the limit line without the specified detectors, but that cannot present the results are failed to the specification of test standard.
3. For corrected test results are listed in the relevant table of radiated test data of this test report.



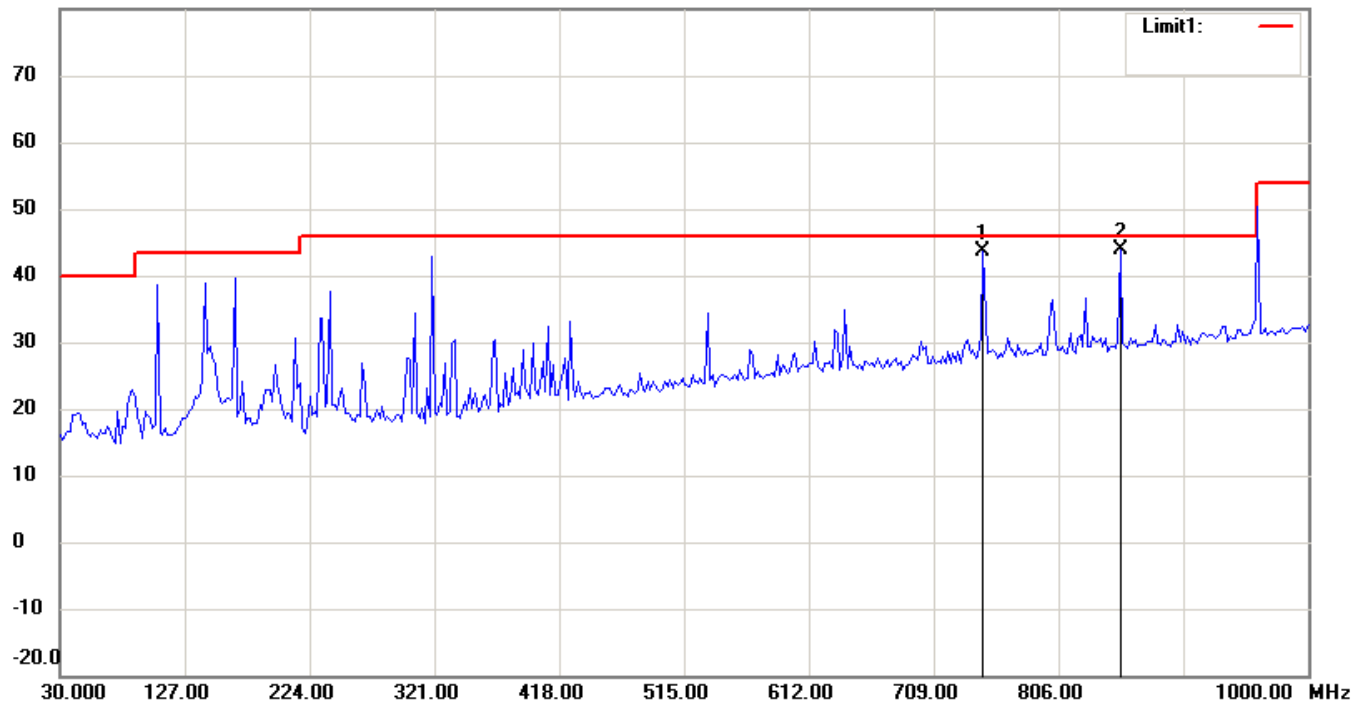
Registration number: W6M21208-12670-C-1

FCC ID: YV8-DA2131-V1

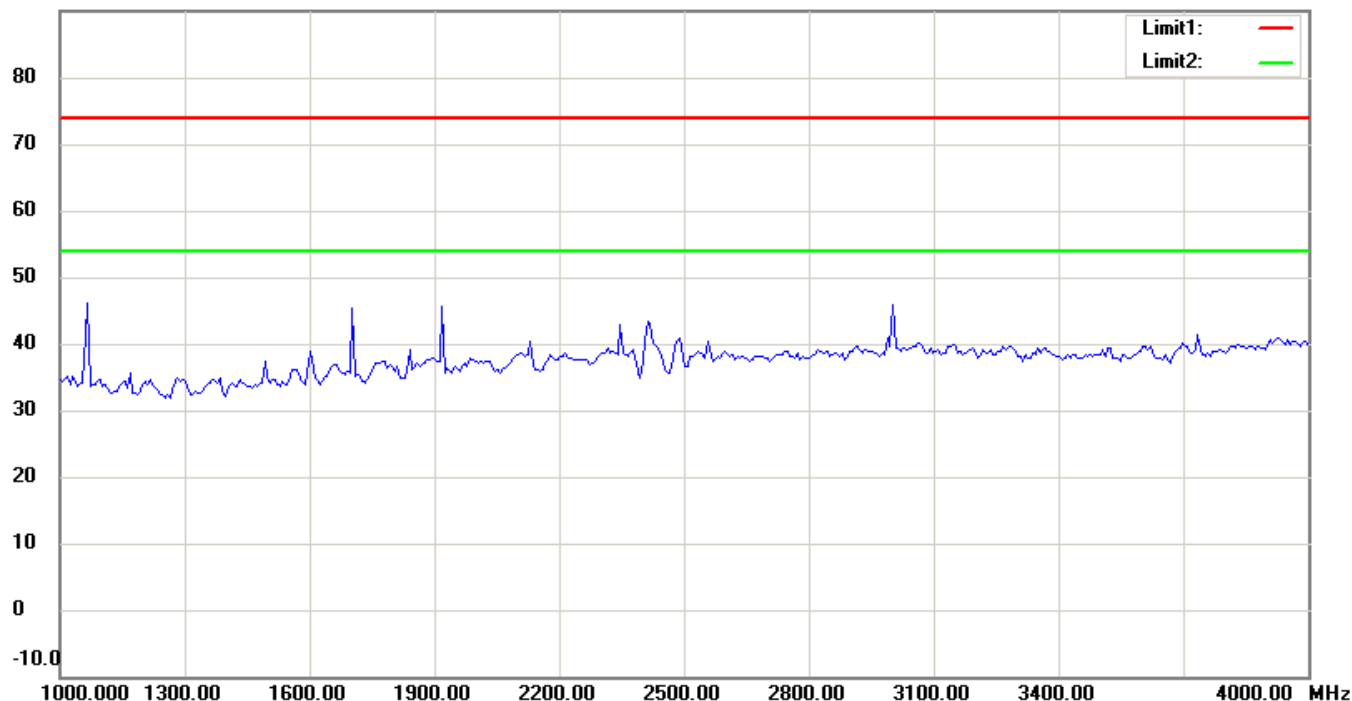
802.11n(20MHz) CH1

Antenna Polarization H

80.0 dBuV/m



90.0 dBuV/m



Up Line: Peak Limit Line Down Line: Ave Limit Line

Note:

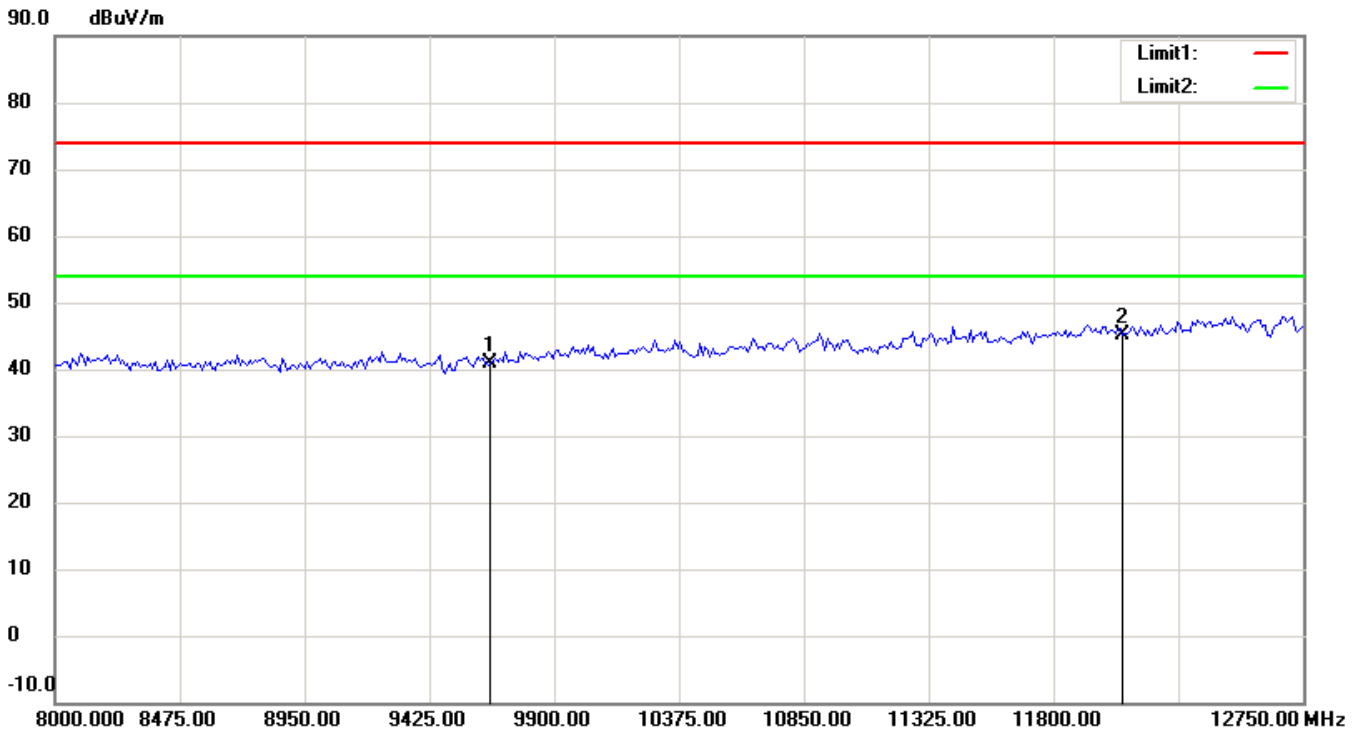
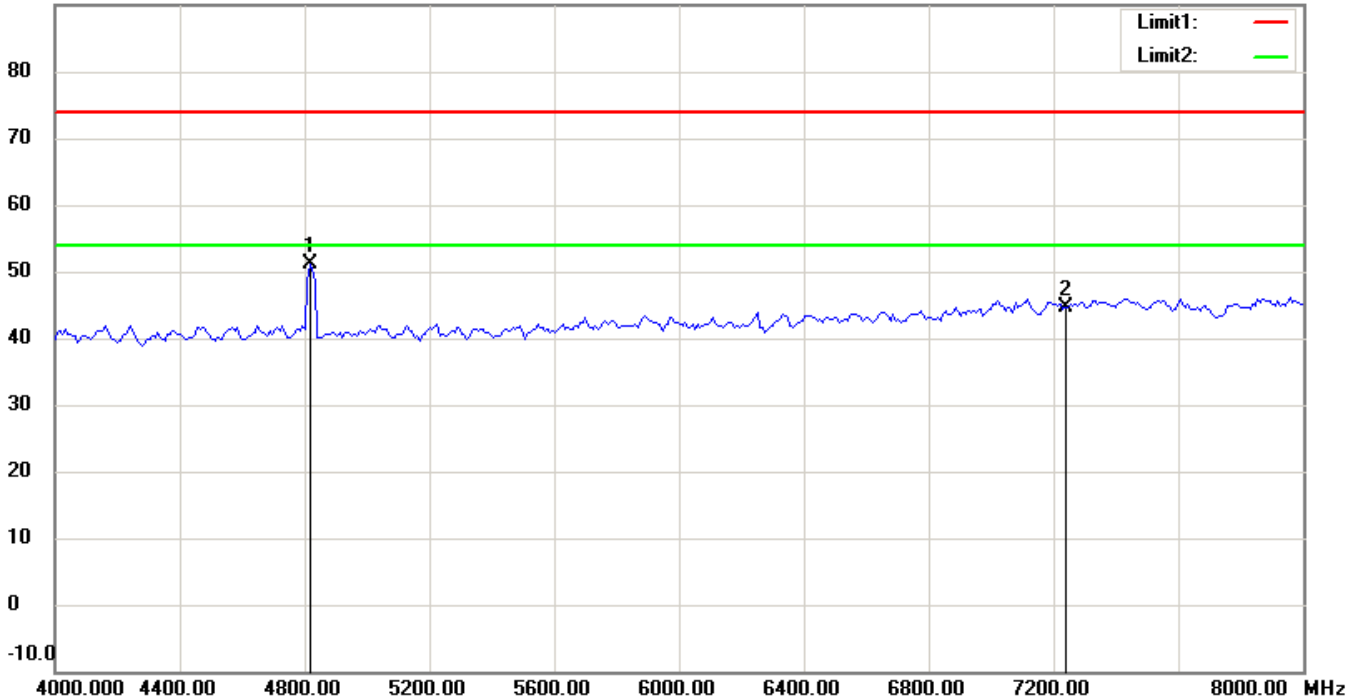
1. The attached measurement plots are preliminarily pre-scanned with peak detector for determining the final checking frequencies and are for reference only.
2. The some frequencies may exceed the limit line without the specified detectors, but that cannot present the results are failed to the specification of test standard.
3. For corrected test results are listed in the relevant table of radiated test data of this test report.



Registration number: W6M21208-12670-C-1

FCC ID: YV8-DA2131-V1

90.0 dBuV/m



Up Line: Peak Limit Line Down Line: Ave Limit Line

Note:

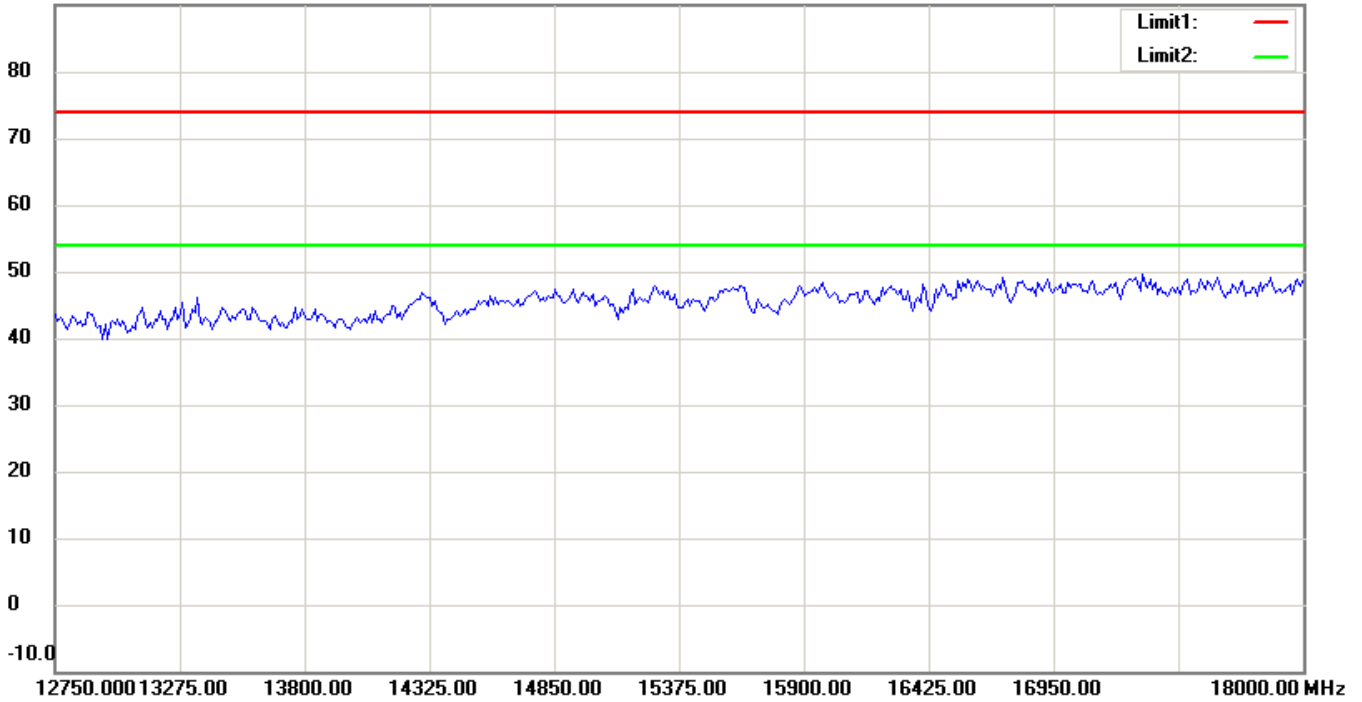
1. The attached measurement plots are preliminarily pre-scanned with peak detector for determining the final checking frequencies and are for reference only.
2. The some frequencies may exceed the limit line without the specified detectors, but that cannot present the results are failed to the specification of test standard.
3. For corrected test results are listed in the relevant table of radiated test data of this test report.



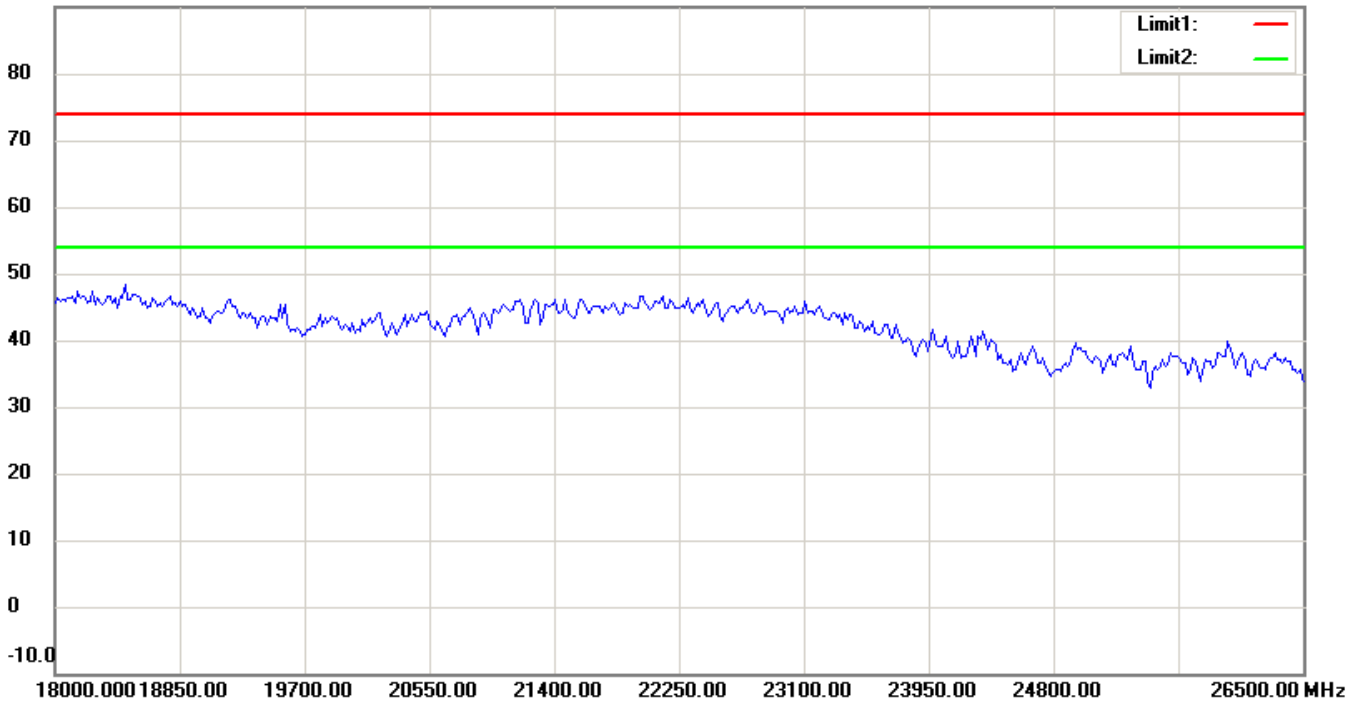
Registration number: W6M21208-12670-C-1

FCC ID: YV8-DA2131-V1

90.0 dBuV/m



90.0 dBuV/m



Up Line: Peak Limit Line Down Line: Ave Limit Line

Note:

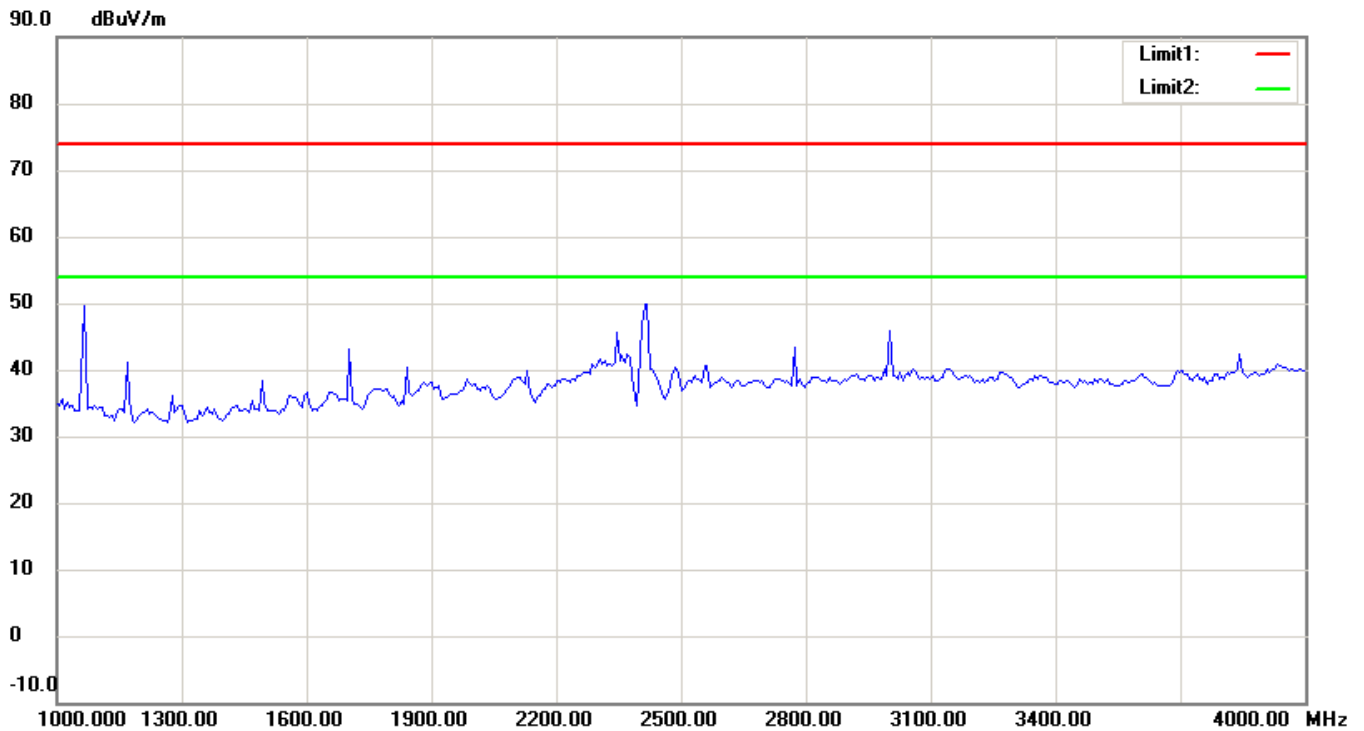
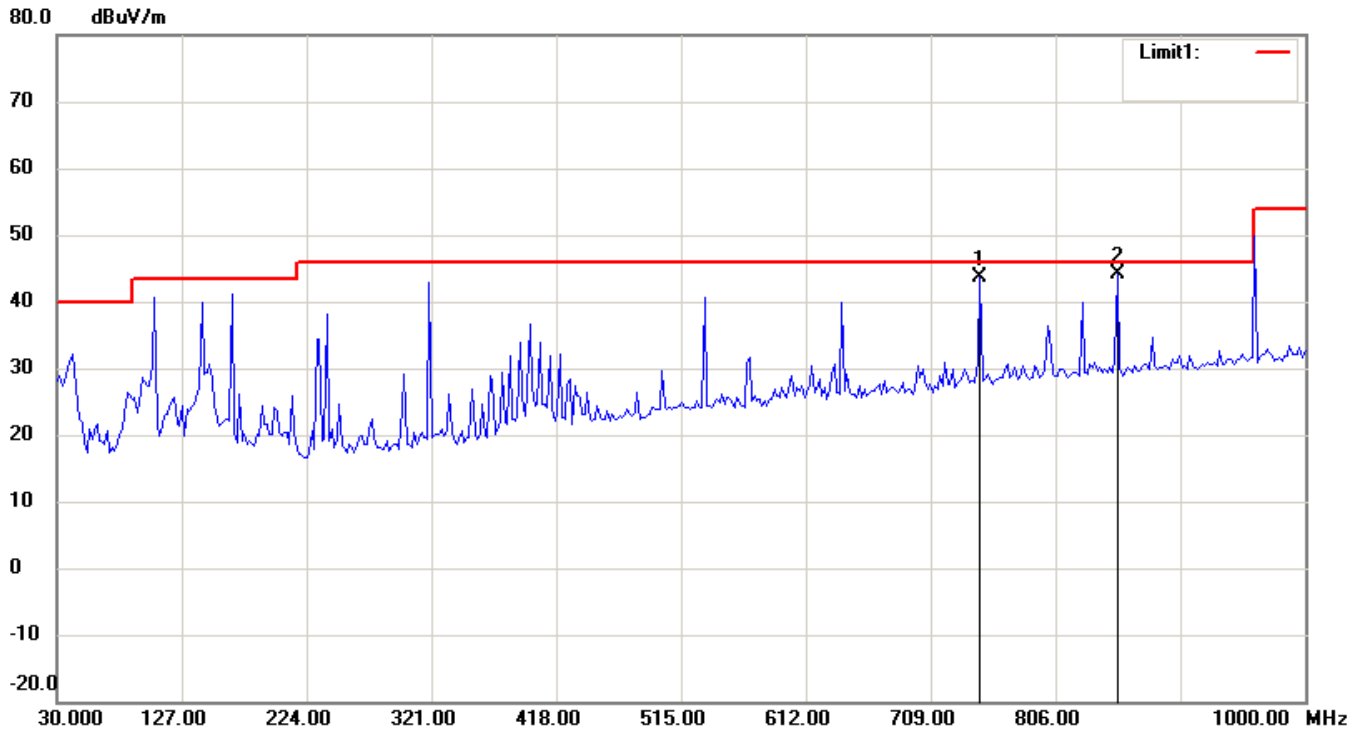
1. The attached measurement plots are preliminarily pre-scanned with peak detector for determining the final checking frequencies and are for reference only.
2. The some frequencies may exceed the limit line without the specified detectors, but that cannot present the results are failed to the specification of test standard.
3. For corrected test results are listed in the relevant table of radiated test data of this test report.



Registration number: W6M21208-12670-C-1

FCC ID: YV8-DA2131-V1

Antenna Polarization V



Up Line: Peak Limit Line Down Line: Ave Limit Line

Note:

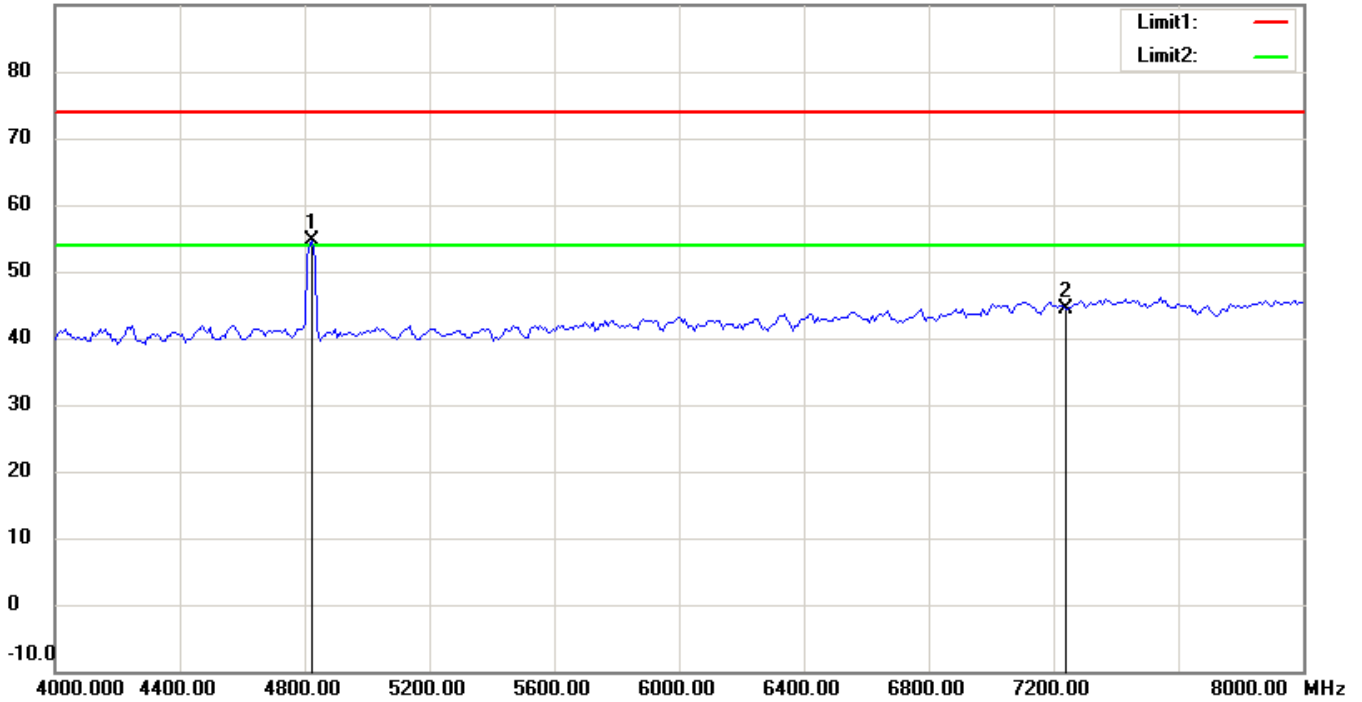
1. The attached measurement plots are preliminarily pre-scanned with peak detector for determining the final checking frequencies and are for reference only.
2. The some frequencies may exceed the limit line without the specified detectors, but that cannot present the results are failed to the specification of test standard.
3. For corrected test results are listed in the relevant table of radiated test data of this test report.



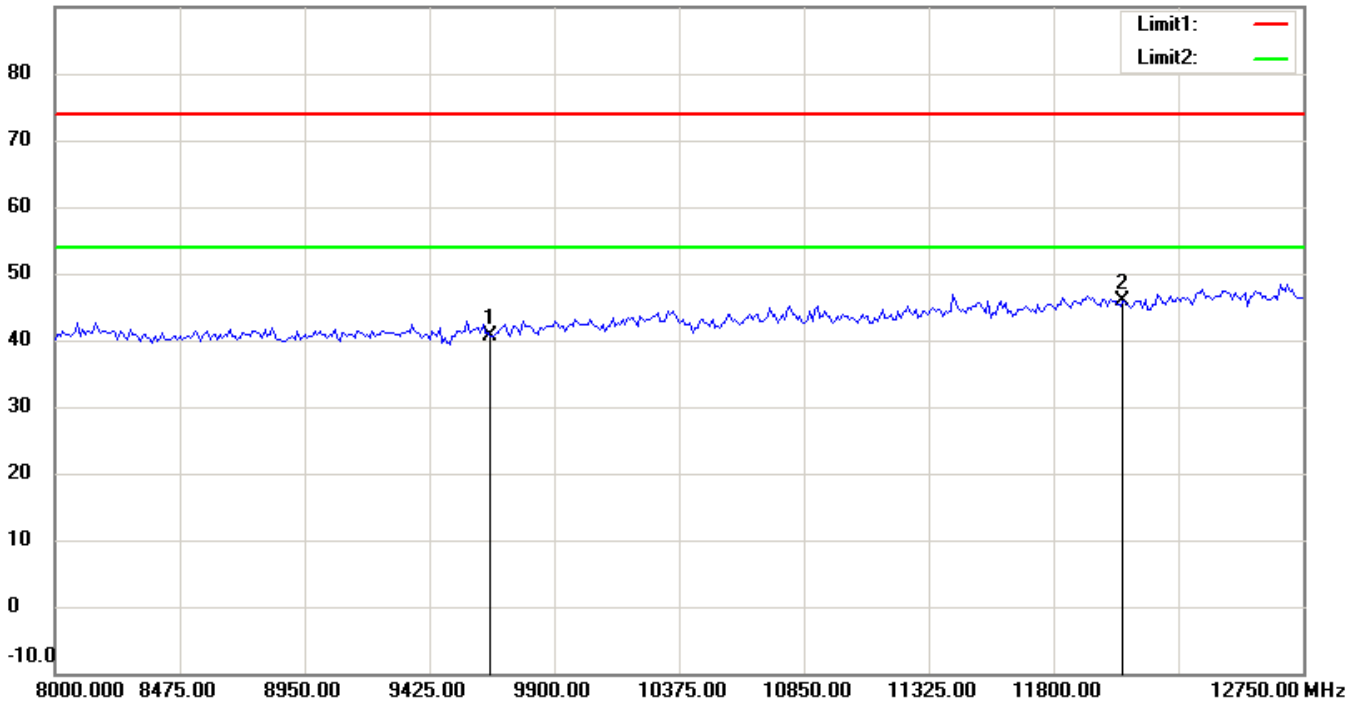
Registration number: W6M21208-12670-C-1

FCC ID: YV8-DA2131-V1

90.0 dBuV/m



90.0 dBuV/m



Up Line: Peak Limit Line Down Line: Ave Limit Line

Note:

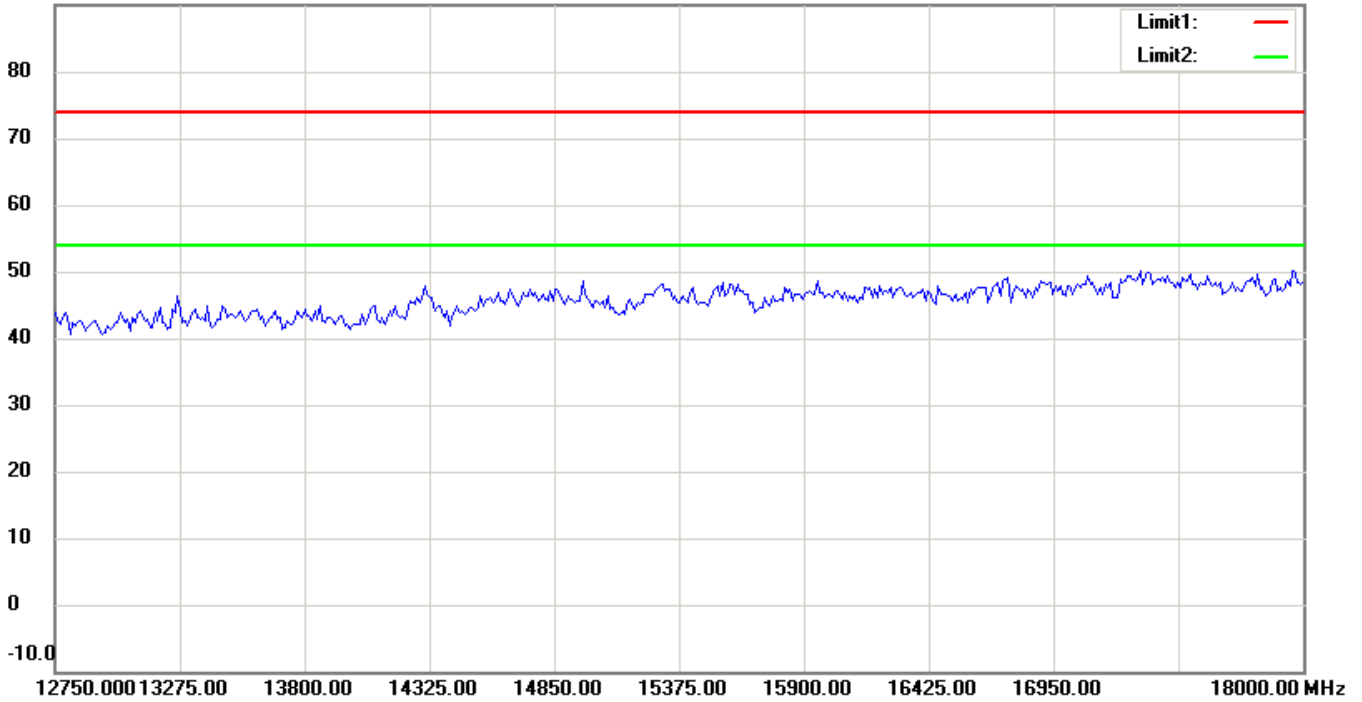
1. The attached measurement plots are preliminarily pre-scanned with peak detector for determining the final checking frequencies and are for reference only.
2. The some frequencies may exceed the limit line without the specified detectors, but that cannot present the results are failed to the specification of test standard.
3. For corrected test results are listed in the relevant table of radiated test data of this test report.



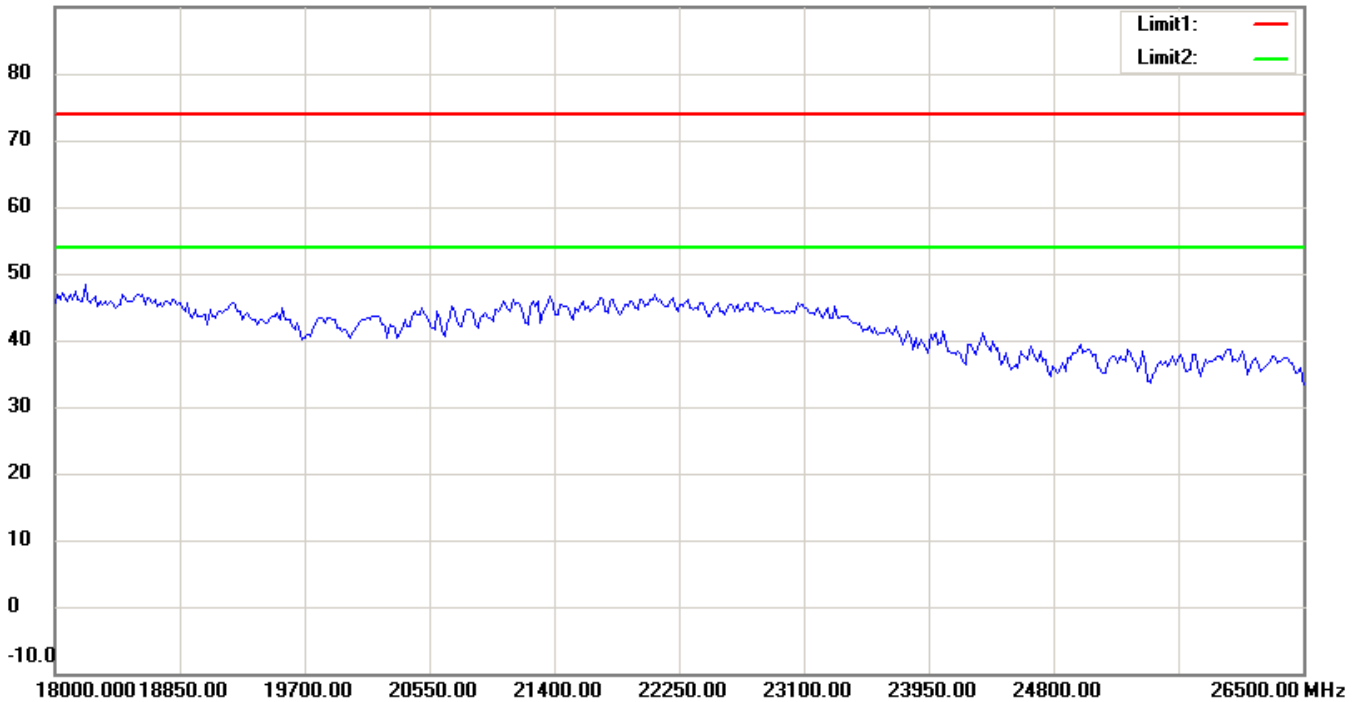
Registration number: W6M21208-12670-C-1

FCC ID: YV8-DA2131-V1

90.0 dBuV/m



90.0 dBuV/m



Up Line: Peak Limit Line Down Line: Ave Limit Line

Note:

1. The attached measurement plots are preliminarily pre-scanned with peak detector for determining the final checking frequencies and are for reference only.
2. The some frequencies may exceed the limit line without the specified detectors, but that cannot present the results are failed to the specification of test standard.
3. For corrected test results are listed in the relevant table of radiated test data of this test report.



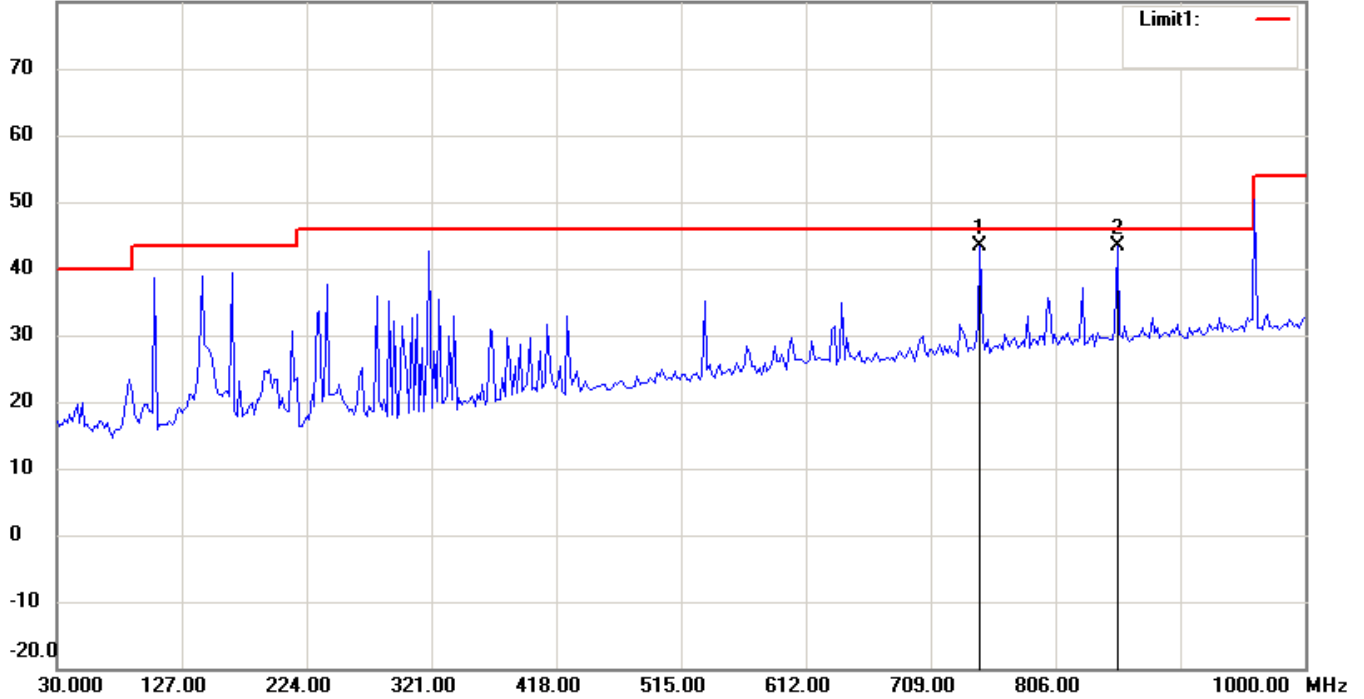
Registration number: W6M21208-12670-C-1

FCC ID: YV8-DA2131-V1

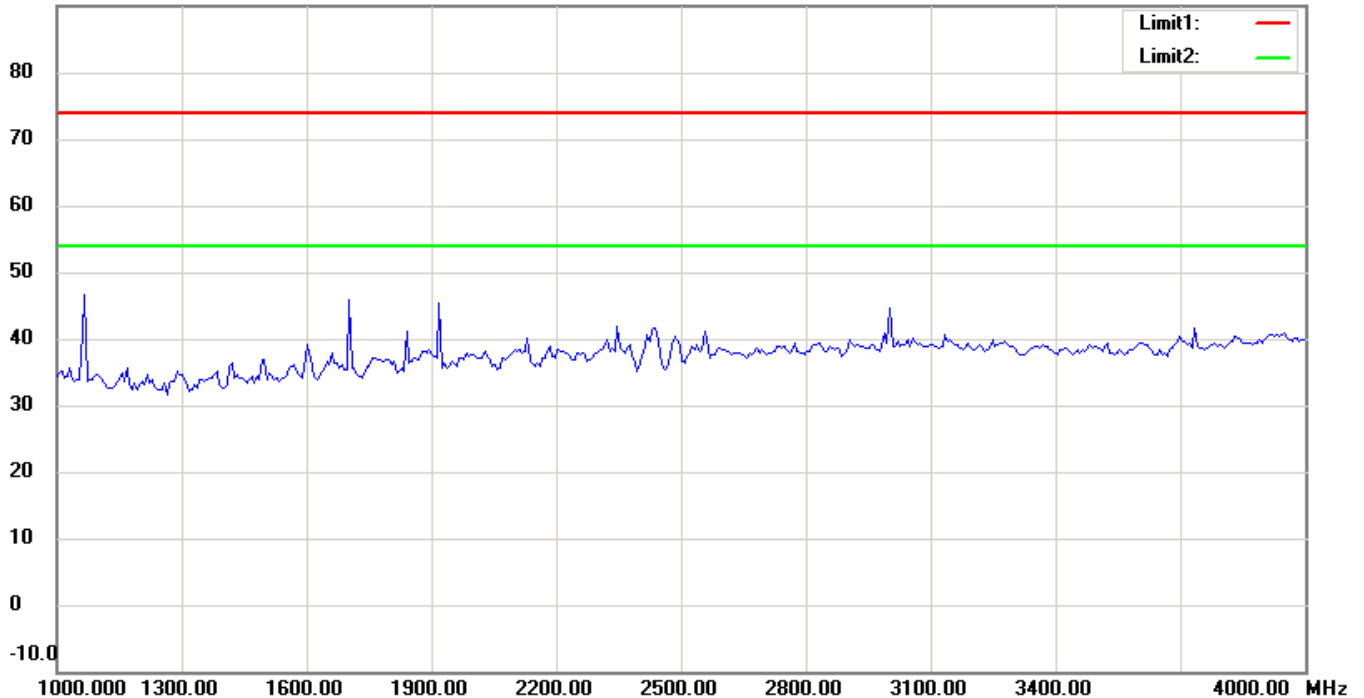
802.11n(20MHz) CH6

Antenna Polarization H

80.0 dBuV/m



90.0 dBuV/m



Up Line: Peak Limit Line Down Line: Ave Limit Line

Note:

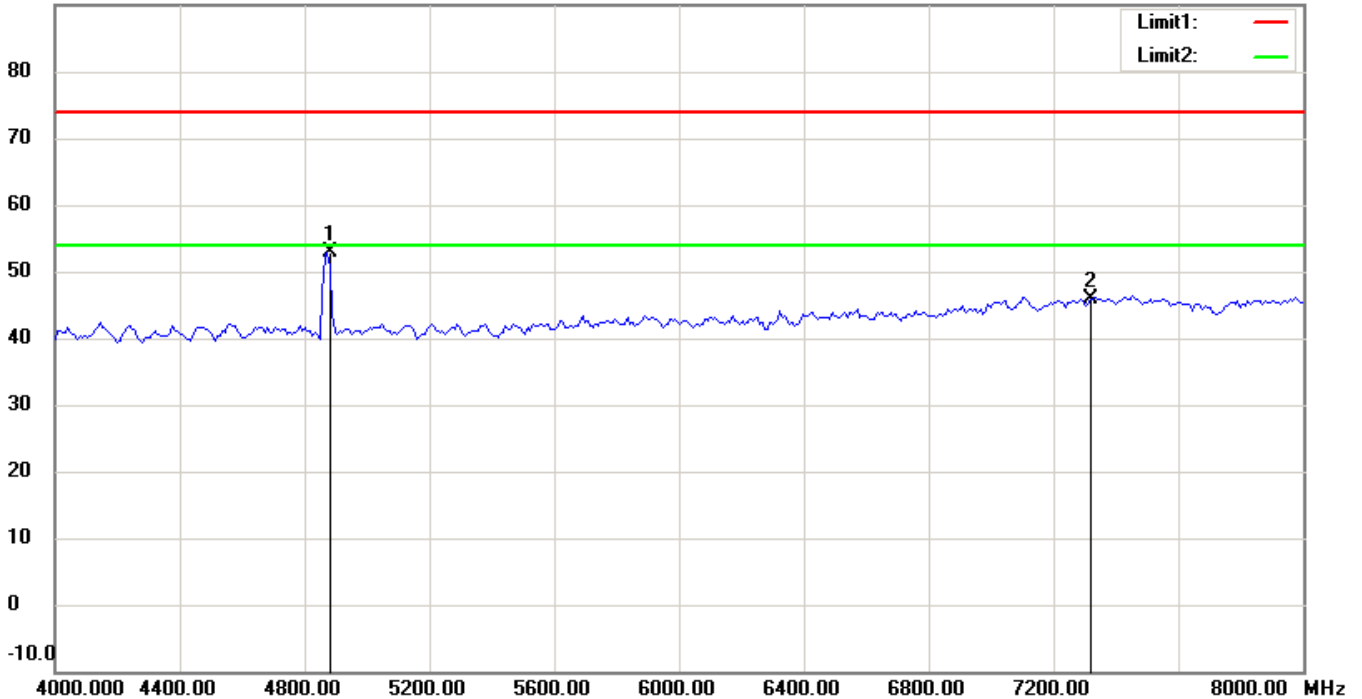
1. The attached measurement plots are preliminarily pre-scanned with peak detector for determining the final checking frequencies and are for reference only.
2. The some frequencies may exceed the limit line without the specified detectors, but that cannot present the results are failed to the specification of test standard.
3. For corrected test results are listed in the relevant table of radiated test data of this test report.



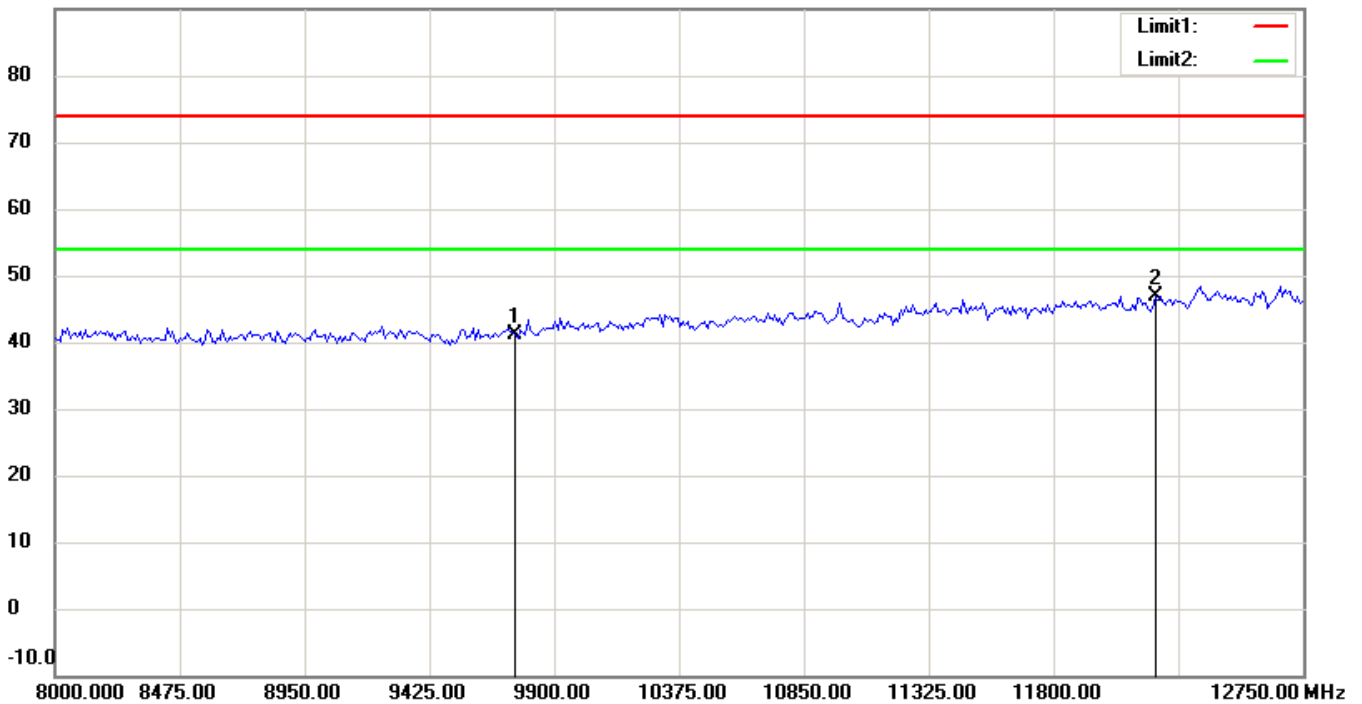
Registration number: W6M21208-12670-C-1

FCC ID: YV8-DA2131-V1

90.0 dBuV/m



90.0 dBuV/m



Up Line: Peak Limit Line Down Line: Ave Limit Line

Note:

1. The attached measurement plots are preliminarily pre-scanned with peak detector for determining the final checking frequencies and are for reference only.
2. The some frequencies may exceed the limit line without the specified detectors, but that cannot present the results are failed to the specification of test standard.
3. For corrected test results are listed in the relevant table of radiated test data of this test report.

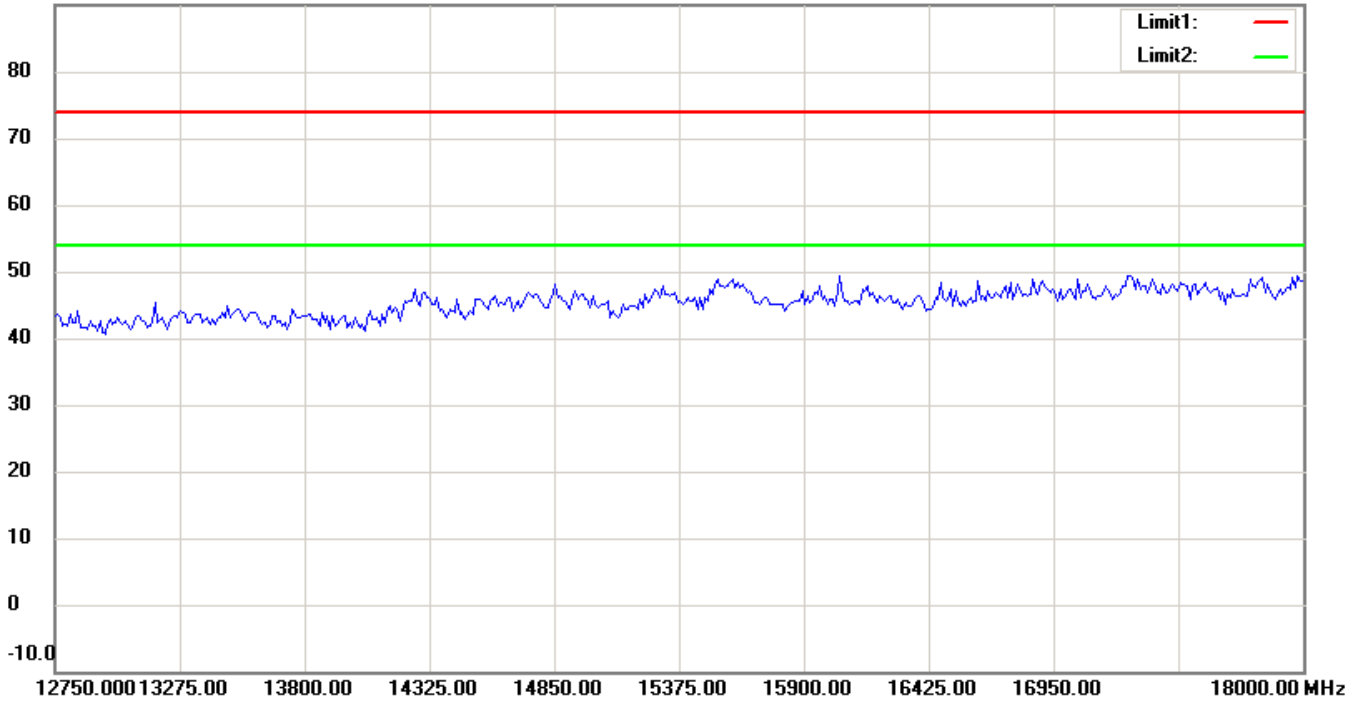


Worldwide Testing Services(Taiwan) Co., Ltd.

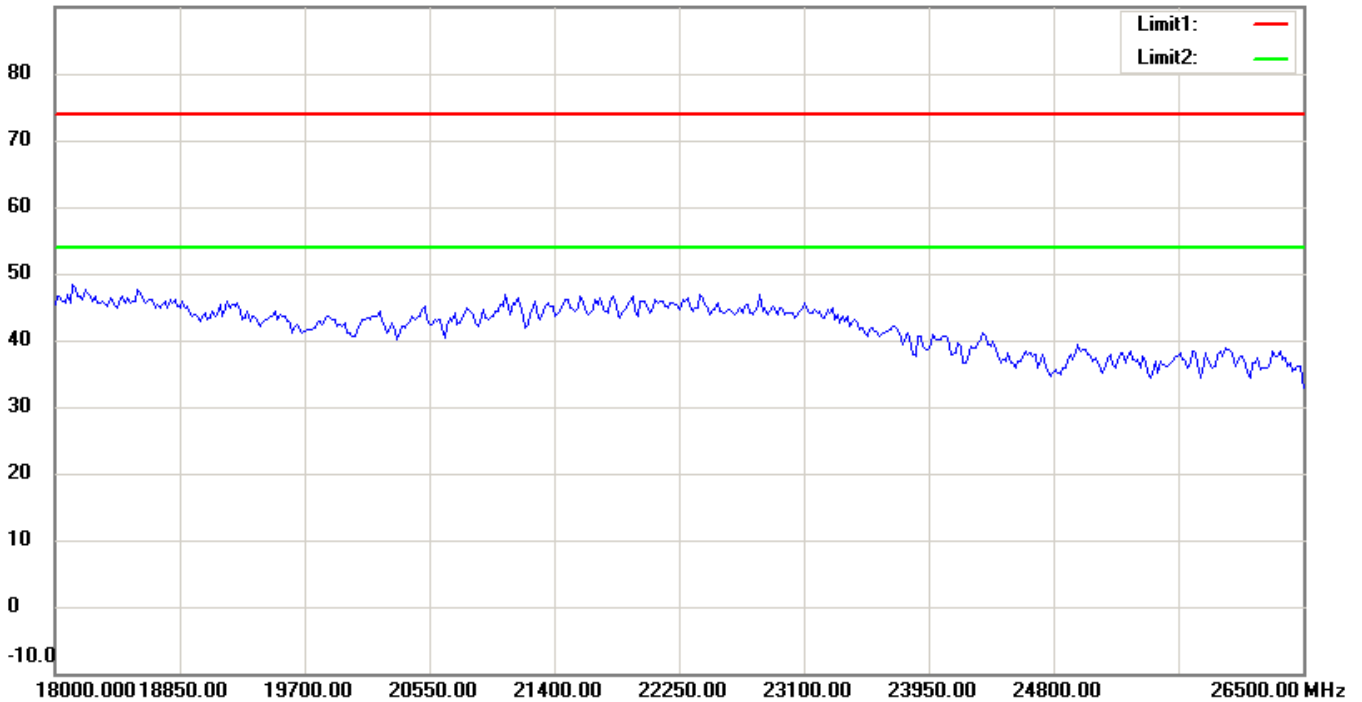
Registration number: W6M21208-12670-C-1

FCC ID: YV8-DA2131-V1

90.0 dBuV/m



90.0 dBuV/m



Up Line: Peak Limit Line Down Line: Ave Limit Line

Note:

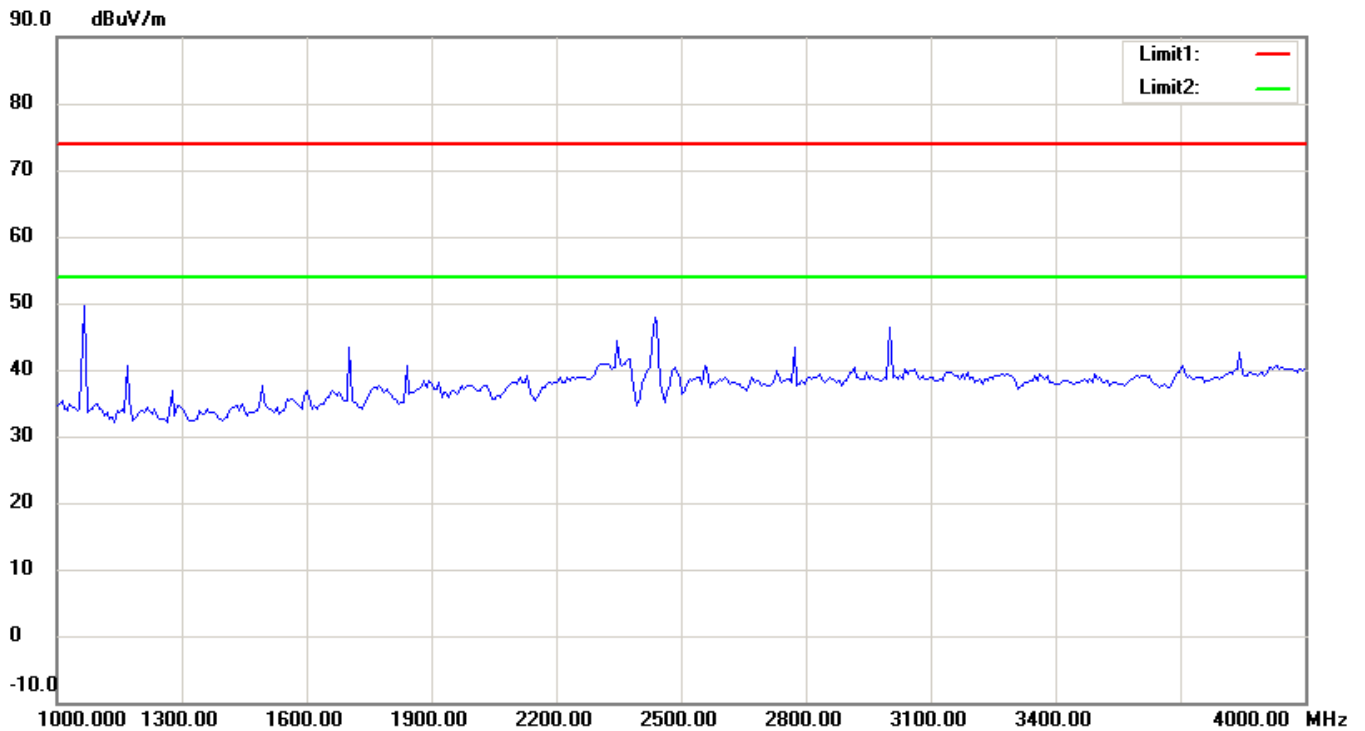
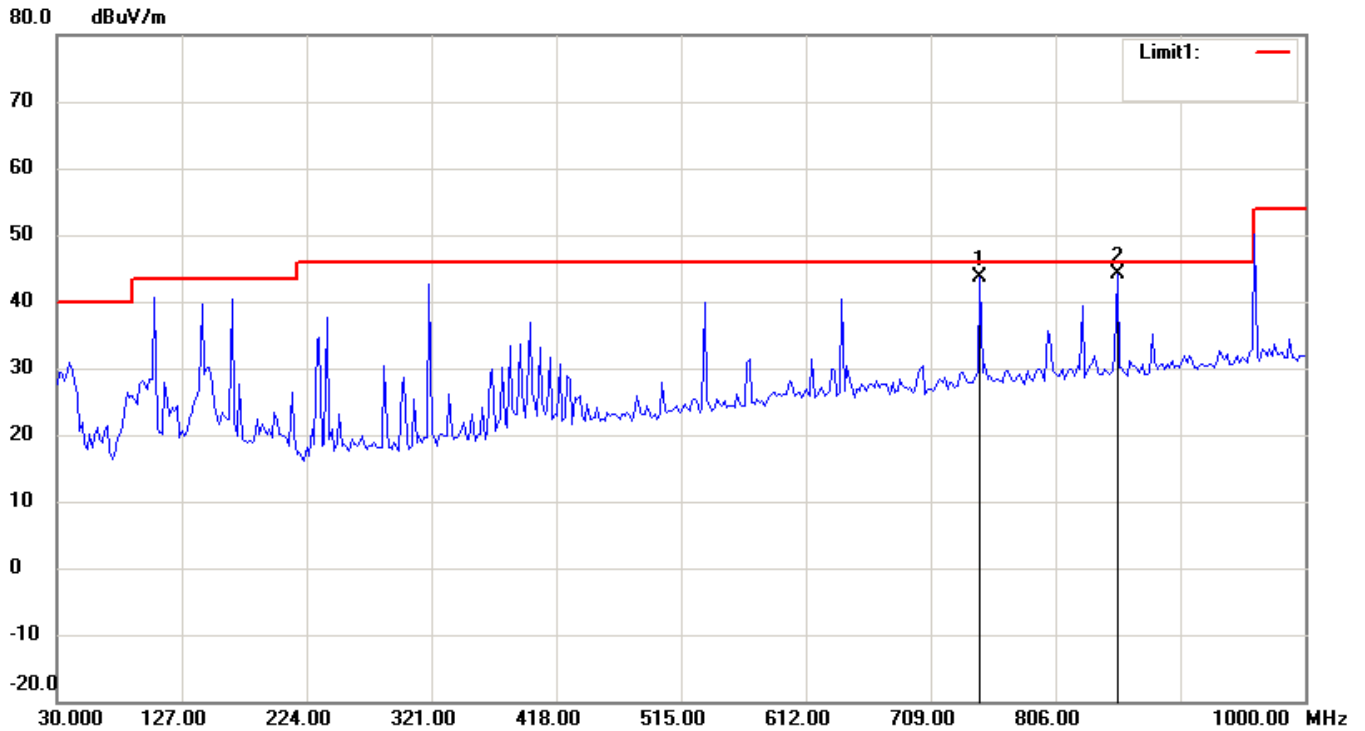
1. The attached measurement plots are preliminarily pre-scanned with peak detector for determining the final checking frequencies and are for reference only.
2. The some frequencies may exceed the limit line without the specified detectors, but that cannot present the results are failed to the specification of test standard.
3. For corrected test results are listed in the relevant table of radiated test data of this test report.



Registration number: W6M21208-12670-C-1

FCC ID: YV8-DA2131-V1

Antenna Polarization V



Up Line: Peak Limit Line Down Line: Ave Limit Line

Note:

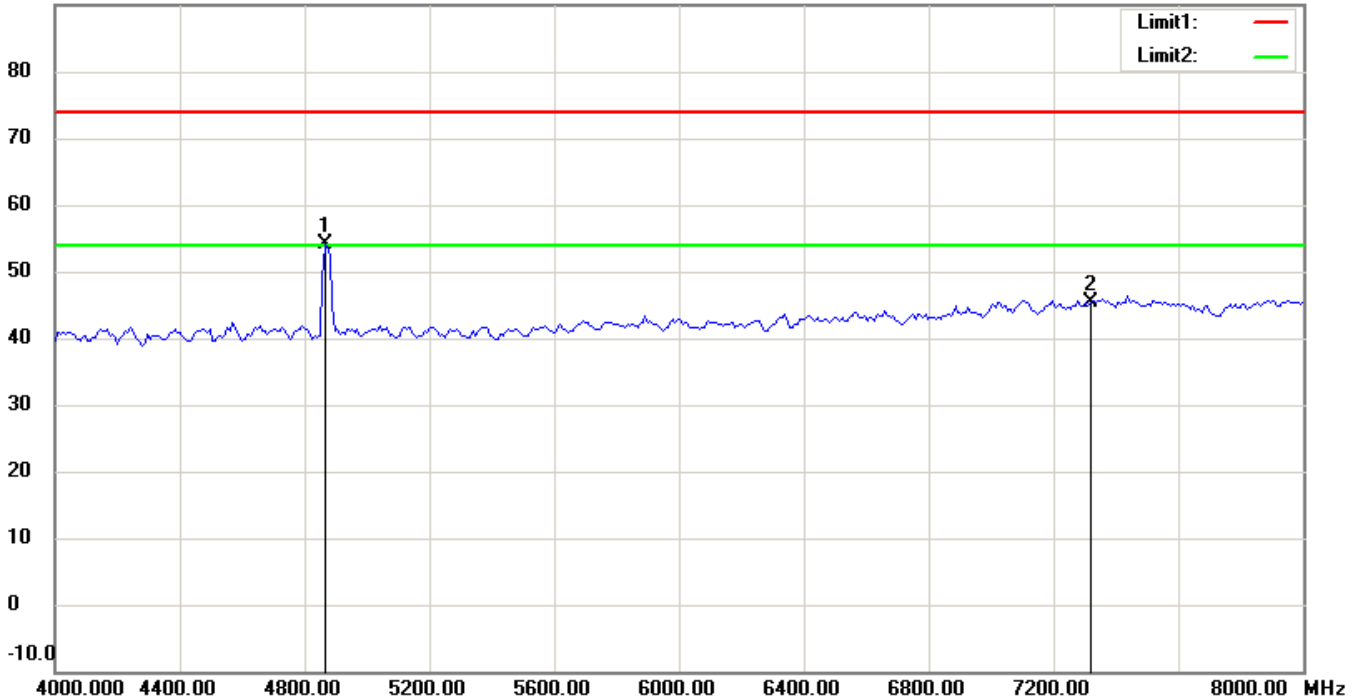
1. The attached measurement plots are preliminarily pre-scanned with peak detector for determining the final checking frequencies and are for reference only.
2. The some frequencies may exceed the limit line without the specified detectors, but that cannot present the results are failed to the specification of test standard.
3. For corrected test results are listed in the relevant table of radiated test data of this test report.



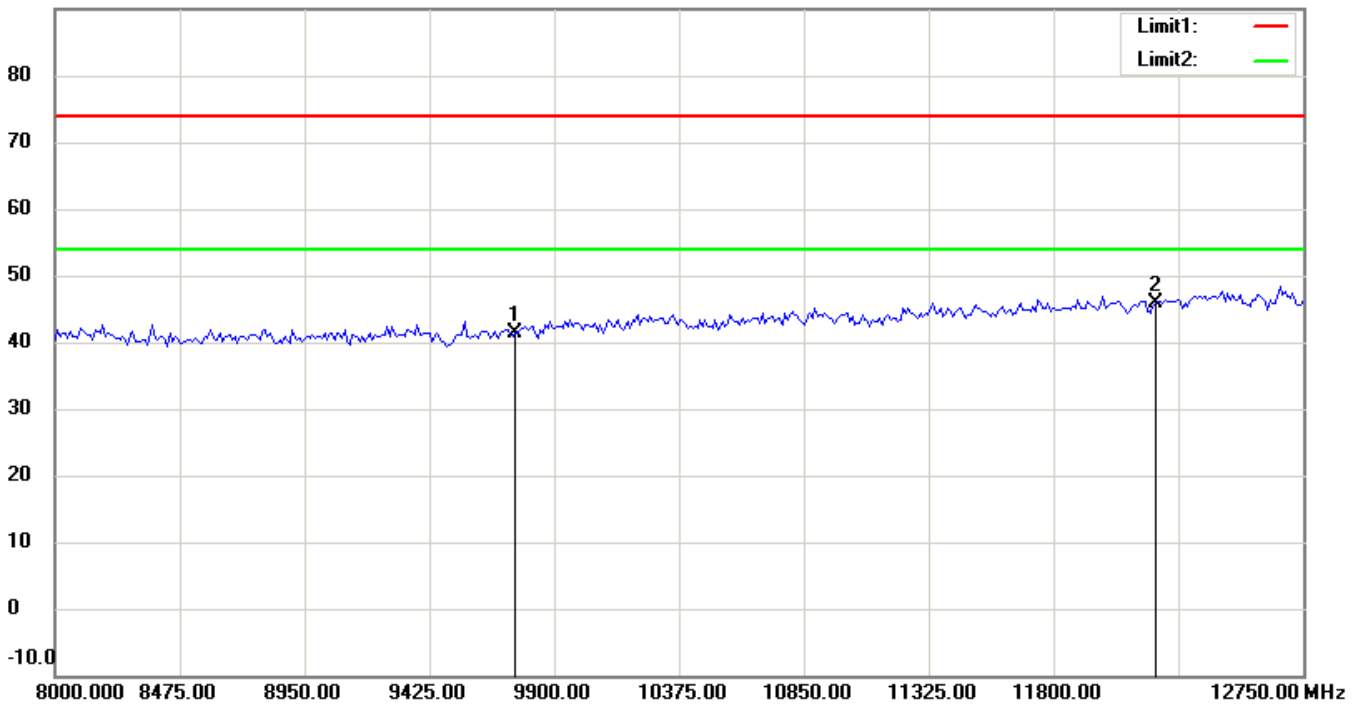
Registration number: W6M21208-12670-C-1

FCC ID: YV8-DA2131-V1

90.0 dBuV/m



90.0 dBuV/m



Up Line: Peak Limit Line Down Line: Ave Limit Line

Note:

1. The attached measurement plots are preliminarily pre-scanned with peak detector for determining the final checking frequencies and are for reference only.
2. The some frequencies may exceed the limit line without the specified detectors, but that cannot present the results are failed to the specification of test standard.
3. For corrected test results are listed in the relevant table of radiated test data of this test report.

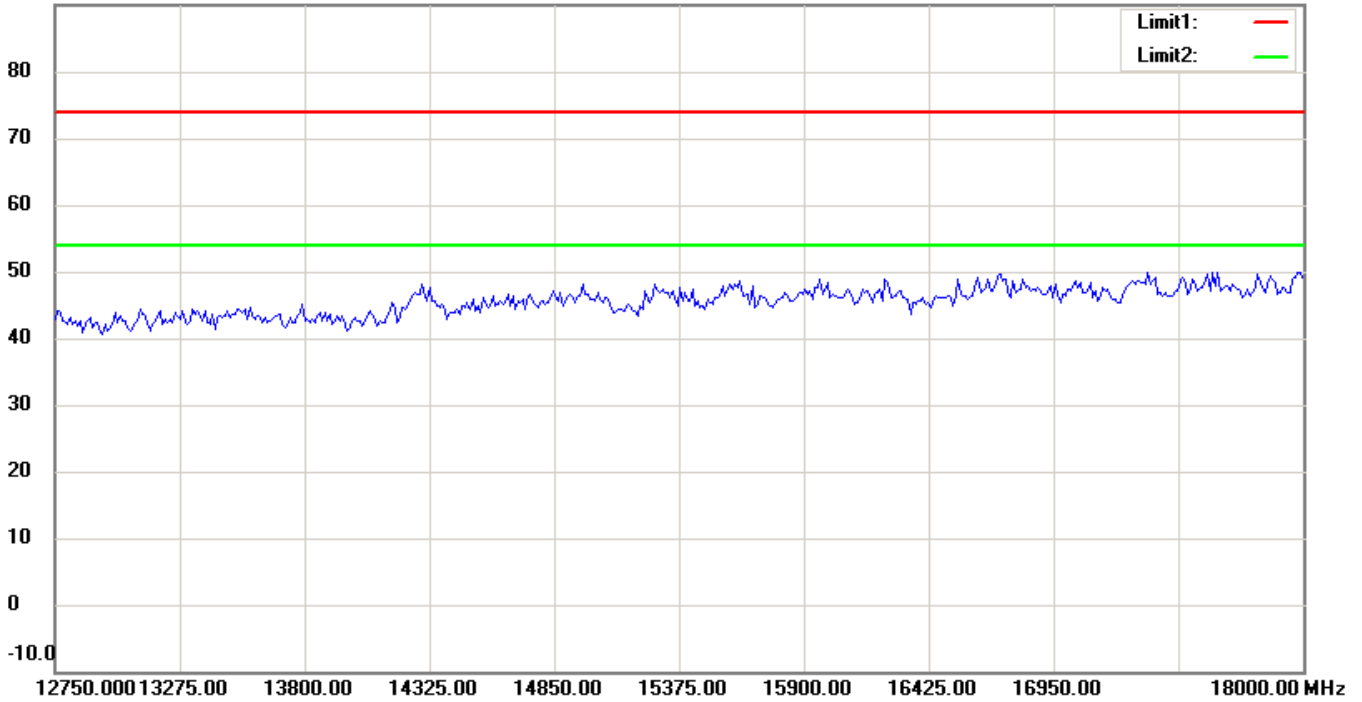


Worldwide Testing Services(Taiwan) Co., Ltd.

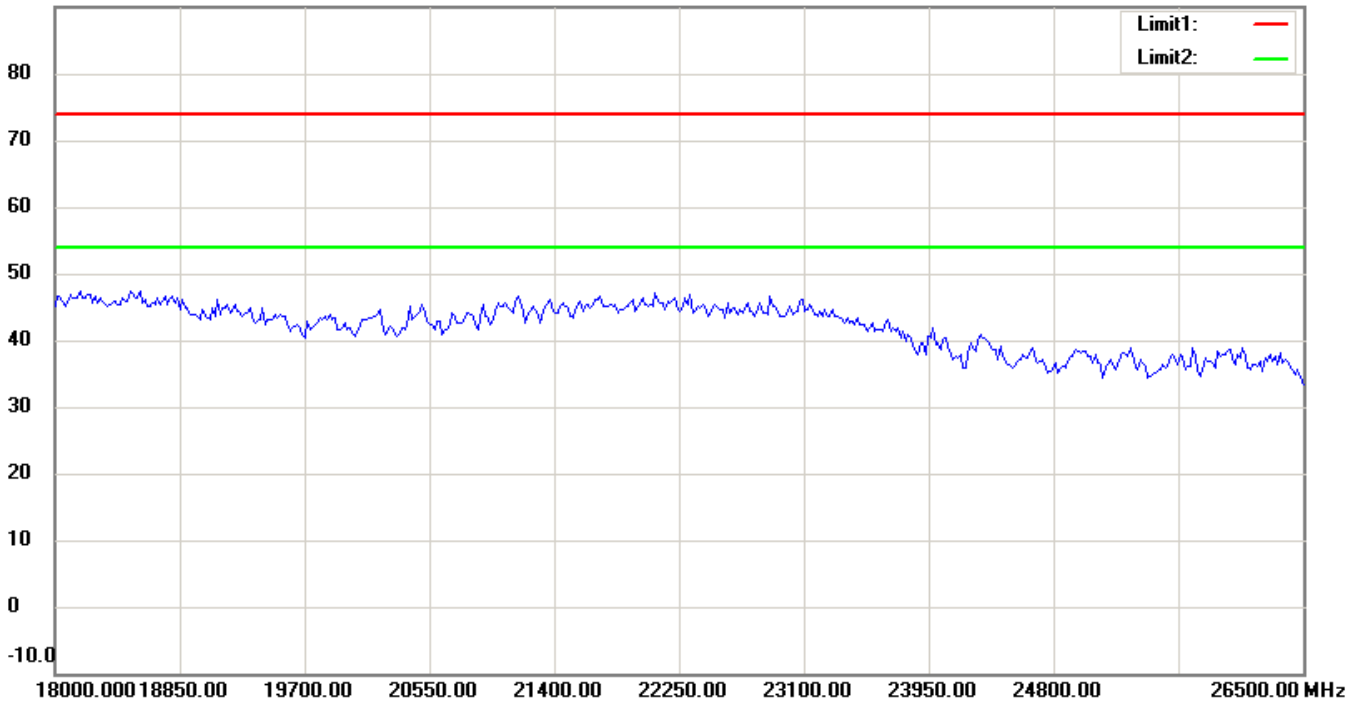
Registration number: W6M21208-12670-C-1

FCC ID: YV8-DA2131-V1

90.0 dBuV/m



90.0 dBuV/m



Up Line: Peak Limit Line Down Line: Ave Limit Line

Note:

1. The attached measurement plots are preliminarily pre-scanned with peak detector for determining the final checking frequencies and are for reference only.
2. The some frequencies may exceed the limit line without the specified detectors, but that cannot present the results are failed to the specification of test standard.
3. For corrected test results are listed in the relevant table of radiated test data of this test report.

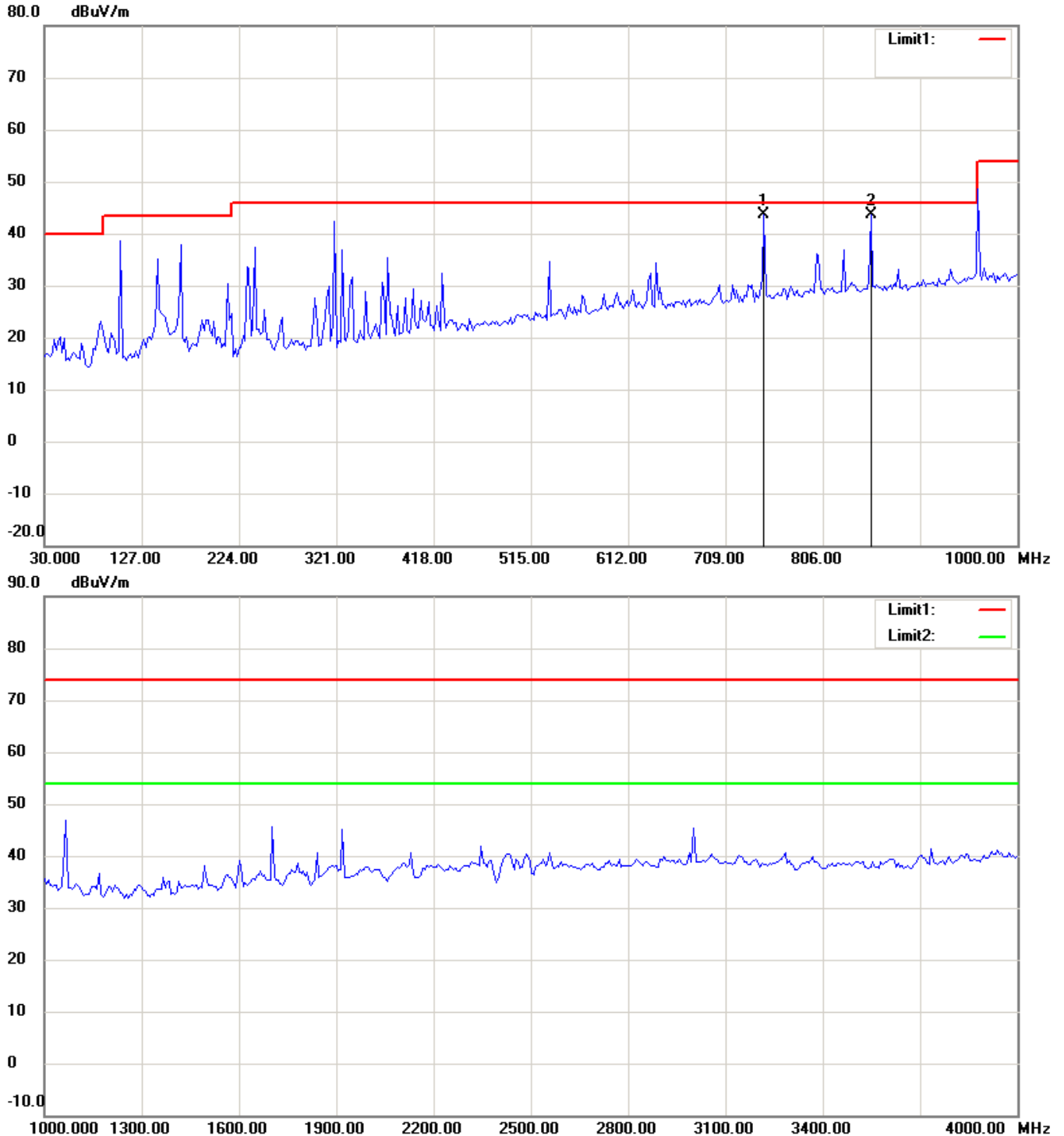


Registration number: W6M21208-12670-C-1

FCC ID: YV8-DA2131-V1

802.11n(20MHz) CH11

Antenna Polarization H



Up Line: Peak Limit Line Down Line: Ave Limit Line

Note:

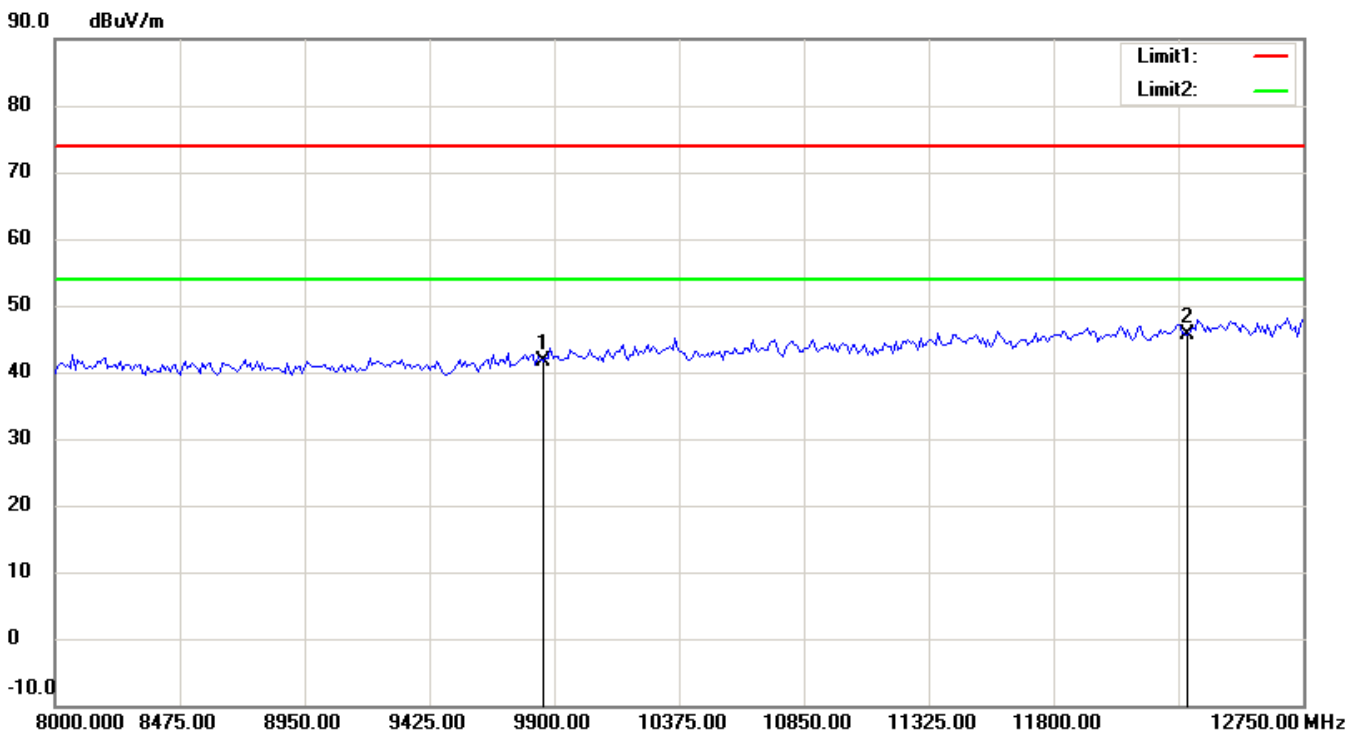
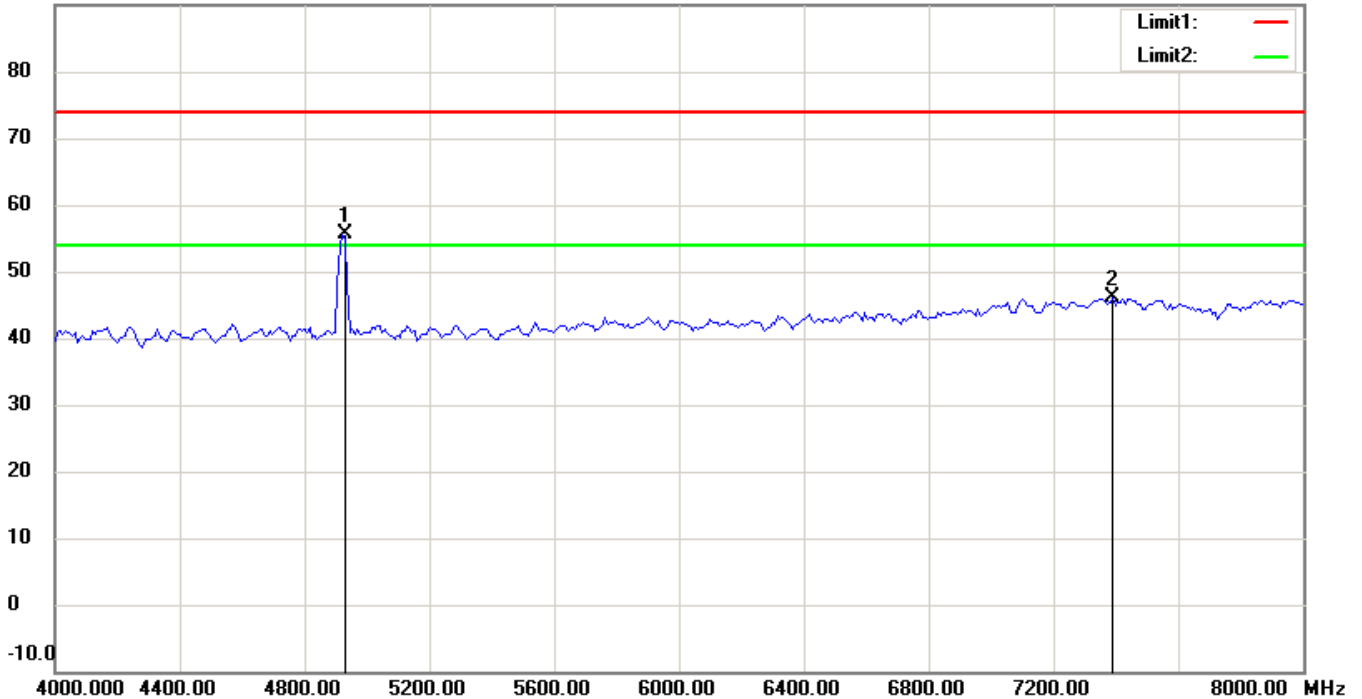
1. The attached measurement plots are preliminarily pre-scanned with peak detector for determining the final checking frequencies and are for reference only.
2. The some frequencies may exceed the limit line without the specified detectors, but that cannot present the results are failed to the specification of test standard.
3. For corrected test results are listed in the relevant table of radiated test data of this test report.



Registration number: W6M21208-12670-C-1

FCC ID: YV8-DA2131-V1

90.0 dBuV/m



Up Line: Peak Limit Line Down Line: Ave Limit Line

Note:

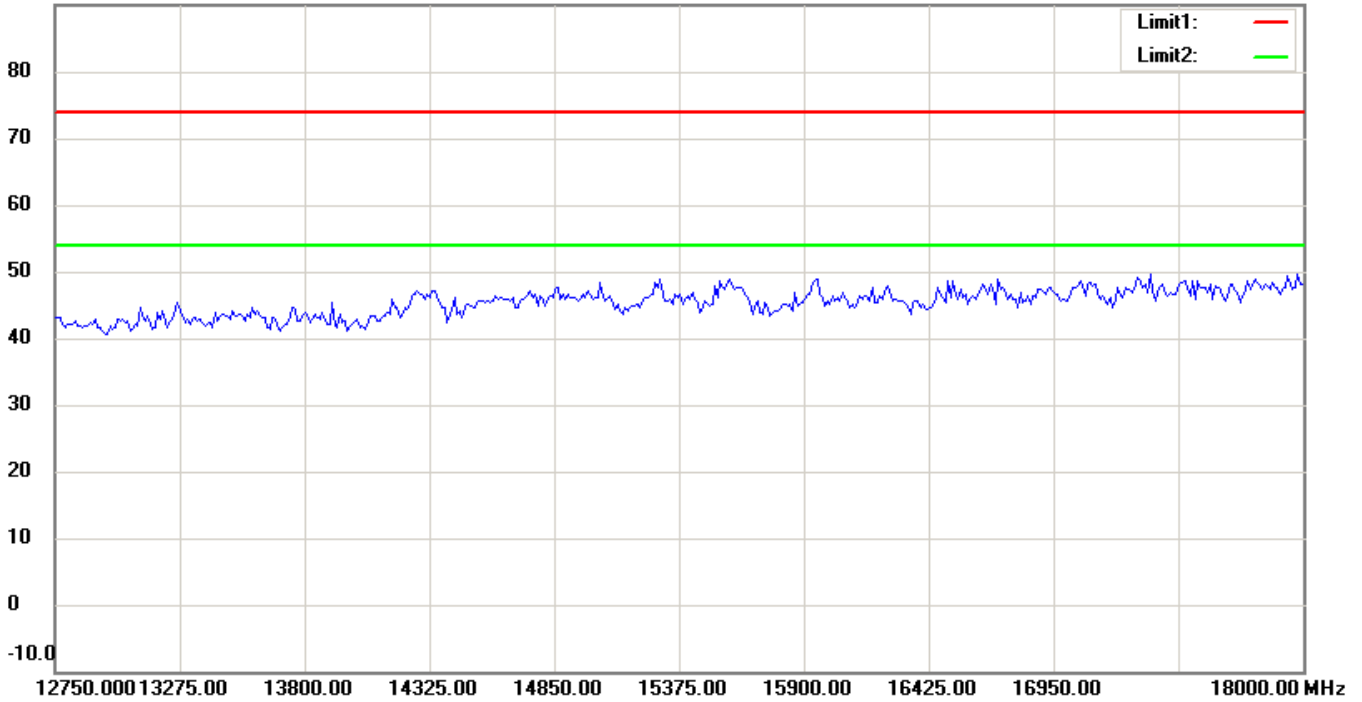
1. The attached measurement plots are preliminarily pre-scanned with peak detector for determining the final checking frequencies and are for reference only.
2. The some frequencies may exceed the limit line without the specified detectors, but that cannot present the results are failed to the specification of test standard.
3. For corrected test results are listed in the relevant table of radiated test data of this test report.



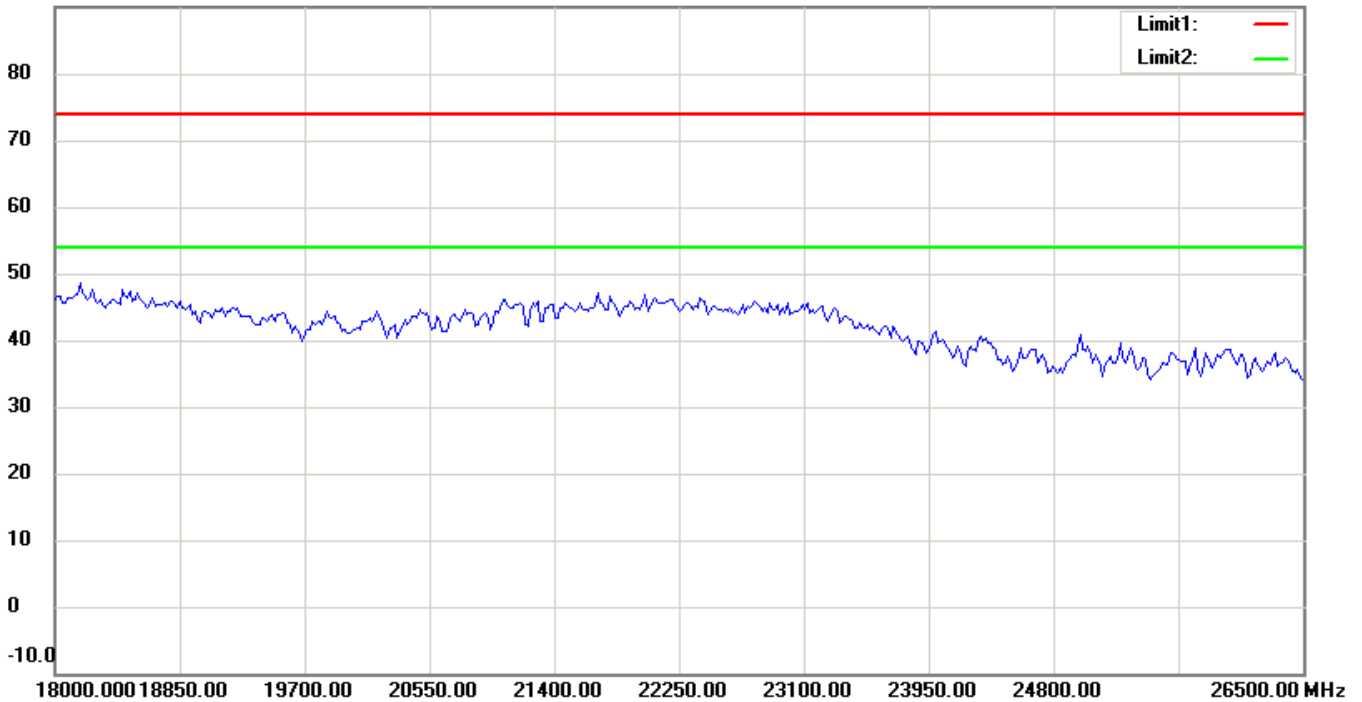
Registration number: W6M21208-12670-C-1

FCC ID: YV8-DA2131-V1

90.0 dBuV/m



90.0 dBuV/m



Up Line: Peak Limit Line Down Line: Ave Limit Line

Note:

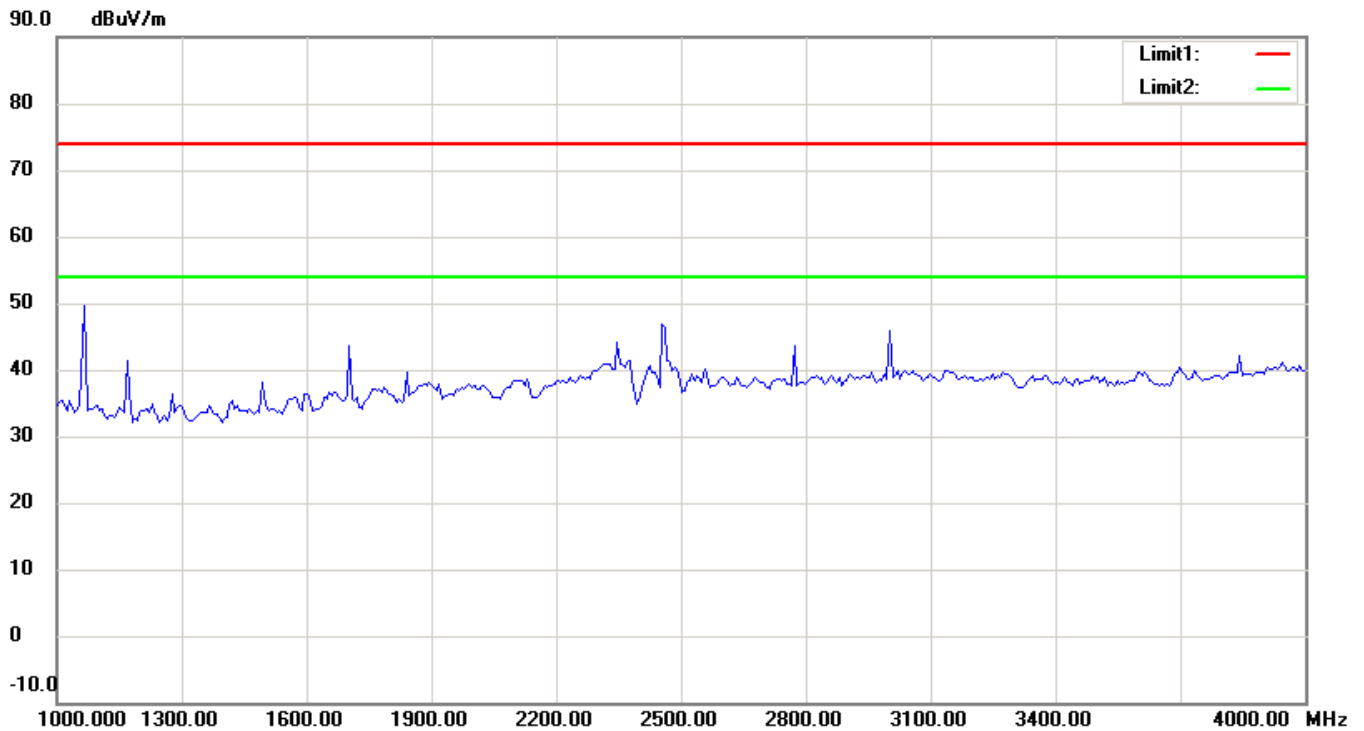
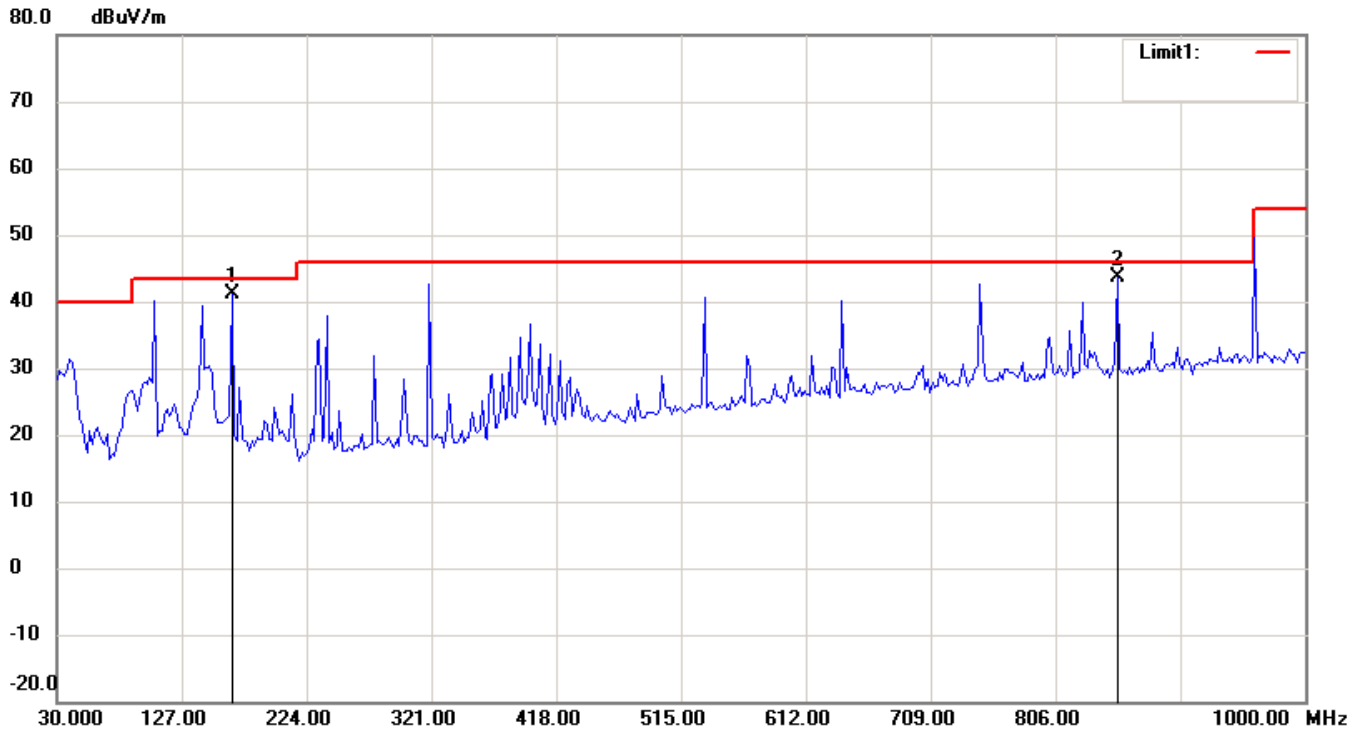
1. The attached measurement plots are preliminarily pre-scanned with peak detector for determining the final checking frequencies and are for reference only.
2. The some frequencies may exceed the limit line without the specified detectors, but that cannot present the results are failed to the specification of test standard.
3. For corrected test results are listed in the relevant table of radiated test data of this test report.



Registration number: W6M21208-12670-C-1

FCC ID: YV8-DA2131-V1

Antenna Polarization V



Up Line: Peak Limit Line Down Line: Ave Limit Line

Note:

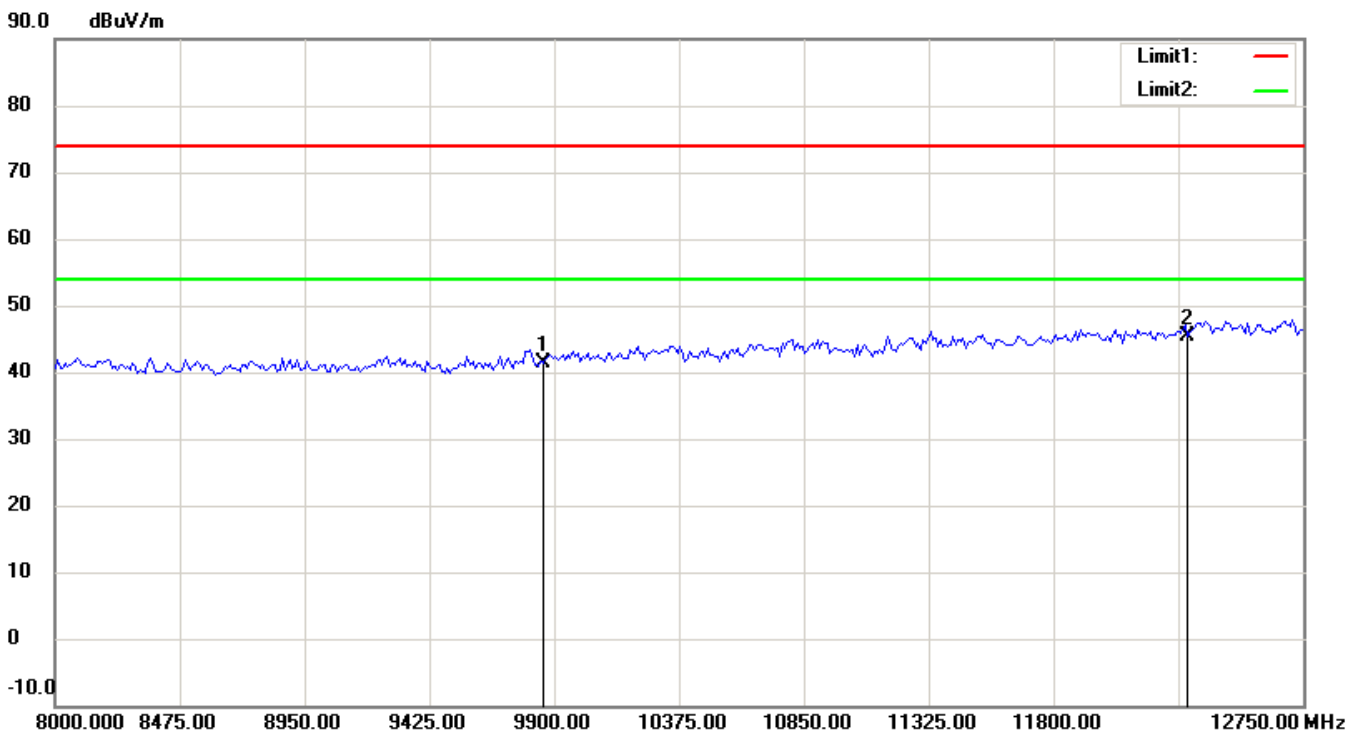
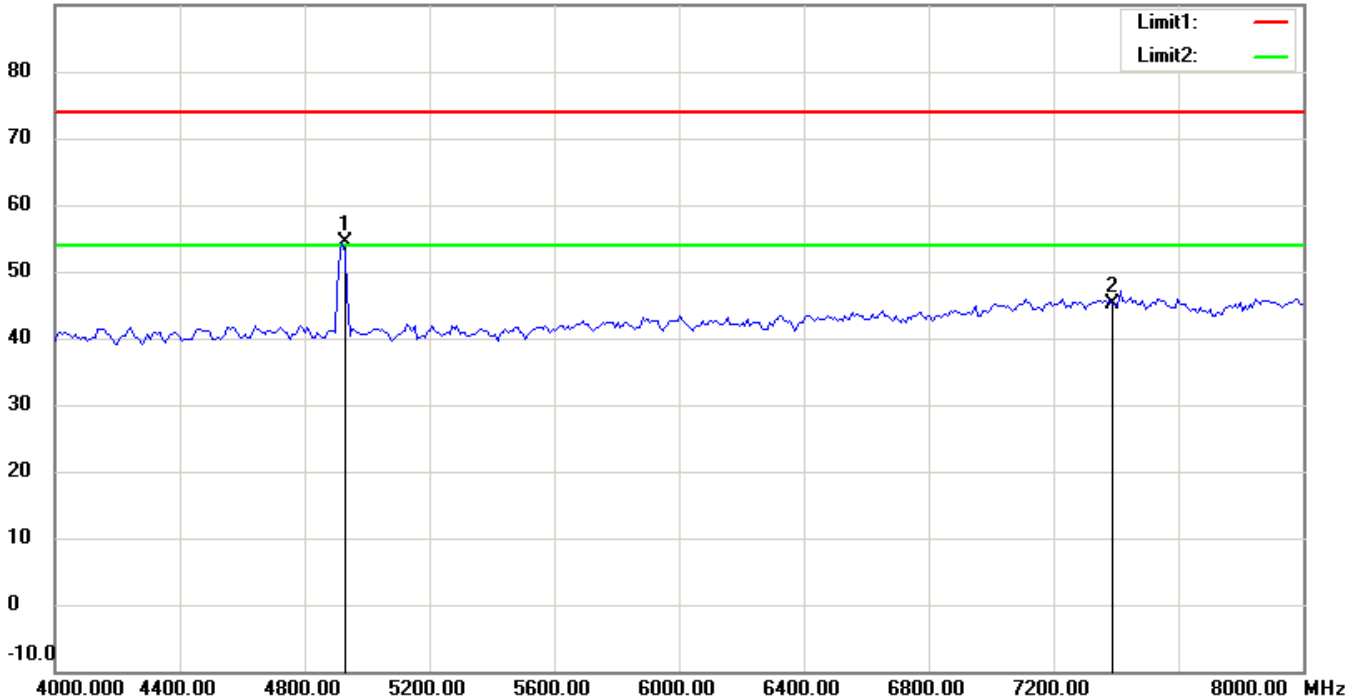
1. The attached measurement plots are preliminarily pre-scanned with peak detector for determining the final checking frequencies and are for reference only.
2. The some frequencies may exceed the limit line without the specified detectors, but that cannot present the results are failed to the specification of test standard.
3. For corrected test results are listed in the relevant table of radiated test data of this test report.



Registration number: W6M21208-12670-C-1

FCC ID: YV8-DA2131-V1

90.0 dBuV/m



Up Line: Peak Limit Line Down Line: Ave Limit Line

Note:

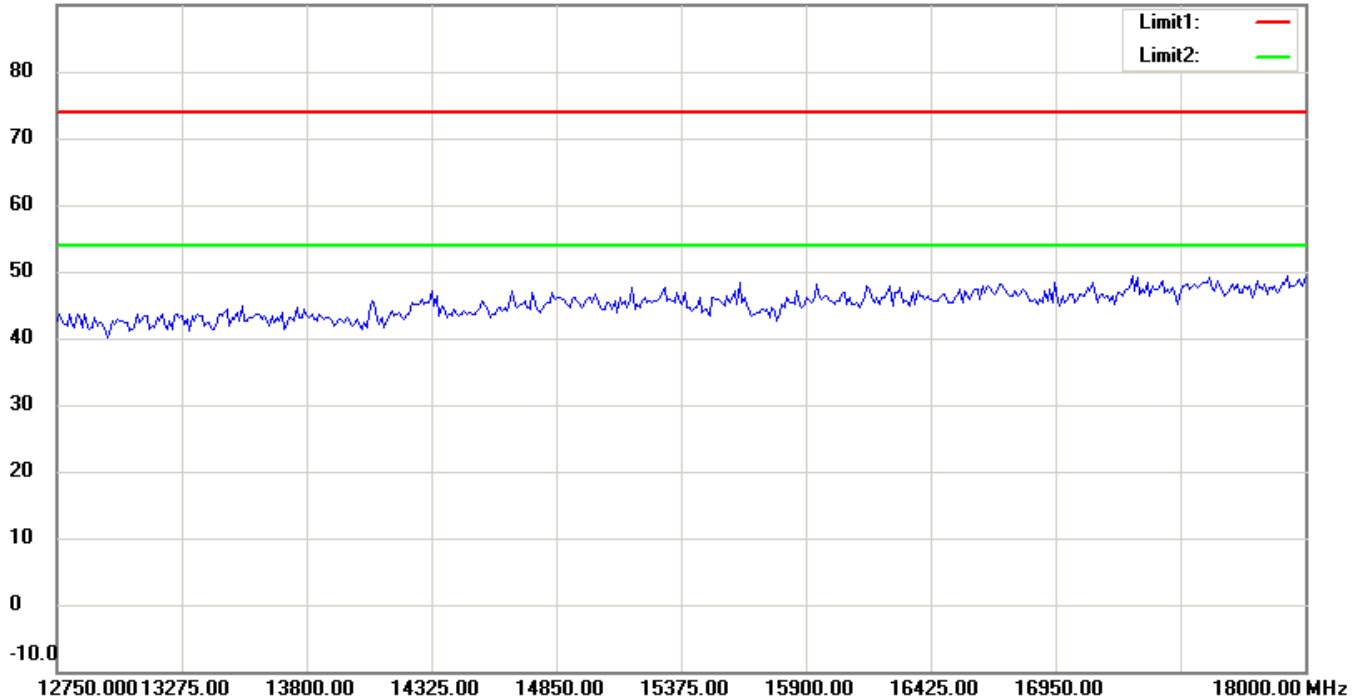
1. The attached measurement plots are preliminarily pre-scanned with peak detector for determining the final checking frequencies and are for reference only.
2. The some frequencies may exceed the limit line without the specified detectors, but that cannot present the results are failed to the specification of test standard.
3. For corrected test results are listed in the relevant table of radiated test data of this test report.



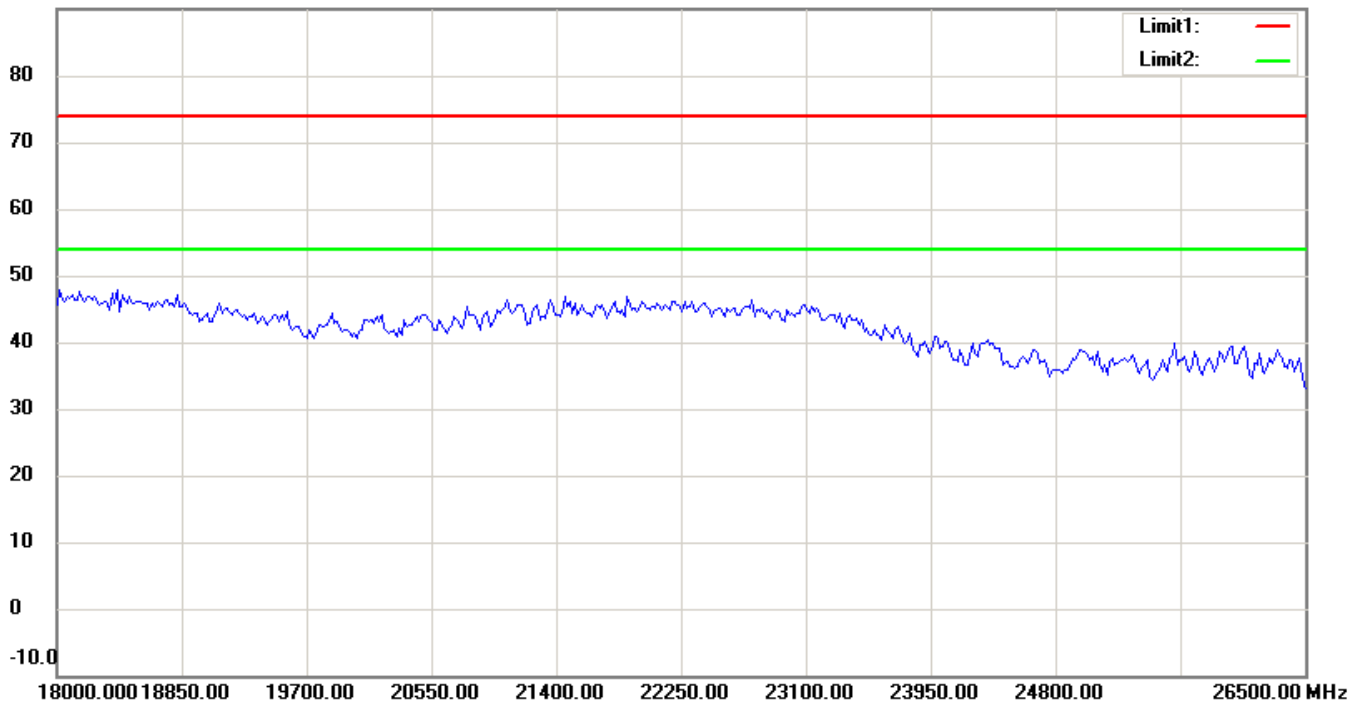
Registration number: W6M21208-12670-C-1

FCC ID: YV8-DA2131-V1

90.0 dBuV/m



90.0 dBuV/m



Up Line: Peak Limit Line Down Line: Ave Limit Line

Note:

1. The attached measurement plots are preliminarily pre-scanned with peak detector for determining the final checking frequencies and are for reference only.
2. The some frequencies may exceed the limit line without the specified detectors, but that cannot present the results are failed to the specification of test standard.
3. For corrected test results are listed in the relevant table of radiated test data of this test report.



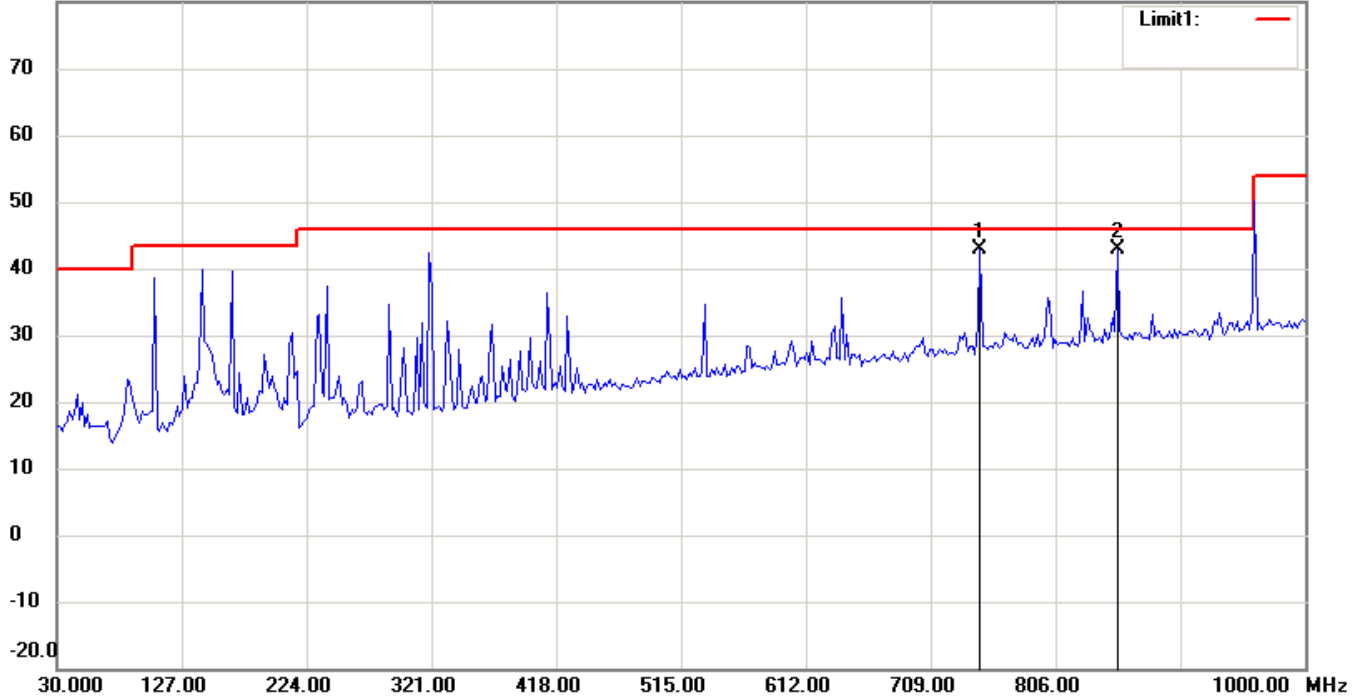
Registration number: W6M21208-12670-C-1

FCC ID: YV8-DA2131-V1

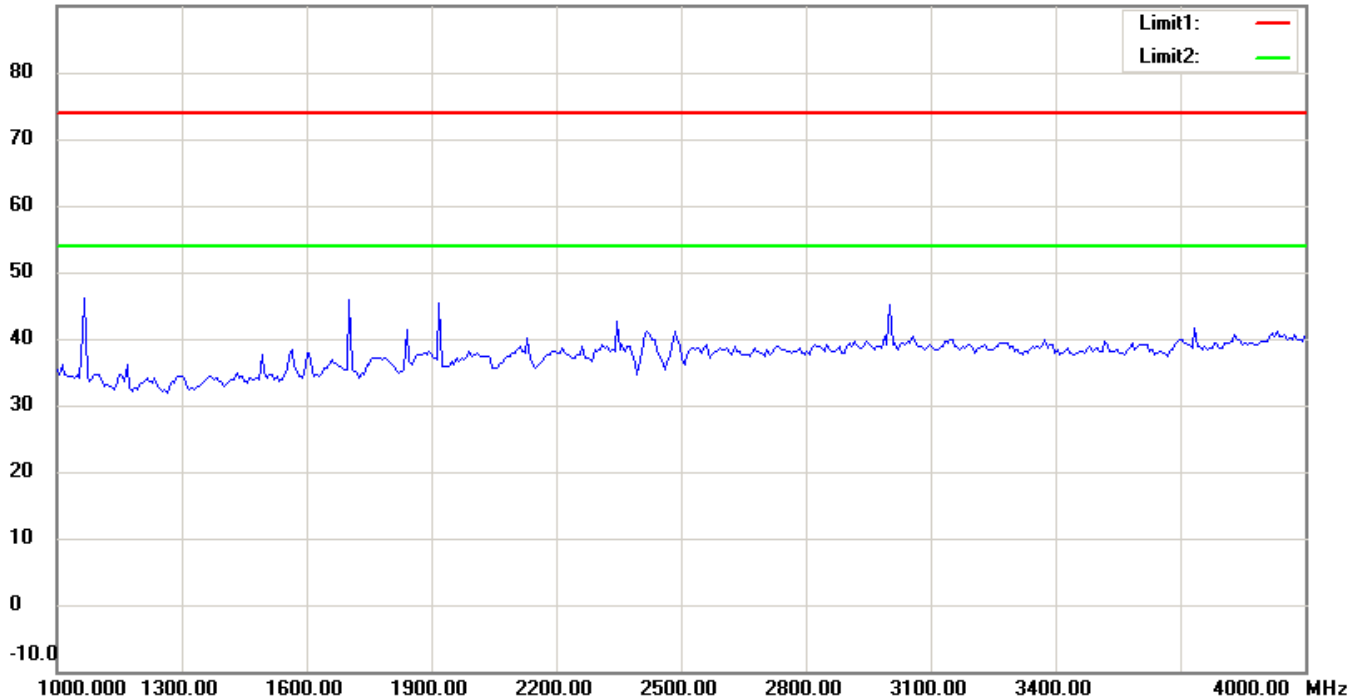
802.11n(40MHz) CH1

Antenna Polarization H

80.0 dBuV/m



90.0 dBuV/m



Up Line: Peak Limit Line Down Line: Ave Limit Line

Note:

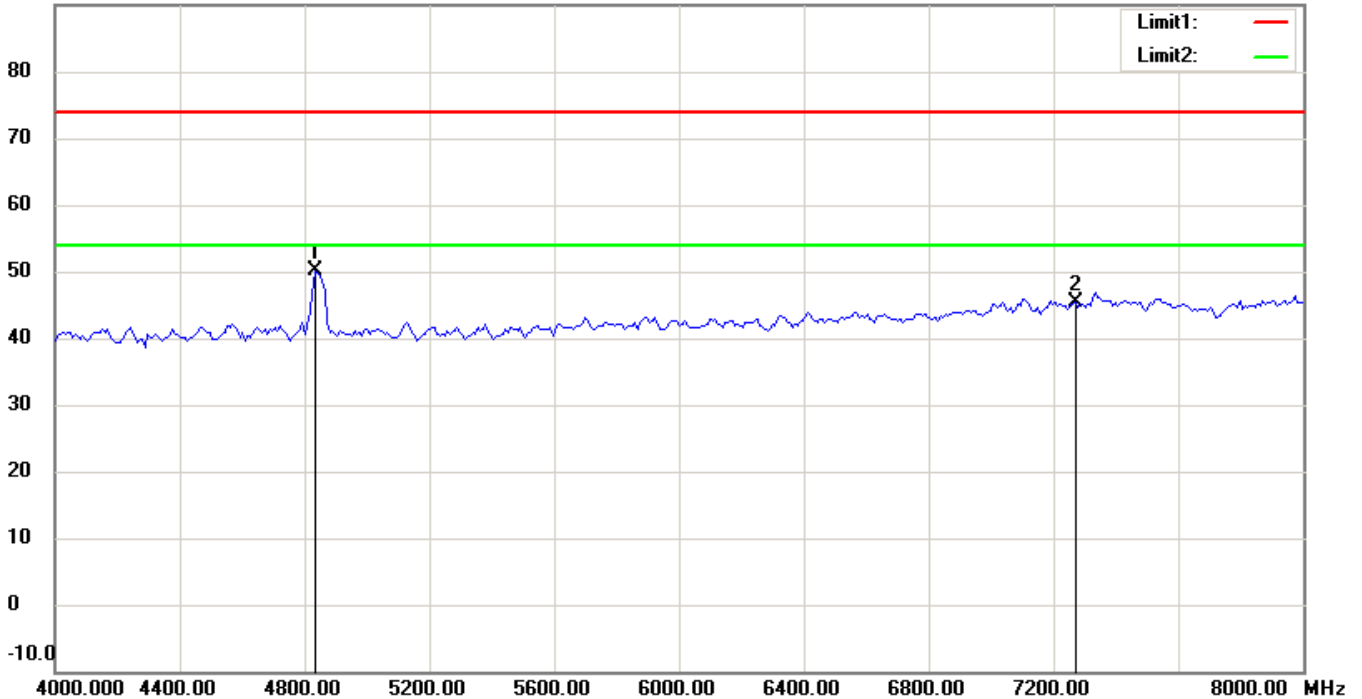
1. The attached measurement plots are preliminarily pre-scanned with peak detector for determining the final checking frequencies and are for reference only.
2. The some frequencies may exceed the limit line without the specified detectors, but that cannot present the results are failed to the specification of test standard.
3. For corrected test results are listed in the relevant table of radiated test data of this test report.



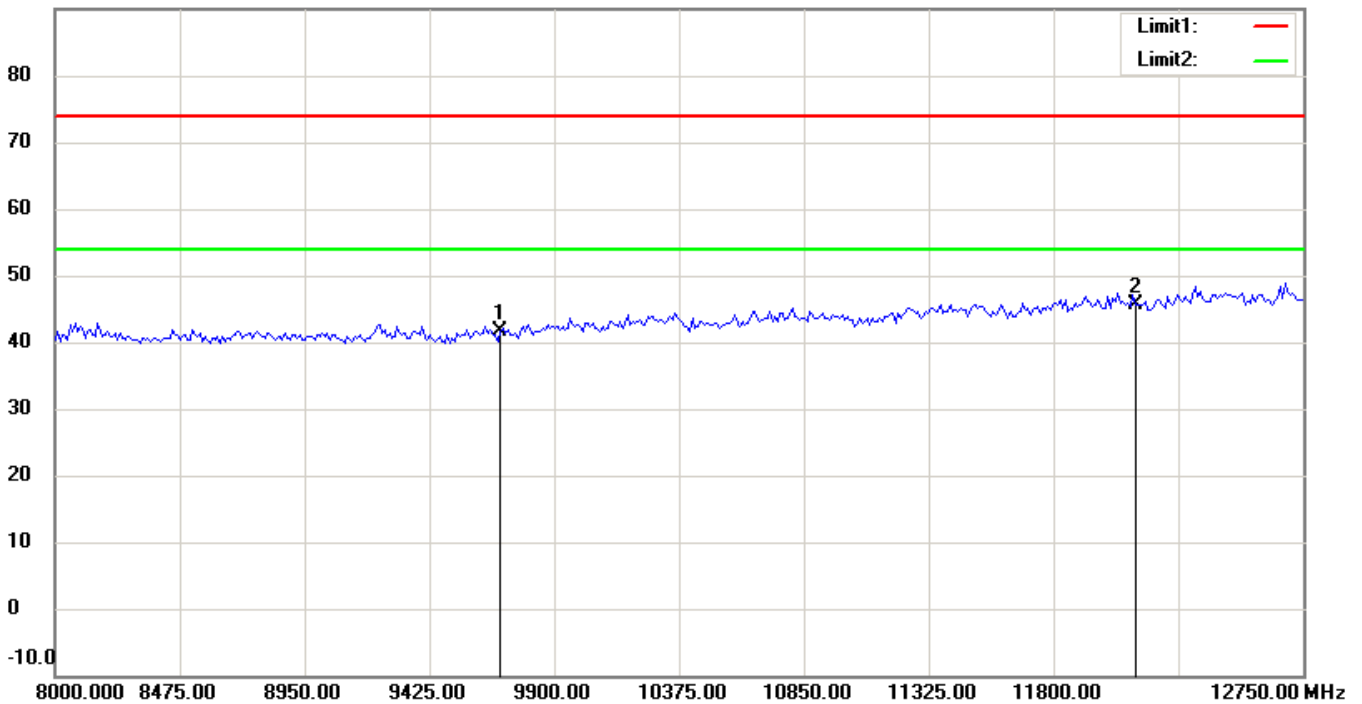
Registration number: W6M21208-12670-C-1

FCC ID: YV8-DA2131-V1

90.0 dBuV/m



90.0 dBuV/m



Up Line: Peak Limit Line Down Line: Ave Limit Line

Note:

1. The attached measurement plots are preliminarily pre-scanned with peak detector for determining the final checking frequencies and are for reference only.
2. The some frequencies may exceed the limit line without the specified detectors, but that cannot present the results are failed to the specification of test standard.
3. For corrected test results are listed in the relevant table of radiated test data of this test report.

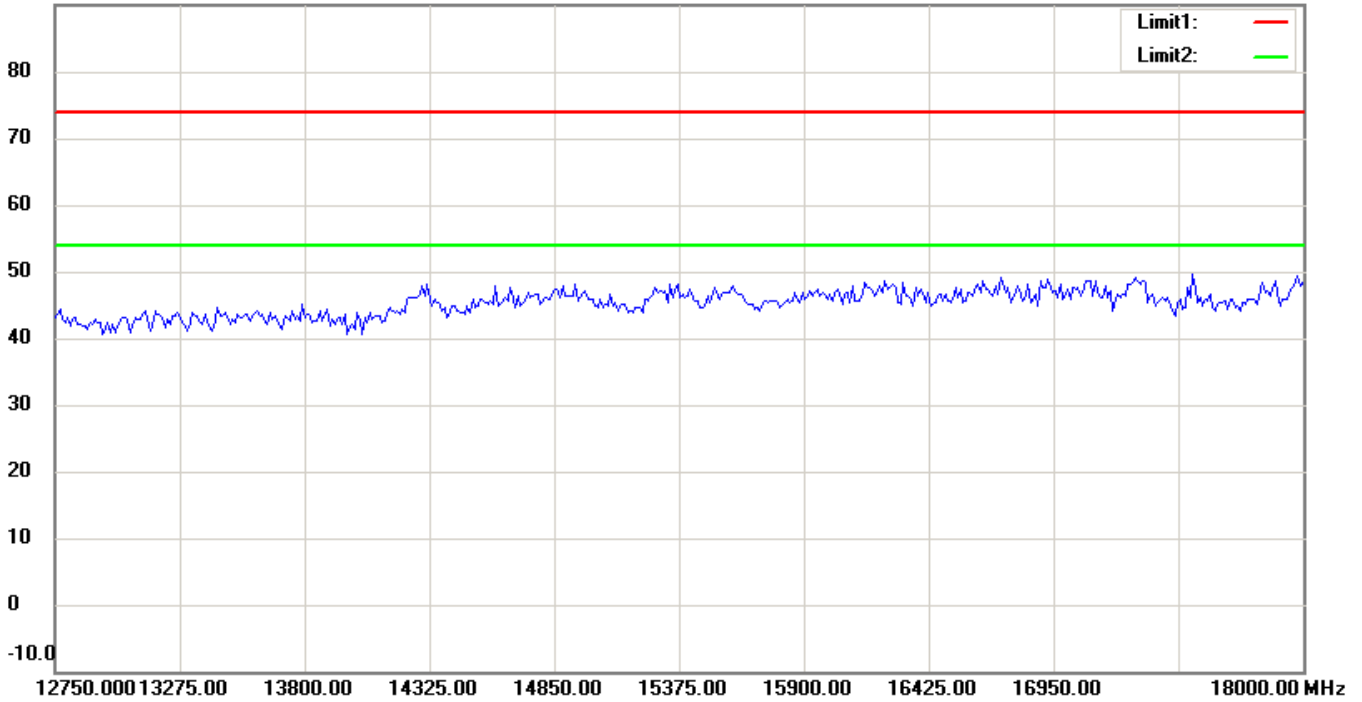


Worldwide Testing Services(Taiwan) Co., Ltd.

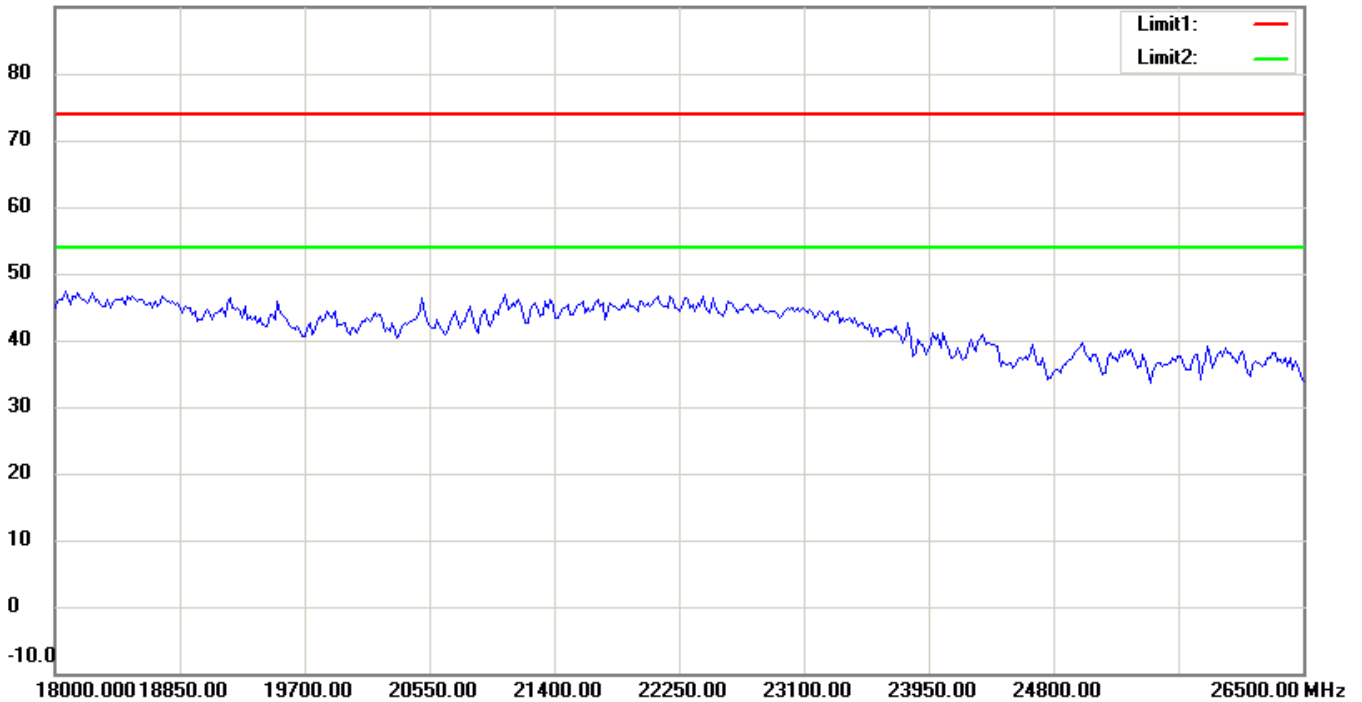
Registration number: W6M21208-12670-C-1

FCC ID: YV8-DA2131-V1

90.0 dBuV/m



90.0 dBuV/m



Up Line: Peak Limit Line Down Line: Ave Limit Line

Note:

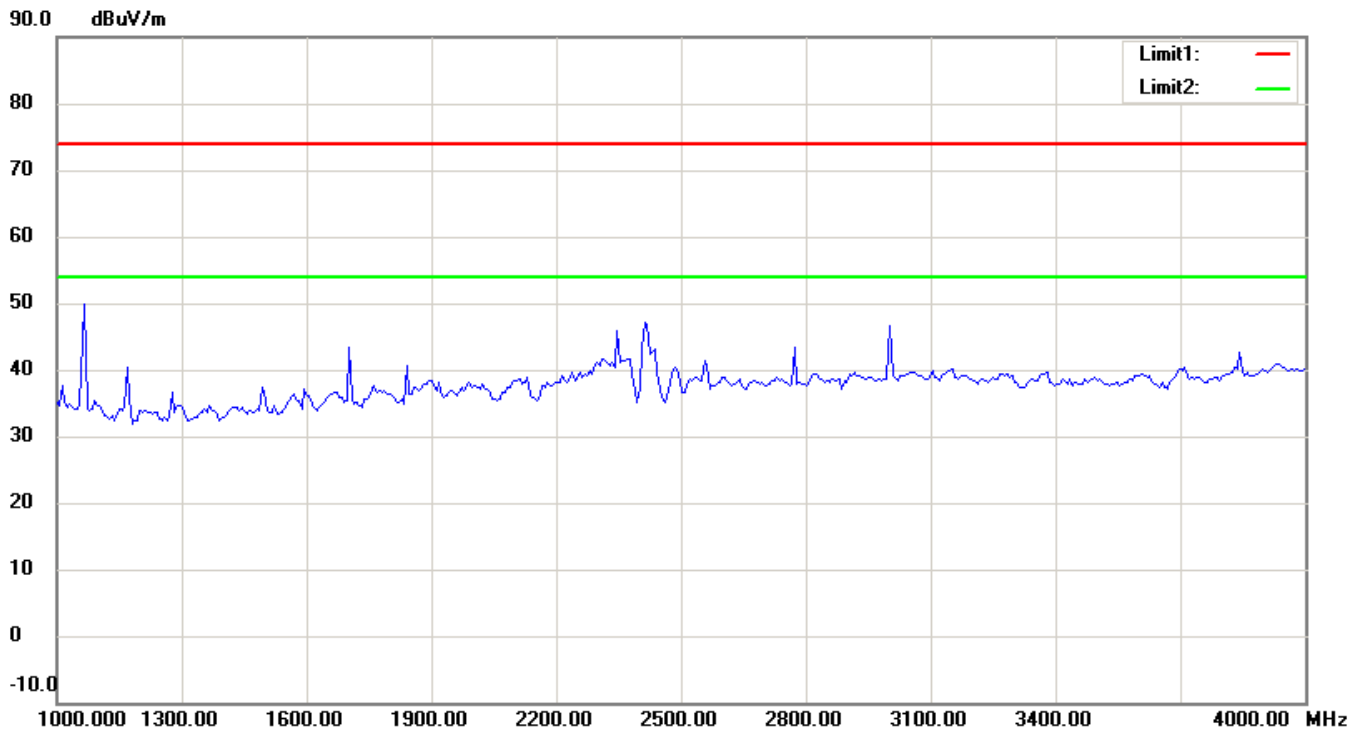
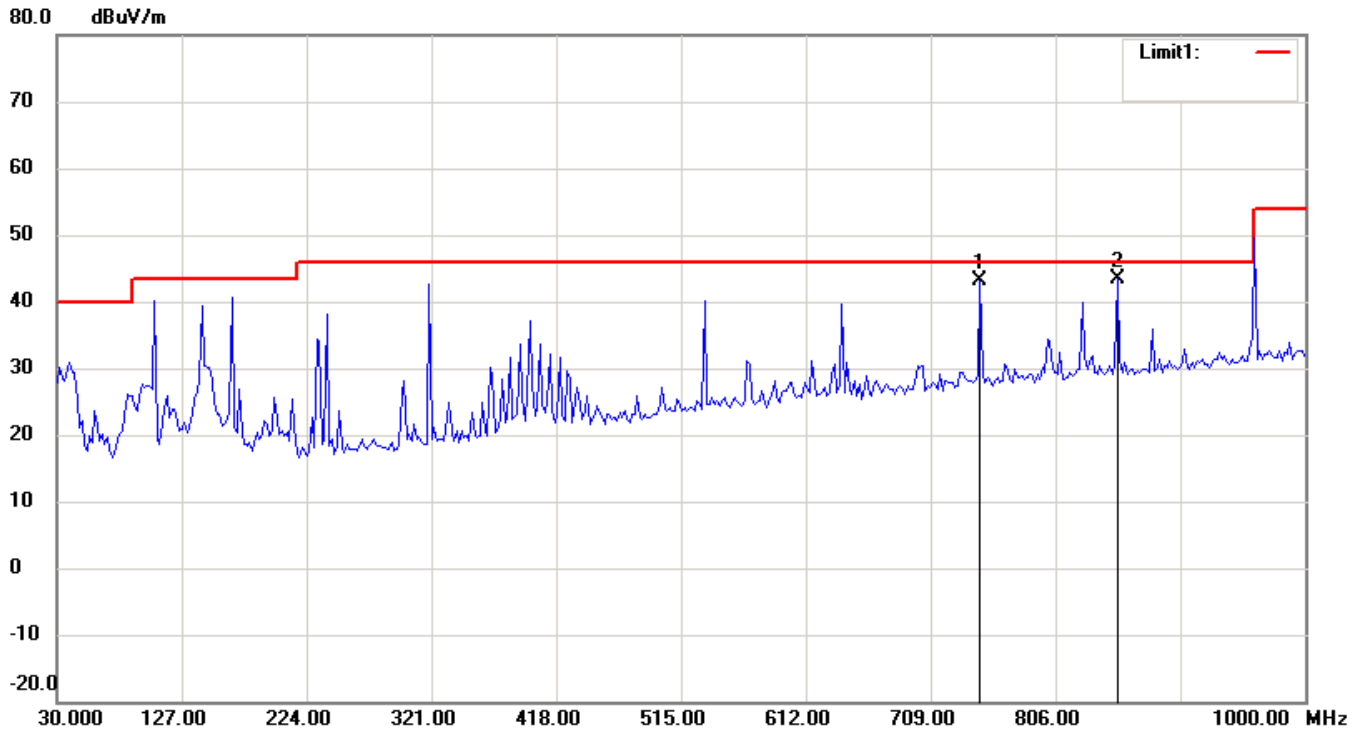
1. The attached measurement plots are preliminarily pre-scanned with peak detector for determining the final checking frequencies and are for reference only.
2. The some frequencies may exceed the limit line without the specified detectors, but that cannot present the results are failed to the specification of test standard.
3. For corrected test results are listed in the relevant table of radiated test data of this test report.



Registration number: W6M21208-12670-C-1

FCC ID: YV8-DA2131-V1

Antenna Polarization V



Up Line: Peak Limit Line Down Line: Ave Limit Line

Note:

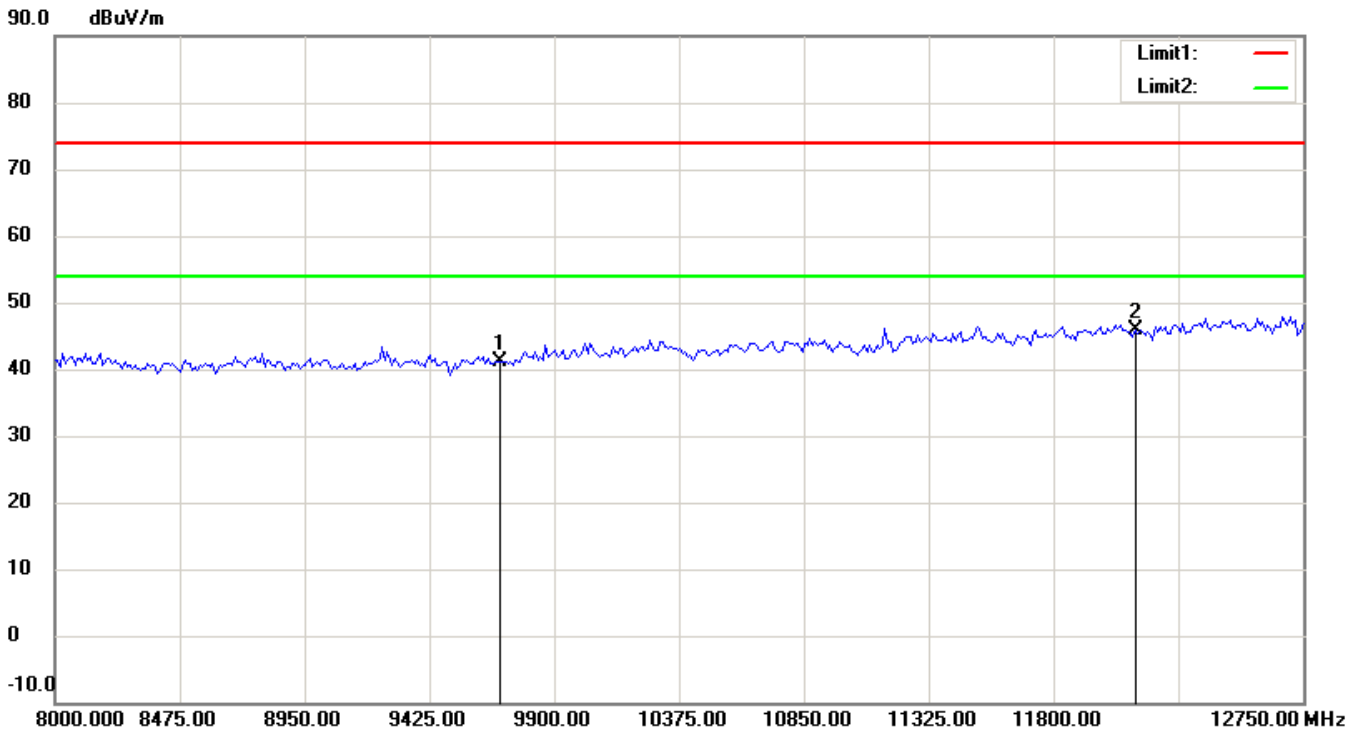
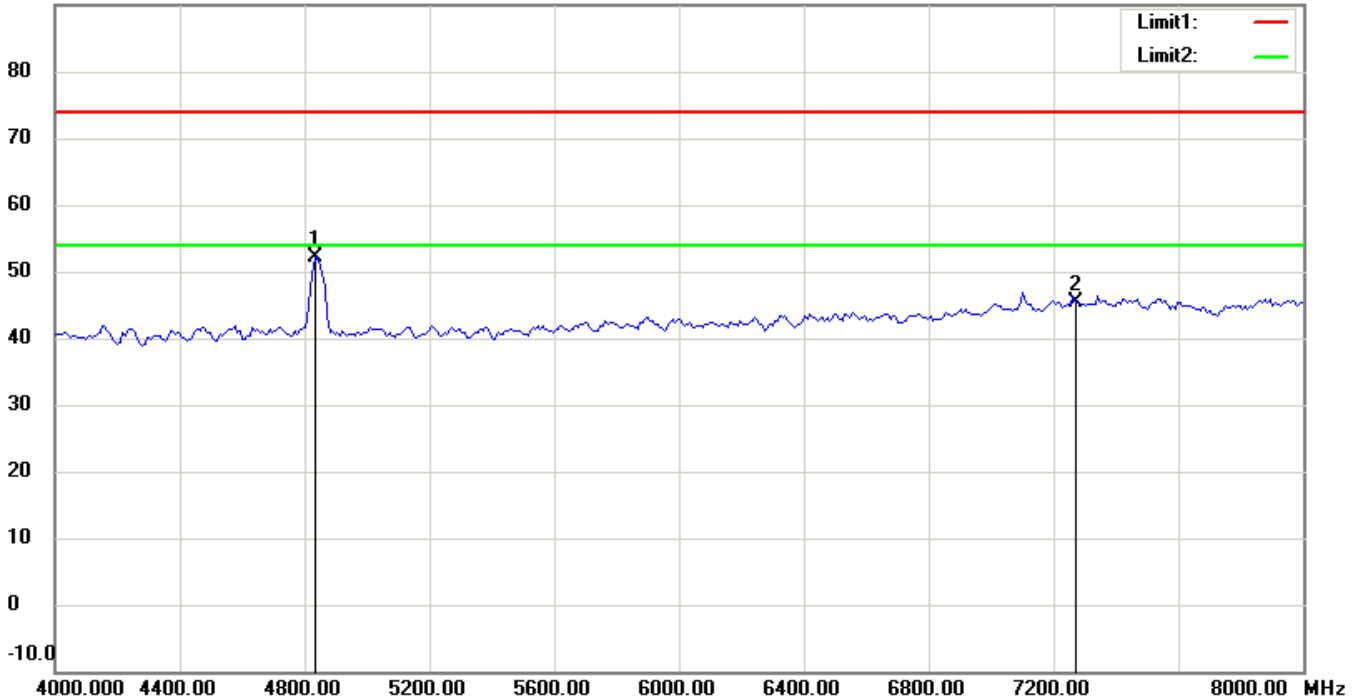
1. The attached measurement plots are preliminarily pre-scanned with peak detector for determining the final checking frequencies and are for reference only.
2. The some frequencies may exceed the limit line without the specified detectors, but that cannot present the results are failed to the specification of test standard.
3. For corrected test results are listed in the relevant table of radiated test data of this test report.



Registration number: W6M21208-12670-C-1

FCC ID: YV8-DA2131-V1

90.0 dBuV/m



Up Line: Peak Limit Line Down Line: Ave Limit Line

Note:

1. The attached measurement plots are preliminarily pre-scanned with peak detector for determining the final checking frequencies and are for reference only.
2. The some frequencies may exceed the limit line without the specified detectors, but that cannot present the results are failed to the specification of test standard.
3. For corrected test results are listed in the relevant table of radiated test data of this test report.

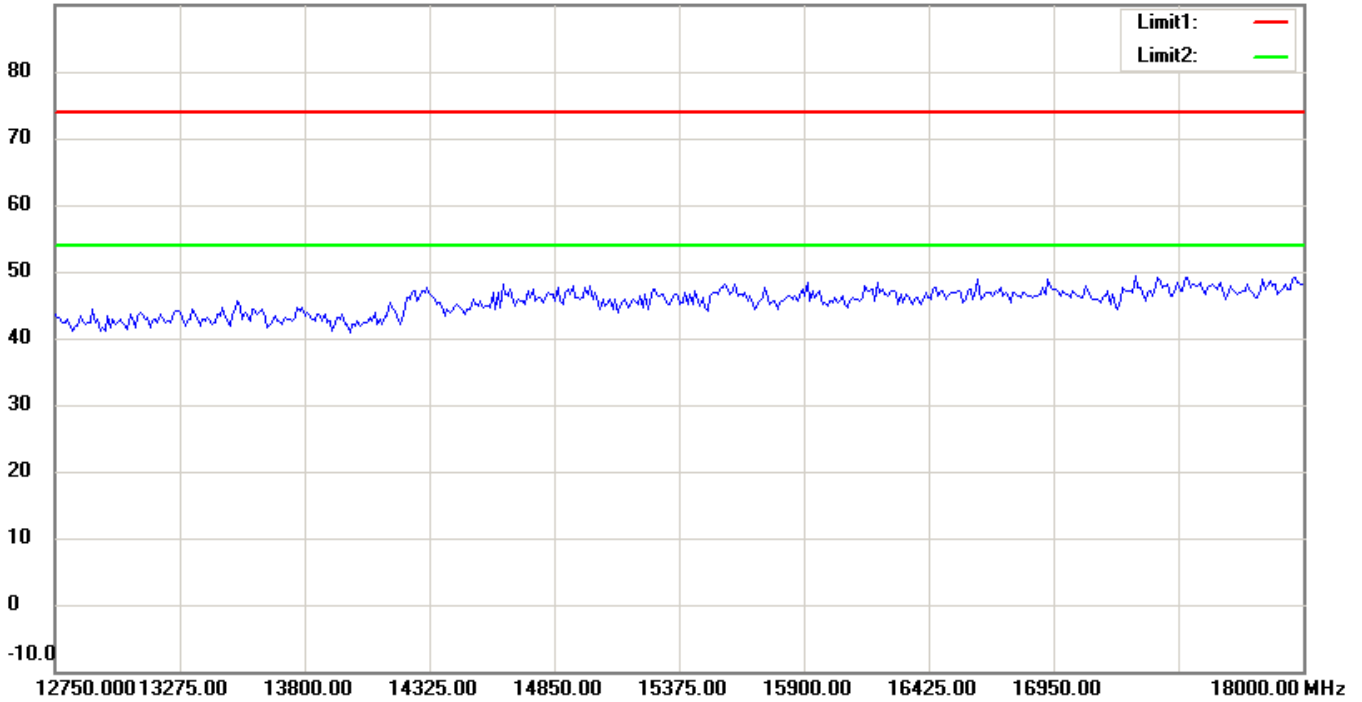


Worldwide Testing Services(Taiwan) Co., Ltd.

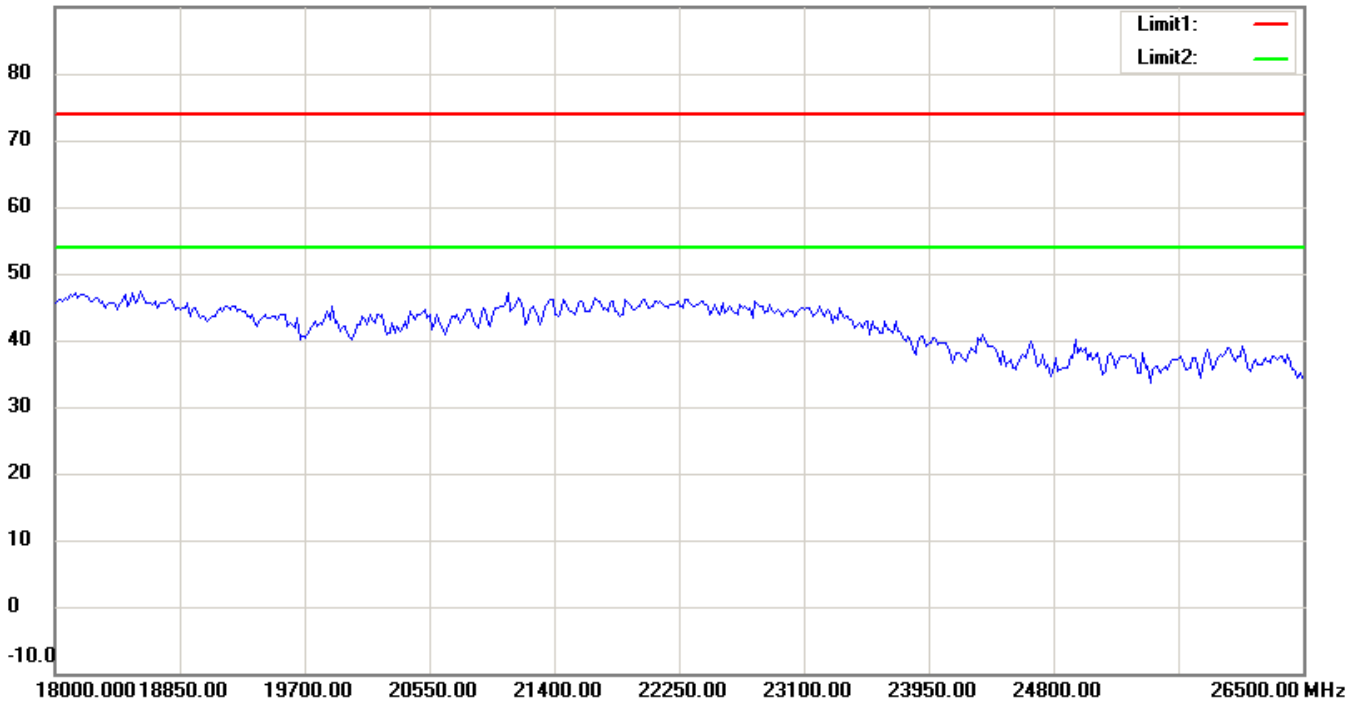
Registration number: W6M21208-12670-C-1

FCC ID: YV8-DA2131-V1

90.0 dBuV/m



90.0 dBuV/m



Up Line: Peak Limit Line Down Line: Ave Limit Line

Note:

1. The attached measurement plots are preliminarily pre-scanned with peak detector for determining the final checking frequencies and are for reference only.
2. The some frequencies may exceed the limit line without the specified detectors, but that cannot present the results are failed to the specification of test standard.
3. For corrected test results are listed in the relevant table of radiated test data of this test report.

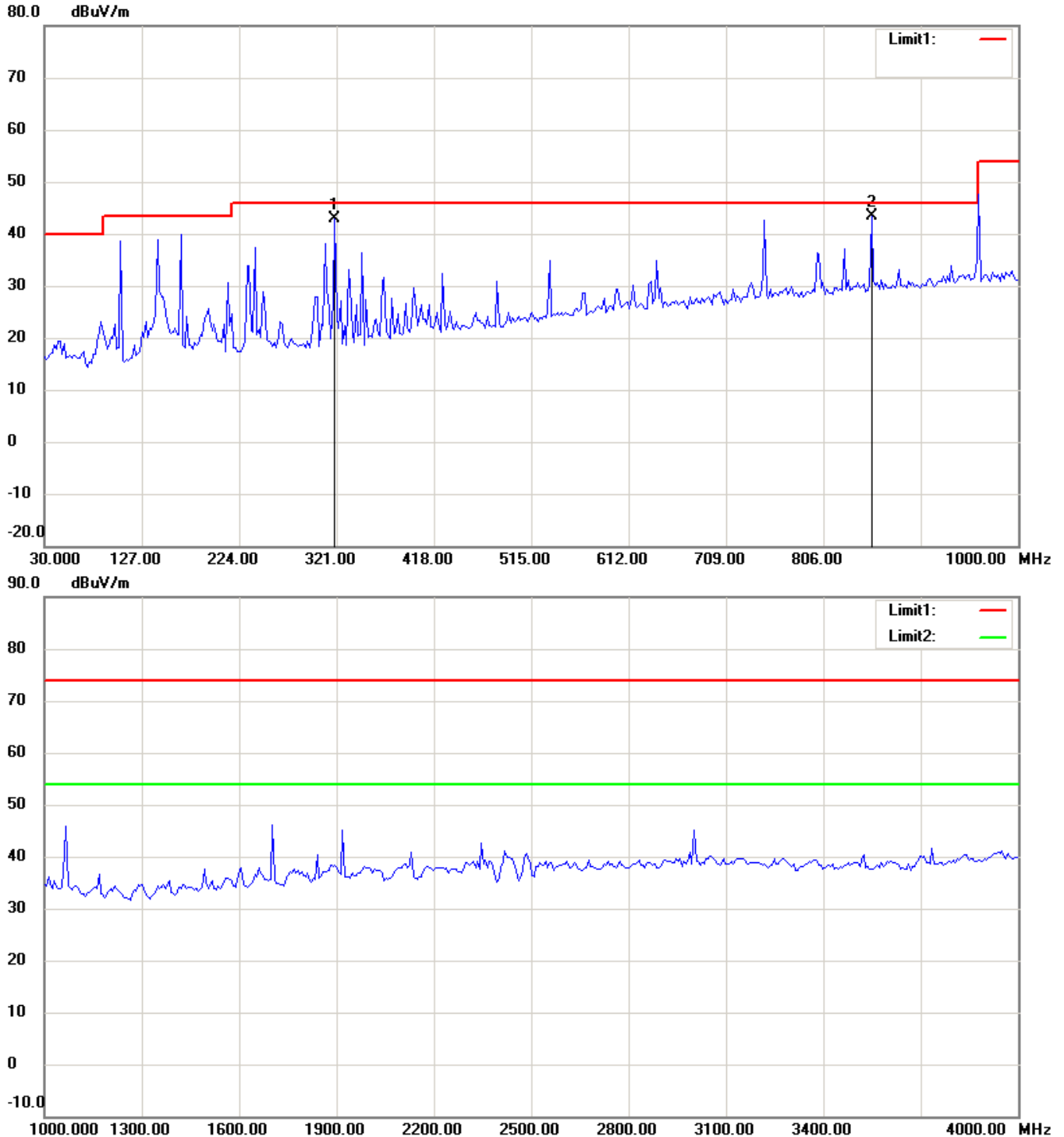


Registration number: W6M21208-12670-C-1

FCC ID: YV8-DA2131-V1

802.11n(40MHz) CH4

Antenna Polarization H



Up Line: Peak Limit Line Down Line: Ave Limit Line

Note:

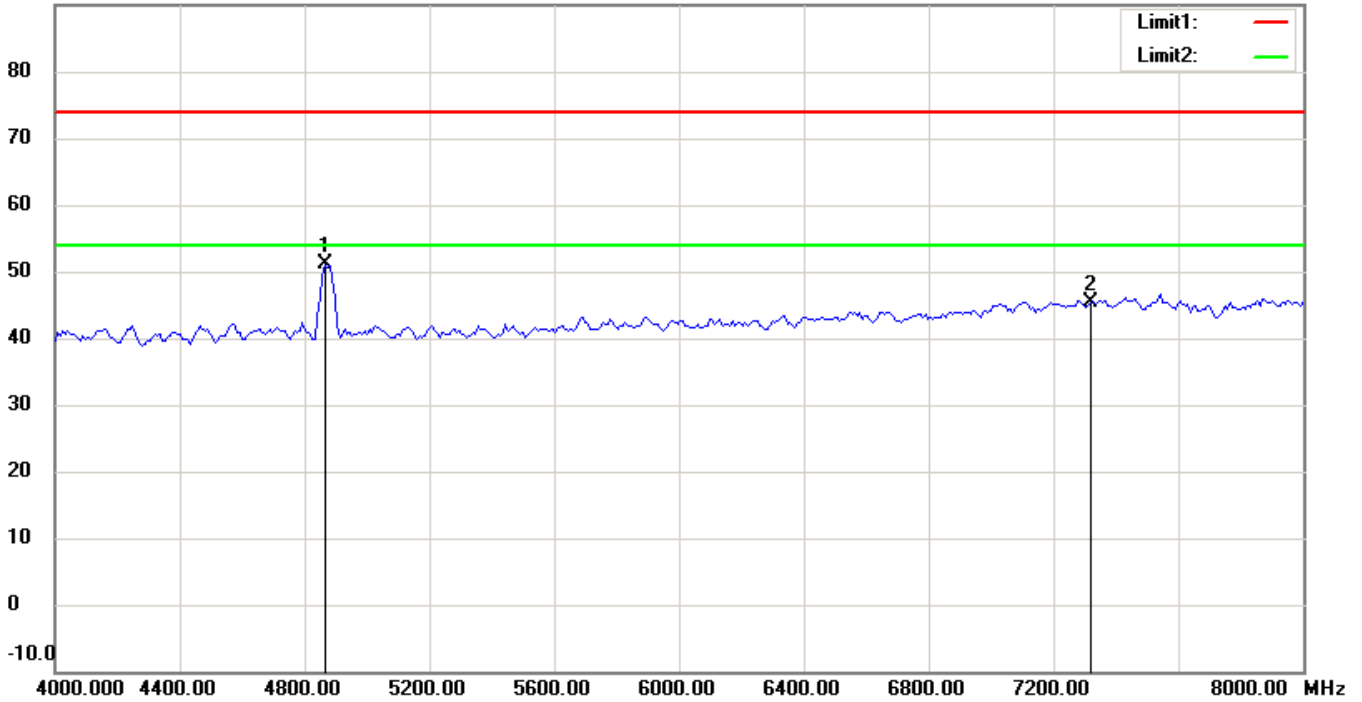
1. The attached measurement plots are preliminarily pre-scanned with peak detector for determining the final checking frequencies and are for reference only.
2. The some frequencies may exceed the limit line without the specified detectors, but that cannot present the results are failed to the specification of test standard.
3. For corrected test results are listed in the relevant table of radiated test data of this test report.



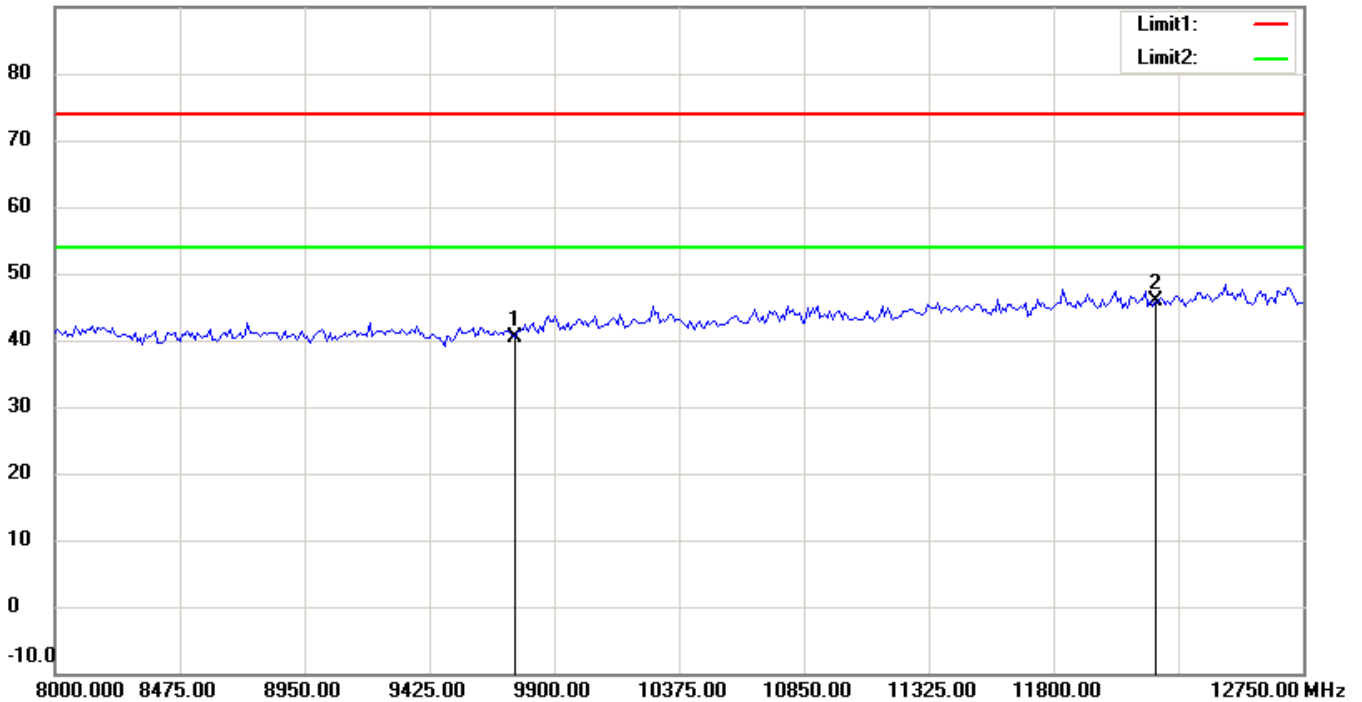
Registration number: W6M21208-12670-C-1

FCC ID: YV8-DA2131-V1

90.0 dBuV/m



90.0 dBuV/m



Up Line: Peak Limit Line Down Line: Ave Limit Line

Note:

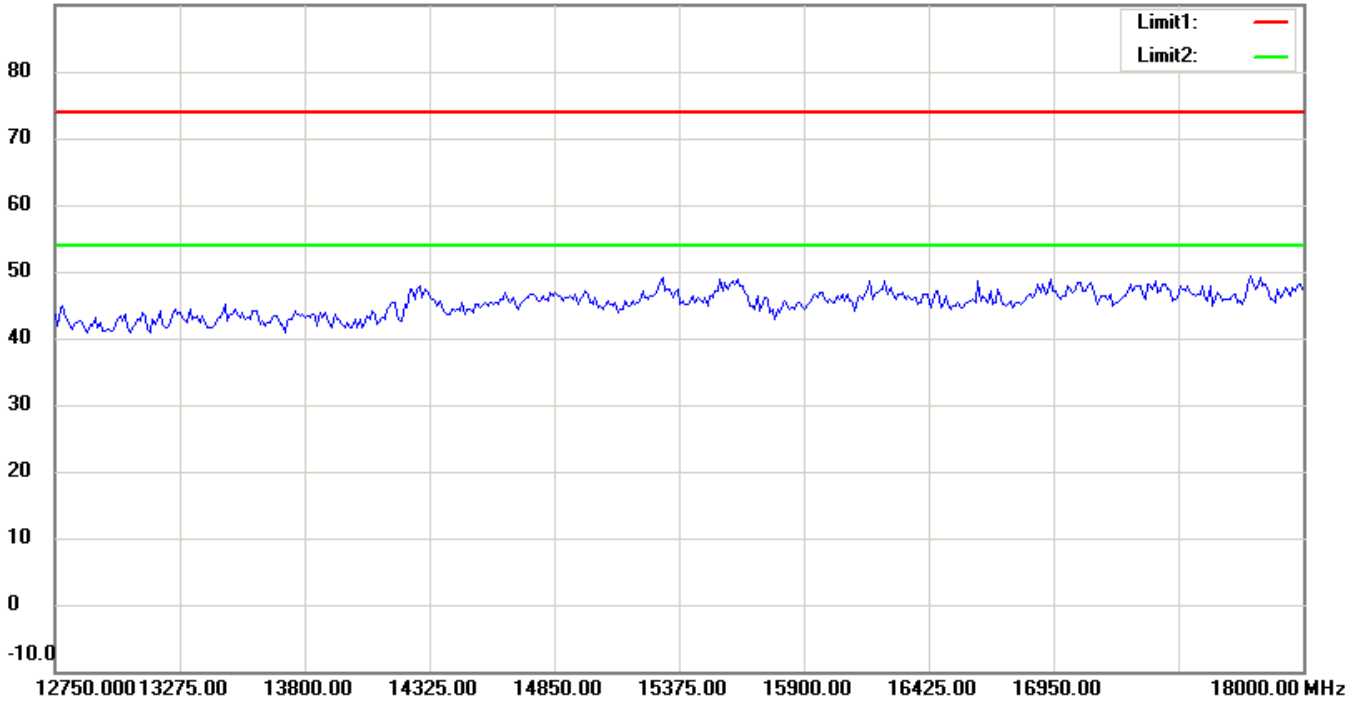
1. The attached measurement plots are preliminarily pre-scanned with peak detector for determining the final checking frequencies and are for reference only.
2. The some frequencies may exceed the limit line without the specified detectors, but that cannot present the results are failed to the specification of test standard.
3. For corrected test results are listed in the relevant table of radiated test data of this test report.



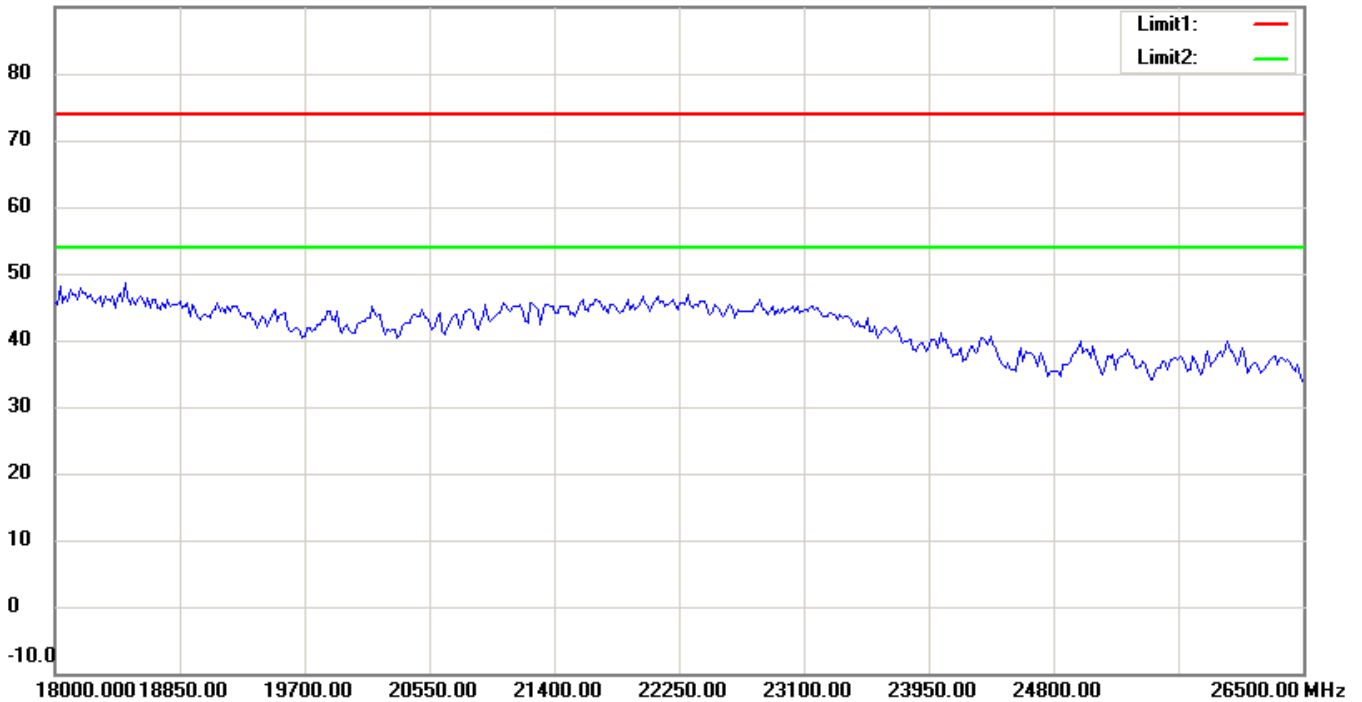
Registration number: W6M21208-12670-C-1

FCC ID: YV8-DA2131-V1

90.0 dBuV/m



90.0 dBuV/m



Up Line: Peak Limit Line Down Line: Ave Limit Line

Note:

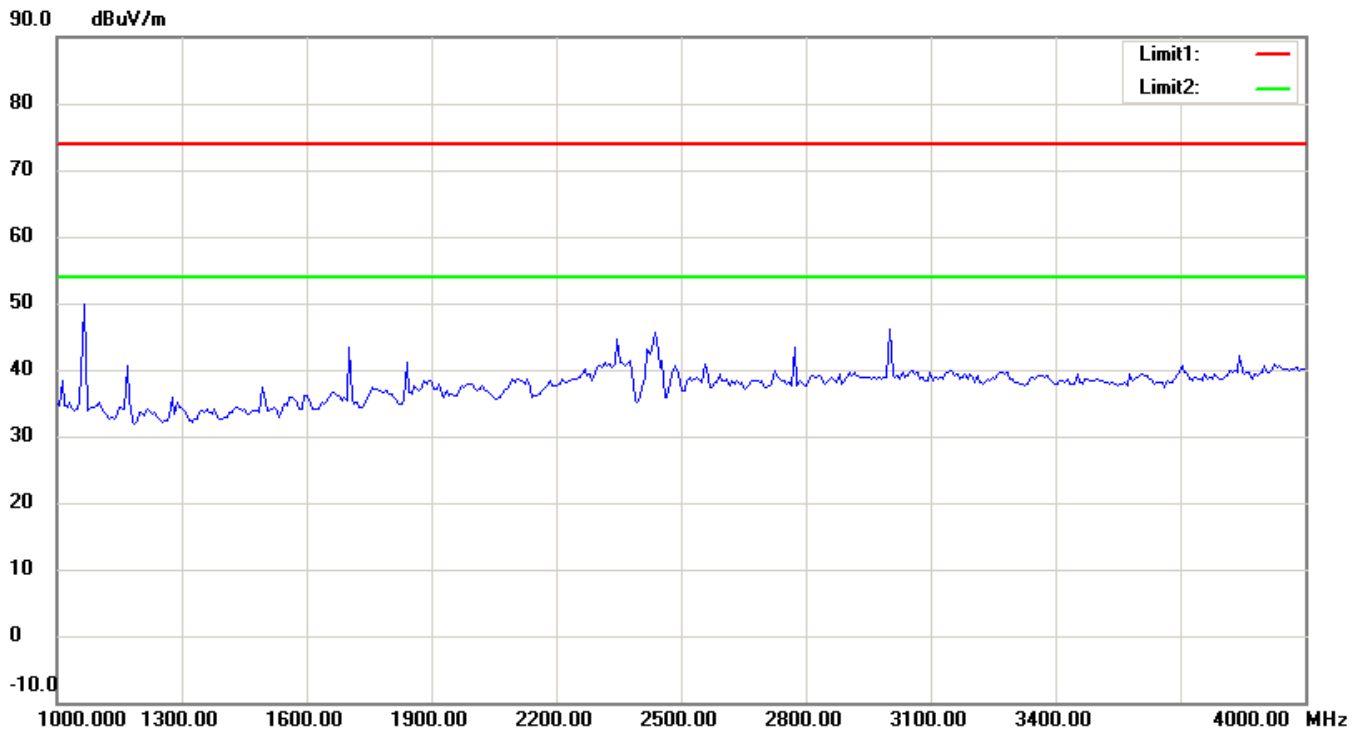
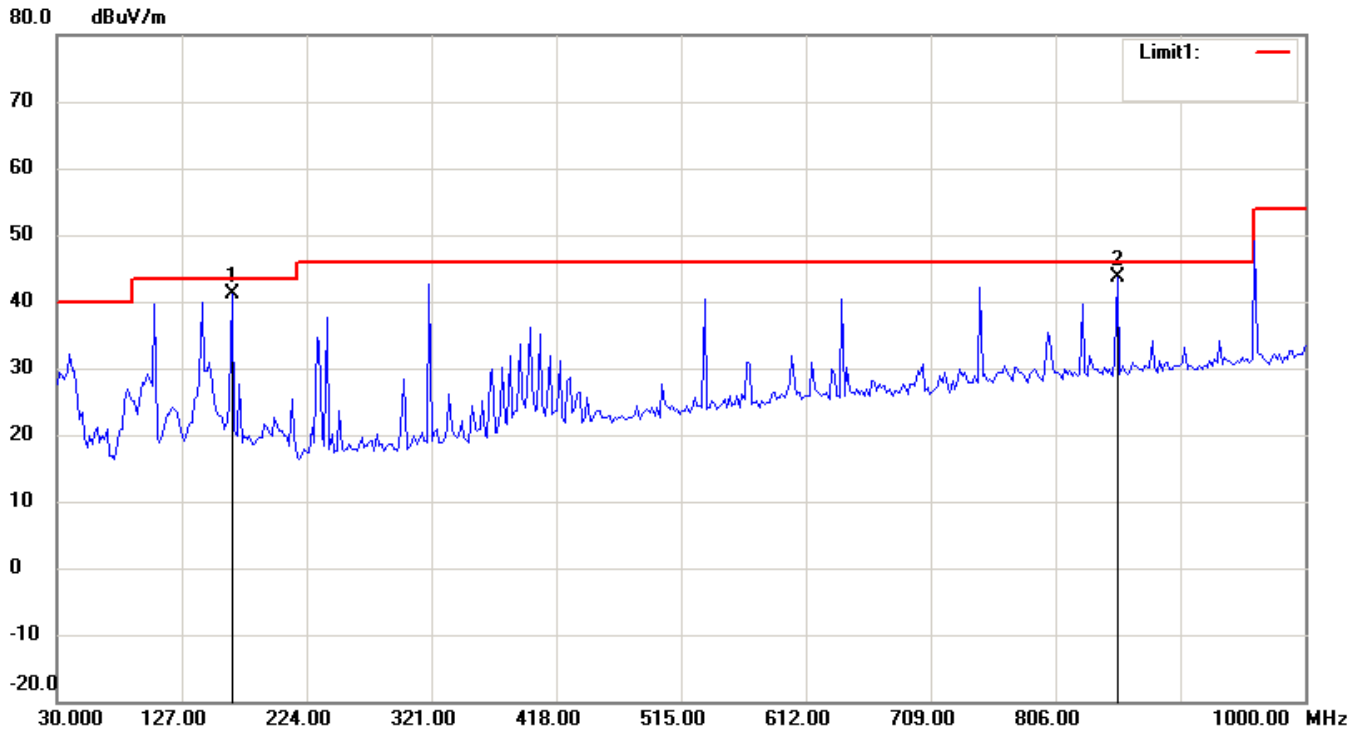
1. The attached measurement plots are preliminarily pre-scanned with peak detector for determining the final checking frequencies and are for reference only.
2. The some frequencies may exceed the limit line without the specified detectors, but that cannot present the results are failed to the specification of test standard.
3. For corrected test results are listed in the relevant table of radiated test data of this test report.



Registration number: W6M21208-12670-C-1

FCC ID: YV8-DA2131-V1

Antenna Polarization V



Up Line: Peak Limit Line Down Line: Ave Limit Line

Note:

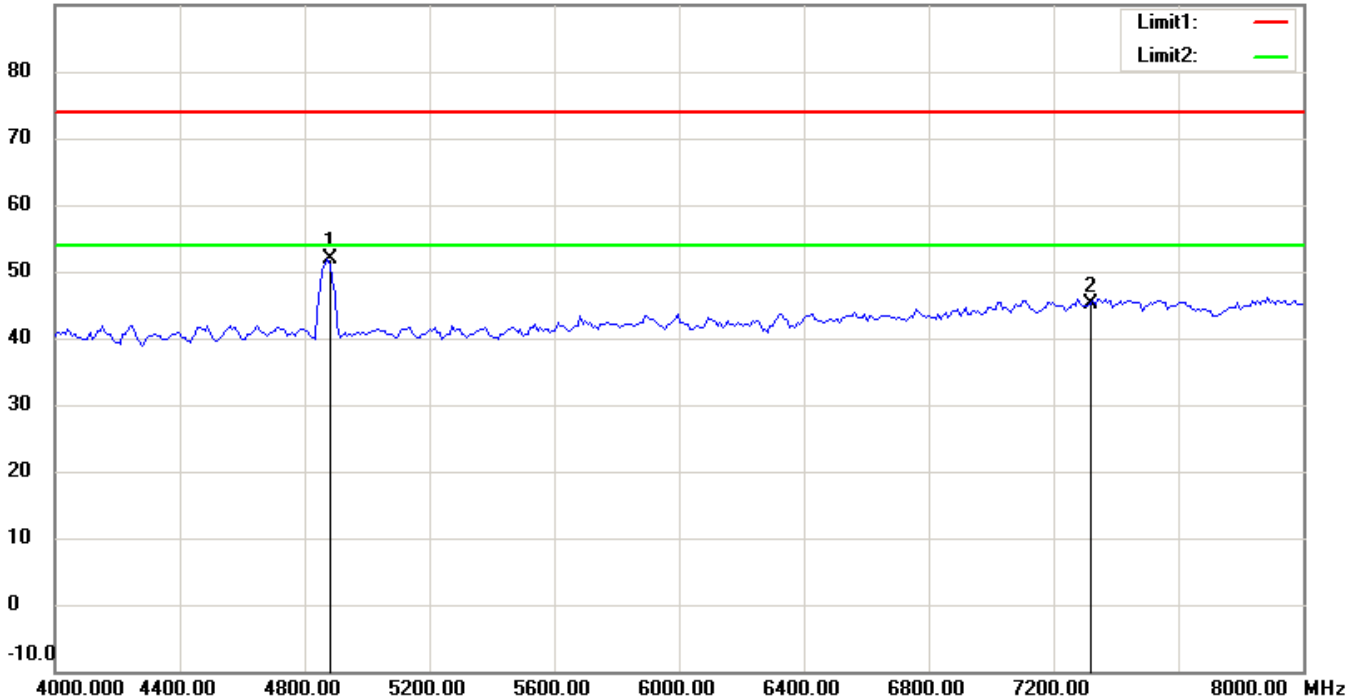
1. The attached measurement plots are preliminarily pre-scanned with peak detector for determining the final checking frequencies and are for reference only.
2. The some frequencies may exceed the limit line without the specified detectors, but that cannot present the results are failed to the specification of test standard.
3. For corrected test results are listed in the relevant table of radiated test data of this test report.



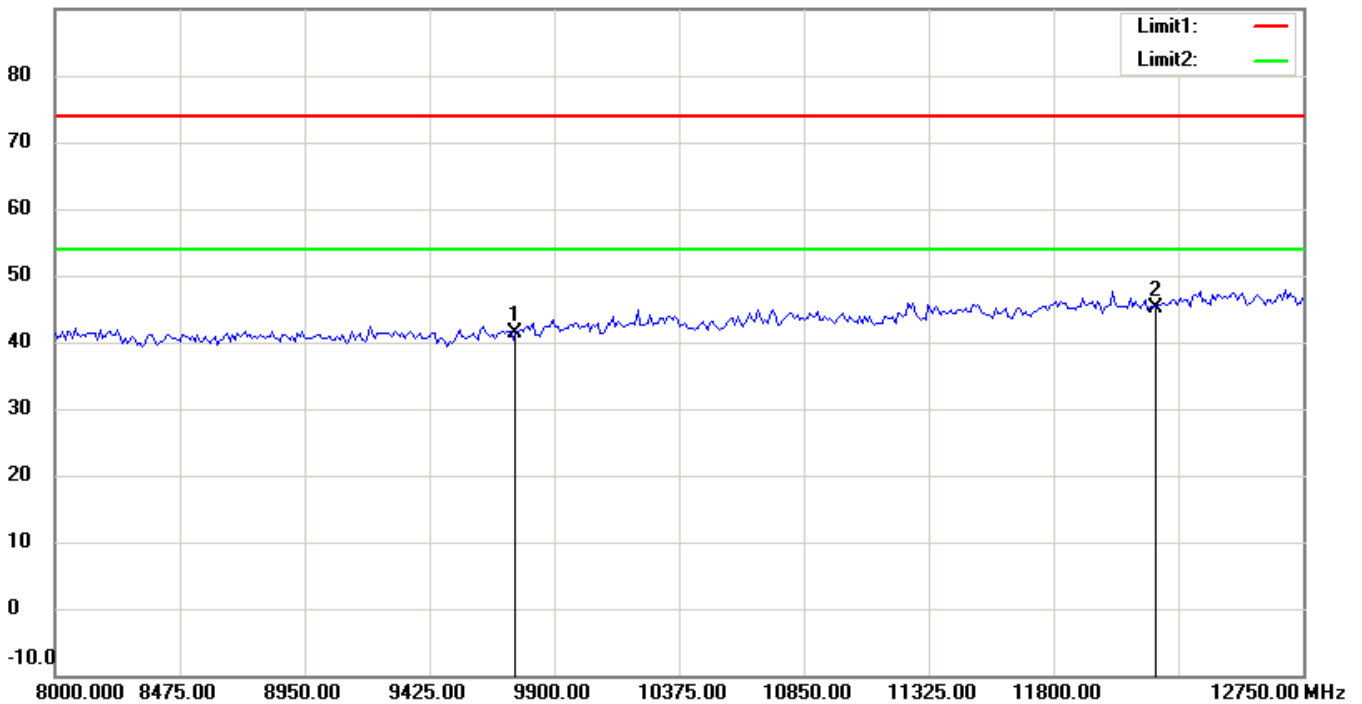
Registration number: W6M21208-12670-C-1

FCC ID: YV8-DA2131-V1

90.0 dBuV/m



90.0 dBuV/m



Up Line: Peak Limit Line Down Line: Ave Limit Line

Note:

1. The attached measurement plots are preliminarily pre-scanned with peak detector for determining the final checking frequencies and are for reference only.
2. The some frequencies may exceed the limit line without the specified detectors, but that cannot present the results are failed to the specification of test standard.
3. For corrected test results are listed in the relevant table of radiated test data of this test report.

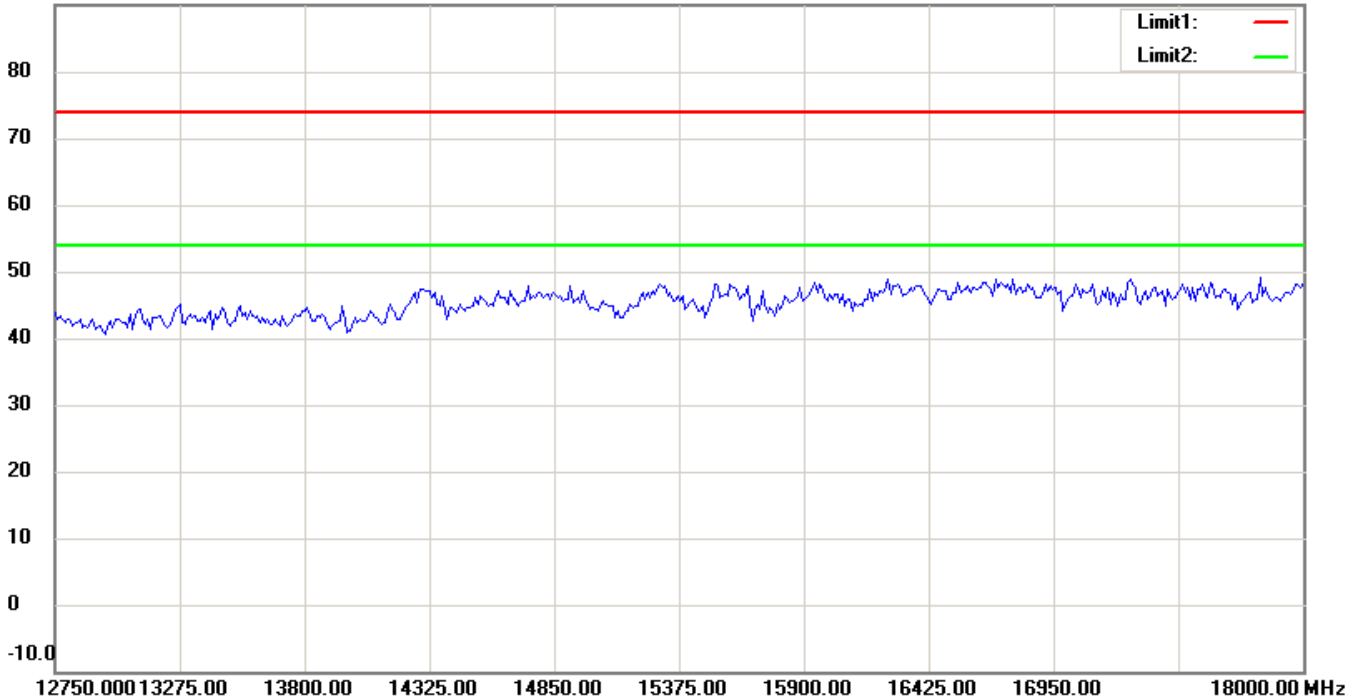


Worldwide Testing Services(Taiwan) Co., Ltd.

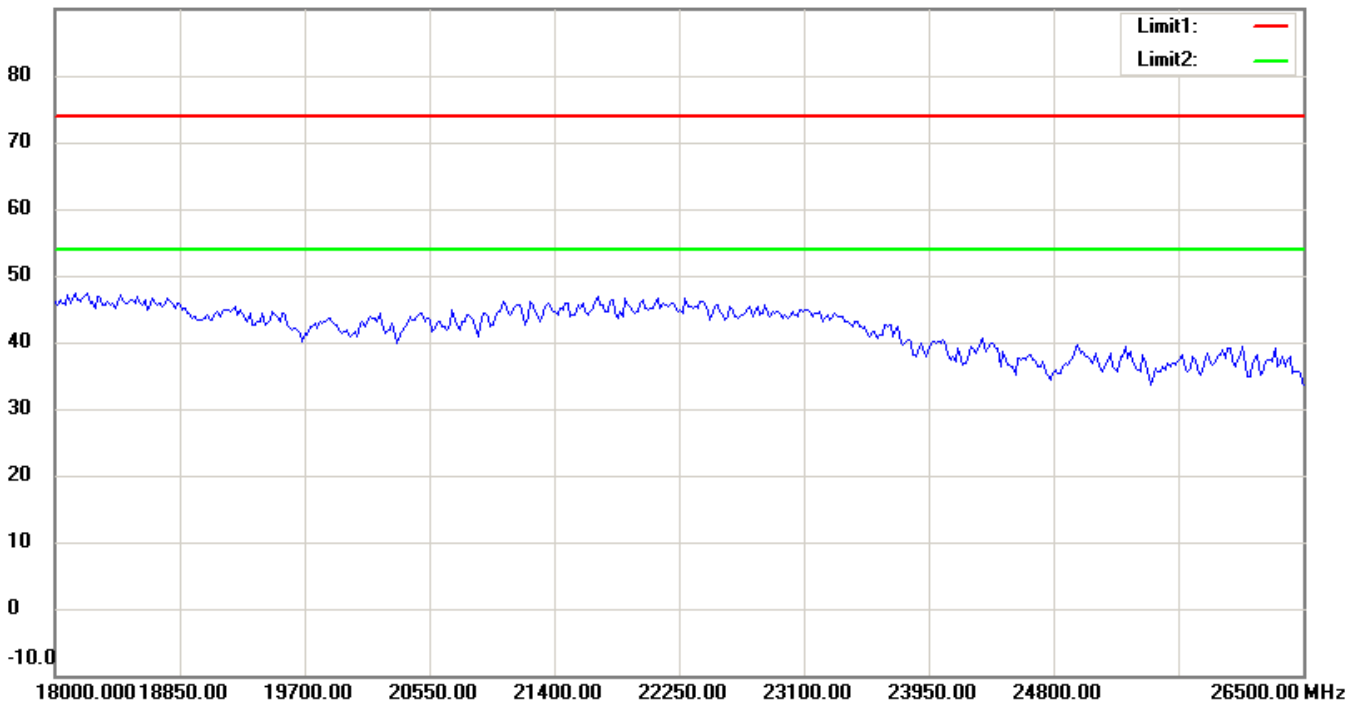
Registration number: W6M21208-12670-C-1

FCC ID: YV8-DA2131-V1

90.0 dBuV/m



90.0 dBuV/m



Up Line: Peak Limit Line Down Line: Ave Limit Line

Note:

1. The attached measurement plots are preliminarily pre-scanned with peak detector for determining the final checking frequencies and are for reference only.
2. The some frequencies may exceed the limit line without the specified detectors, but that cannot present the results are failed to the specification of test standard.
3. For corrected test results are listed in the relevant table of radiated test data of this test report.

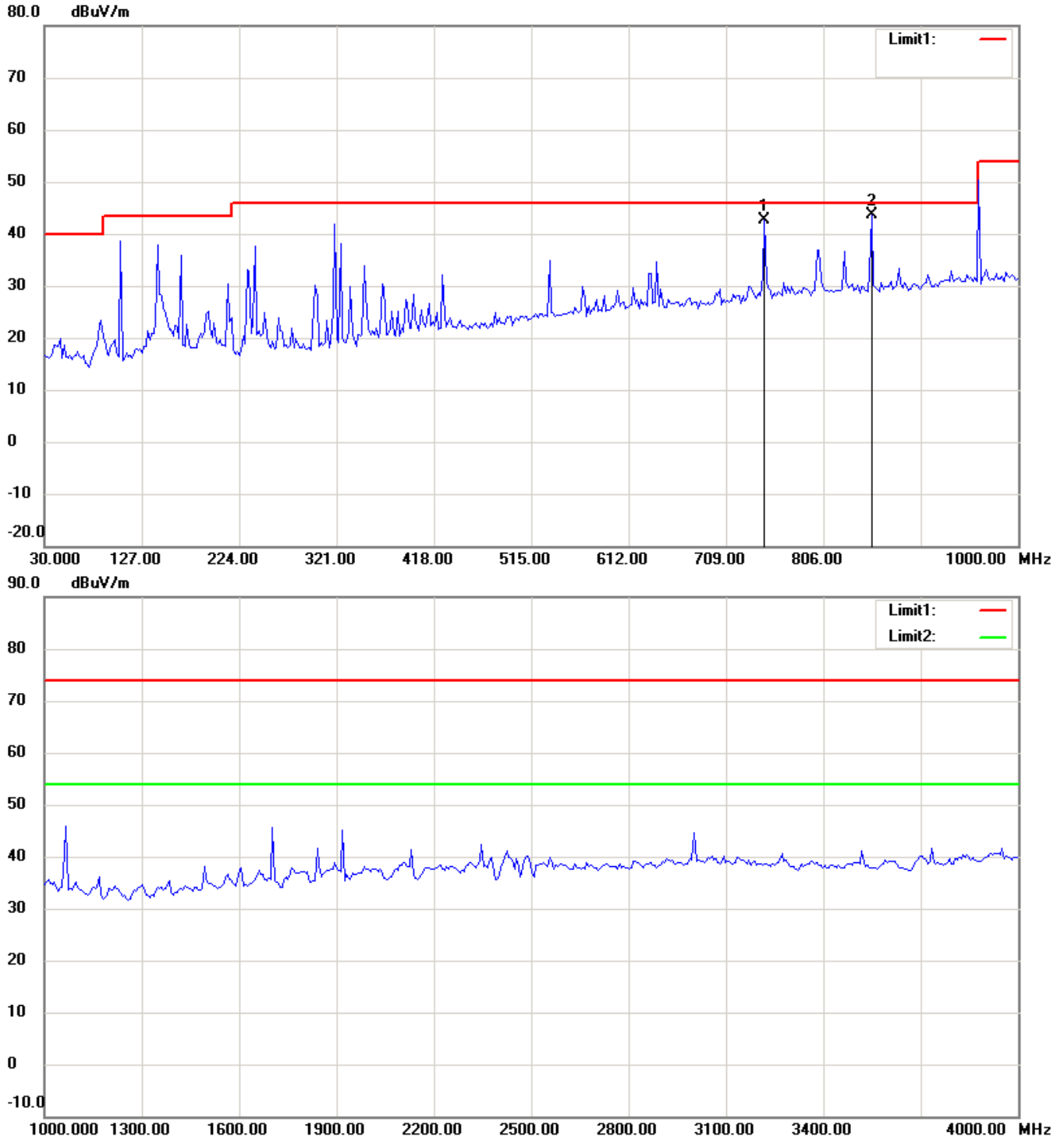


Registration number: W6M21208-12670-C-1

FCC ID: YV8-DA2131-V1

802.11n(40MHz) CH7

Antenna Polarization H



Up Line: Peak Limit Line Down Line: Ave Limit Line

Note:

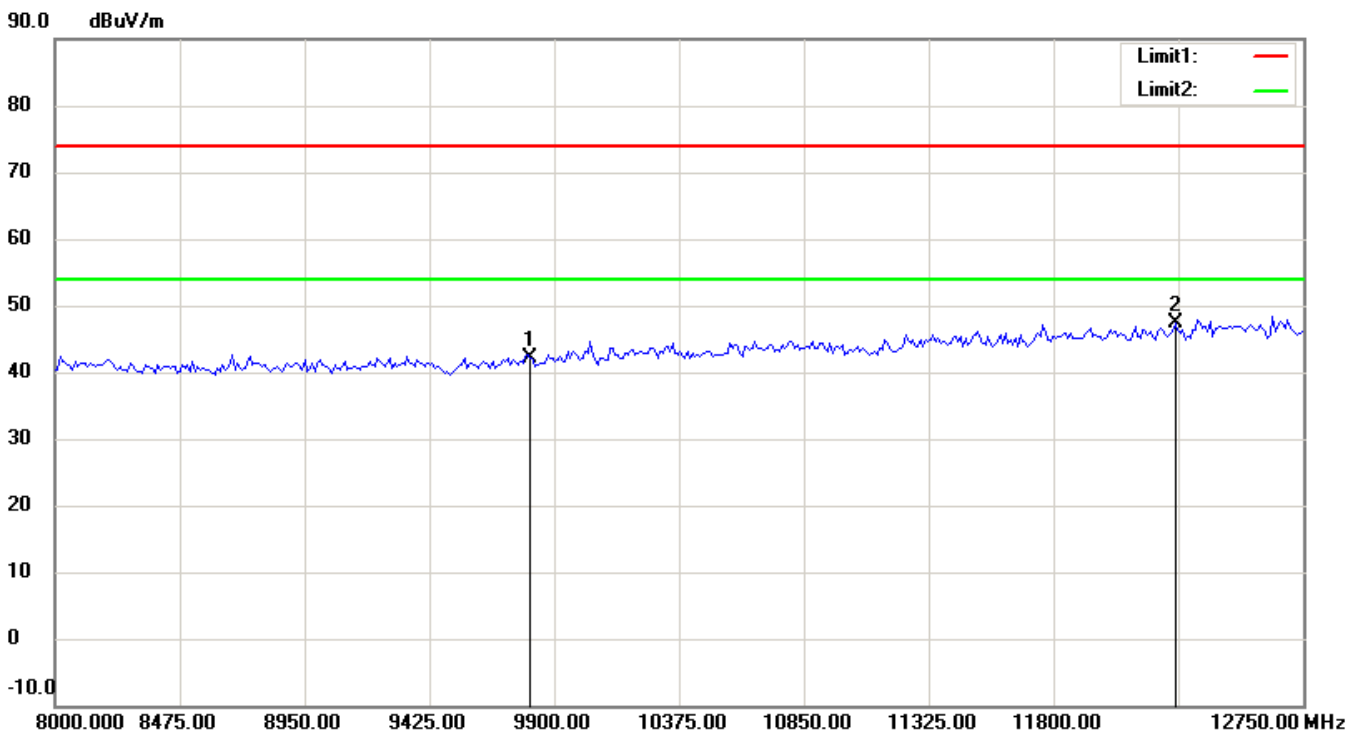
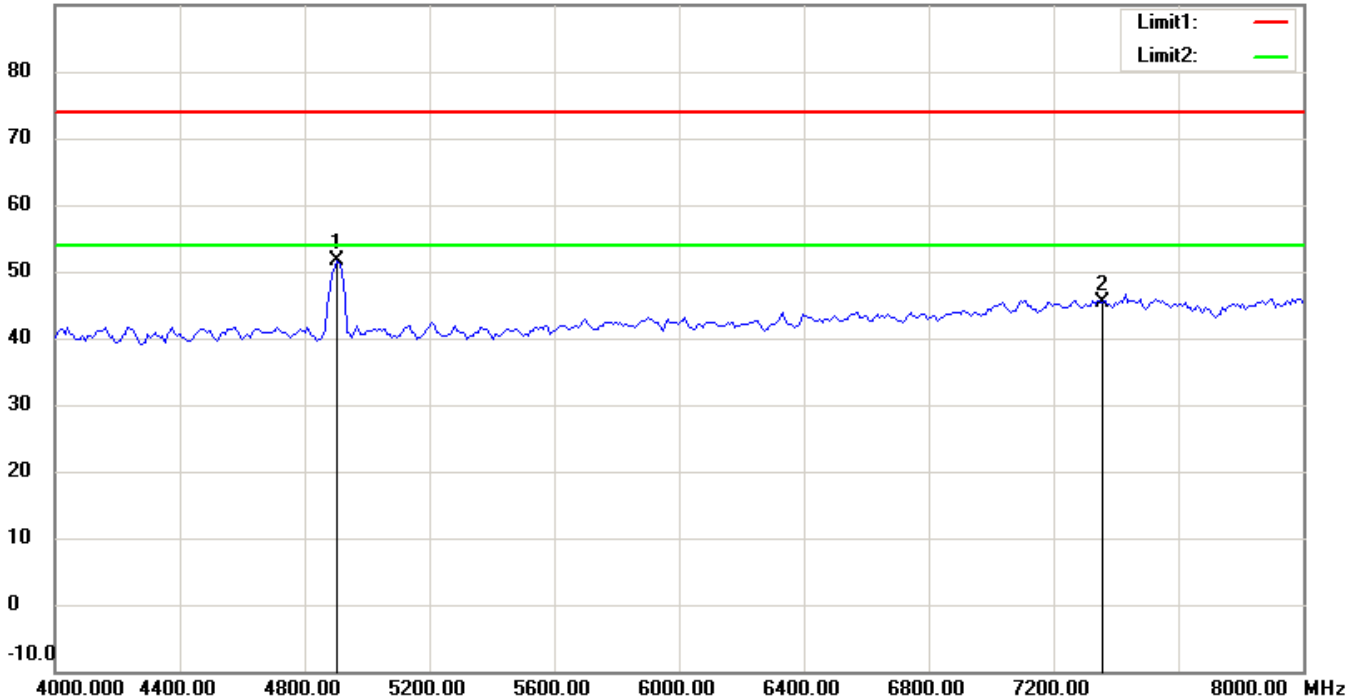
1. The attached measurement plots are preliminarily pre-scanned with peak detector for determining the final checking frequencies and are for reference only.
2. The some frequencies may exceed the limit line without the specified detectors, but that cannot present the results are failed to the specification of test standard.
3. For corrected test results are listed in the relevant table of radiated test data of this test report.



Registration number: W6M21208-12670-C-1

FCC ID: YV8-DA2131-V1

90.0 dBuV/m



Up Line: Peak Limit Line Down Line: Ave Limit Line

Note:

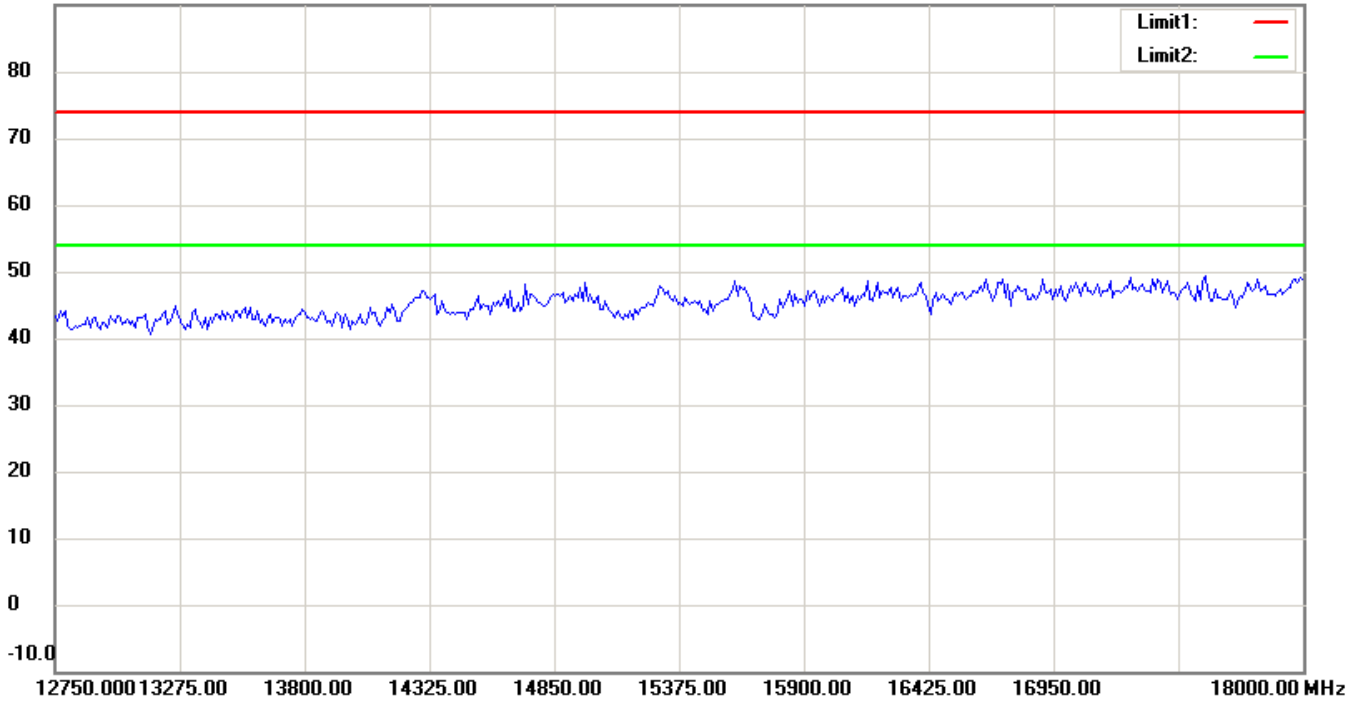
1. The attached measurement plots are preliminarily pre-scanned with peak detector for determining the final checking frequencies and are for reference only.
2. The some frequencies may exceed the limit line without the specified detectors, but that cannot present the results are failed to the specification of test standard.
3. For corrected test results are listed in the relevant table of radiated test data of this test report.



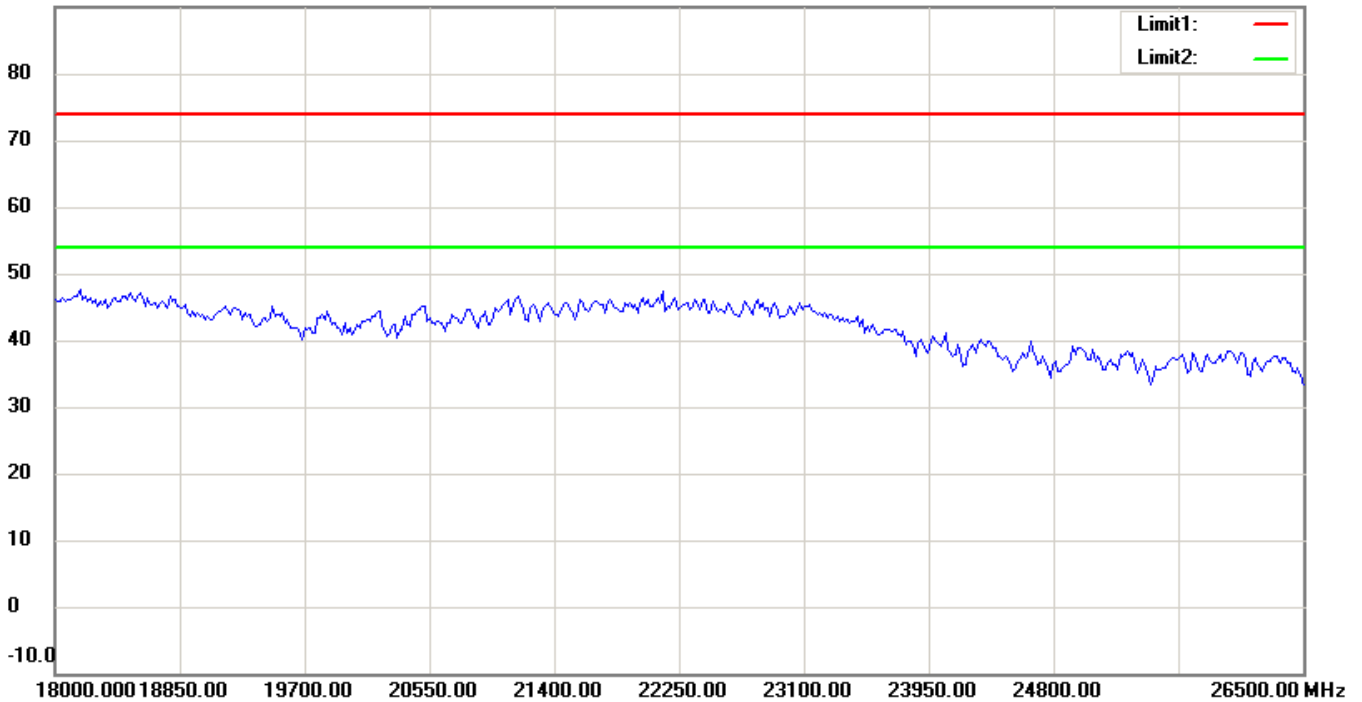
Registration number: W6M21208-12670-C-1

FCC ID: YV8-DA2131-V1

90.0 dBuV/m



90.0 dBuV/m



Up Line: Peak Limit Line Down Line: Ave Limit Line

Note:

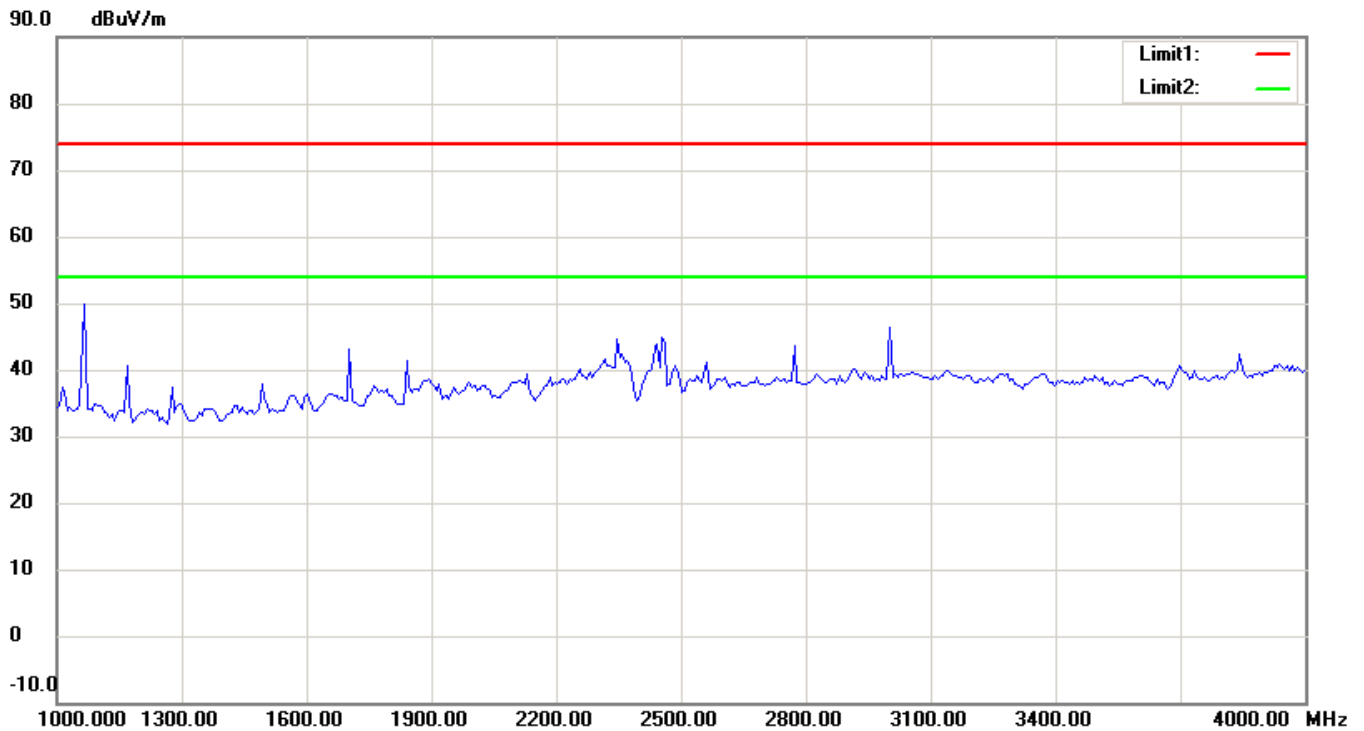
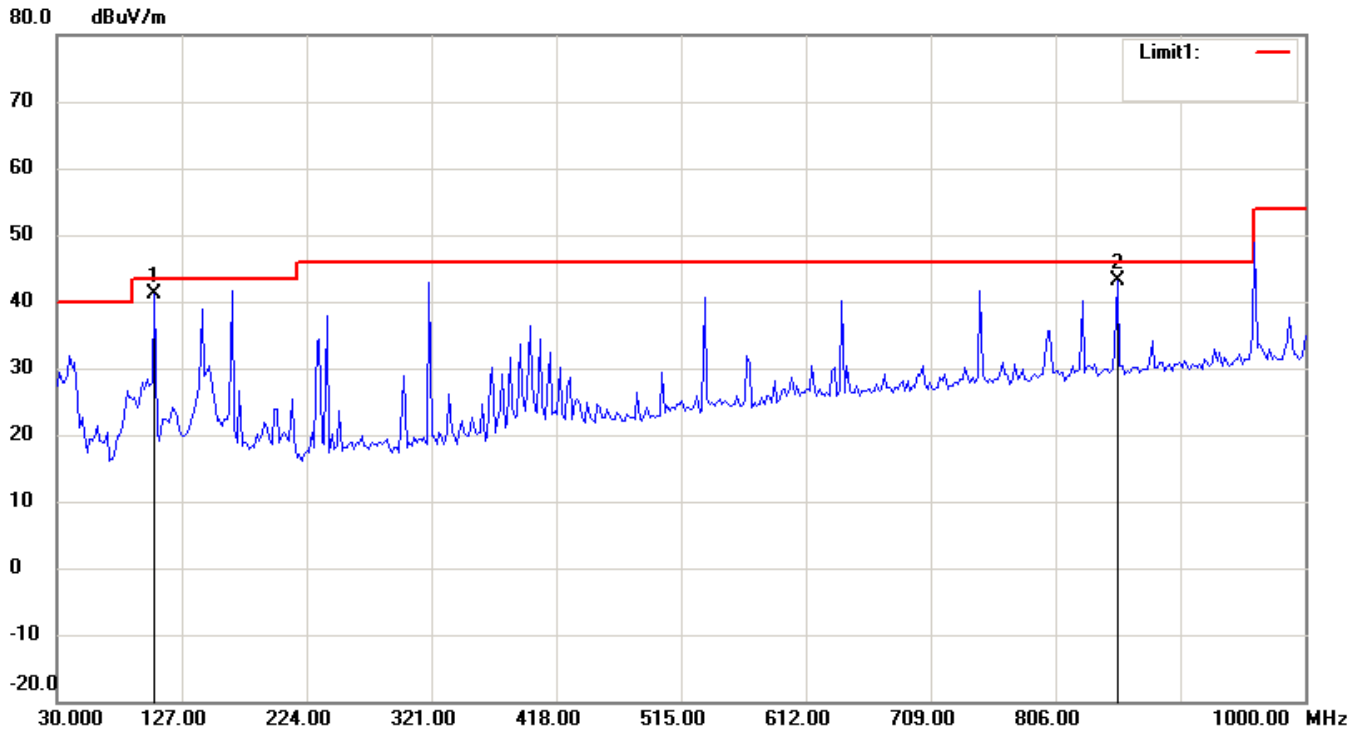
1. The attached measurement plots are preliminarily pre-scanned with peak detector for determining the final checking frequencies and are for reference only.
2. The some frequencies may exceed the limit line without the specified detectors, but that cannot present the results are failed to the specification of test standard.
3. For corrected test results are listed in the relevant table of radiated test data of this test report.



Registration number: W6M21208-12670-C-1

FCC ID: YV8-DA2131-V1

Antenna Polarization V



Up Line: Peak Limit Line Down Line: Ave Limit Line

Note:

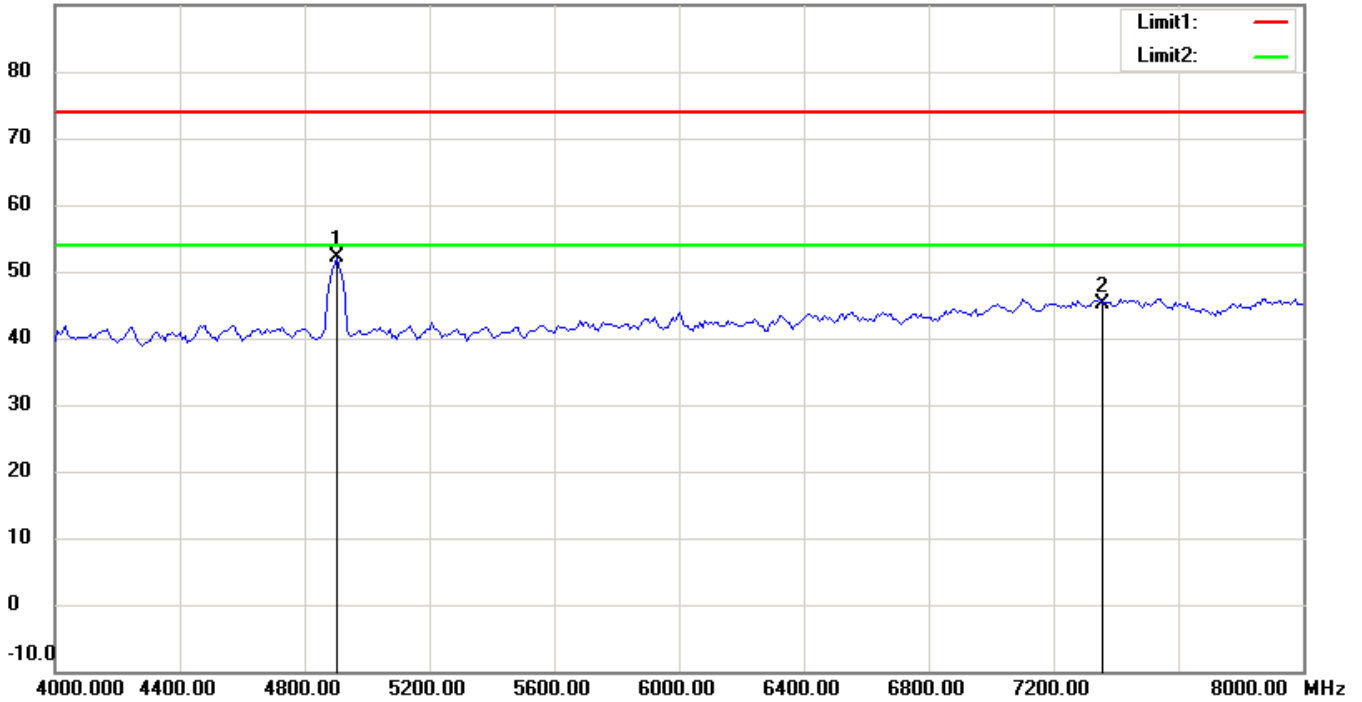
1. The attached measurement plots are preliminarily pre-scanned with peak detector for determining the final checking frequencies and are for reference only.
2. The some frequencies may exceed the limit line without the specified detectors, but that cannot present the results are failed to the specification of test standard.
3. For corrected test results are listed in the relevant table of radiated test data of this test report.



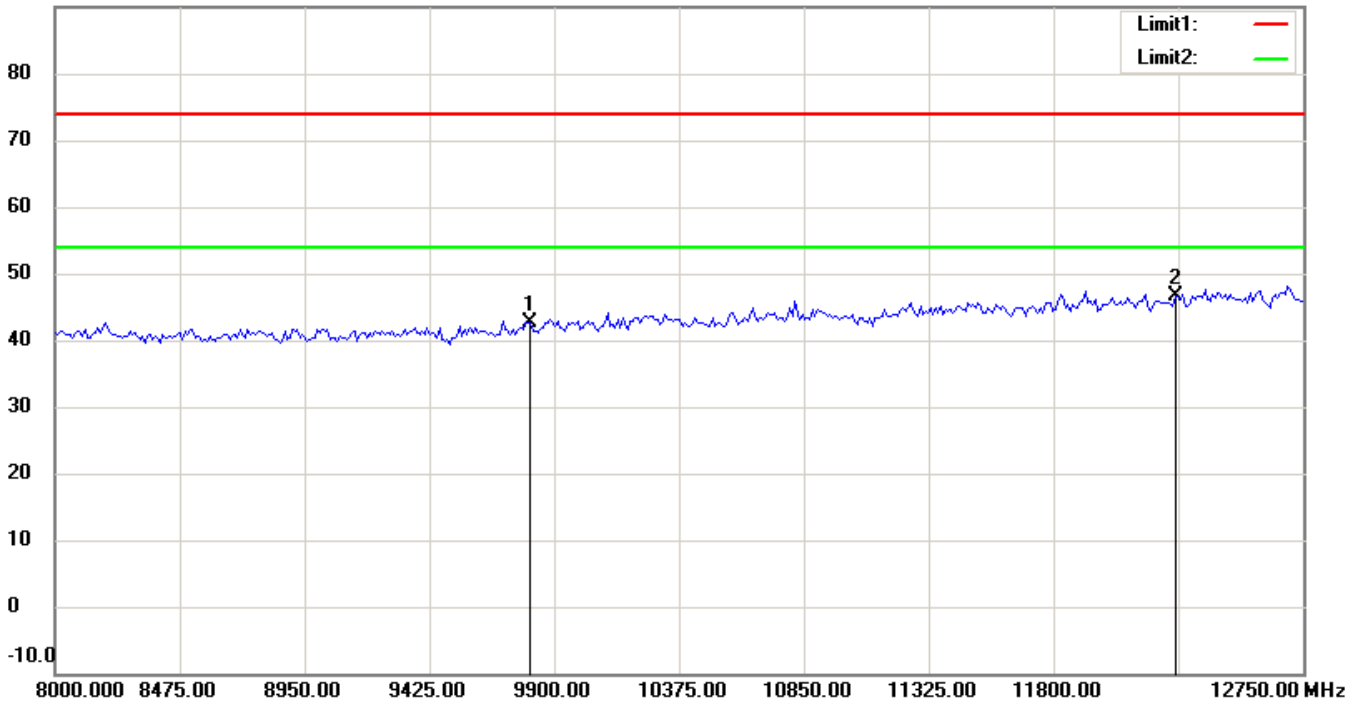
Registration number: W6M21208-12670-C-1

FCC ID: YV8-DA2131-V1

90.0 dBuV/m



90.0 dBuV/m



Up Line: Peak Limit Line Down Line: Ave Limit Line

Note:

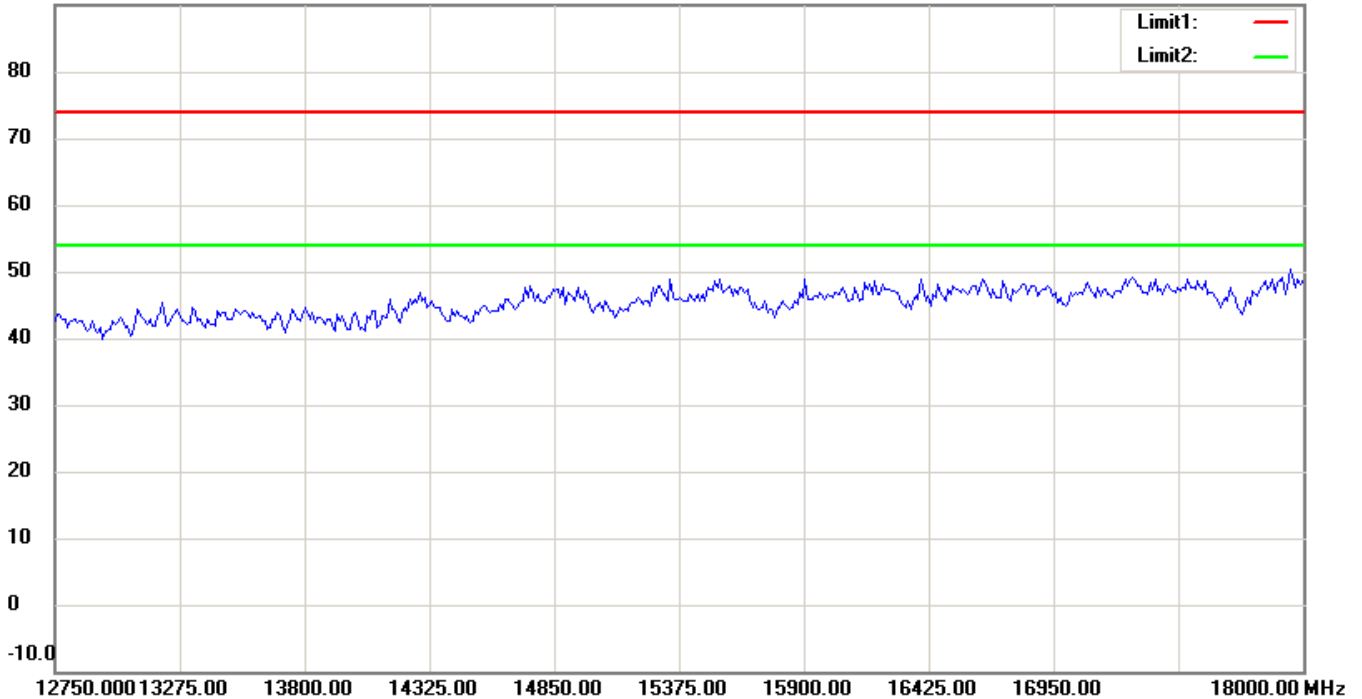
1. The attached measurement plots are preliminarily pre-scanned with peak detector for determining the final checking frequencies and are for reference only.
2. The some frequencies may exceed the limit line without the specified detectors, but that cannot present the results are failed to the specification of test standard.
3. For corrected test results are listed in the relevant table of radiated test data of this test report.



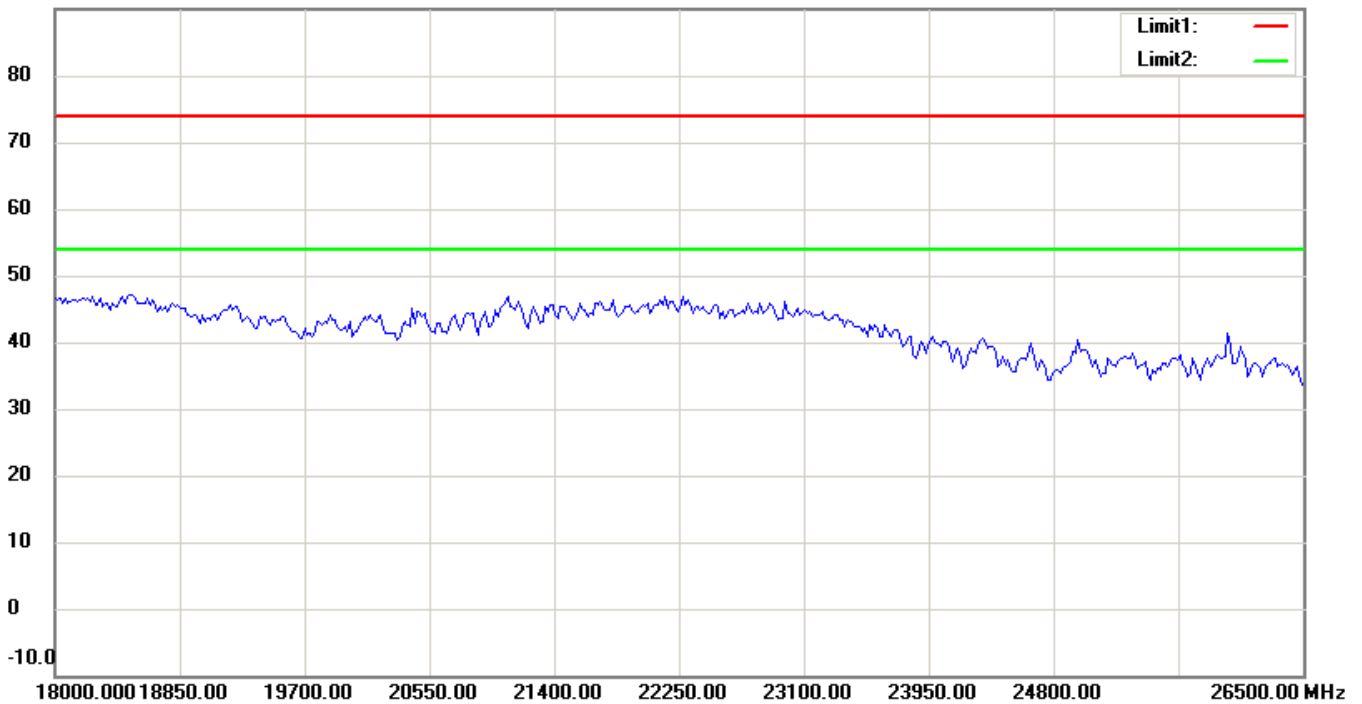
Registration number: W6M21208-12670-C-1

FCC ID: YV8-DA2131-V1

90.0 dBuV/m



90.0 dBuV/m



Up Line: Peak Limit Line Down Line: Ave Limit Line

Note:

1. The attached measurement plots are preliminarily pre-scanned with peak detector for determining the final checking frequencies and are for reference only.
2. The some frequencies may exceed the limit line without the specified detectors, but that cannot present the results are failed to the specification of test standard.
3. For corrected test results are listed in the relevant table of radiated test data of this test report.

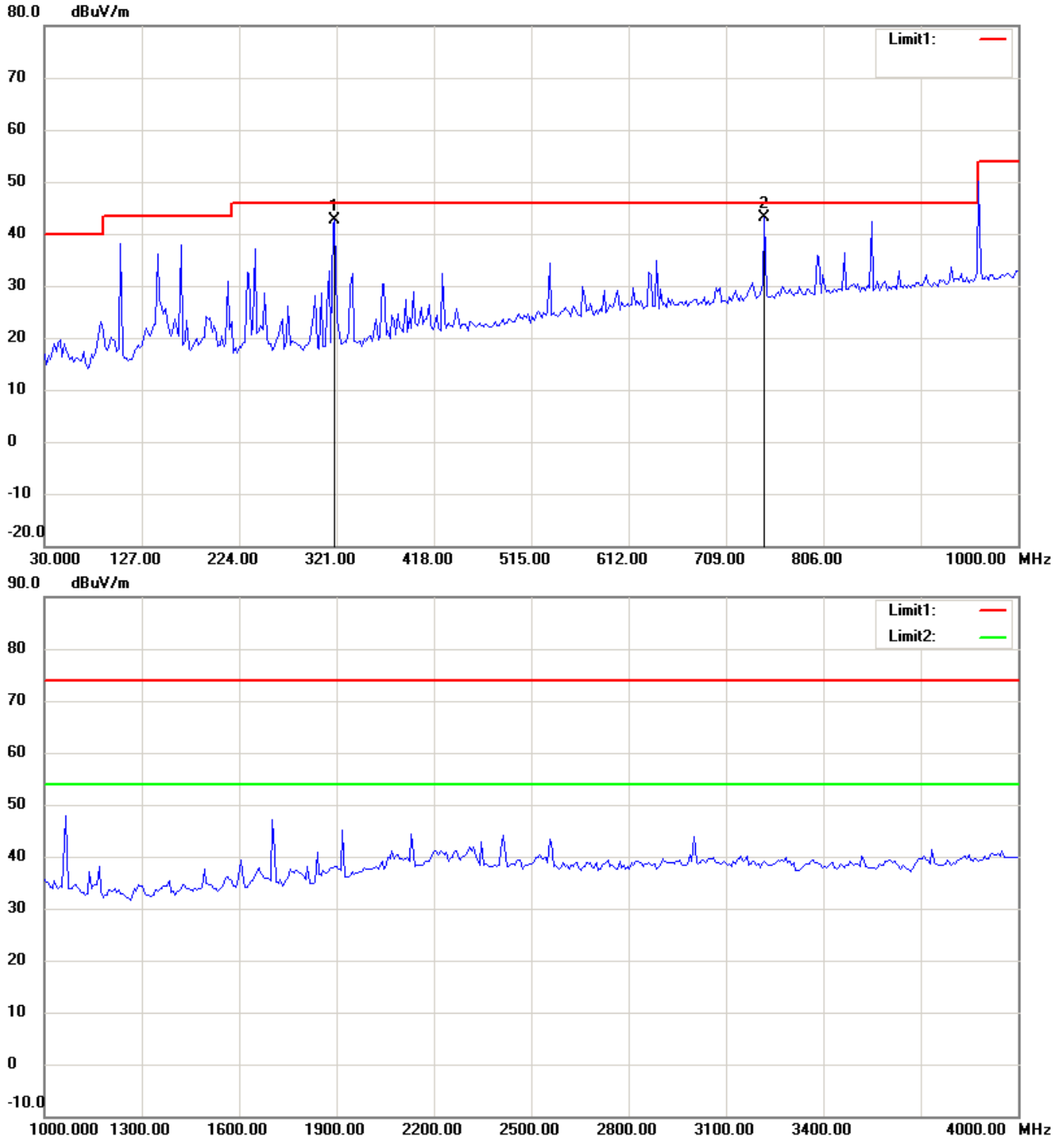


Registration number: W6M21208-12670-C-1

FCC ID: YV8-DA2131-V1

Mode: Dipole Antenna_802.11b CH1

Antenna Polarization H



Up Line: Peak Limit Line Down Line: Ave Limit Line

Note:

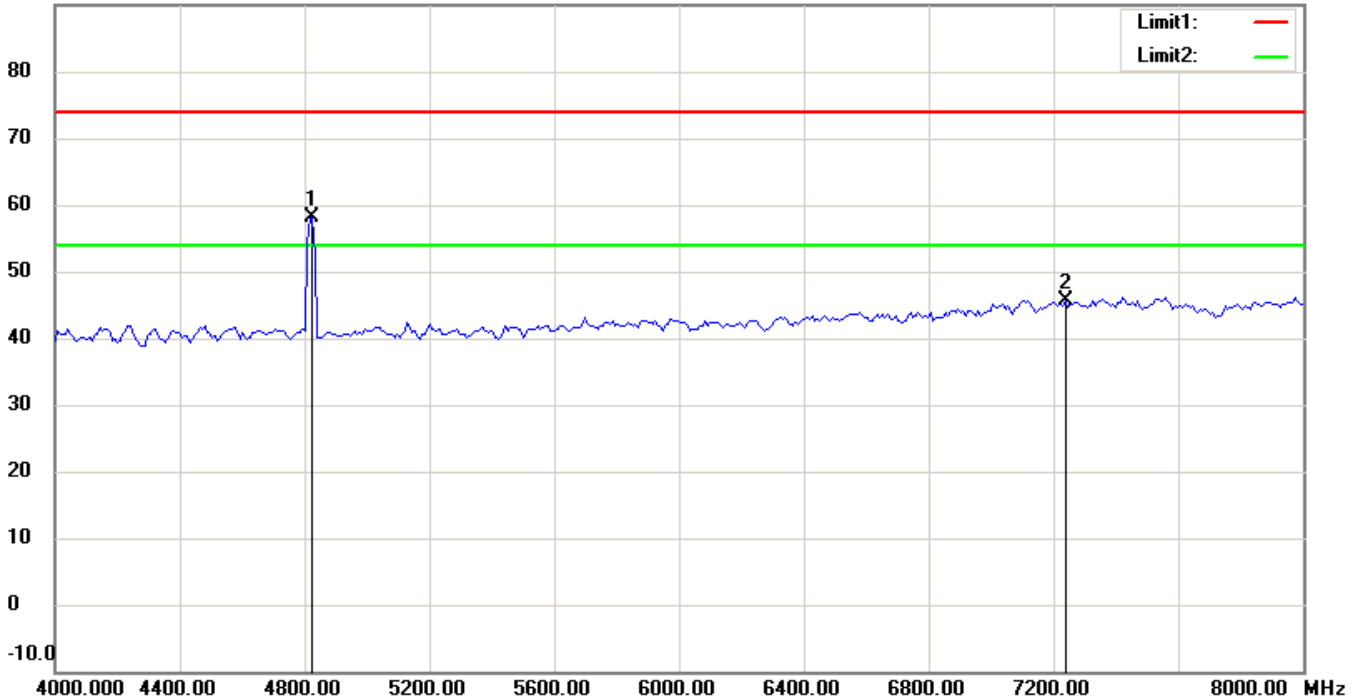
1. The attached measurement plots are preliminarily pre-scanned with peak detector for determining the final checking frequencies and are for reference only.
2. The some frequencies may exceed the limit line without the specified detectors, but that cannot present the results are failed to the specification of test standard.
3. For corrected test results are listed in the relevant table of radiated test data of this test report.



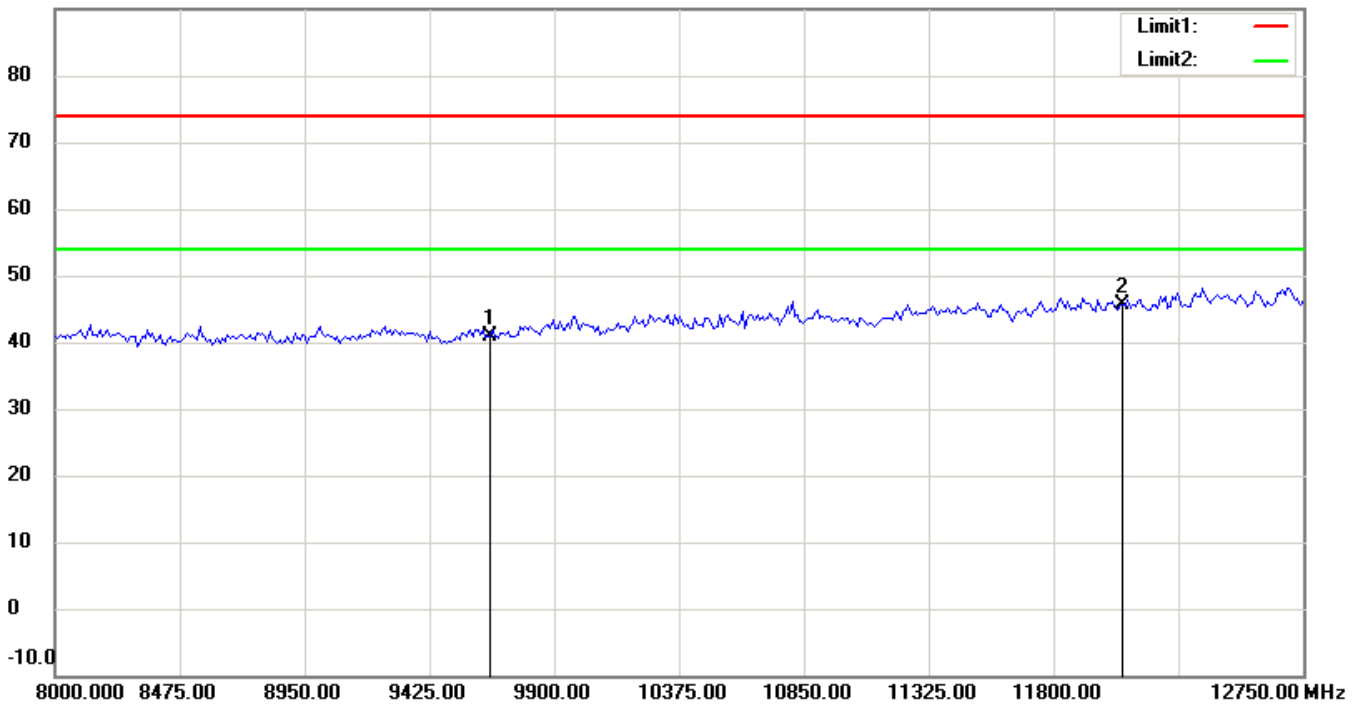
Registration number: W6M21208-12670-C-1

FCC ID: YV8-DA2131-V1

90.0 dBuV/m



90.0 dBuV/m



Up Line: Peak Limit Line Down Line: Ave Limit Line

Note:

1. The attached measurement plots are preliminarily pre-scanned with peak detector for determining the final checking frequencies and are for reference only.
2. The some frequencies may exceed the limit line without the specified detectors, but that cannot present the results are failed to the specification of test standard.
3. For corrected test results are listed in the relevant table of radiated test data of this test report.

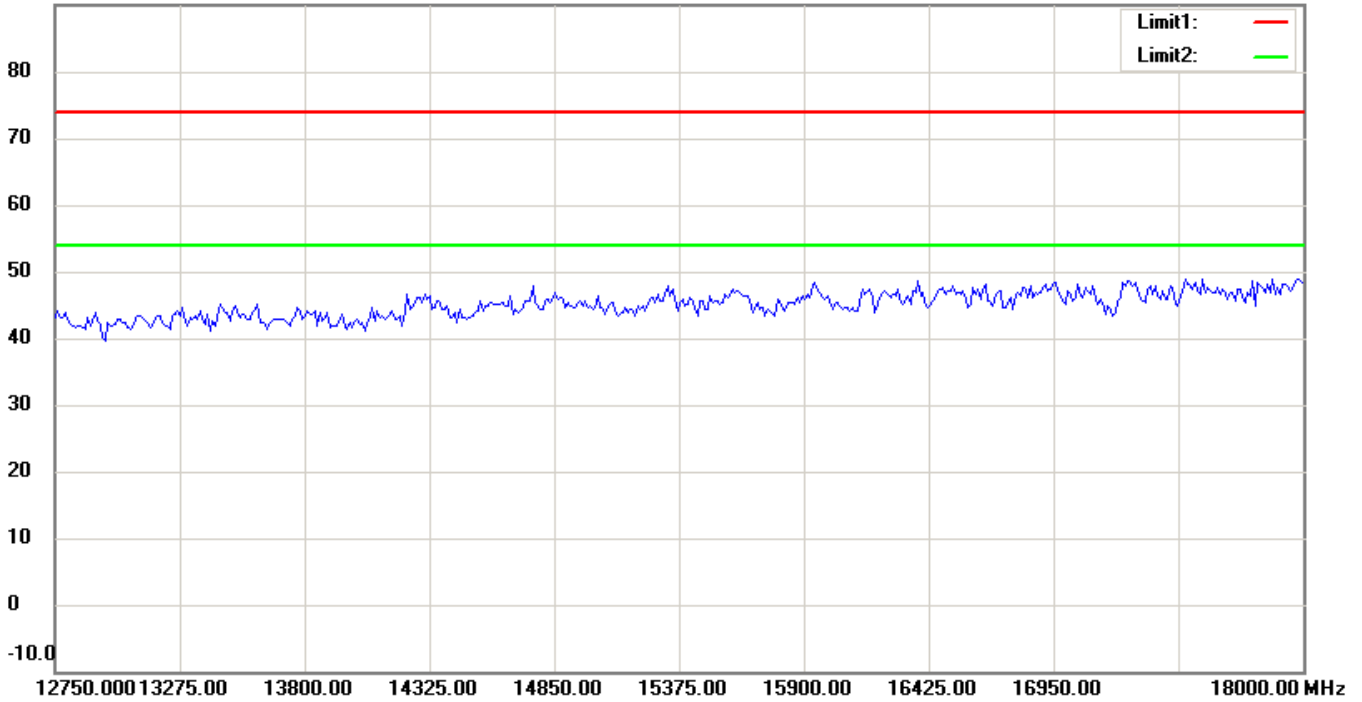


Worldwide Testing Services(Taiwan) Co., Ltd.

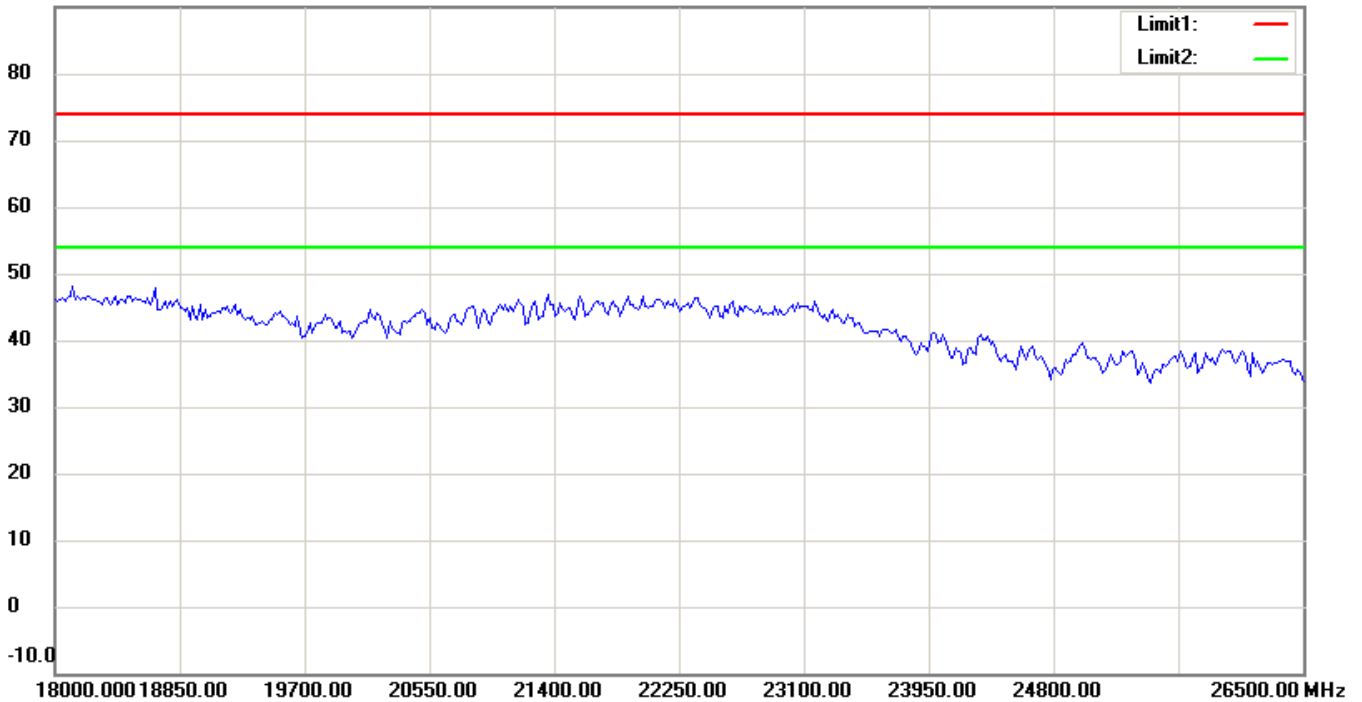
Registration number: W6M21208-12670-C-1

FCC ID: YV8-DA2131-V1

90.0 dBuV/m



90.0 dBuV/m



Up Line: Peak Limit Line Down Line: Ave Limit Line

Note:

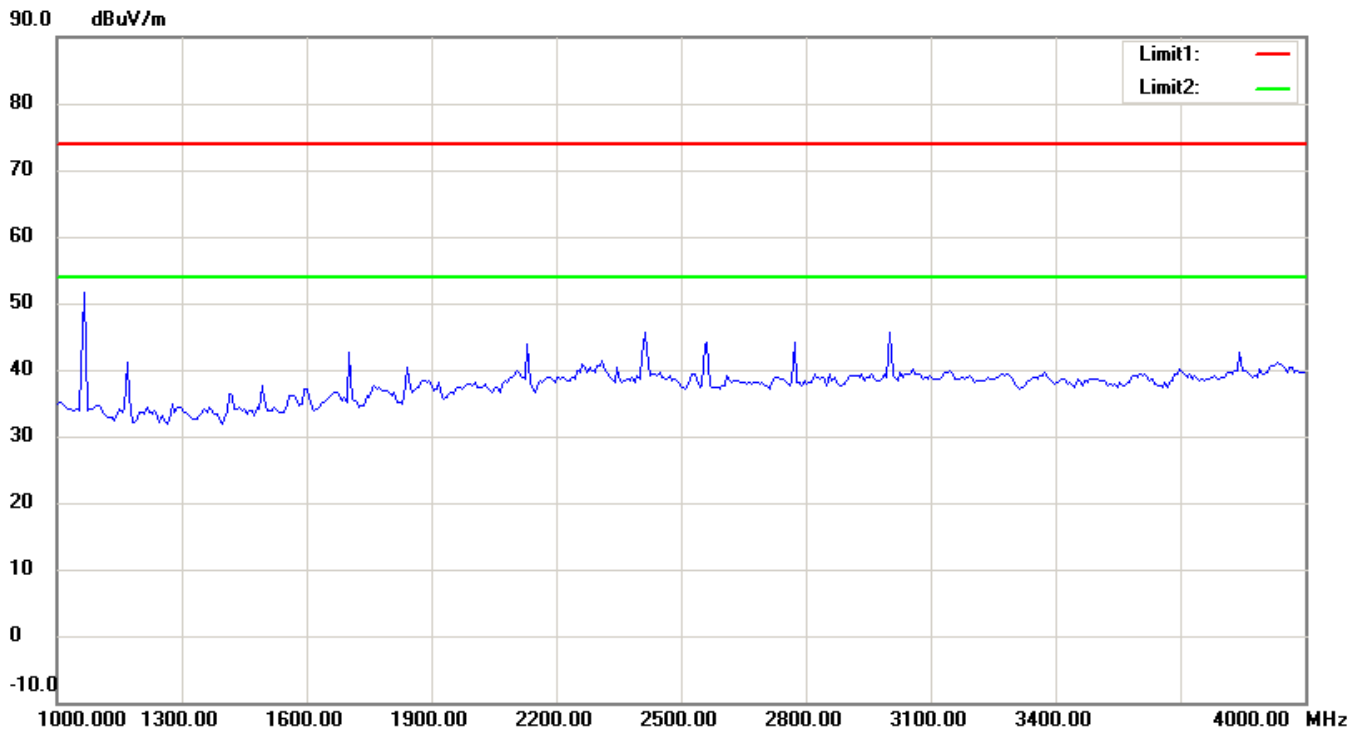
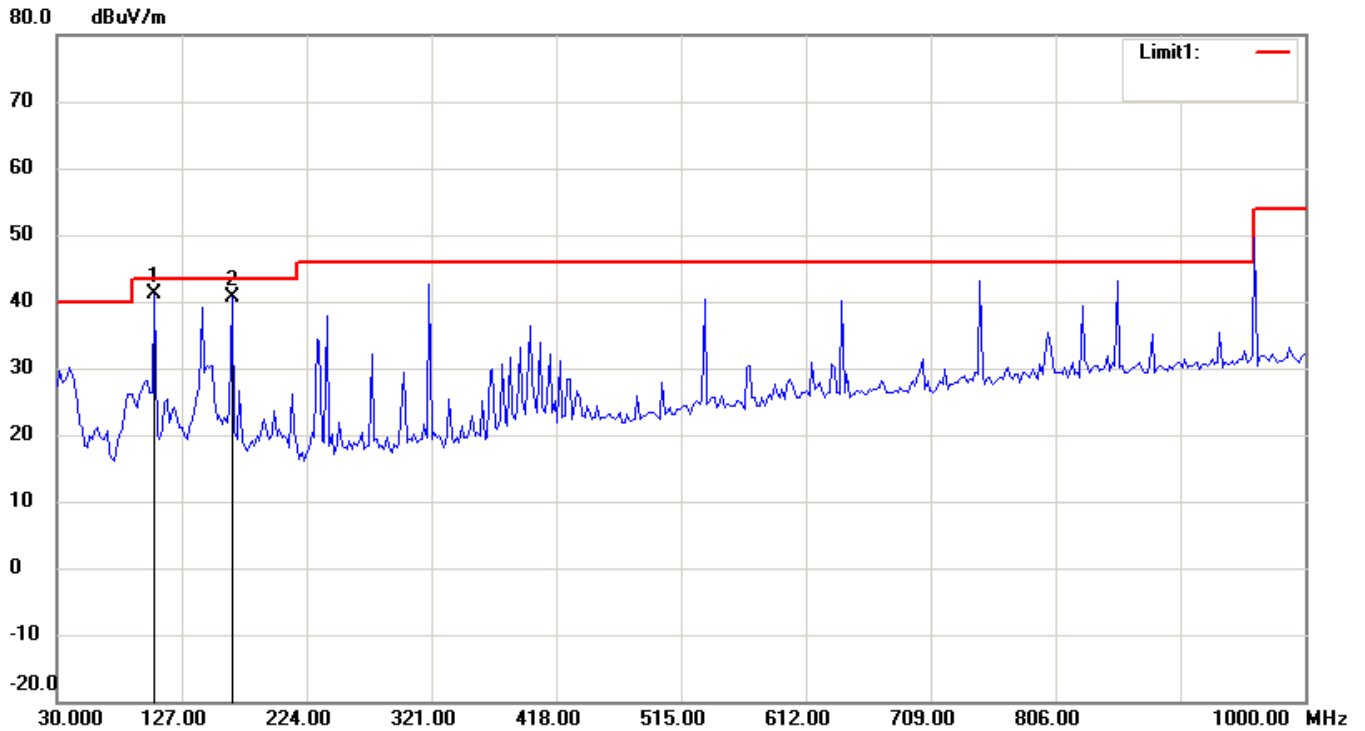
1. The attached measurement plots are preliminarily pre-scanned with peak detector for determining the final checking frequencies and are for reference only.
2. The some frequencies may exceed the limit line without the specified detectors, but that cannot present the results are failed to the specification of test standard.
3. For corrected test results are listed in the relevant table of radiated test data of this test report.



Registration number: W6M21208-12670-C-1

FCC ID: YV8-DA2131-V1

Antenna Polarization V



Up Line: Peak Limit Line Down Line: Ave Limit Line

Note:

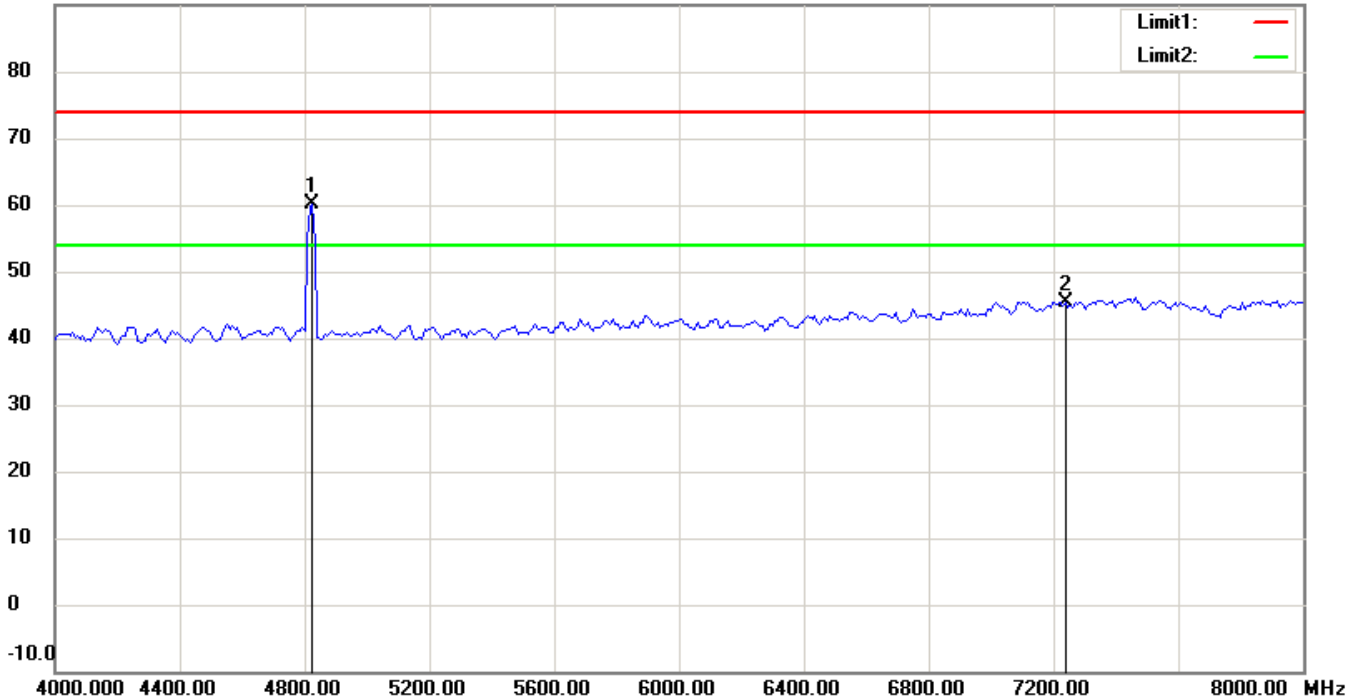
1. The attached measurement plots are preliminarily pre-scanned with peak detector for determining the final checking frequencies and are for reference only.
2. The some frequencies may exceed the limit line without the specified detectors, but that cannot present the results are failed to the specification of test standard.
3. For corrected test results are listed in the relevant table of radiated test data of this test report.



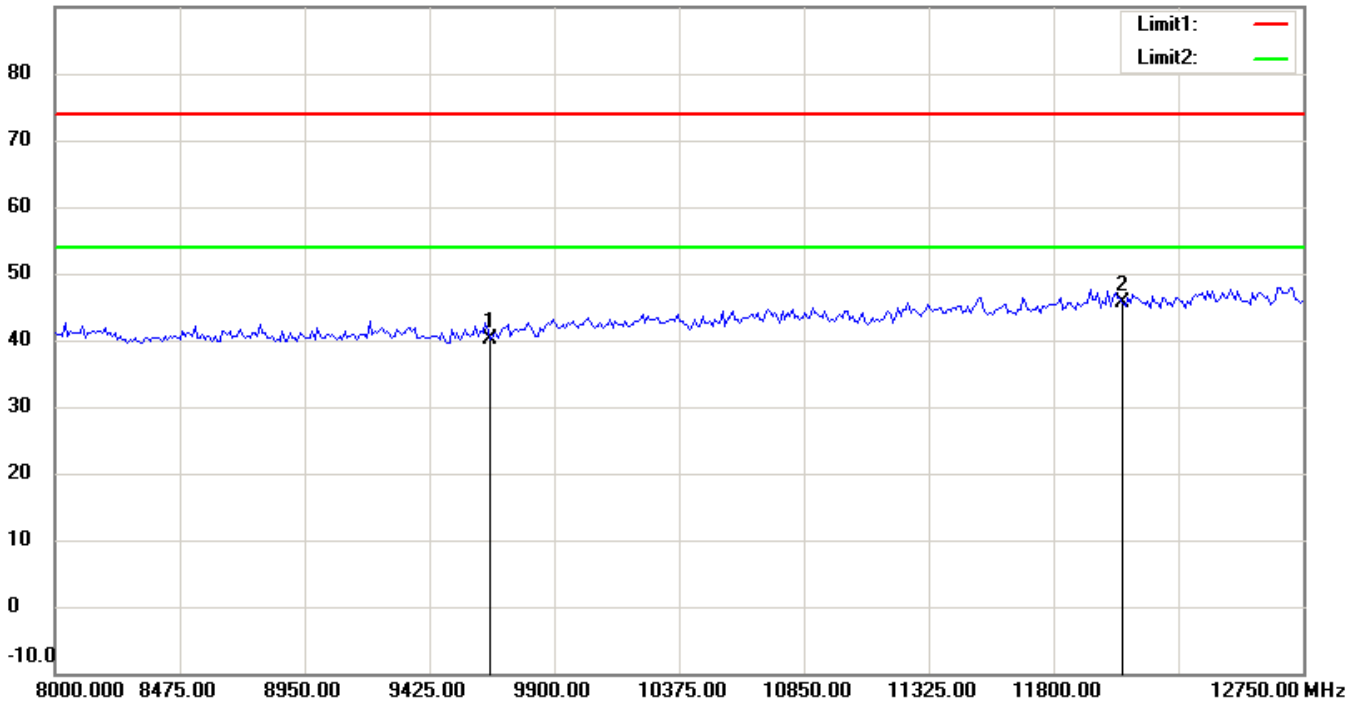
Registration number: W6M21208-12670-C-1

FCC ID: YV8-DA2131-V1

90.0 dBuV/m



90.0 dBuV/m



Up Line: Peak Limit Line Down Line: Ave Limit Line

Note:

1. The attached measurement plots are preliminarily pre-scanned with peak detector for determining the final checking frequencies and are for reference only.
2. The some frequencies may exceed the limit line without the specified detectors, but that cannot present the results are failed to the specification of test standard.
3. For corrected test results are listed in the relevant table of radiated test data of this test report.

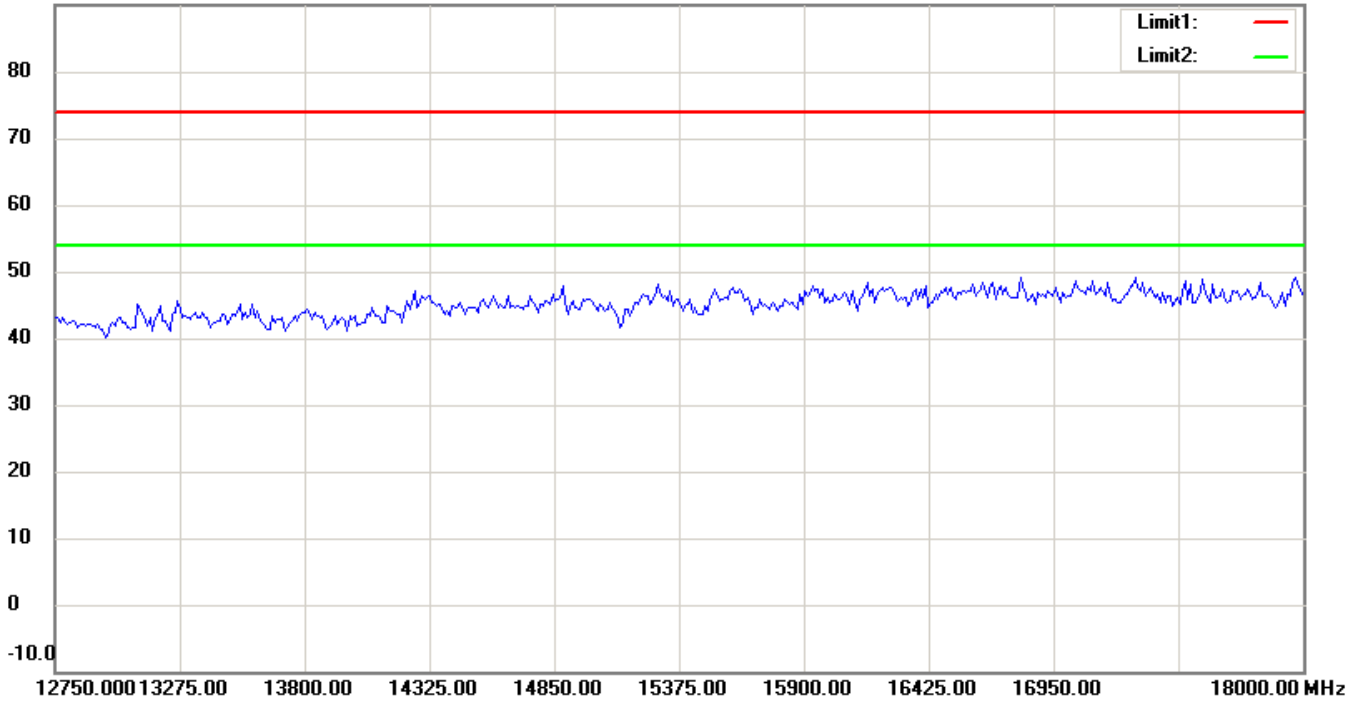


Worldwide Testing Services(Taiwan) Co., Ltd.

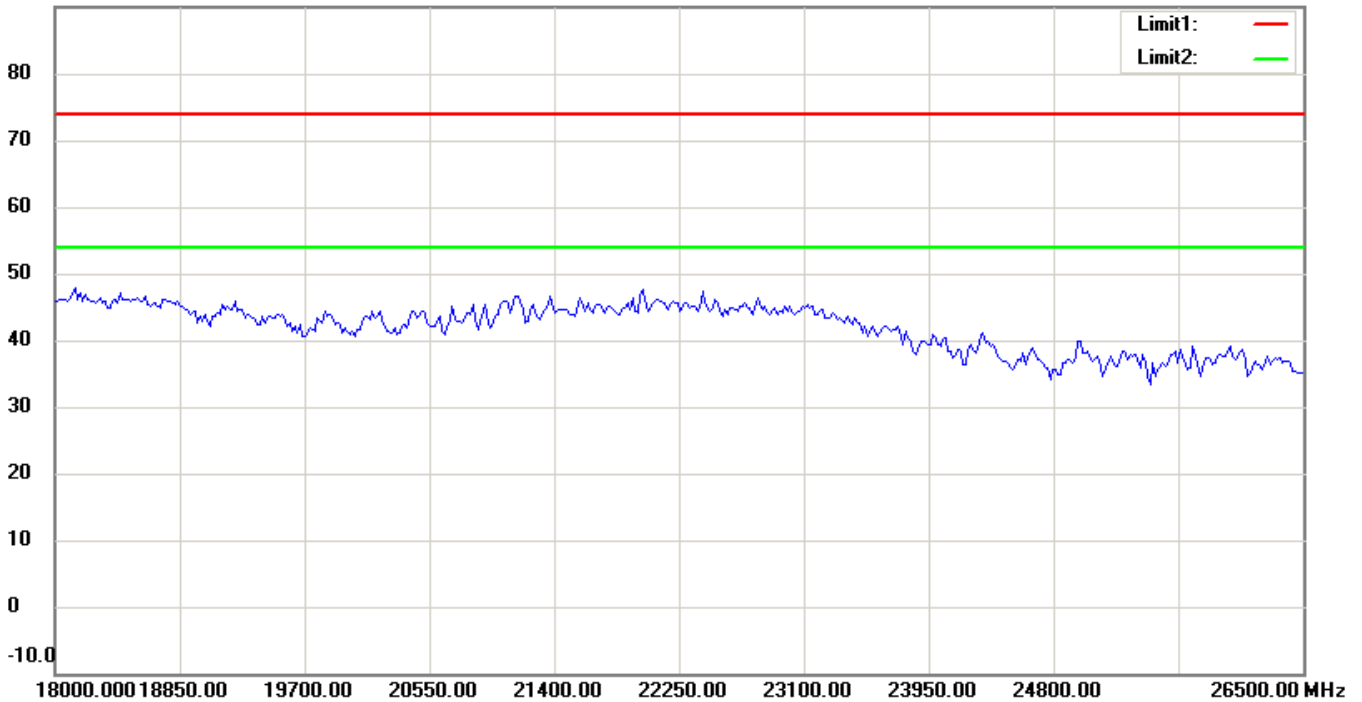
Registration number: W6M21208-12670-C-1

FCC ID: YV8-DA2131-V1

90.0 dBuV/m



90.0 dBuV/m



Up Line: Peak Limit Line Down Line: Ave Limit Line

Note:

1. The attached measurement plots are preliminarily pre-scanned with peak detector for determining the final checking frequencies and are for reference only.
2. The some frequencies may exceed the limit line without the specified detectors, but that cannot present the results are failed to the specification of test standard.
3. For corrected test results are listed in the relevant table of radiated test data of this test report.

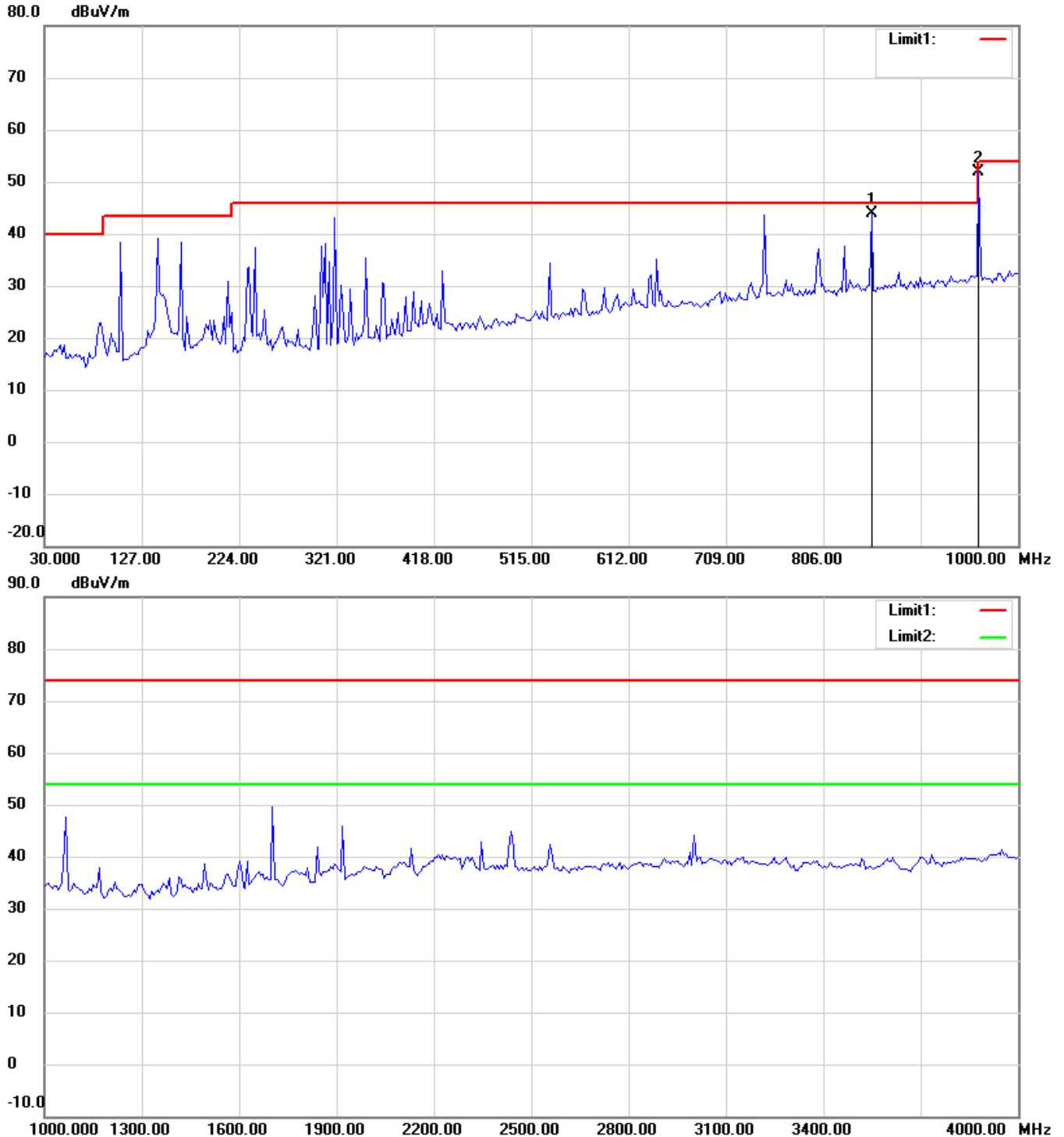


Registration number: W6M21208-12670-C-1

FCC ID: YV8-DA2131-V1

802.11b CH6

Antenna Polarization H



Up Line: Peak Limit Line Down Line: Ave Limit Line

Note:

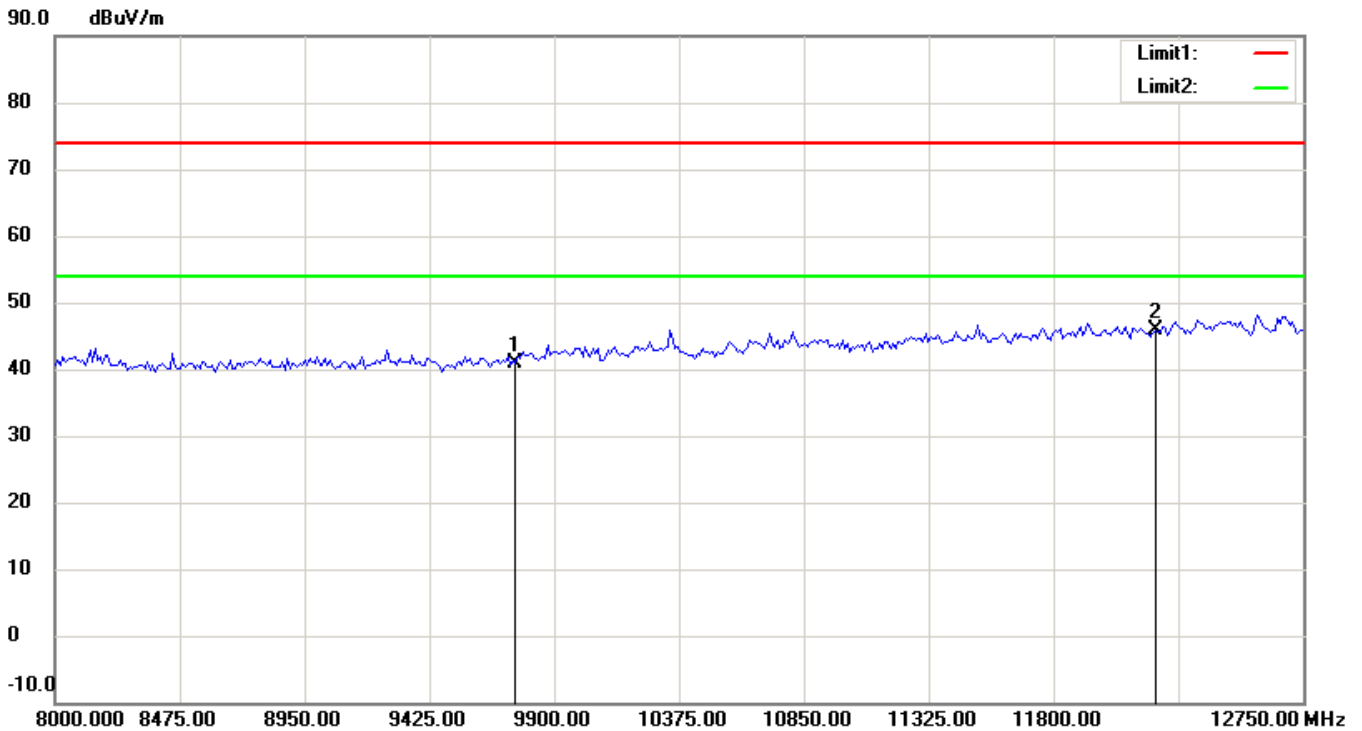
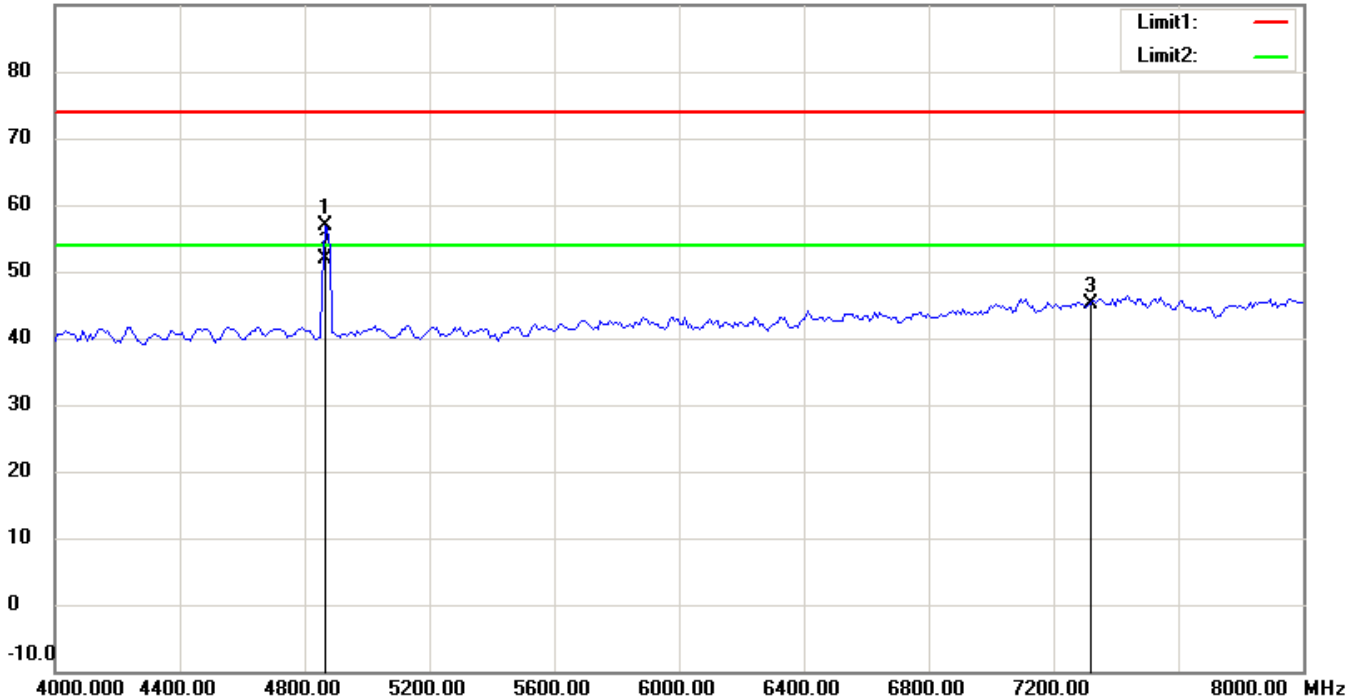
1. The attached measurement plots are preliminarily pre-scanned with peak detector for determining the final checking frequencies and are for reference only.
2. The some frequencies may exceed the limit line without the specified detectors, but that cannot present the results are failed to the specification of test standard.
3. For corrected test results are listed in the relevant table of radiated test data of this test report.



Registration number: W6M21208-12670-C-1

FCC ID: YV8-DA2131-V1

90.0 dBuV/m



Up Line: Peak Limit Line Down Line: Ave Limit Line

Note:

1. The attached measurement plots are preliminarily pre-scanned with peak detector for determining the final checking frequencies and are for reference only.
2. The some frequencies may exceed the limit line without the specified detectors, but that cannot present the results are failed to the specification of test standard.
3. For corrected test results are listed in the relevant table of radiated test data of this test report.

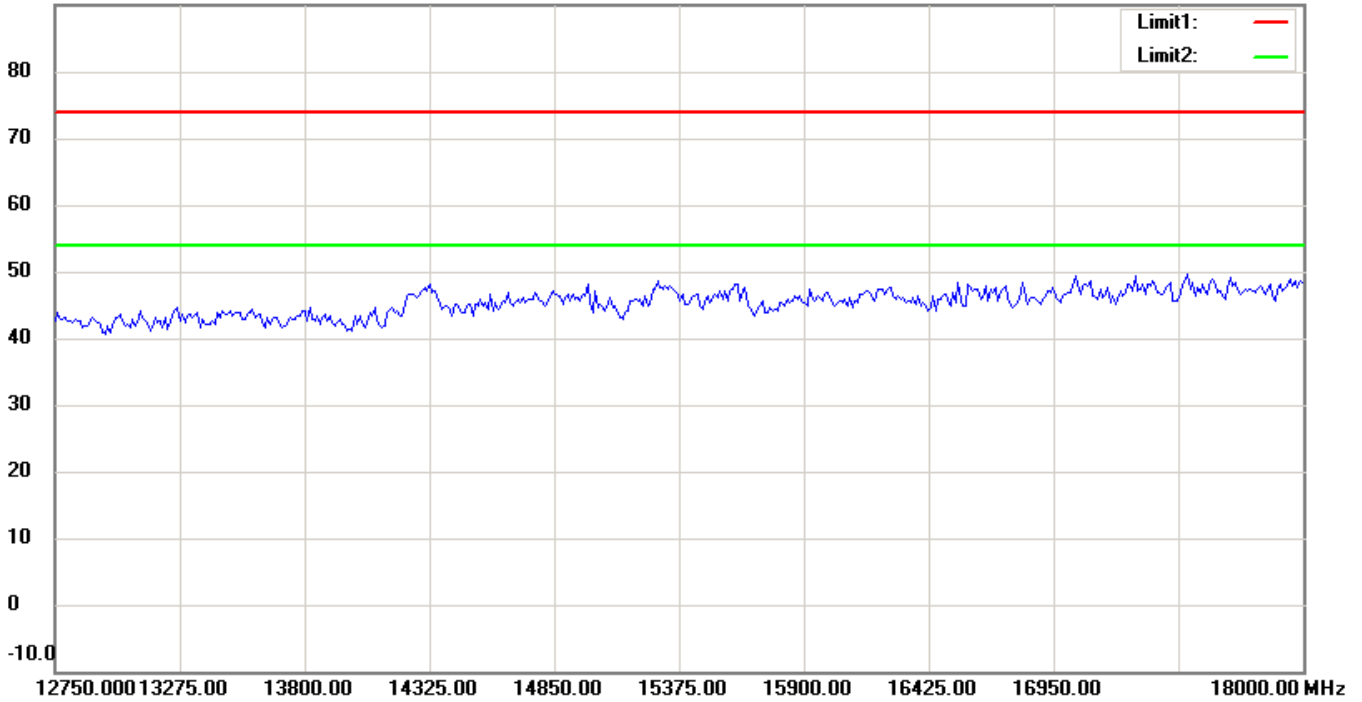


Worldwide Testing Services(Taiwan) Co., Ltd.

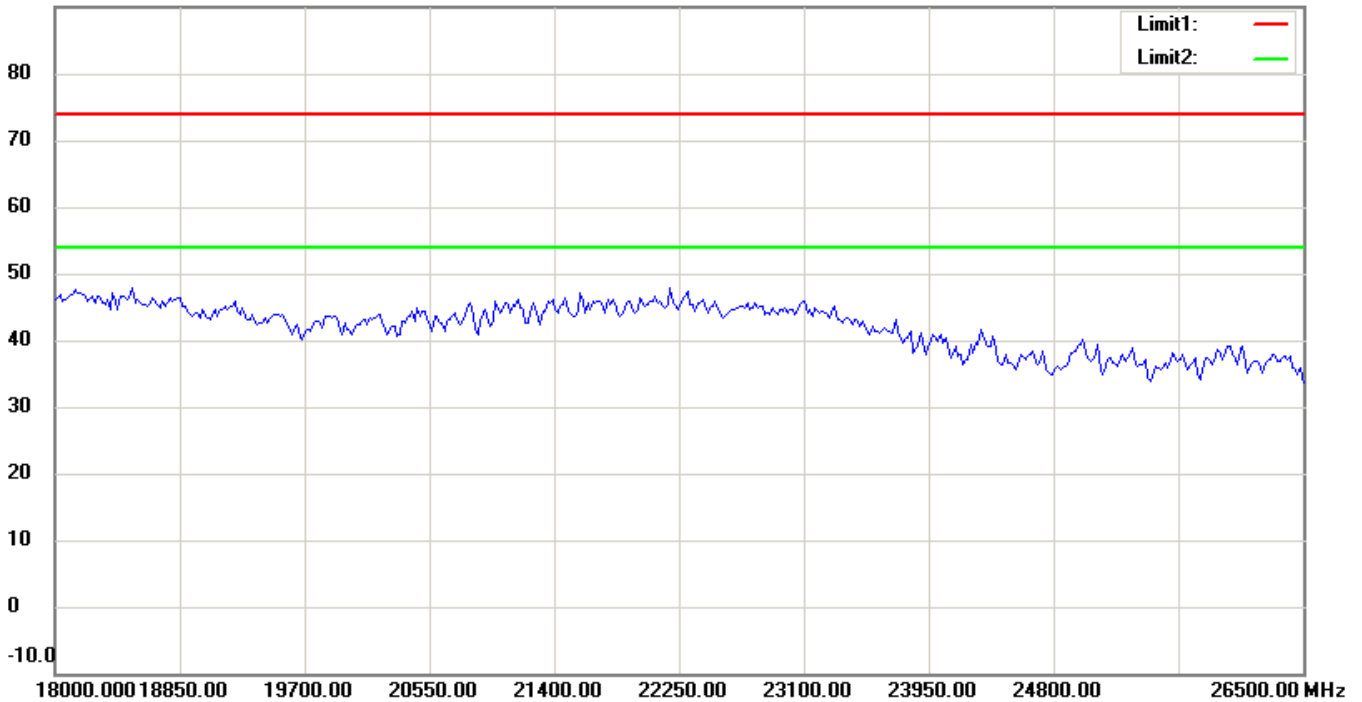
Registration number: W6M21208-12670-C-1

FCC ID: YV8-DA2131-V1

90.0 dBuV/m



90.0 dBuV/m



Up Line: Peak Limit Line Down Line: Ave Limit Line

Note:

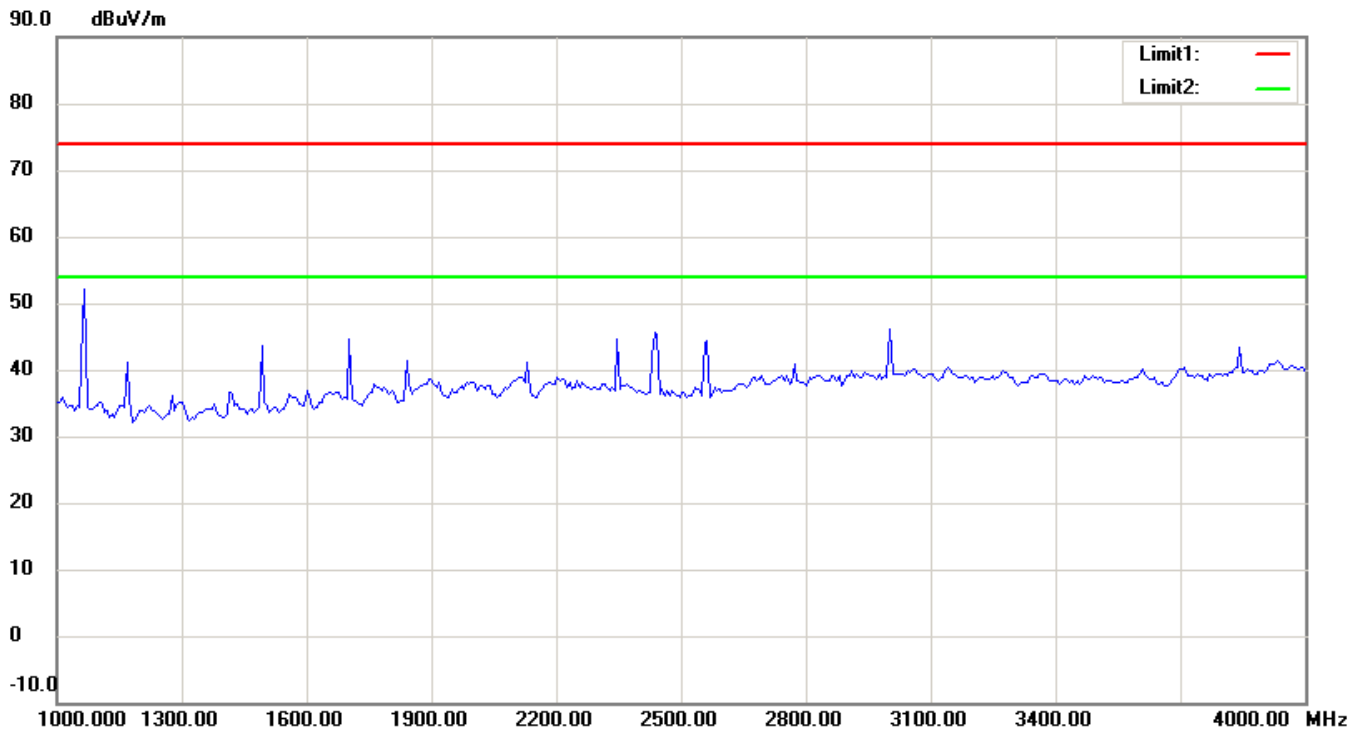
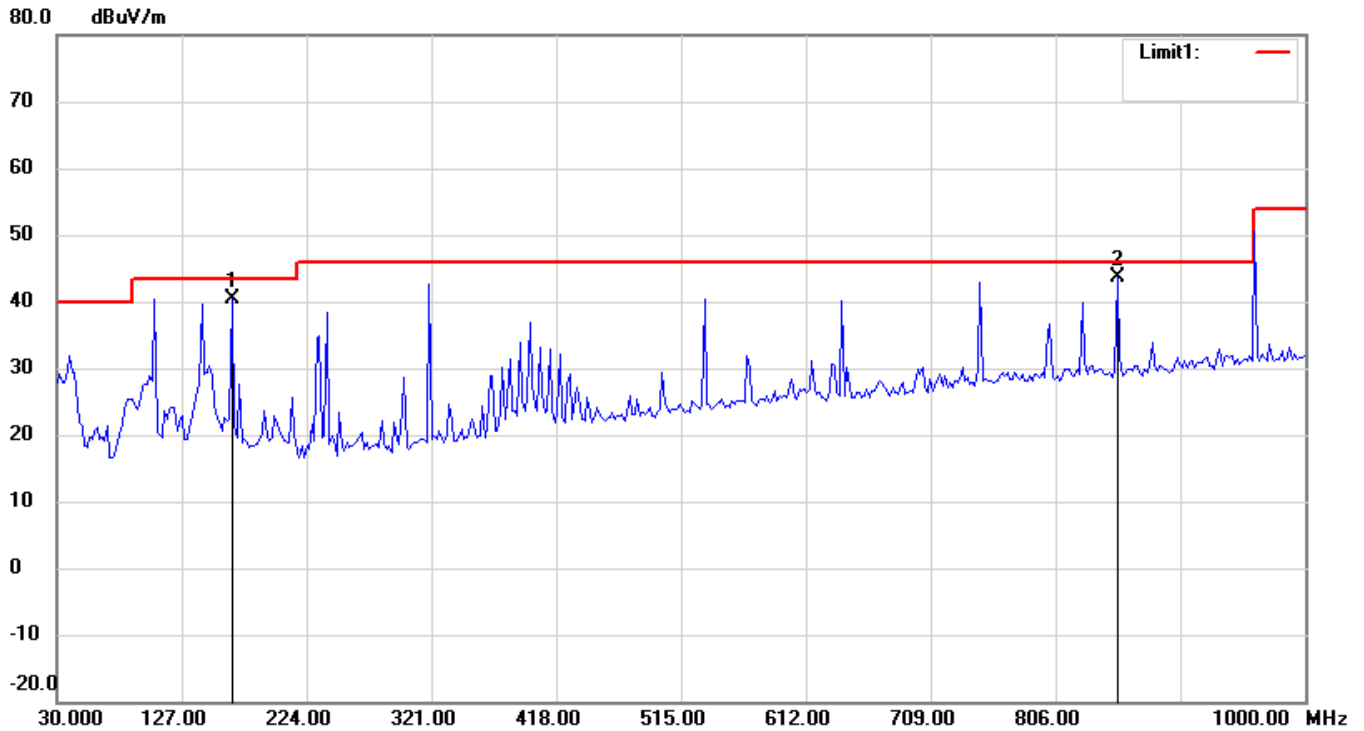
1. The attached measurement plots are preliminarily pre-scanned with peak detector for determining the final checking frequencies and are for reference only.
2. The some frequencies may exceed the limit line without the specified detectors, but that cannot present the results are failed to the specification of test standard.
3. For corrected test results are listed in the relevant table of radiated test data of this test report.



Registration number: W6M21208-12670-C-1

FCC ID: YV8-DA2131-V1

Antenna Polarization V



Up Line: Peak Limit Line Down Line: Ave Limit Line

Note:

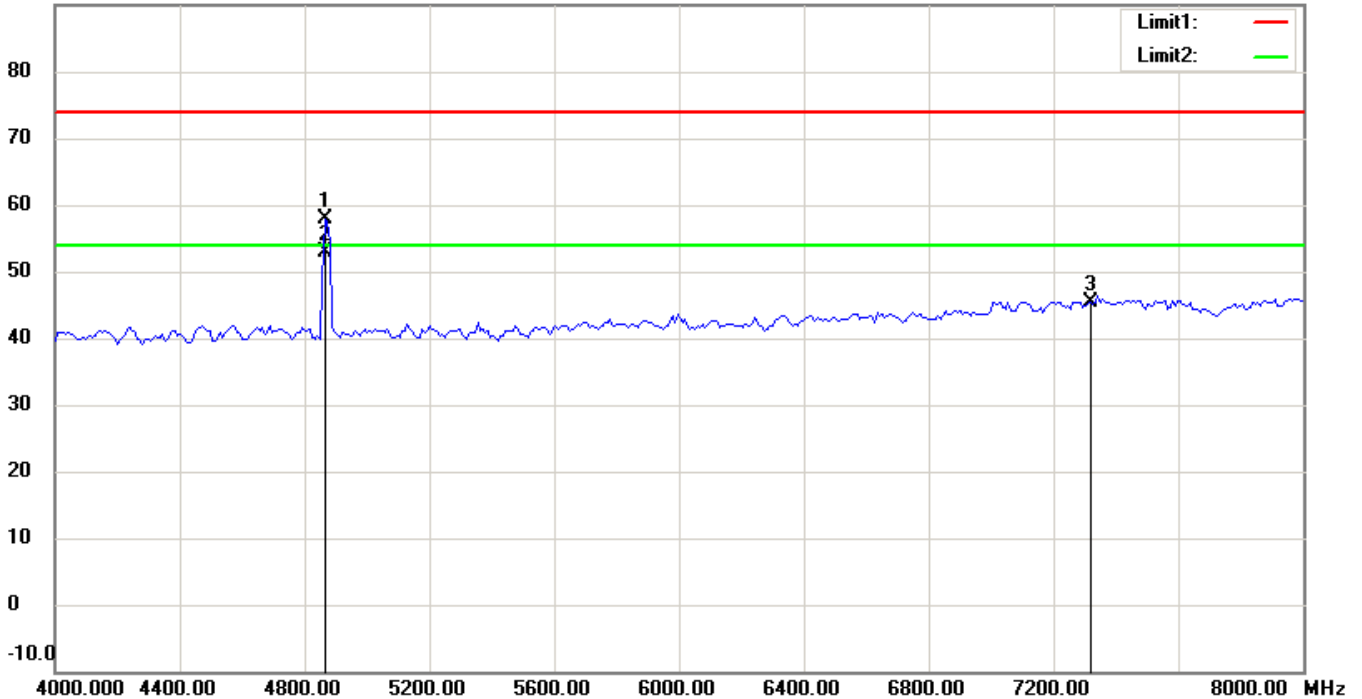
1. The attached measurement plots are preliminarily pre-scanned with peak detector for determining the final checking frequencies and are for reference only.
2. The some frequencies may exceed the limit line without the specified detectors, but that cannot present the results are failed to the specification of test standard.
3. For corrected test results are listed in the relevant table of radiated test data of this test report.



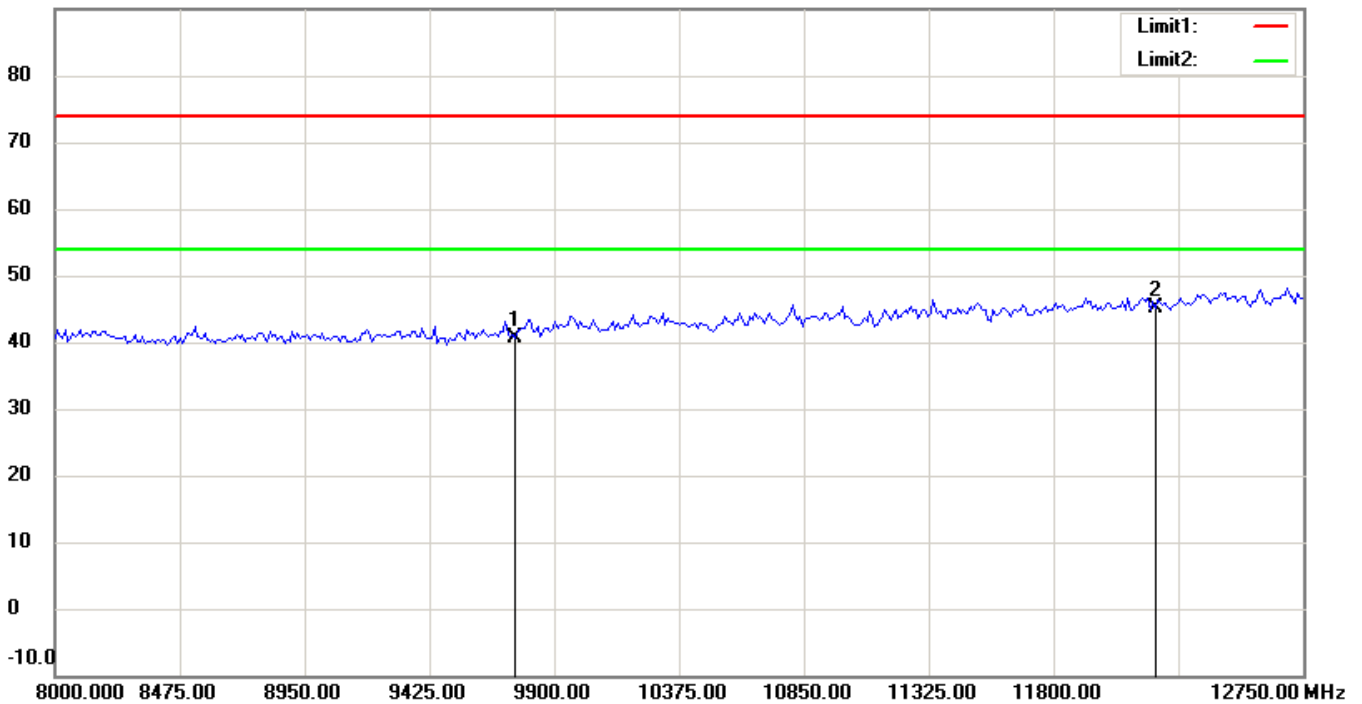
Registration number: W6M21208-12670-C-1

FCC ID: YV8-DA2131-V1

90.0 dBuV/m



90.0 dBuV/m



Up Line: Peak Limit Line Down Line: Ave Limit Line

Note:

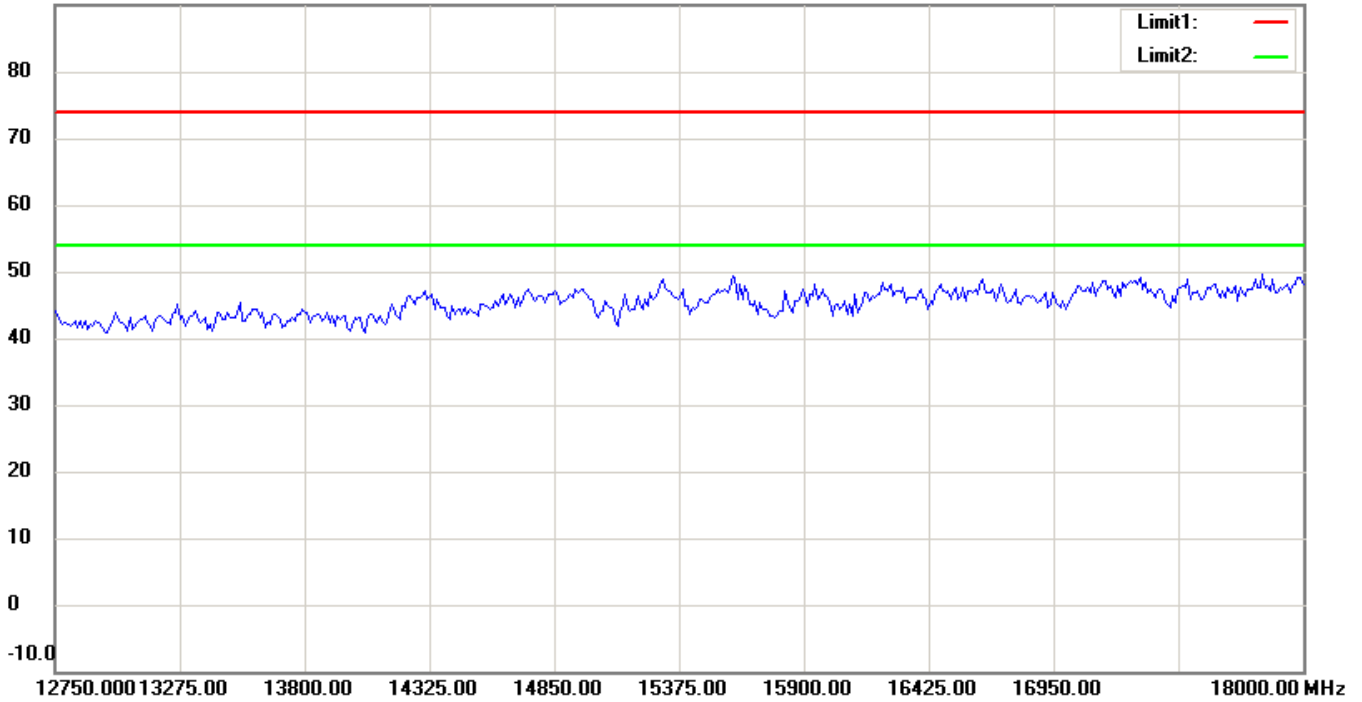
1. The attached measurement plots are preliminarily pre-scanned with peak detector for determining the final checking frequencies and are for reference only.
2. The some frequencies may exceed the limit line without the specified detectors, but that cannot present the results are failed to the specification of test standard.
3. For corrected test results are listed in the relevant table of radiated test data of this test report.



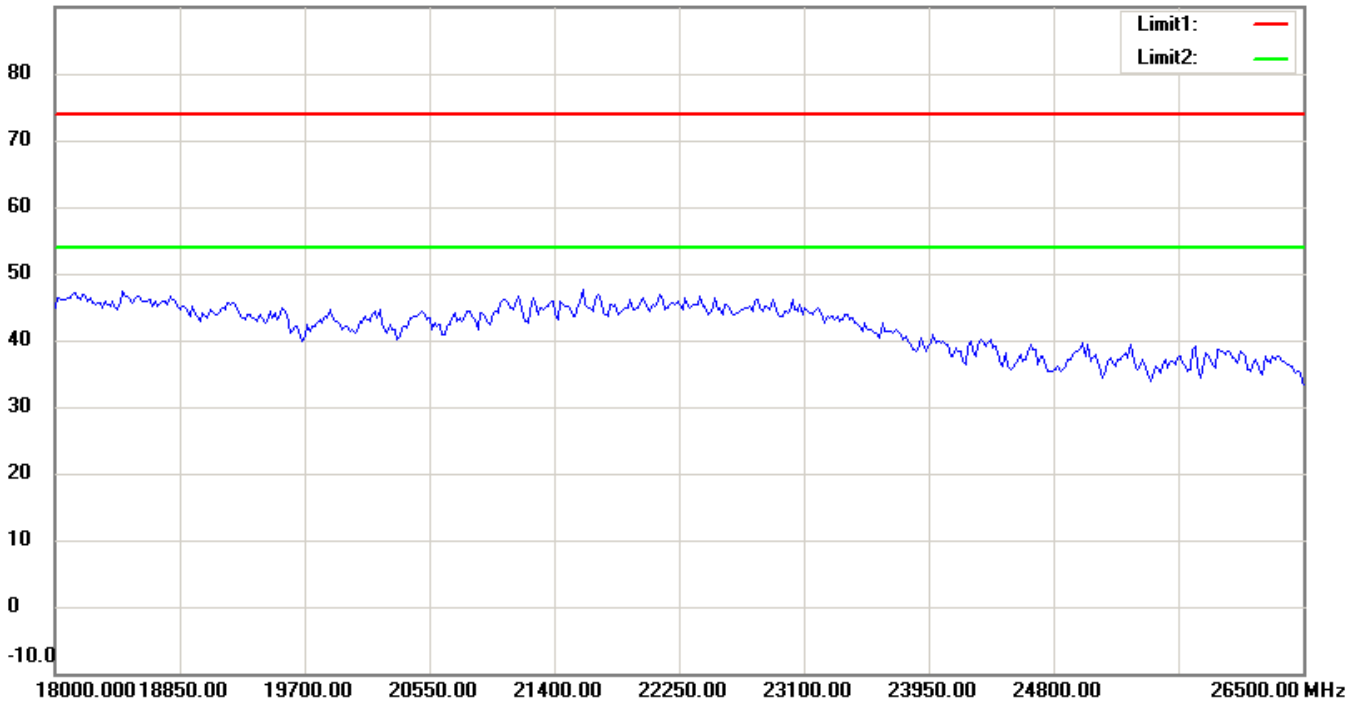
Registration number: W6M21208-12670-C-1

FCC ID: YV8-DA2131-V1

90.0 dBuV/m



90.0 dBuV/m



Up Line: Peak Limit Line Down Line: Ave Limit Line

Note:

1. The attached measurement plots are preliminarily pre-scanned with peak detector for determining the final checking frequencies and are for reference only.
2. The some frequencies may exceed the limit line without the specified detectors, but that cannot present the results are failed to the specification of test standard.
3. For corrected test results are listed in the relevant table of radiated test data of this test report.

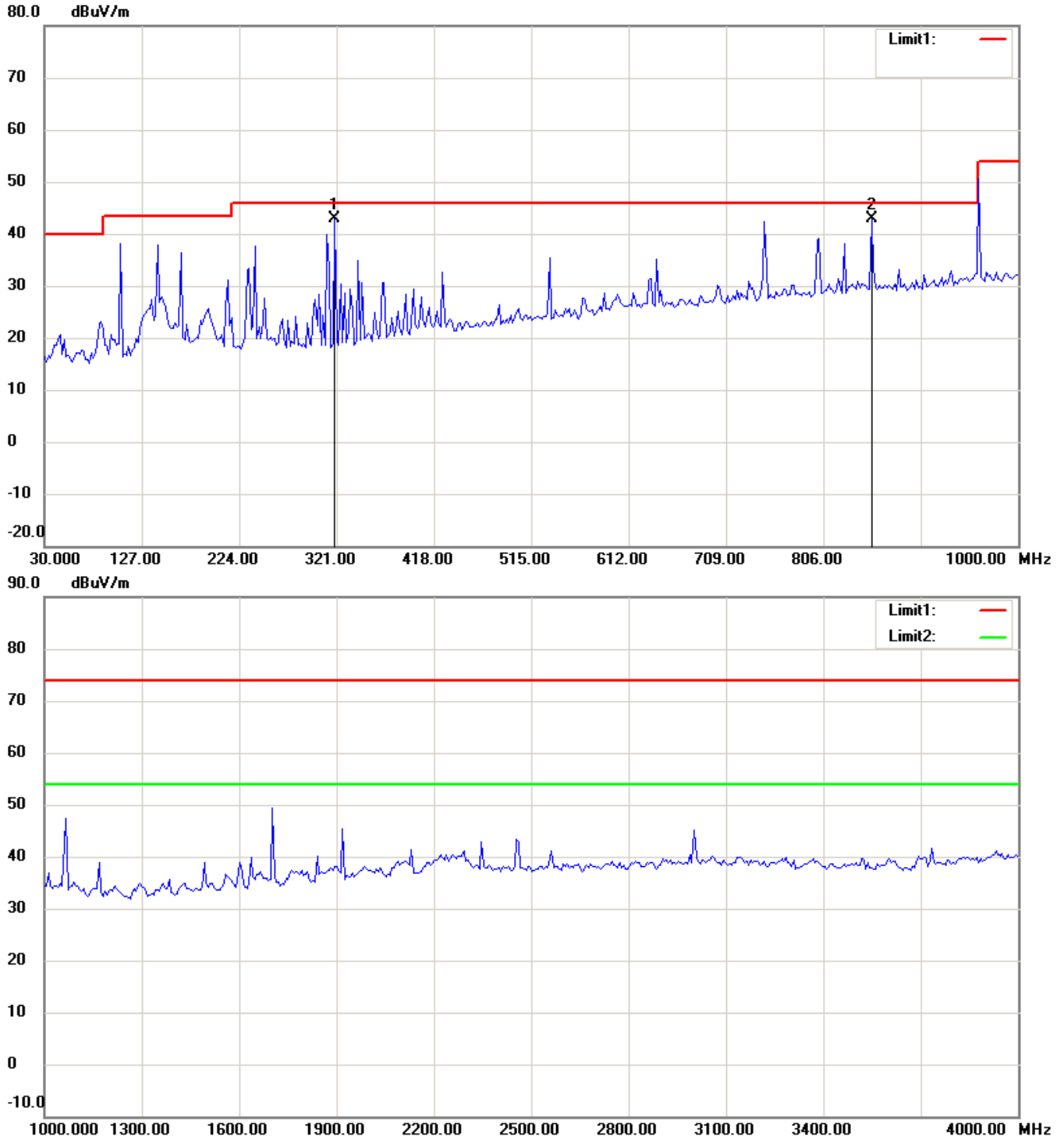


Registration number: W6M21208-12670-C-1

FCC ID: YV8-DA2131-V1

802.11b CH11

Antenna Polarization H



Up Line: Peak Limit Line Down Line: Ave Limit Line

Note:

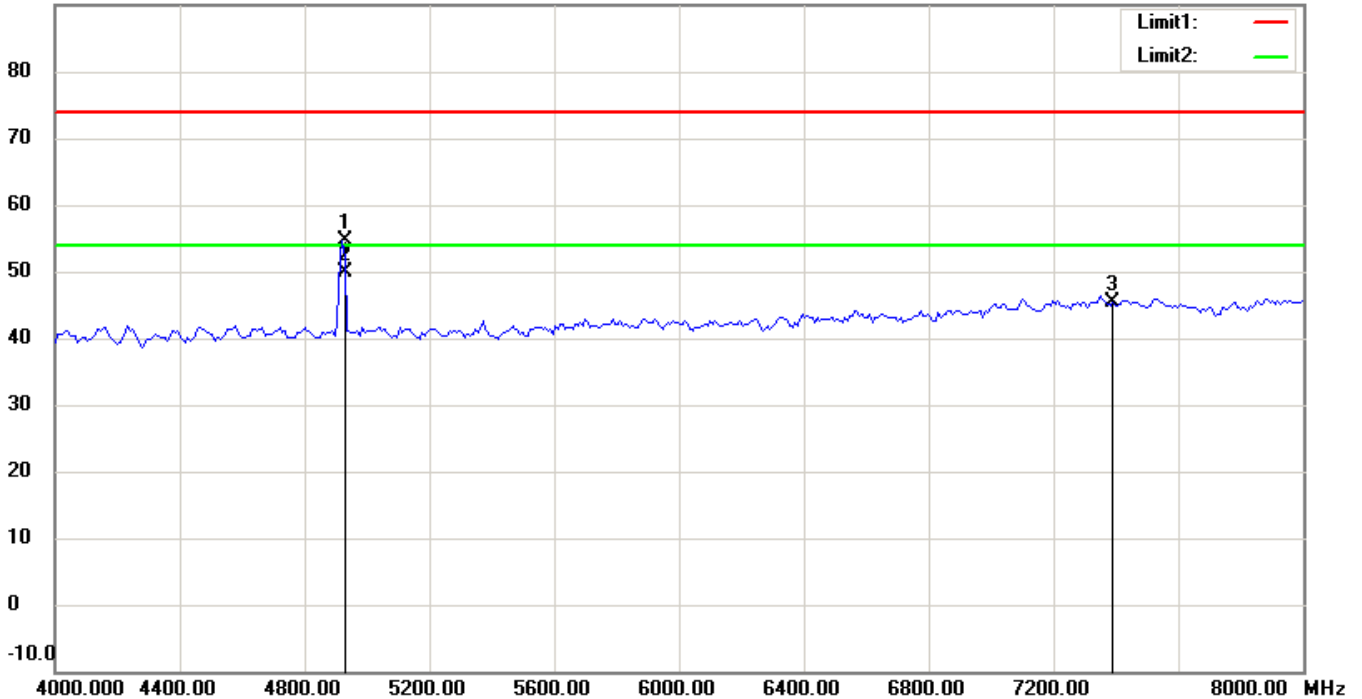
1. The attached measurement plots are preliminarily pre-scanned with peak detector for determining the final checking frequencies and are for reference only.
2. The some frequencies may exceed the limit line without the specified detectors, but that cannot present the results are failed to the specification of test standard.
3. For corrected test results are listed in the relevant table of radiated test data of this test report.



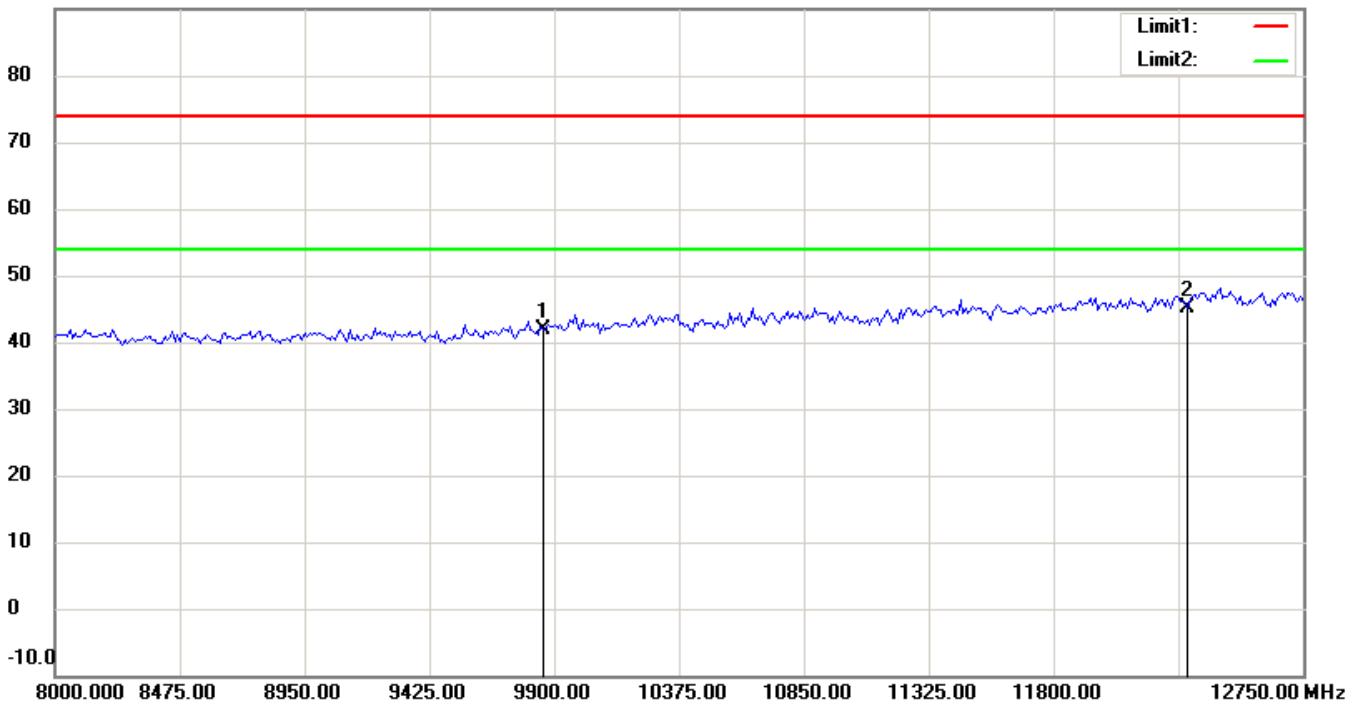
Registration number: W6M21208-12670-C-1

FCC ID: YV8-DA2131-V1

90.0 dBuV/m



90.0 dBuV/m



Up Line: Peak Limit Line Down Line: Ave Limit Line

Note:

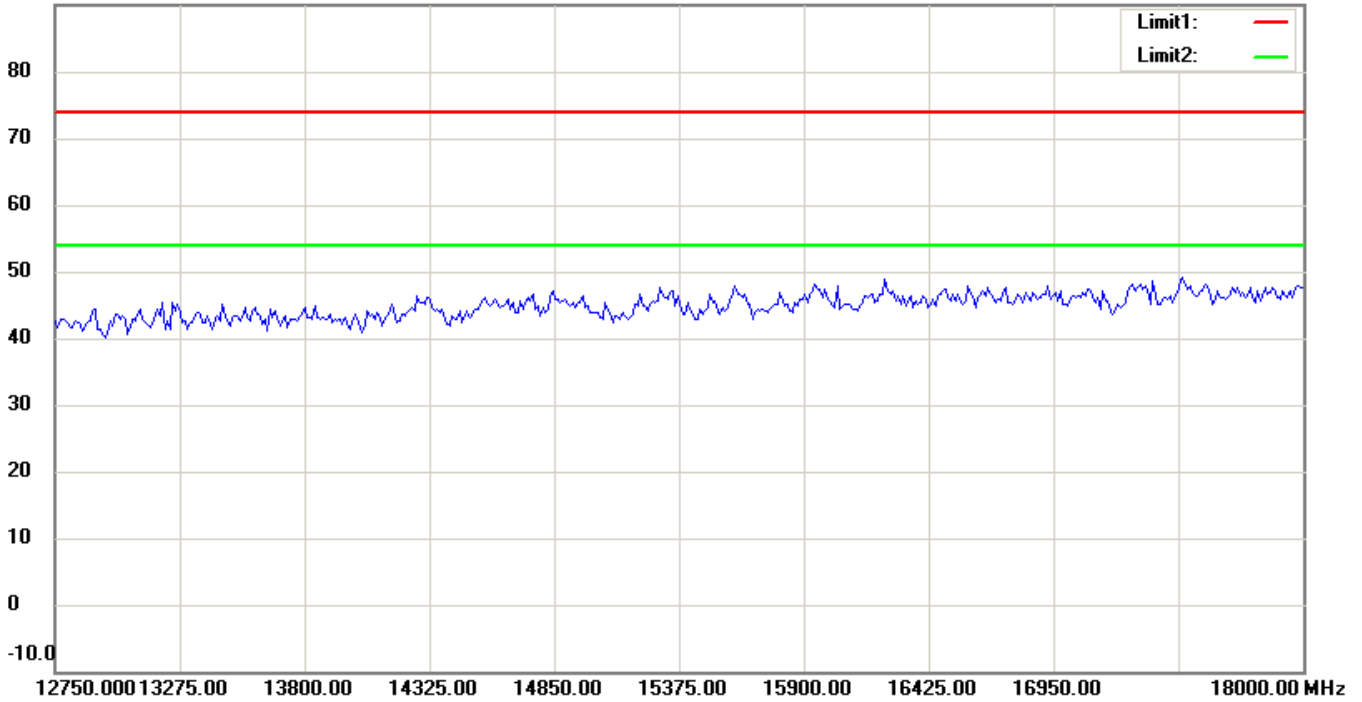
1. The attached measurement plots are preliminarily pre-scanned with peak detector for determining the final checking frequencies and are for reference only.
2. The some frequencies may exceed the limit line without the specified detectors, but that cannot present the results are failed to the specification of test standard.
3. For corrected test results are listed in the relevant table of radiated test data of this test report.



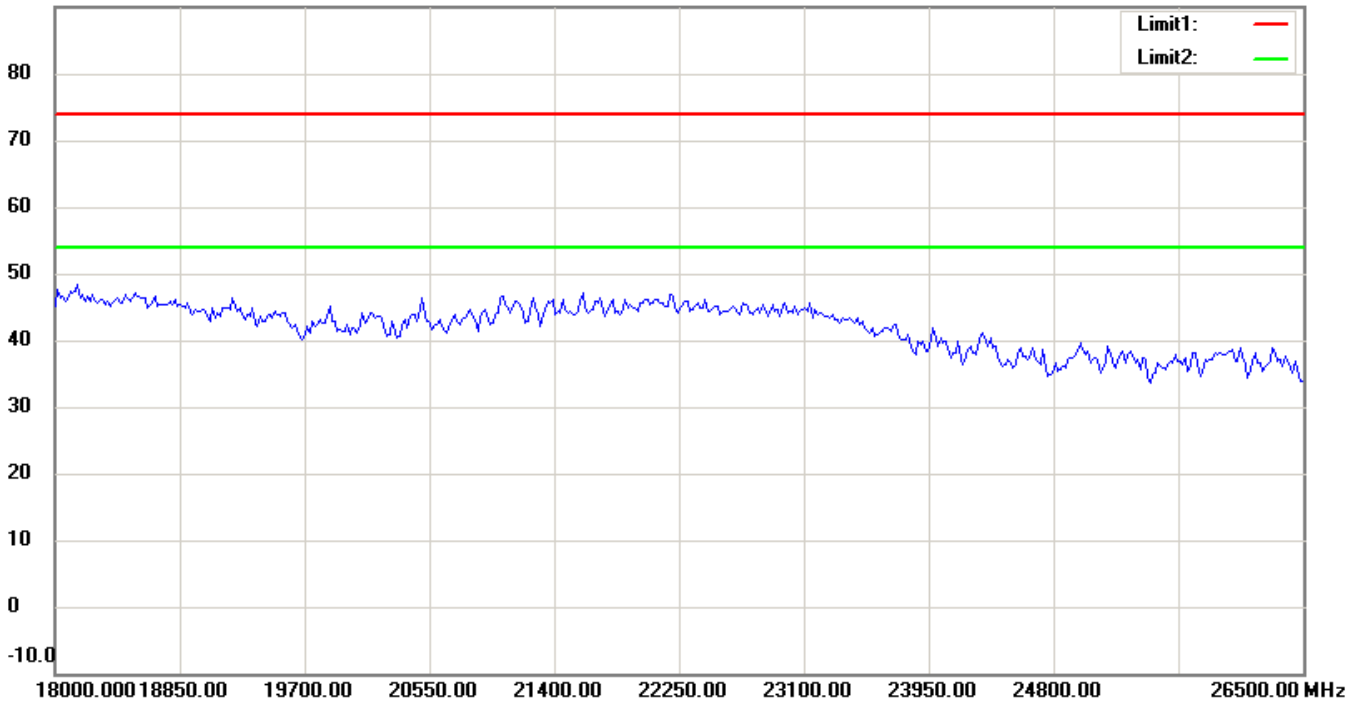
Registration number: W6M21208-12670-C-1

FCC ID: YV8-DA2131-V1

90.0 dBuV/m




90.0 dBuV/m



Up Line: Peak Limit Line Down Line: Ave Limit Line

Note:

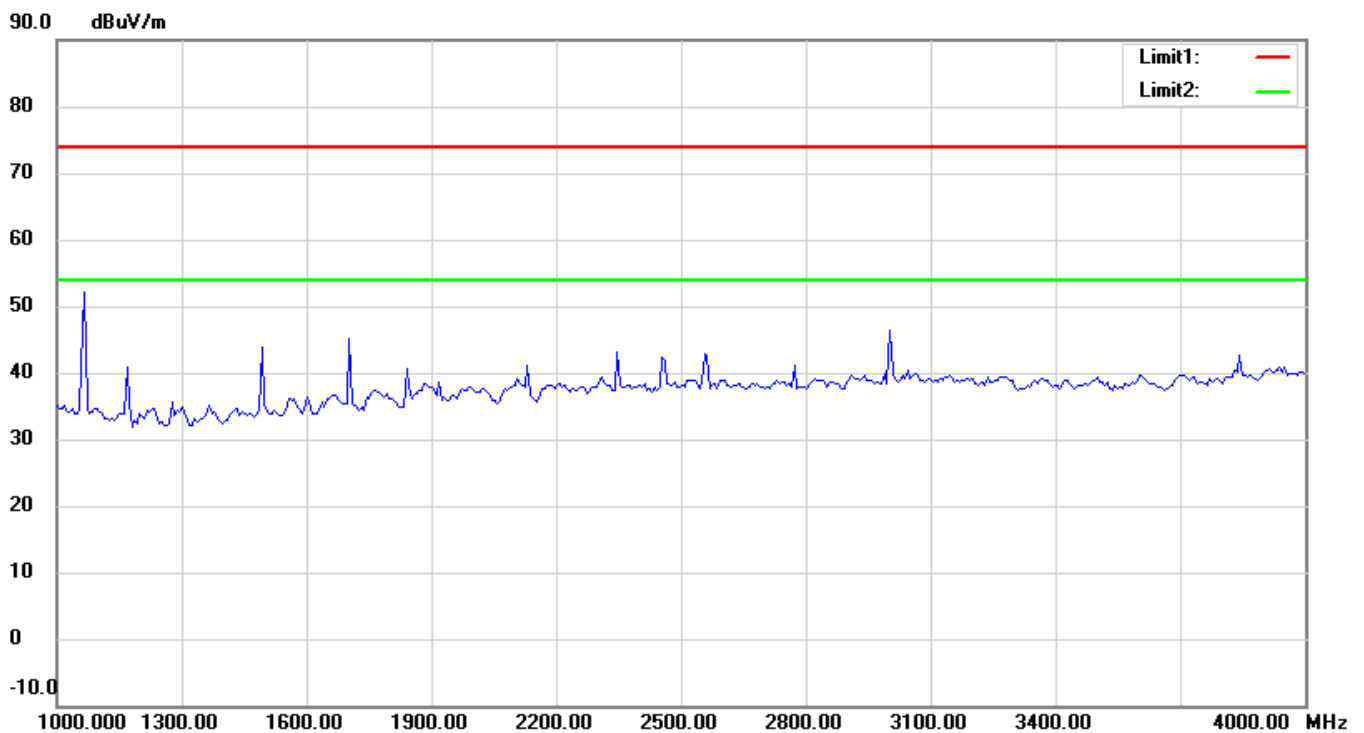
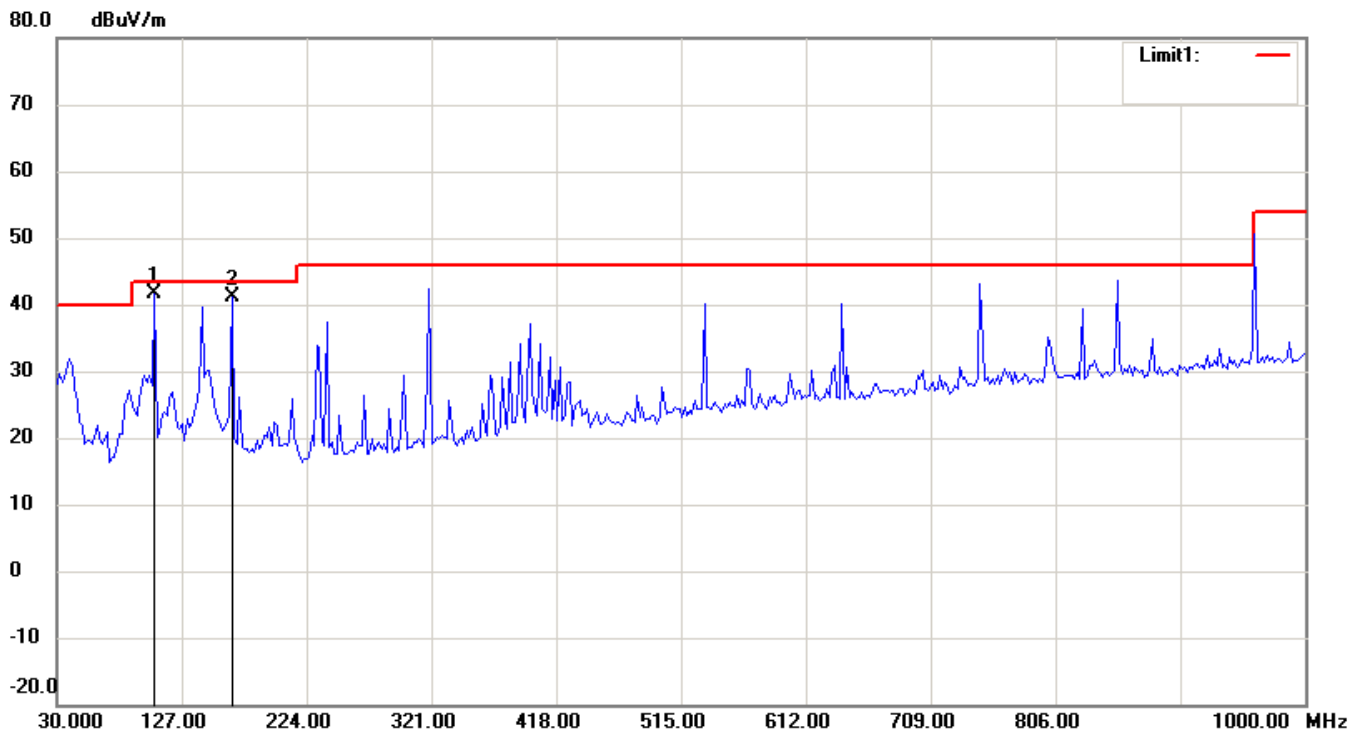
1. The attached measurement plots are preliminarily pre-scanned with peak detector for determining the final checking frequencies and are for reference only.
2. The some frequencies may exceed the limit line without the specified detectors, but that cannot present the results are failed to the specification of test standard.
3. For corrected test results are listed in the relevant table of radiated test data of this test report.



Registration number: W6M21208-12670-C-1

FCC ID: YV8-DA2131-V1

Antenna Polarization V



Up Line: Peak Limit Line Down Line: Ave Limit Line

Note:

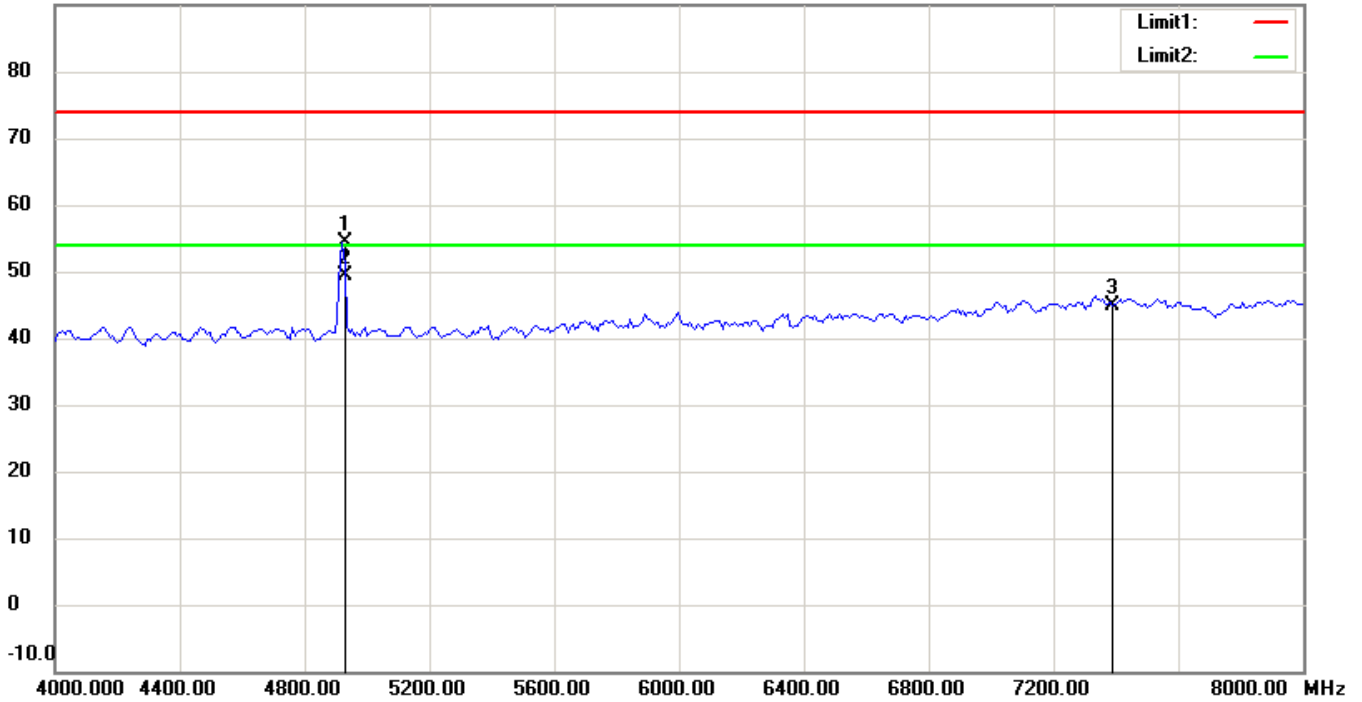
1. The attached measurement plots are preliminarily pre-scanned with peak detector for determining the final checking frequencies and are for reference only.
2. The some frequencies may exceed the limit line without the specified detectors, but that cannot present the results are failed to the specification of test standard.
3. For corrected test results are listed in the relevant table of radiated test data of this test report.



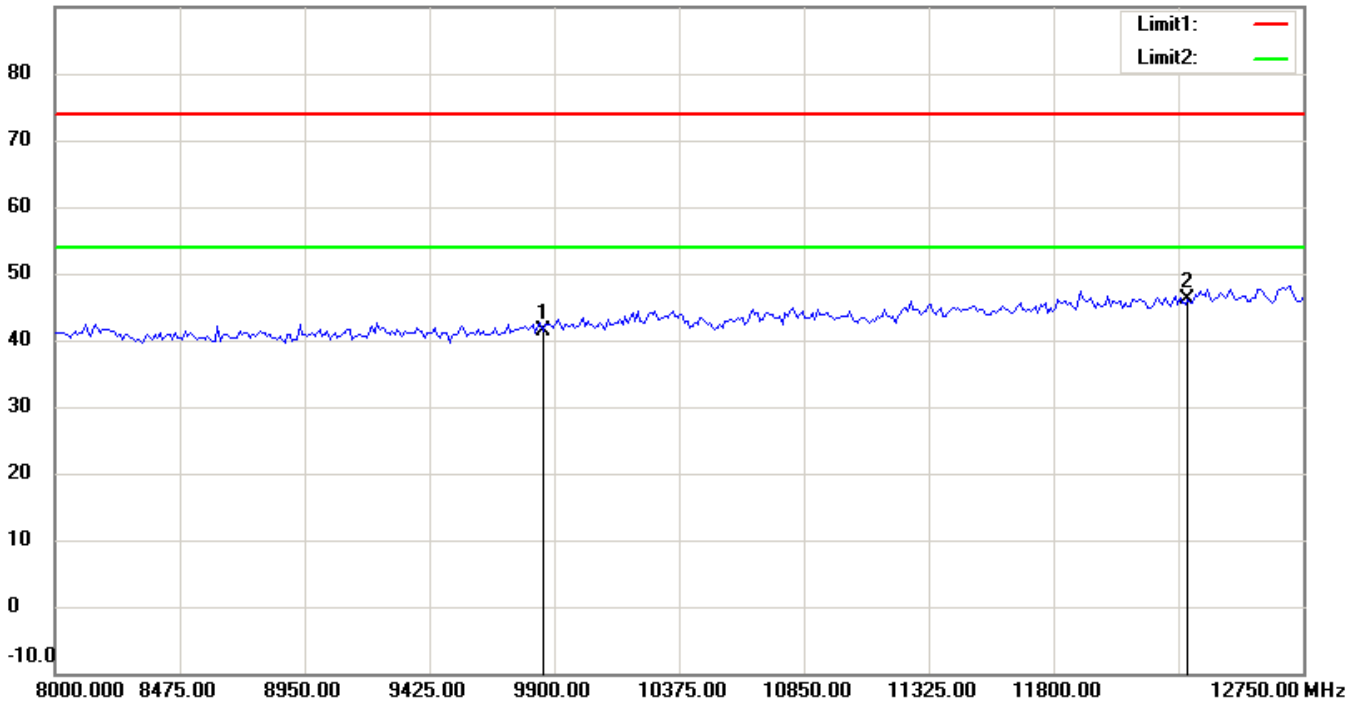
Registration number: W6M21208-12670-C-1

FCC ID: YV8-DA2131-V1

90.0 dBuV/m



90.0 dBuV/m



Up Line: Peak Limit Line Down Line: Ave Limit Line

Note:

1. The attached measurement plots are preliminarily pre-scanned with peak detector for determining the final checking frequencies and are for reference only.
2. The some frequencies may exceed the limit line without the specified detectors, but that cannot present the results are failed to the specification of test standard.
3. For corrected test results are listed in the relevant table of radiated test data of this test report.

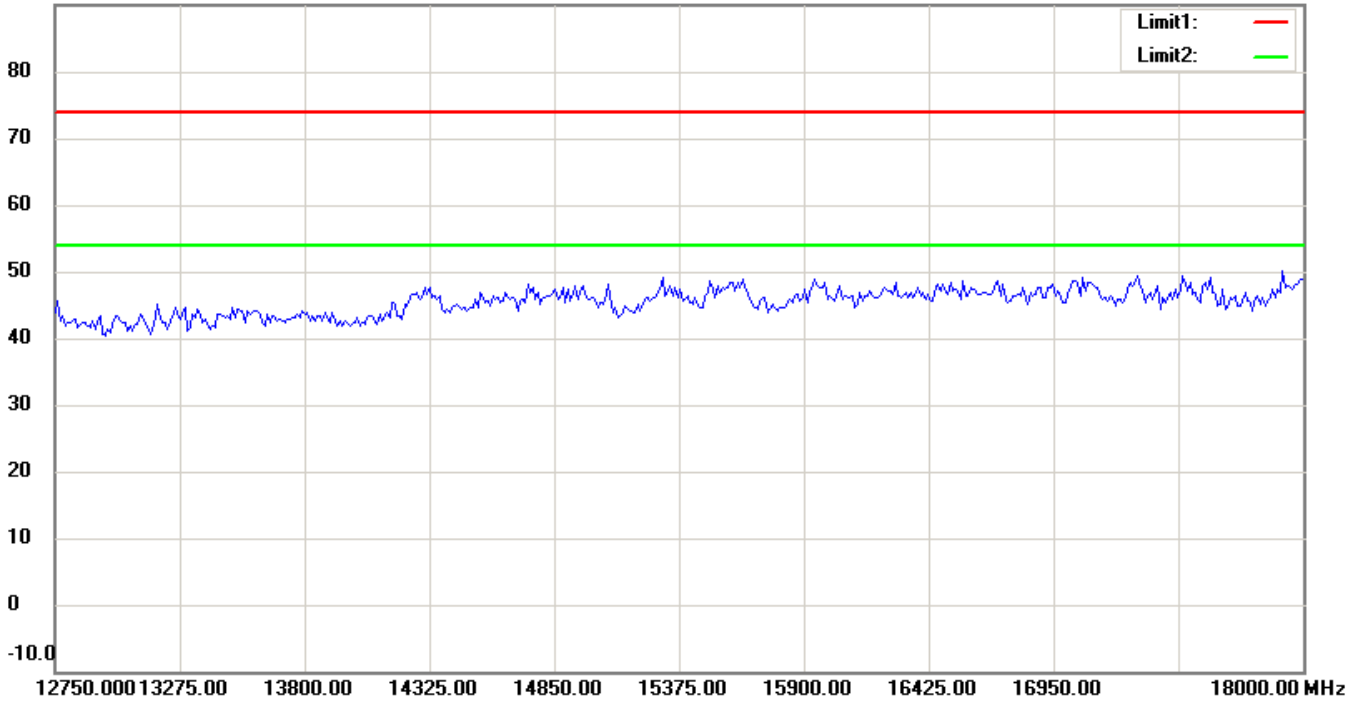


Worldwide Testing Services(Taiwan) Co., Ltd.

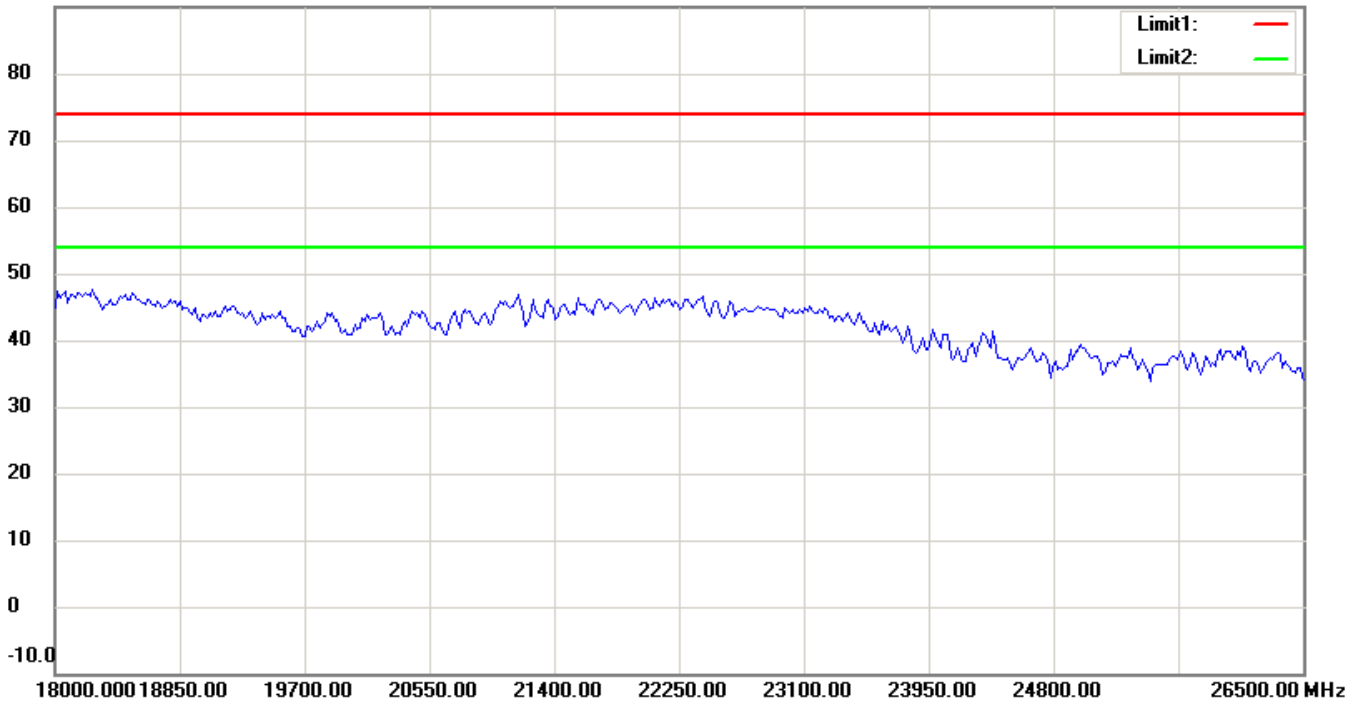
Registration number: W6M21208-12670-C-1

FCC ID: YV8-DA2131-V1

90.0 dBuV/m



90.0 dBuV/m



Up Line: Peak Limit Line Down Line: Ave Limit Line

Note:

1. The attached measurement plots are preliminarily pre-scanned with peak detector for determining the final checking frequencies and are for reference only.
2. The some frequencies may exceed the limit line without the specified detectors, but that cannot present the results are failed to the specification of test standard.
3. For corrected test results are listed in the relevant table of radiated test data of this test report.

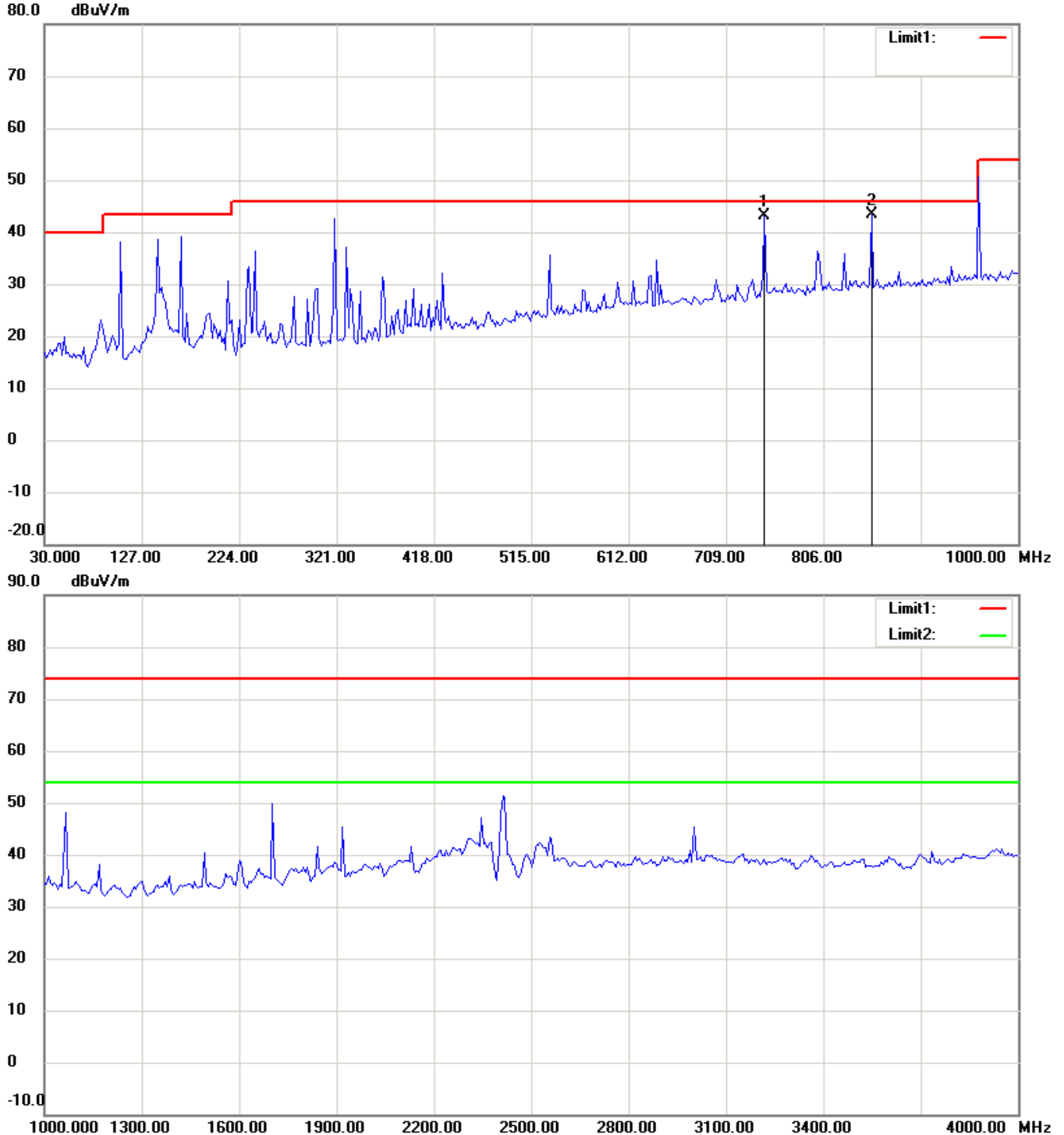


Registration number: W6M21208-12670-C-1

FCC ID: YV8-DA2131-V1

802.11g CH1

Antenna Polarization H



Up Line: Peak Limit Line Down Line: Ave Limit Line

Note:

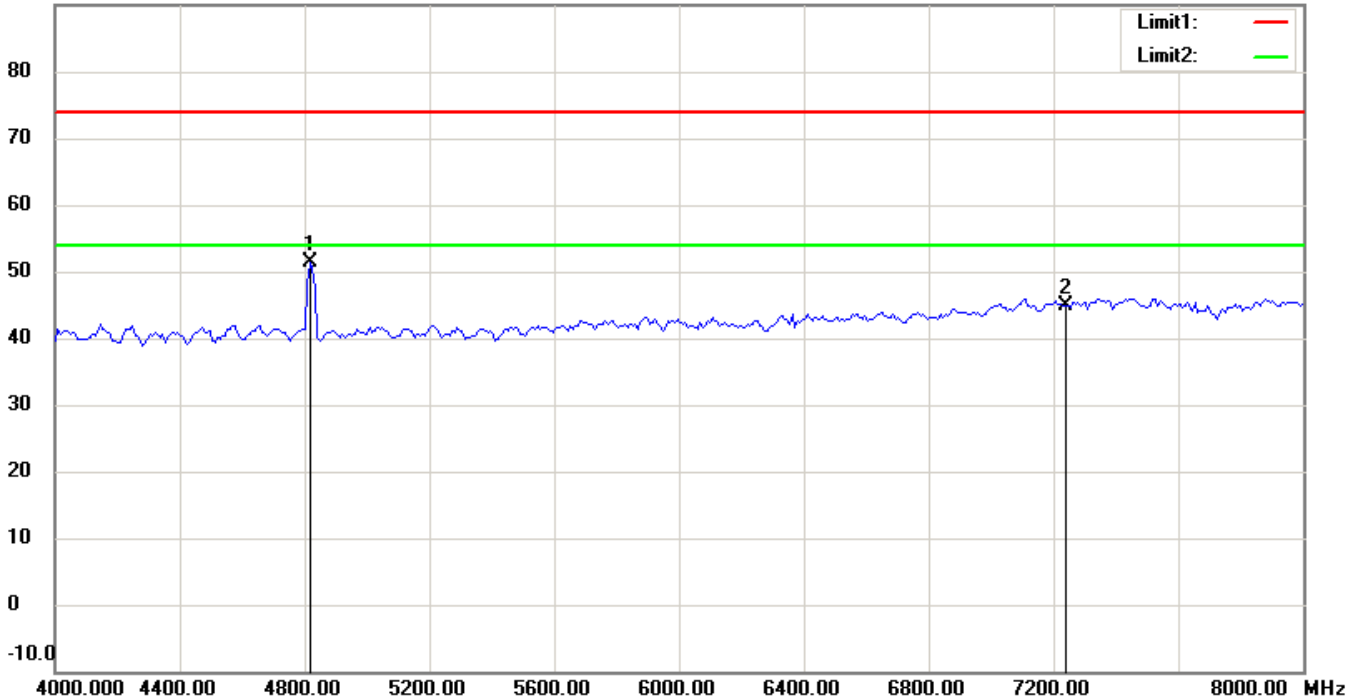
1. The attached measurement plots are preliminarily pre-scanned with peak detector for determining the final checking frequencies and are for reference only.
2. The some frequencies may exceed the limit line without the specified detectors, but that cannot present the results are failed to the specification of test standard.
3. For corrected test results are listed in the relevant table of radiated test data of this test report.



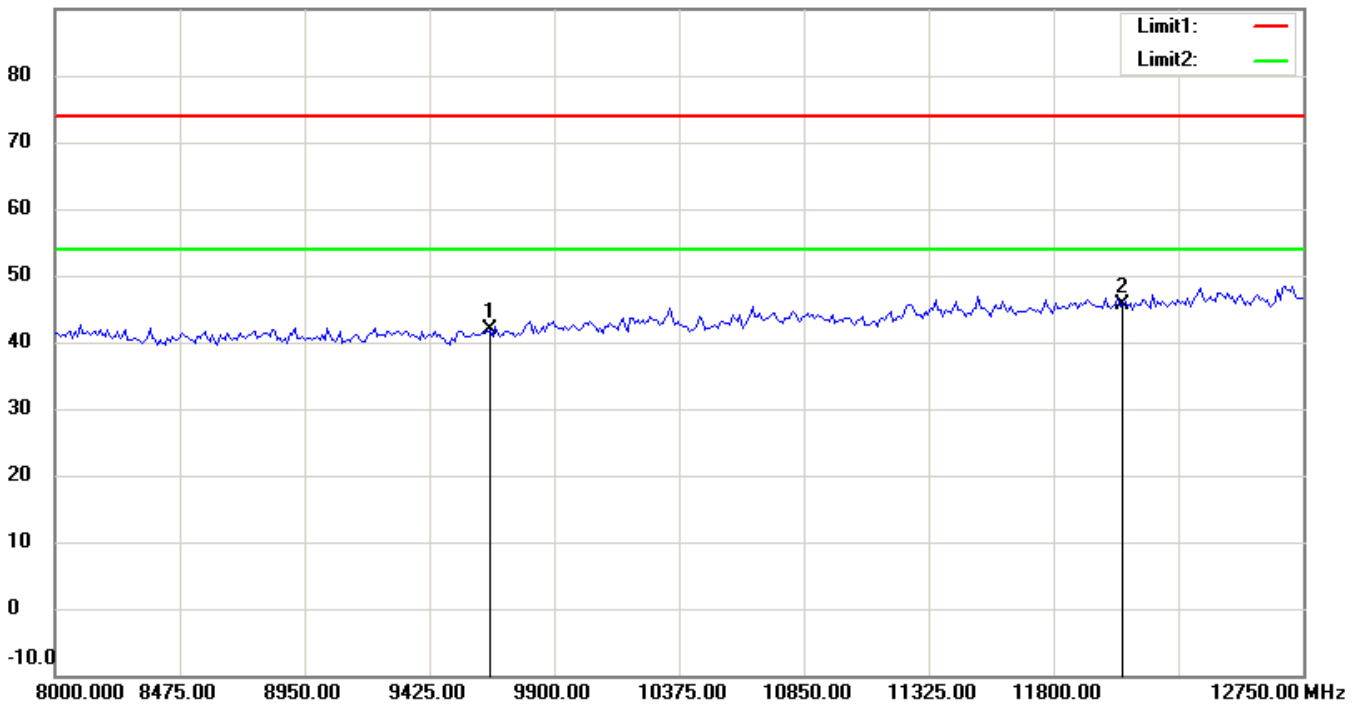
Registration number: W6M21208-12670-C-1

FCC ID: YV8-DA2131-V1

90.0 dBuV/m



90.0 dBuV/m



Up Line: Peak Limit Line Down Line: Ave Limit Line

Note:

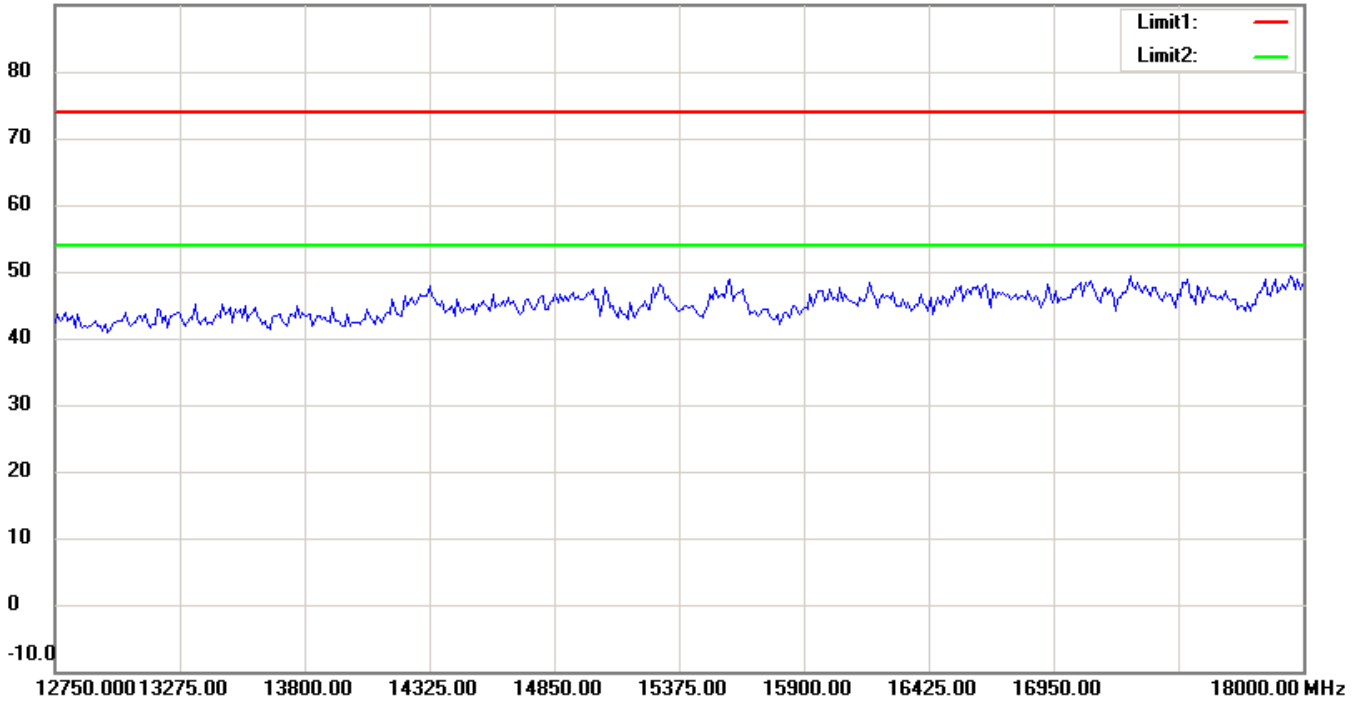
1. The attached measurement plots are preliminarily pre-scanned with peak detector for determining the final checking frequencies and are for reference only.
2. The some frequencies may exceed the limit line without the specified detectors, but that cannot present the results are failed to the specification of test standard.
3. For corrected test results are listed in the relevant table of radiated test data of this test report.



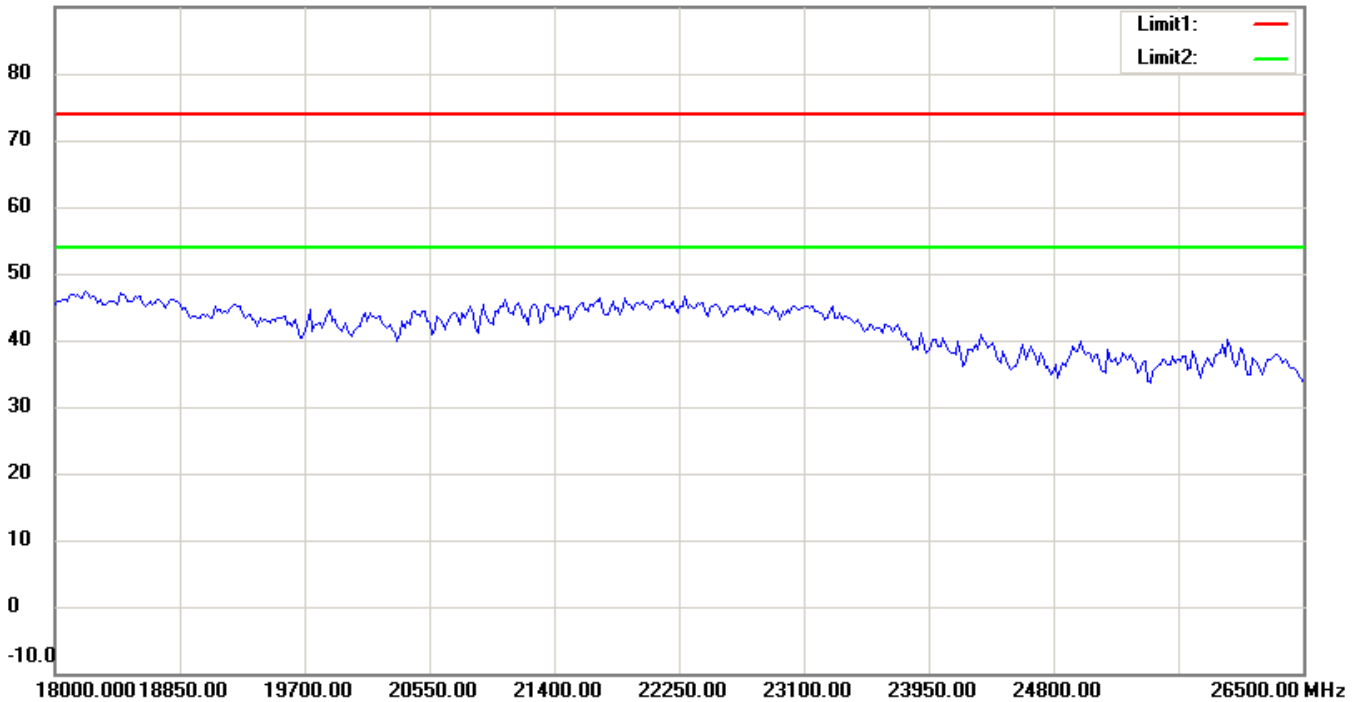
Registration number: W6M21208-12670-C-1

FCC ID: YV8-DA2131-V1

90.0 dBuV/m



90.0 dBuV/m



Up Line: Peak Limit Line Down Line: Ave Limit Line

Note:

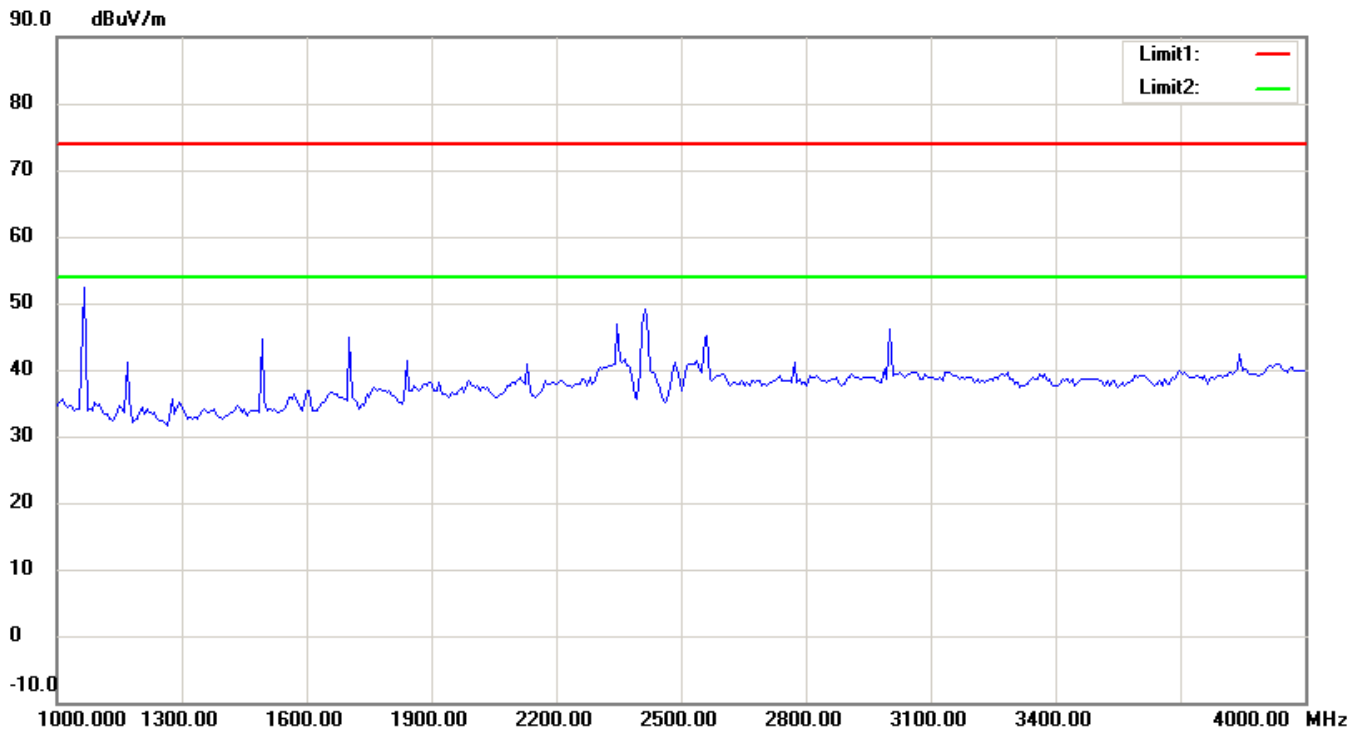
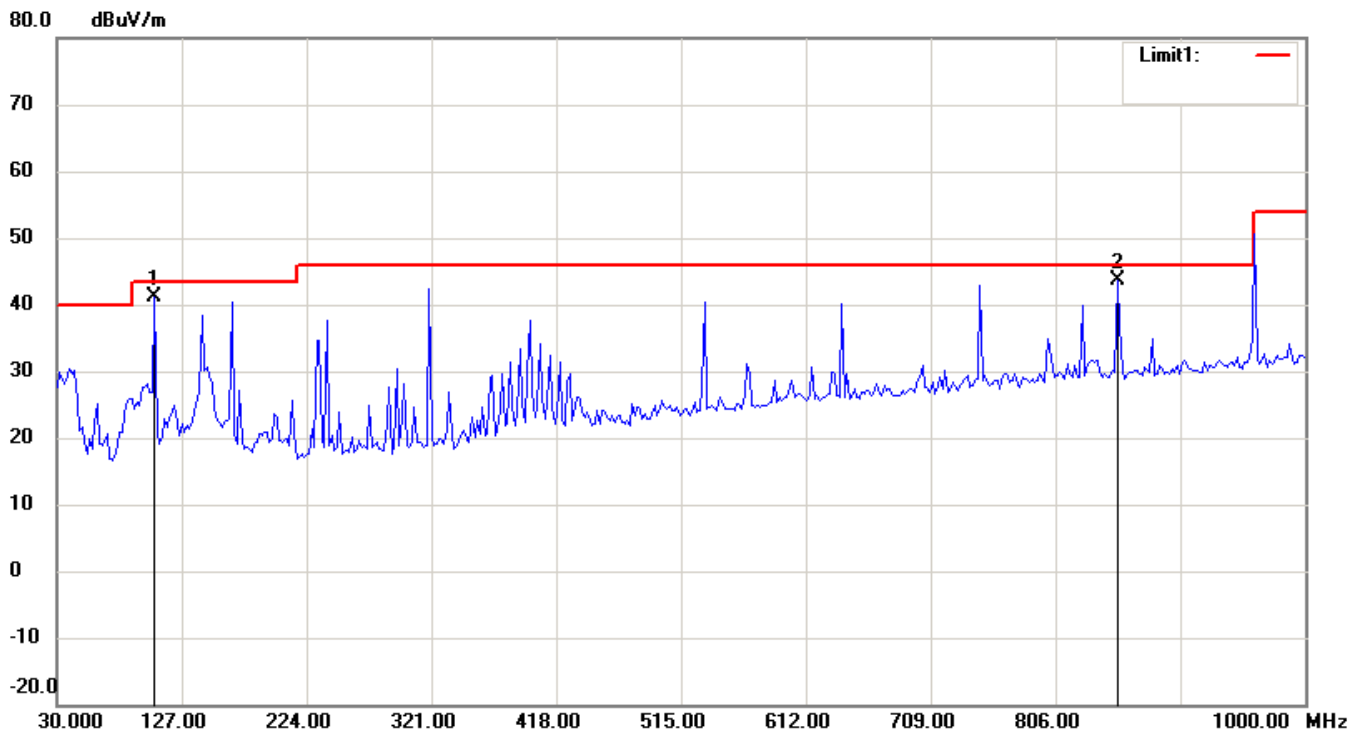
1. The attached measurement plots are preliminarily pre-scanned with peak detector for determining the final checking frequencies and are for reference only.
2. The some frequencies may exceed the limit line without the specified detectors, but that cannot present the results are failed to the specification of test standard.
3. For corrected test results are listed in the relevant table of radiated test data of this test report.



Registration number: W6M21208-12670-C-1

FCC ID: YV8-DA2131-V1

Antenna Polarization V



Up Line: Peak Limit Line Down Line: Ave Limit Line

Note:

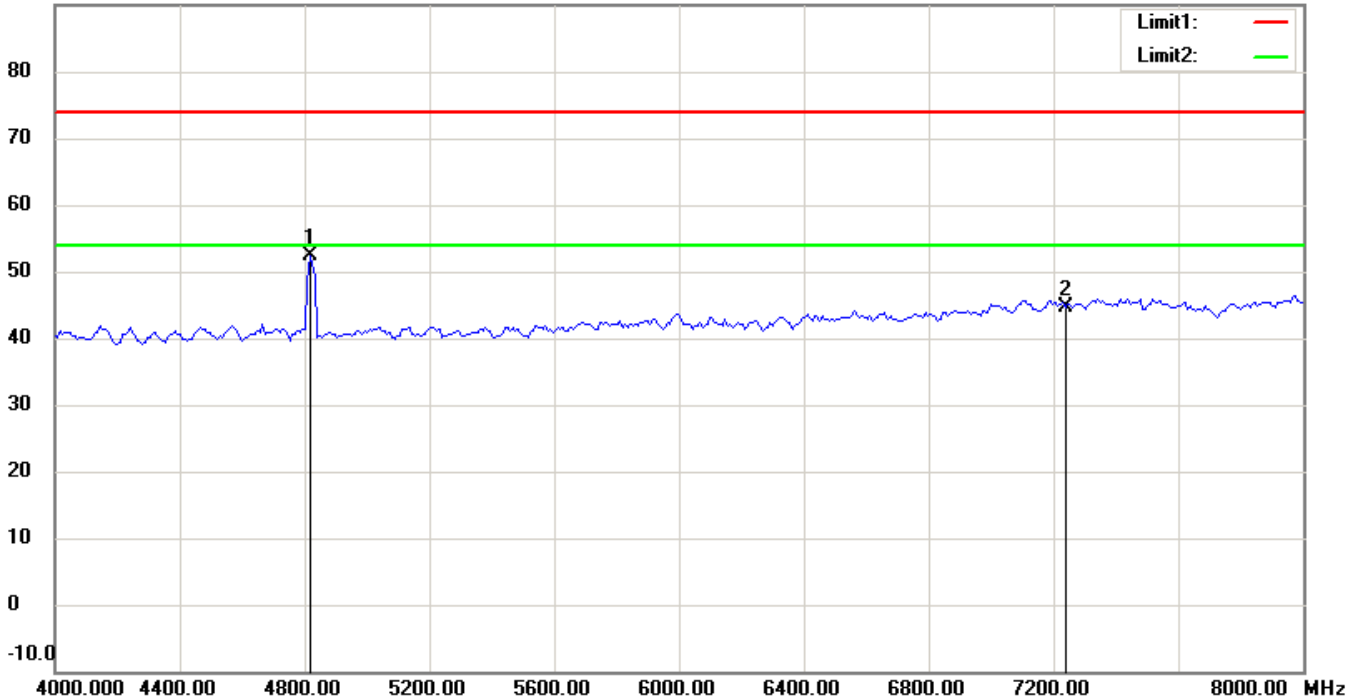
1. The attached measurement plots are preliminarily pre-scanned with peak detector for determining the final checking frequencies and are for reference only.
2. The some frequencies may exceed the limit line without the specified detectors, but that cannot present the results are failed to the specification of test standard.
3. For corrected test results are listed in the relevant table of radiated test data of this test report.



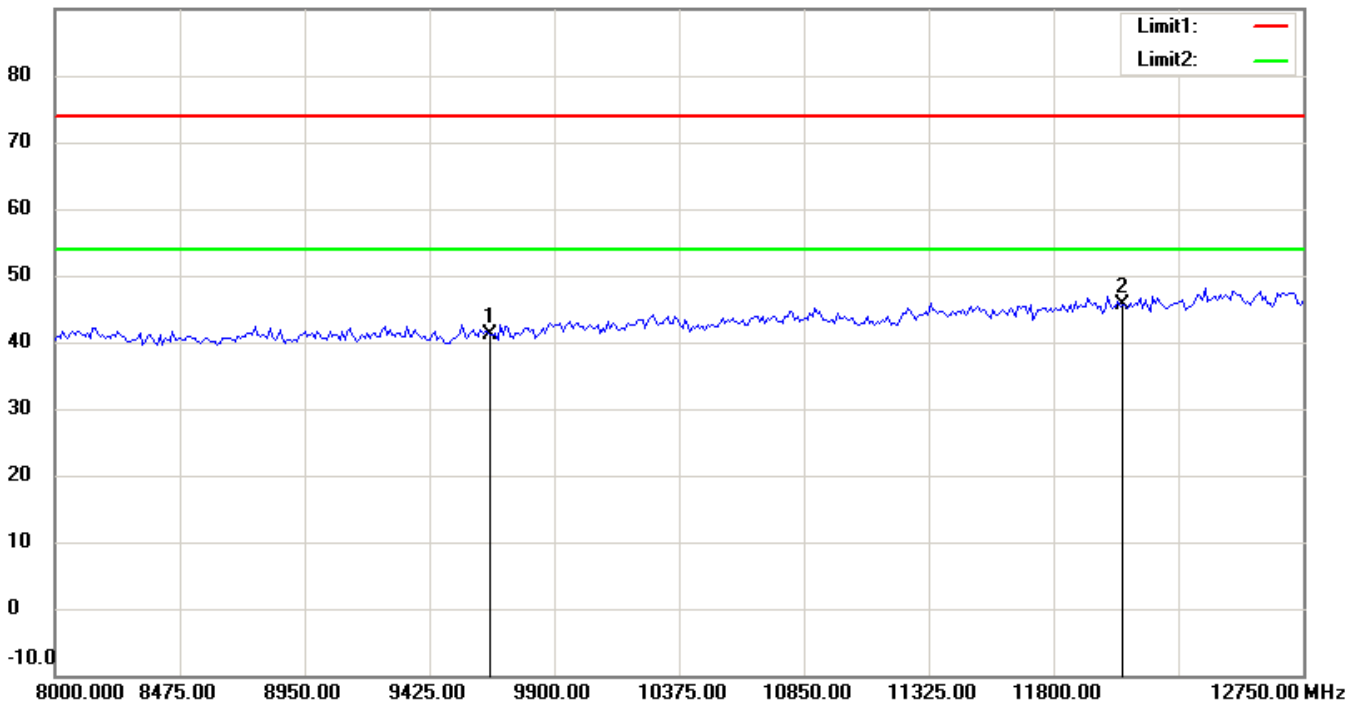
Registration number: W6M21208-12670-C-1

FCC ID: YV8-DA2131-V1

90.0 dBuV/m



90.0 dBuV/m



Up Line: Peak Limit Line Down Line: Ave Limit Line

Note:

1. The attached measurement plots are preliminarily pre-scanned with peak detector for determining the final checking frequencies and are for reference only.
2. The some frequencies may exceed the limit line without the specified detectors, but that cannot present the results are failed to the specification of test standard.
3. For corrected test results are listed in the relevant table of radiated test data of this test report.

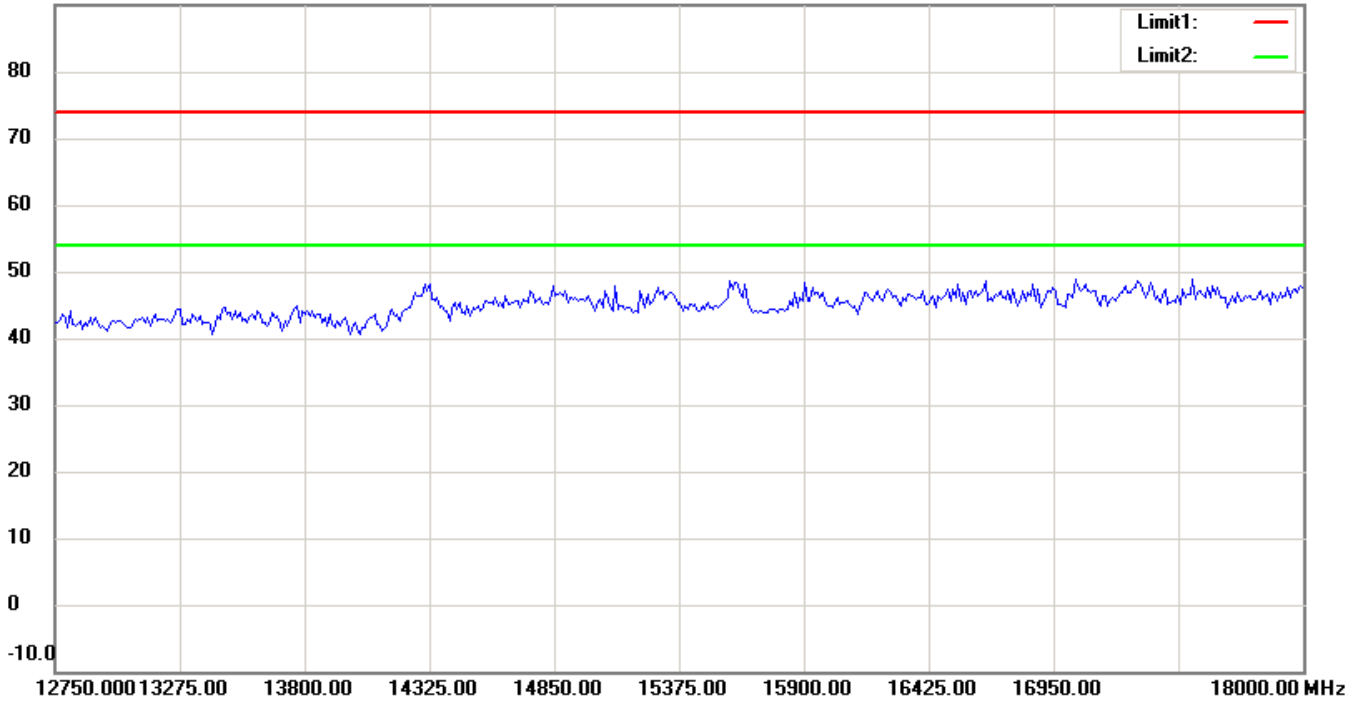


Worldwide Testing Services(Taiwan) Co., Ltd.

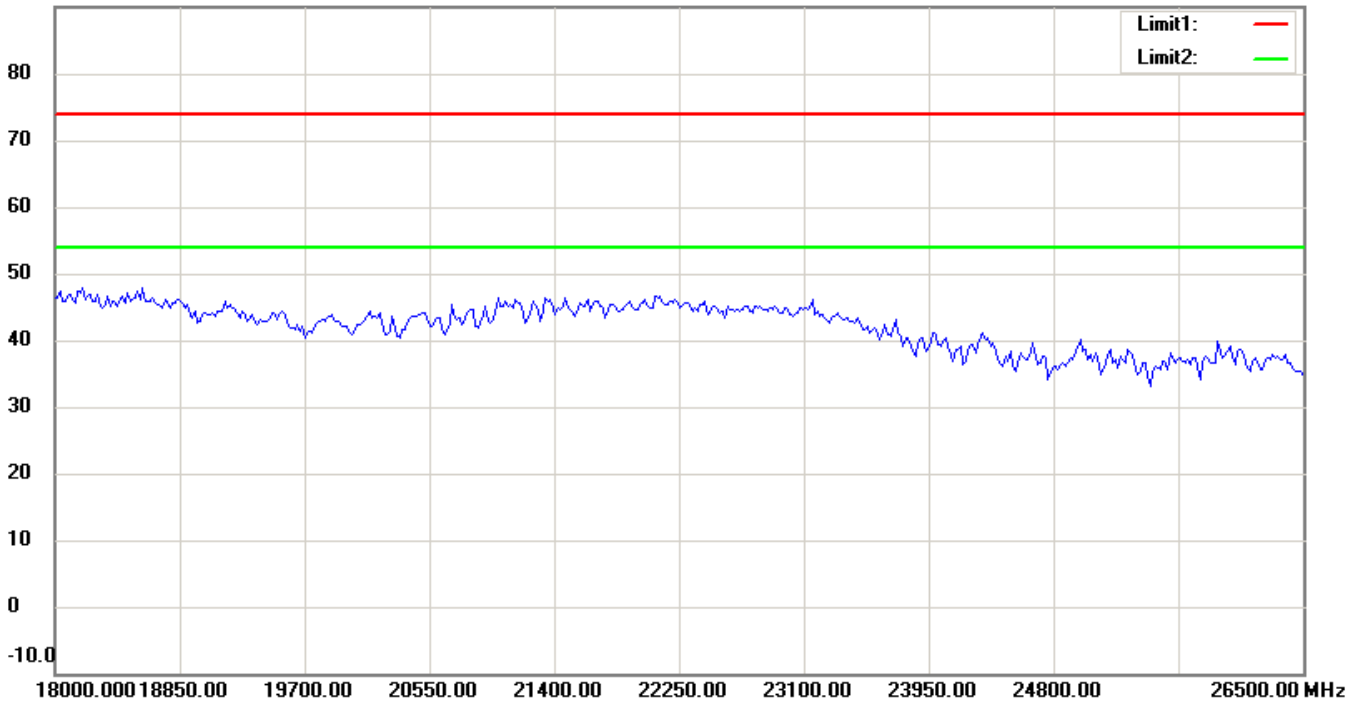
Registration number: W6M21208-12670-C-1

FCC ID: YV8-DA2131-V1

90.0 dBuV/m



90.0 dBuV/m



Up Line: Peak Limit Line Down Line: Ave Limit Line

Note:

1. The attached measurement plots are preliminarily pre-scanned with peak detector for determining the final checking frequencies and are for reference only.
2. The some frequencies may exceed the limit line without the specified detectors, but that cannot present the results are failed to the specification of test standard.
3. For corrected test results are listed in the relevant table of radiated test data of this test report.

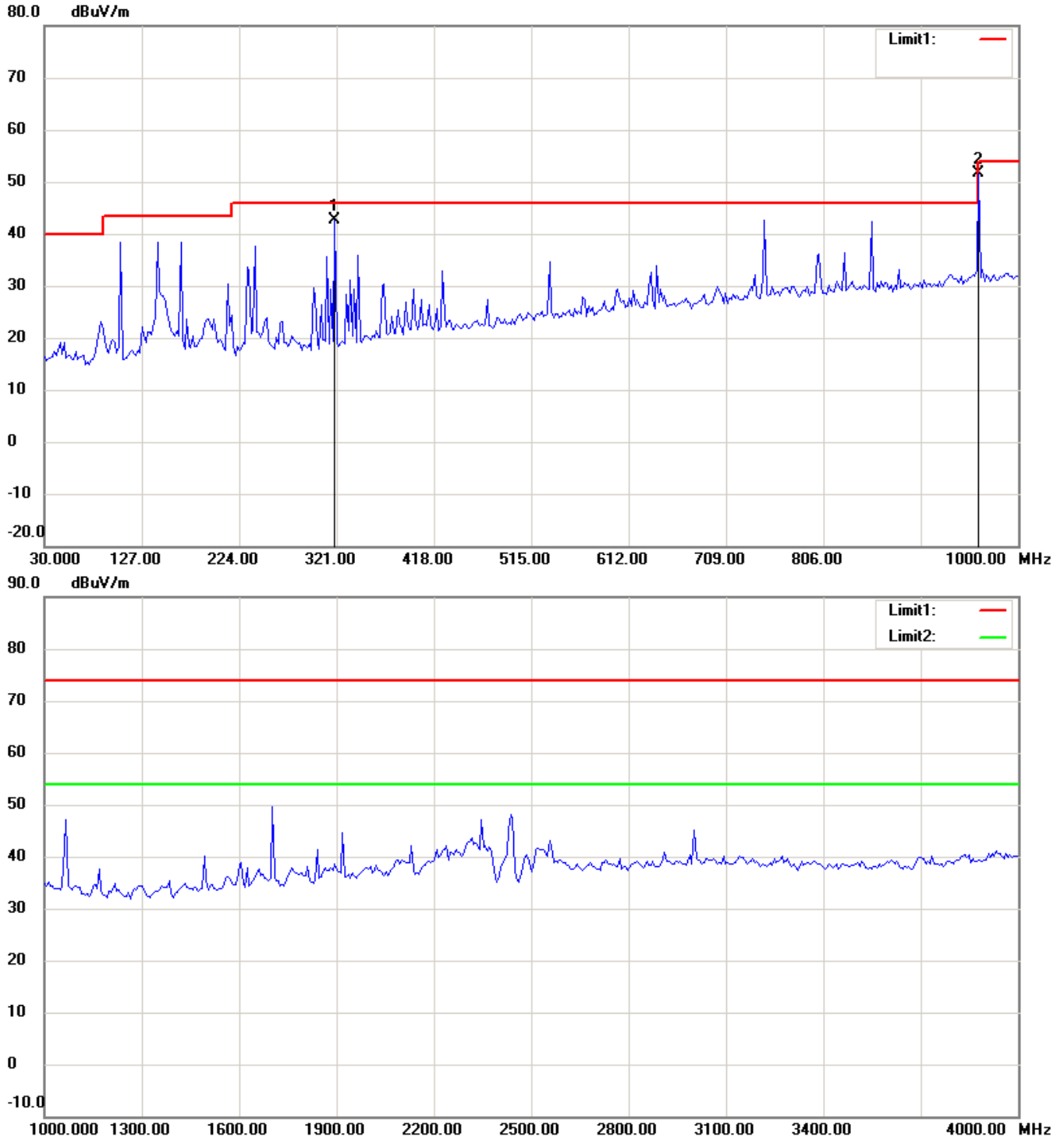


Registration number: W6M21208-12670-C-1

FCC ID: YV8-DA2131-V1

802.11g CH6

Antenna Polarization H



Up Line: Peak Limit Line Down Line: Ave Limit Line

Note:

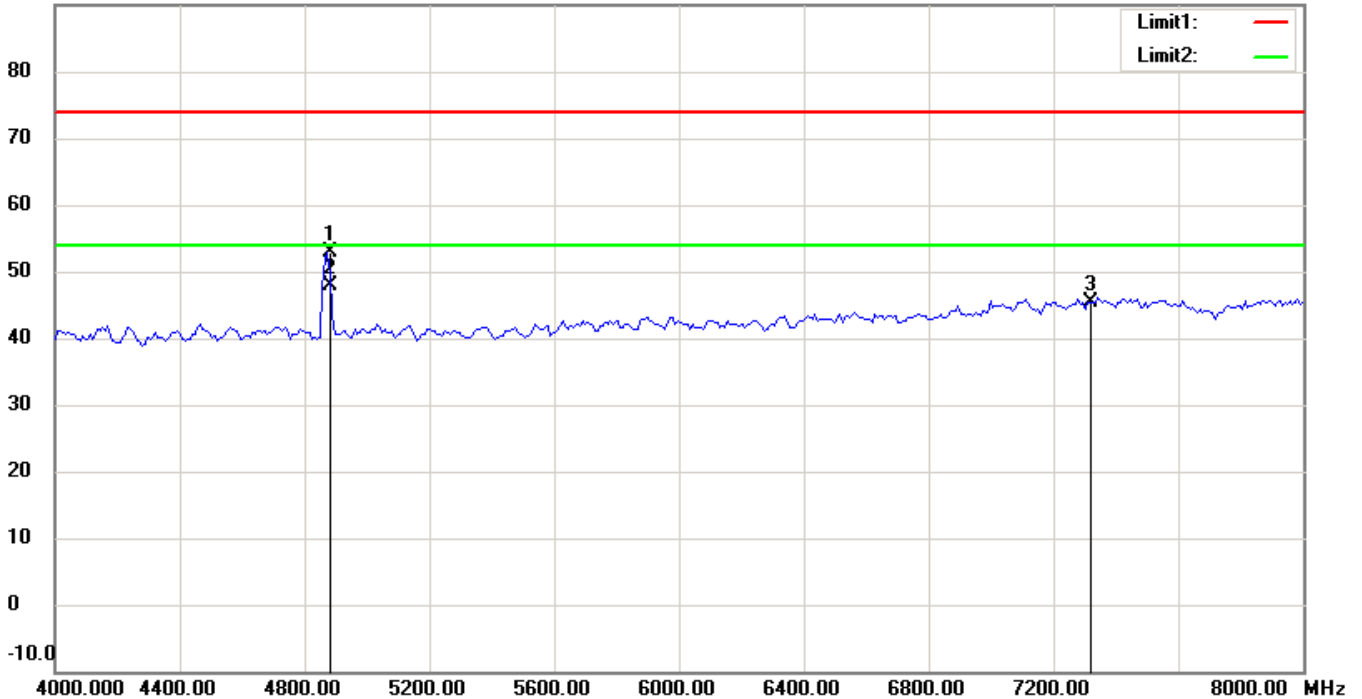
1. The attached measurement plots are preliminarily pre-scanned with peak detector for determining the final checking frequencies and are for reference only.
2. The some frequencies may exceed the limit line without the specified detectors, but that cannot present the results are failed to the specification of test standard.
3. For corrected test results are listed in the relevant table of radiated test data of this test report.



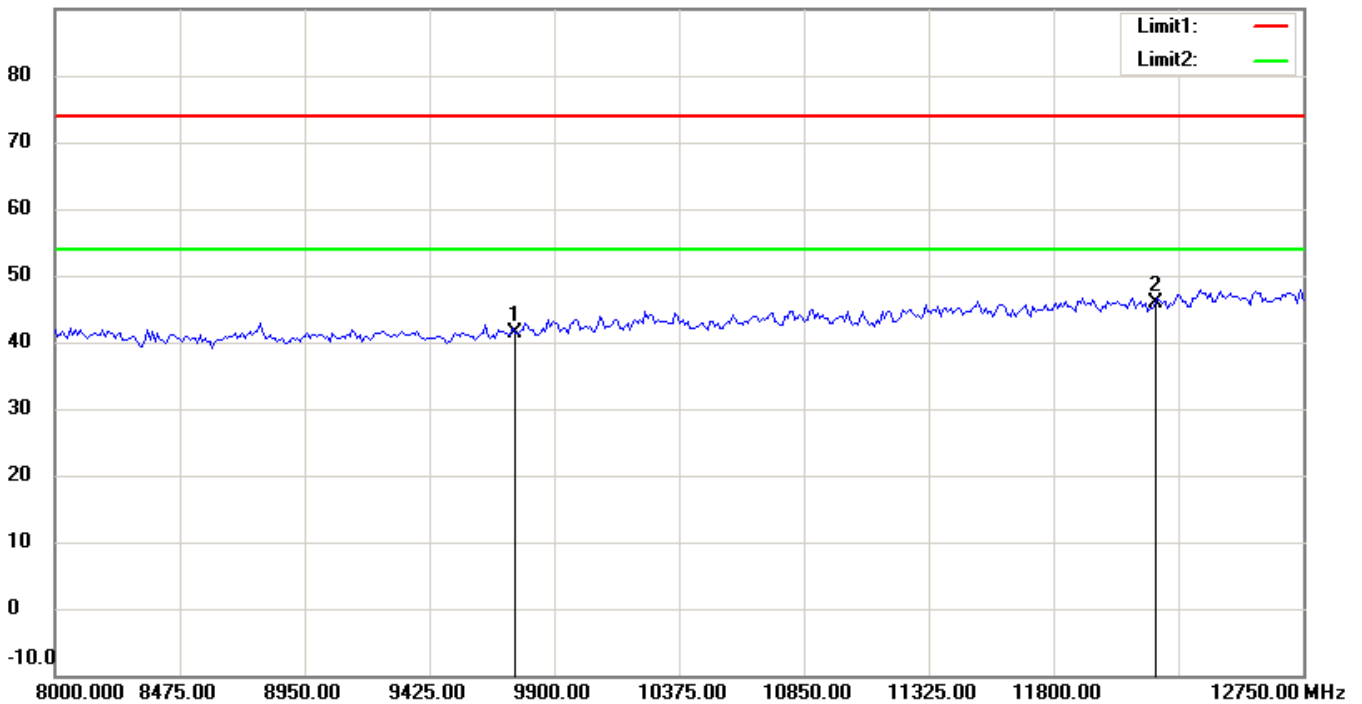
Registration number: W6M21208-12670-C-1

FCC ID: YV8-DA2131-V1

90.0 dBuV/m




90.0 dBuV/m



Up Line: Peak Limit Line Down Line: Ave Limit Line

Note:

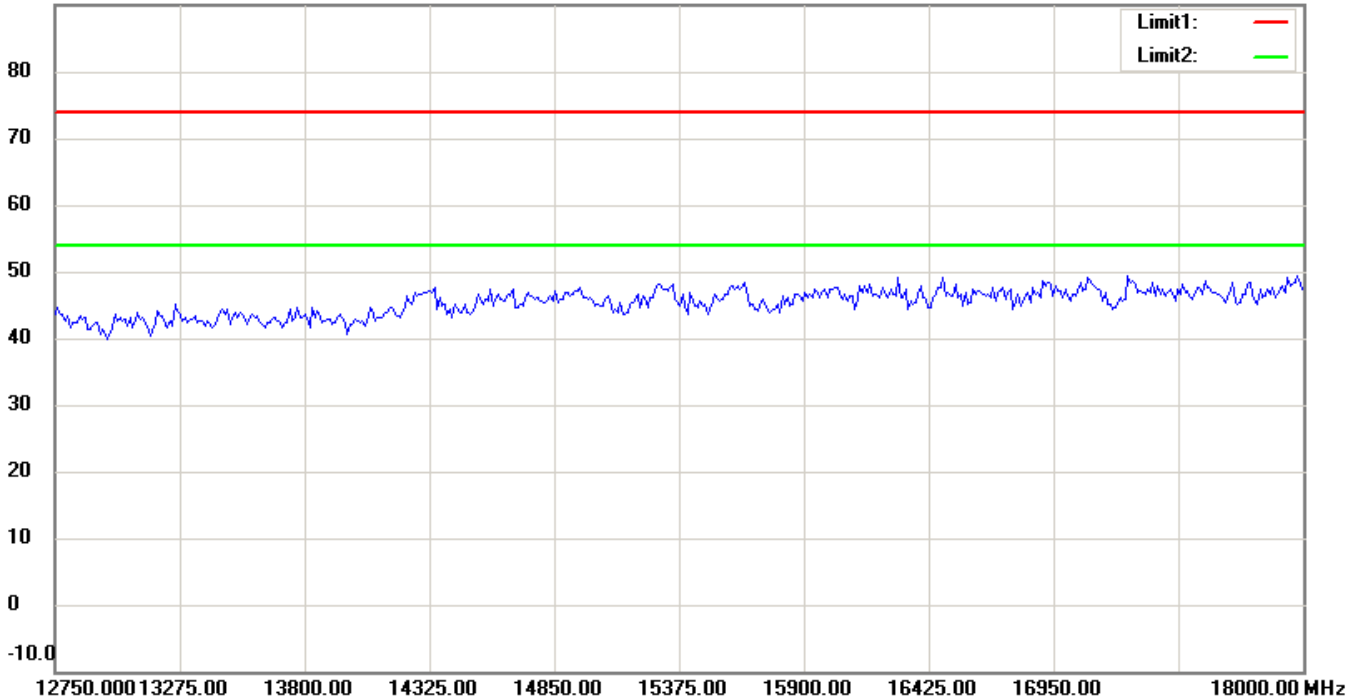
1. The attached measurement plots are preliminarily pre-scanned with peak detector for determining the final checking frequencies and are for reference only.
2. The some frequencies may exceed the limit line without the specified detectors, but that cannot present the results are failed to the specification of test standard.
3. For corrected test results are listed in the relevant table of radiated test data of this test report.



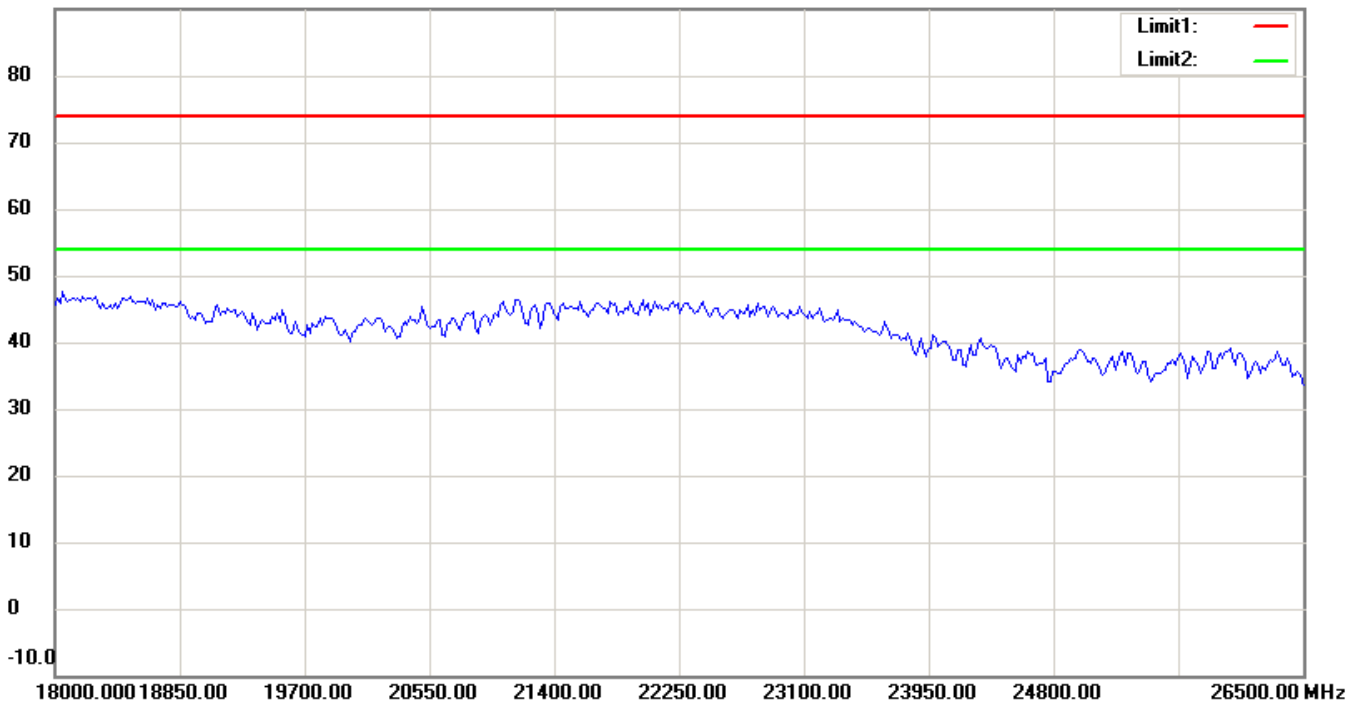
Registration number: W6M21208-12670-C-1

FCC ID: YV8-DA2131-V1

90.0 dBuV/m



90.0 dBuV/m



Up Line: Peak Limit Line Down Line: Ave Limit Line

Note:

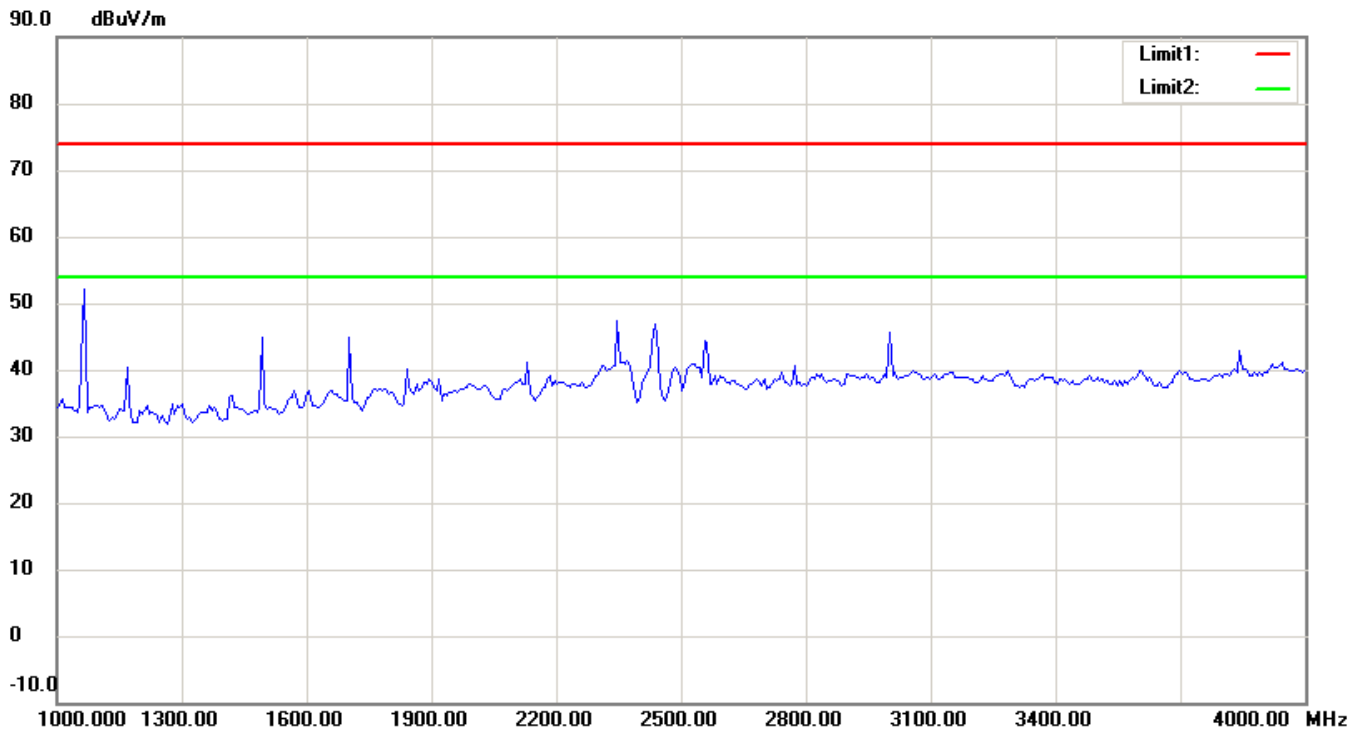
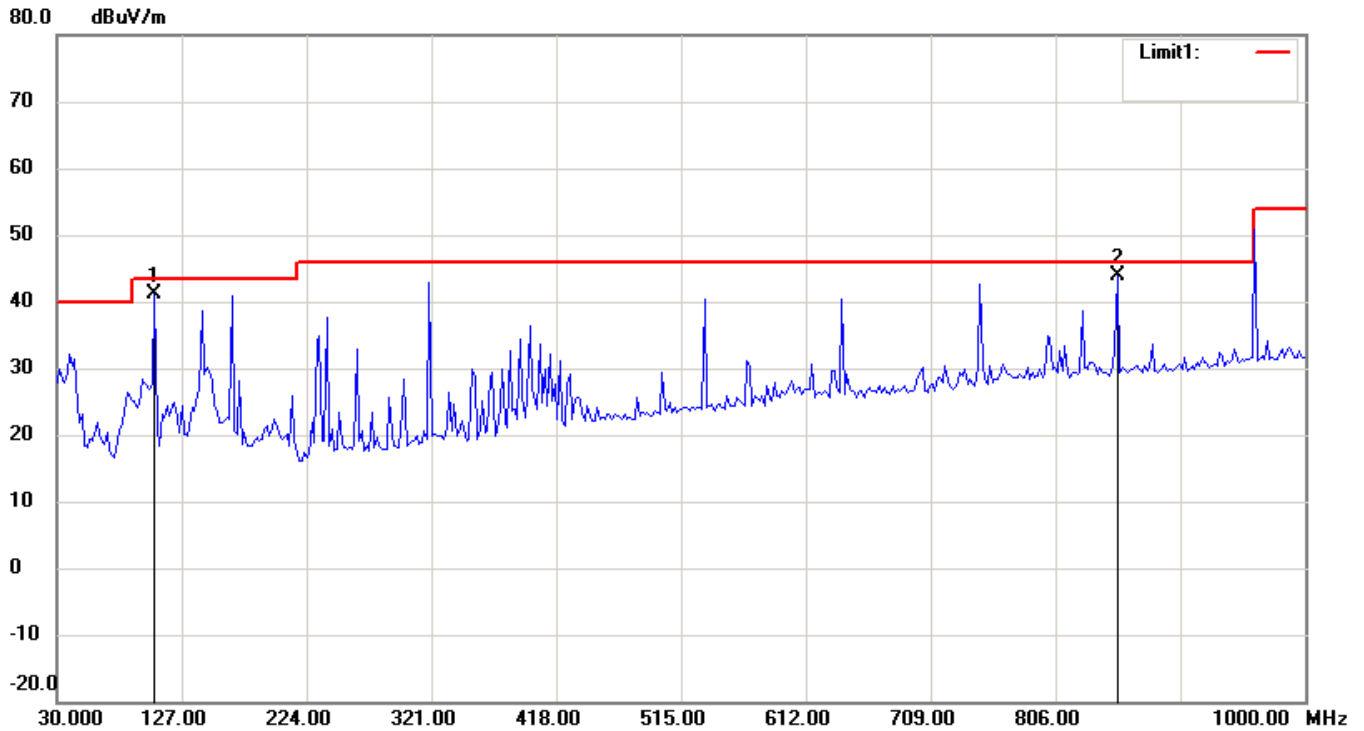
1. The attached measurement plots are preliminarily pre-scanned with peak detector for determining the final checking frequencies and are for reference only.
2. The some frequencies may exceed the limit line without the specified detectors, but that cannot present the results are failed to the specification of test standard.
3. For corrected test results are listed in the relevant table of radiated test data of this test report.



Registration number: W6M21208-12670-C-1

FCC ID: YV8-DA2131-V1

Antenna Polarization V



Up Line: Peak Limit Line Down Line: Ave Limit Line

Note:

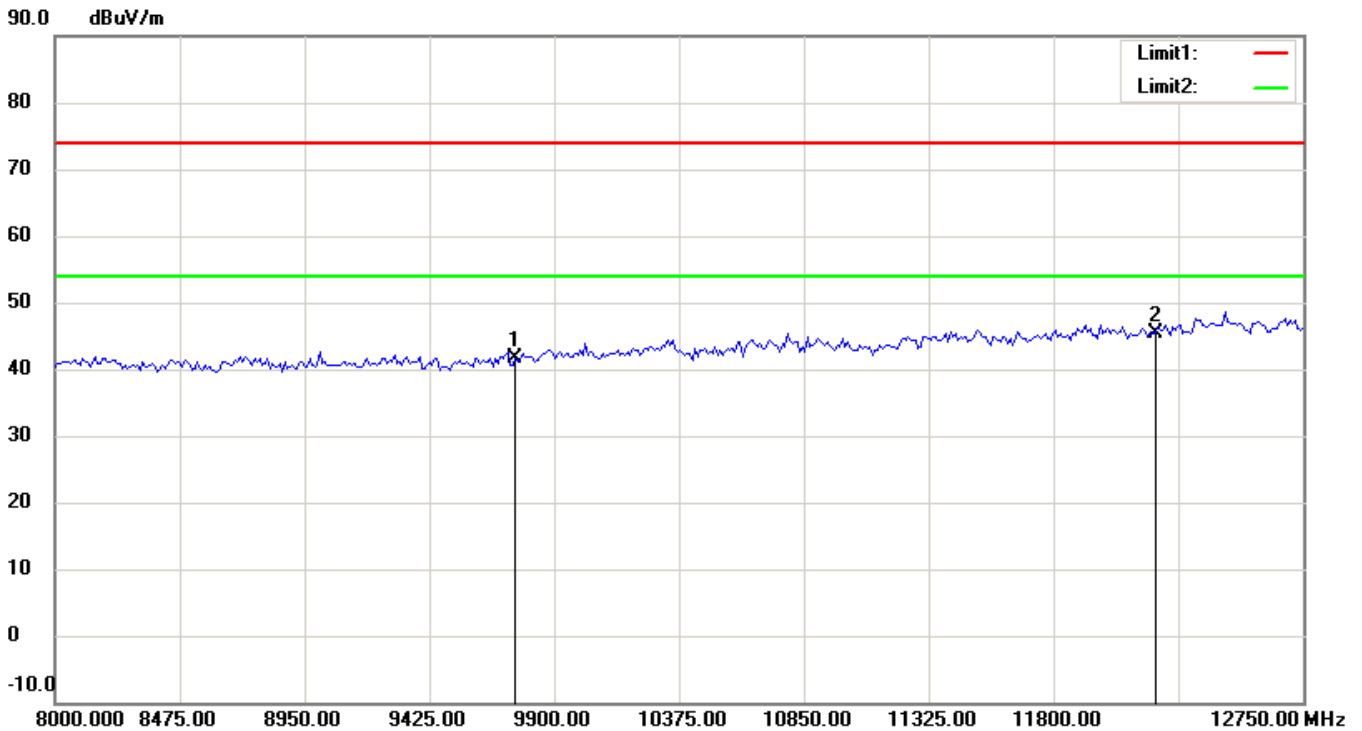
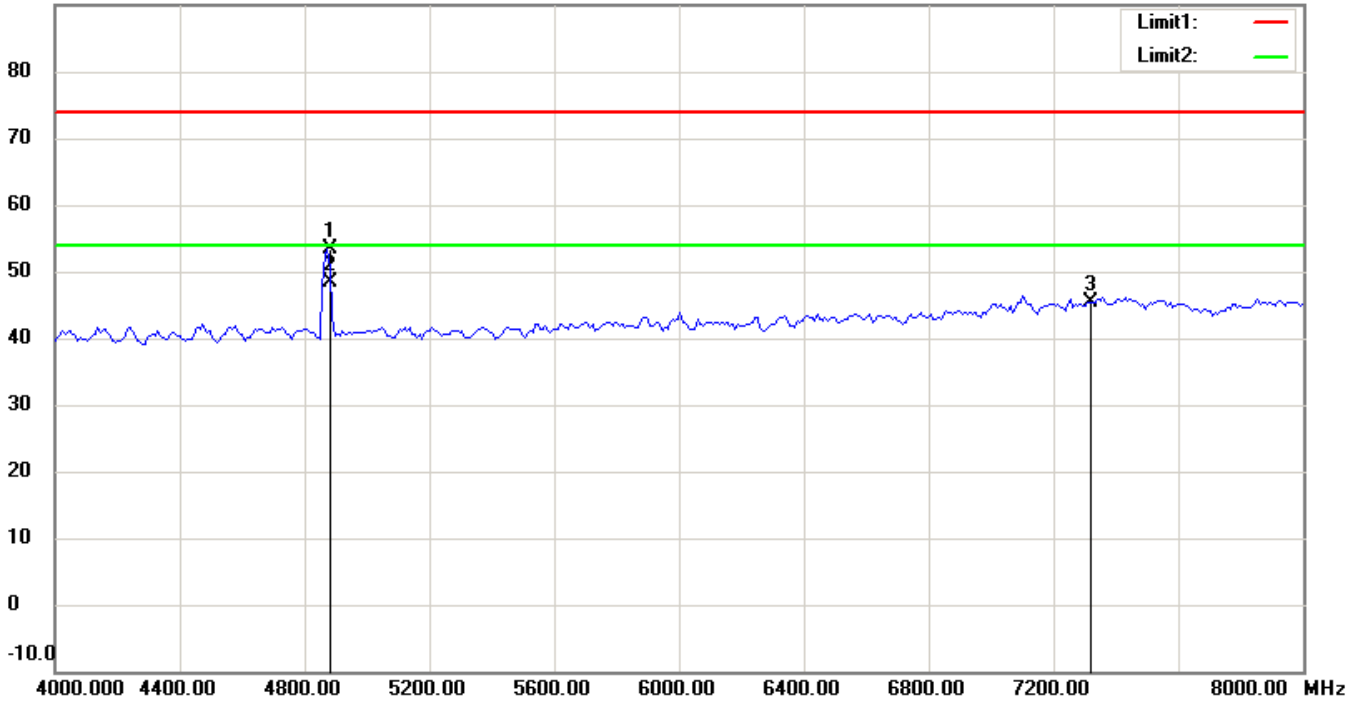
1. The attached measurement plots are preliminarily pre-scanned with peak detector for determining the final checking frequencies and are for reference only.
2. The some frequencies may exceed the limit line without the specified detectors, but that cannot present the results are failed to the specification of test standard.
3. For corrected test results are listed in the relevant table of radiated test data of this test report.



Registration number: W6M21208-12670-C-1

FCC ID: YV8-DA2131-V1

90.0 dBuV/m



Up Line: Peak Limit Line Down Line: Ave Limit Line

Note:

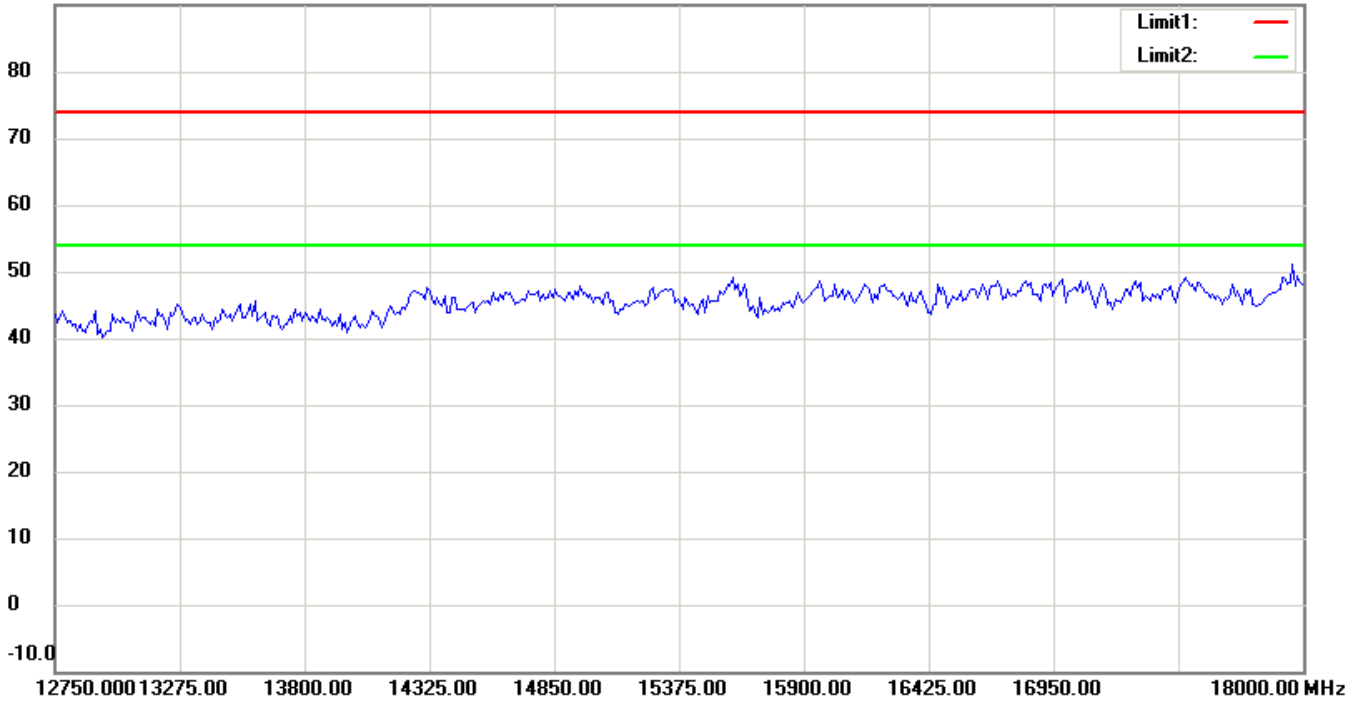
1. The attached measurement plots are preliminarily pre-scanned with peak detector for determining the final checking frequencies and are for reference only.
2. The some frequencies may exceed the limit line without the specified detectors, but that cannot present the results are failed to the specification of test standard.
3. For corrected test results are listed in the relevant table of radiated test data of this test report.



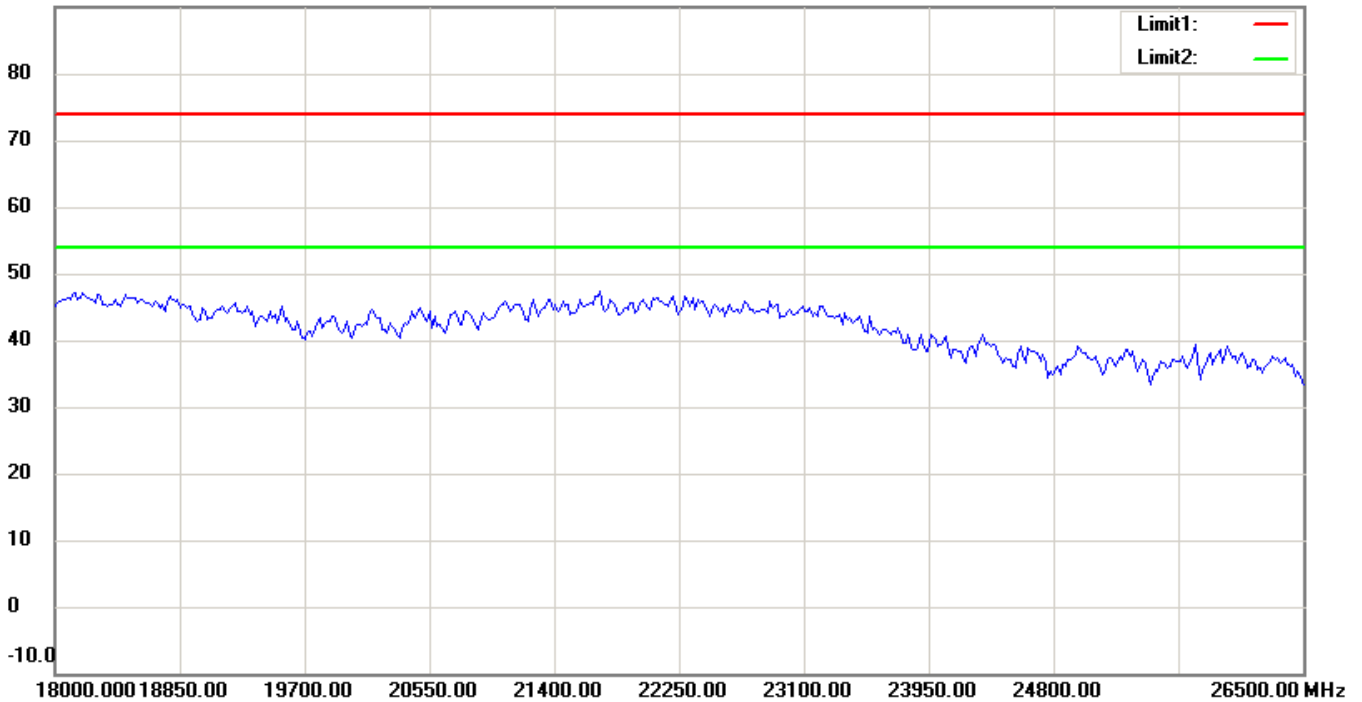
Registration number: W6M21208-12670-C-1

FCC ID: YV8-DA2131-V1

90.0 dBuV/m



90.0 dBuV/m



Up Line: Peak Limit Line Down Line: Ave Limit Line

Note:

1. The attached measurement plots are preliminarily pre-scanned with peak detector for determining the final checking frequencies and are for reference only.
2. The some frequencies may exceed the limit line without the specified detectors, but that cannot present the results are failed to the specification of test standard.
3. For corrected test results are listed in the relevant table of radiated test data of this test report.

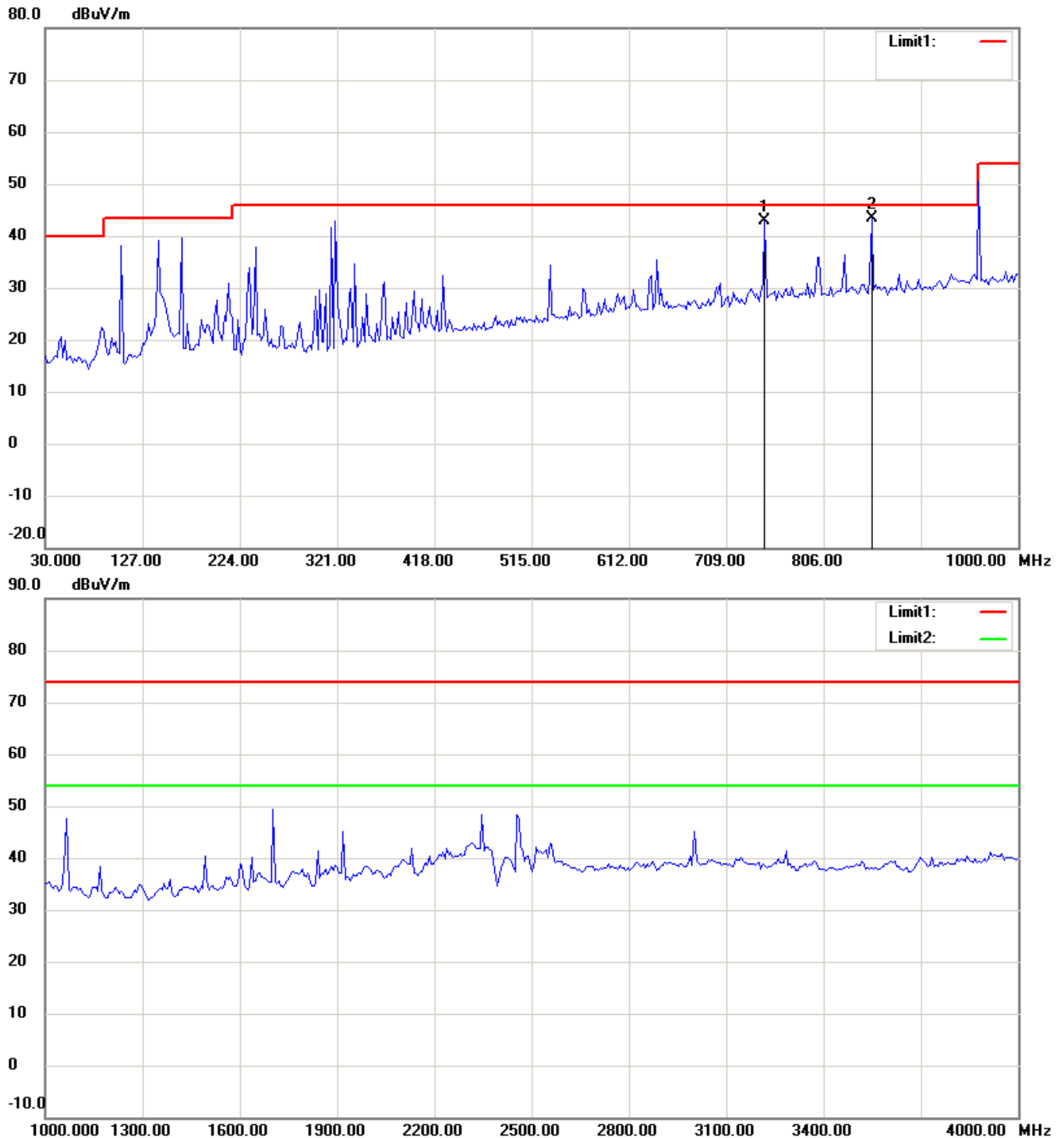


Registration number: W6M21208-12670-C-1

FCC ID: YV8-DA2131-V1

802.11g CH11

Antenna Polarization H



Up Line: Peak Limit Line Down Line: Ave Limit Line

Note:

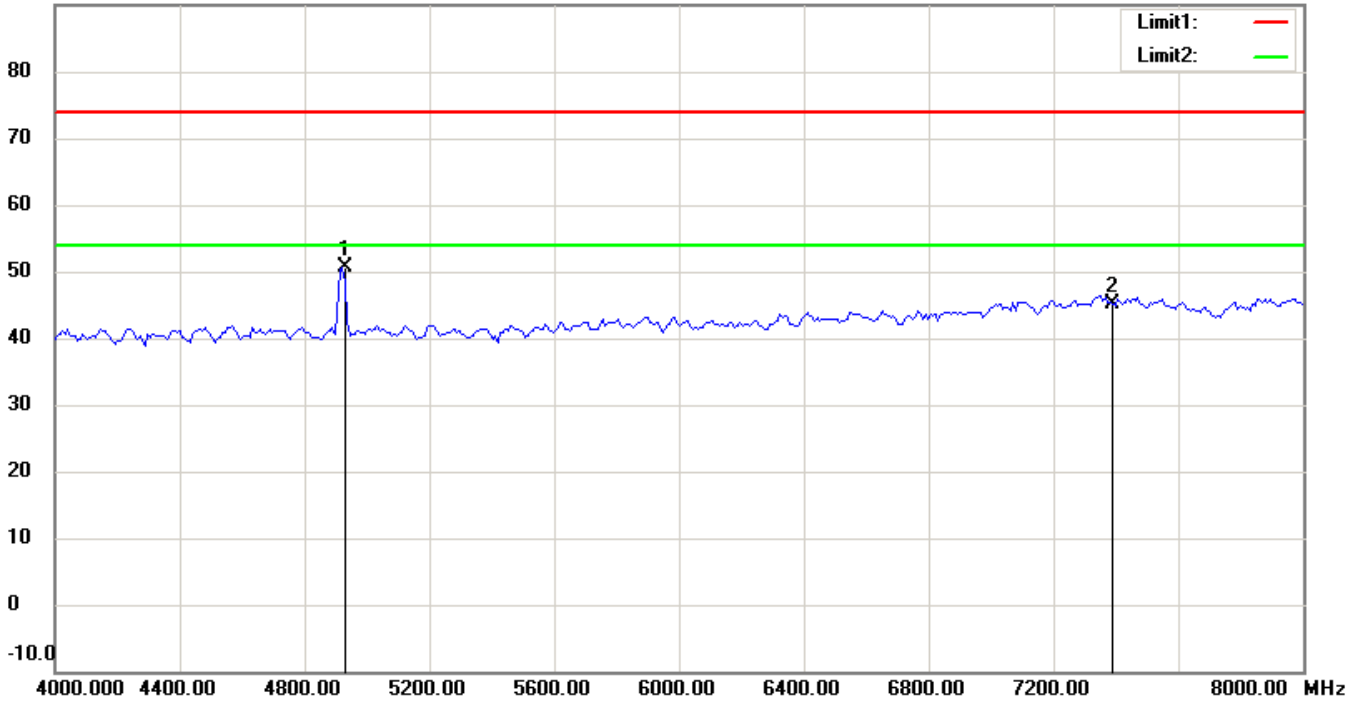
1. The attached measurement plots are preliminarily pre-scanned with peak detector for determining the final checking frequencies and are for reference only.
2. The some frequencies may exceed the limit line without the specified detectors, but that cannot present the results are failed to the specification of test standard.
3. For corrected test results are listed in the relevant table of radiated test data of this test report.



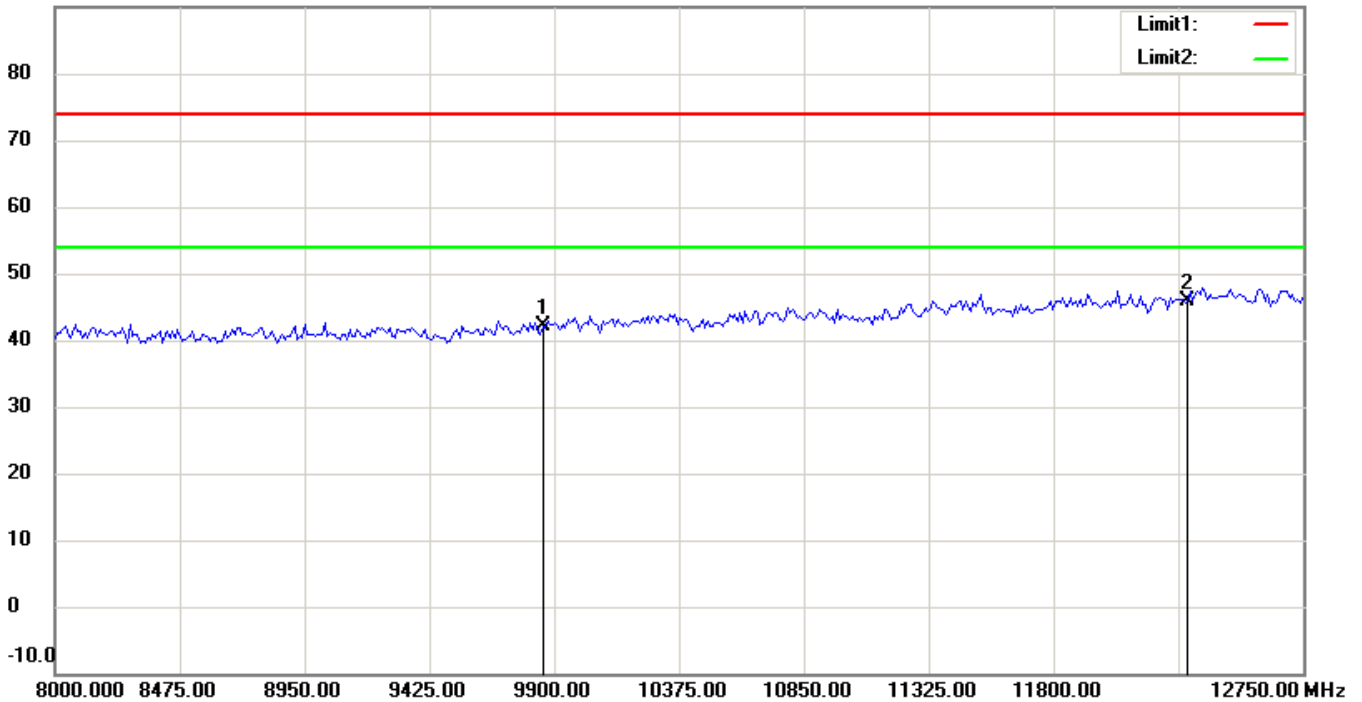
Registration number: W6M21208-12670-C-1

FCC ID: YV8-DA2131-V1

90.0 dBuV/m



90.0 dBuV/m



Up Line: Peak Limit Line Down Line: Ave Limit Line

Note:

1. The attached measurement plots are preliminarily pre-scanned with peak detector for determining the final checking frequencies and are for reference only.
2. The some frequencies may exceed the limit line without the specified detectors, but that cannot present the results are failed to the specification of test standard.
3. For corrected test results are listed in the relevant table of radiated test data of this test report.

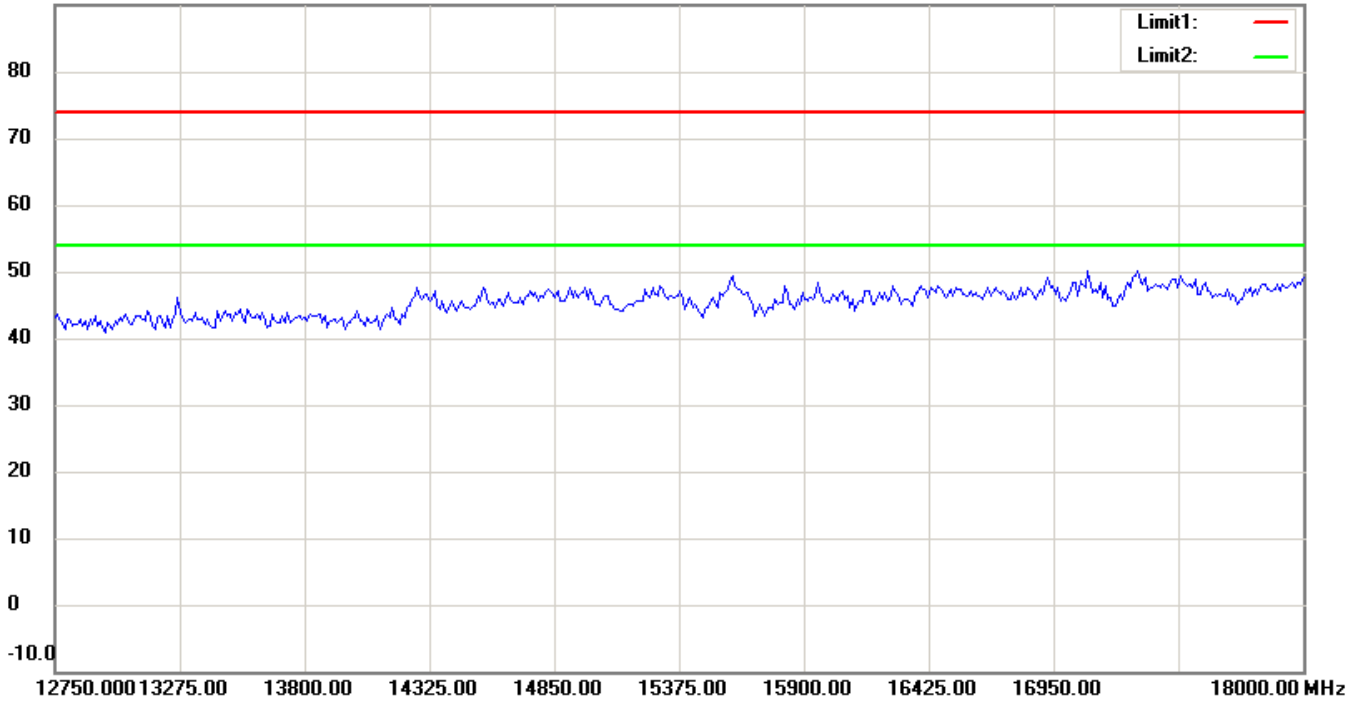


Worldwide Testing Services(Taiwan) Co., Ltd.

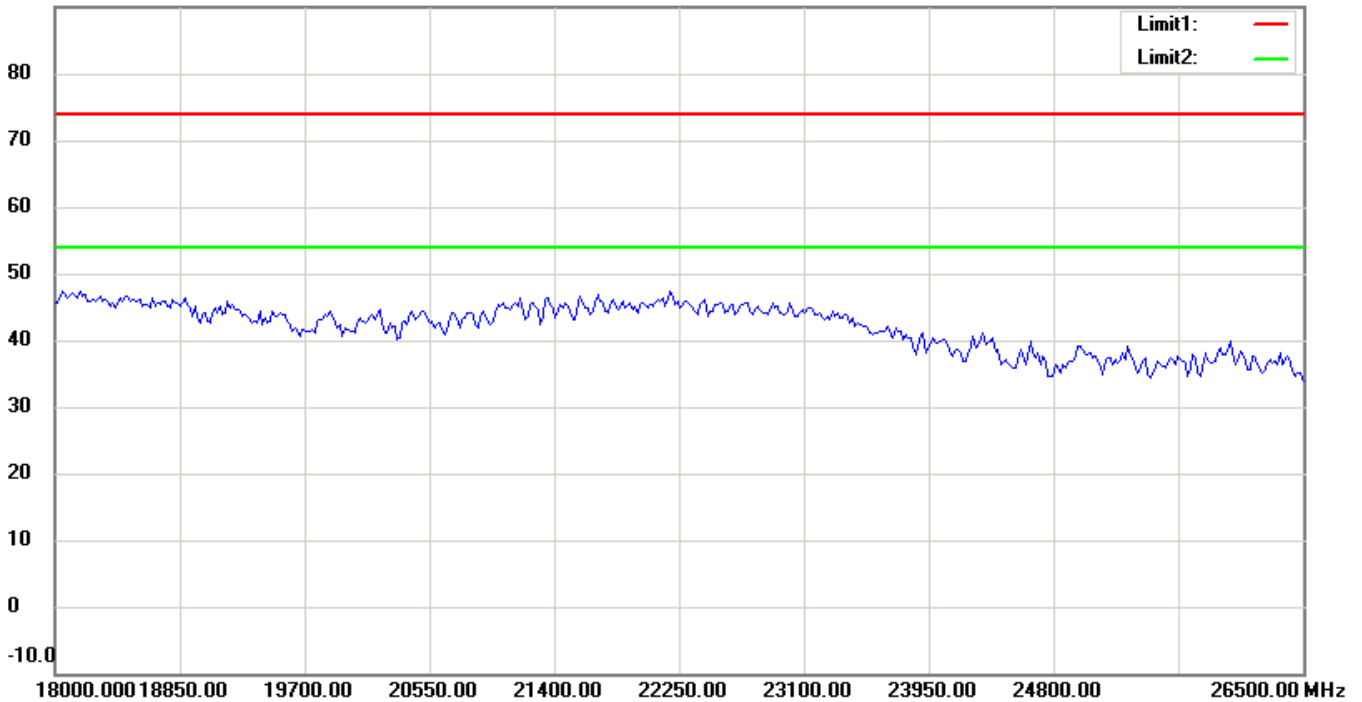
Registration number: W6M21208-12670-C-1

FCC ID: YV8-DA2131-V1

90.0 dBuV/m



90.0 dBuV/m



Up Line: Peak Limit Line Down Line: Ave Limit Line

Note:

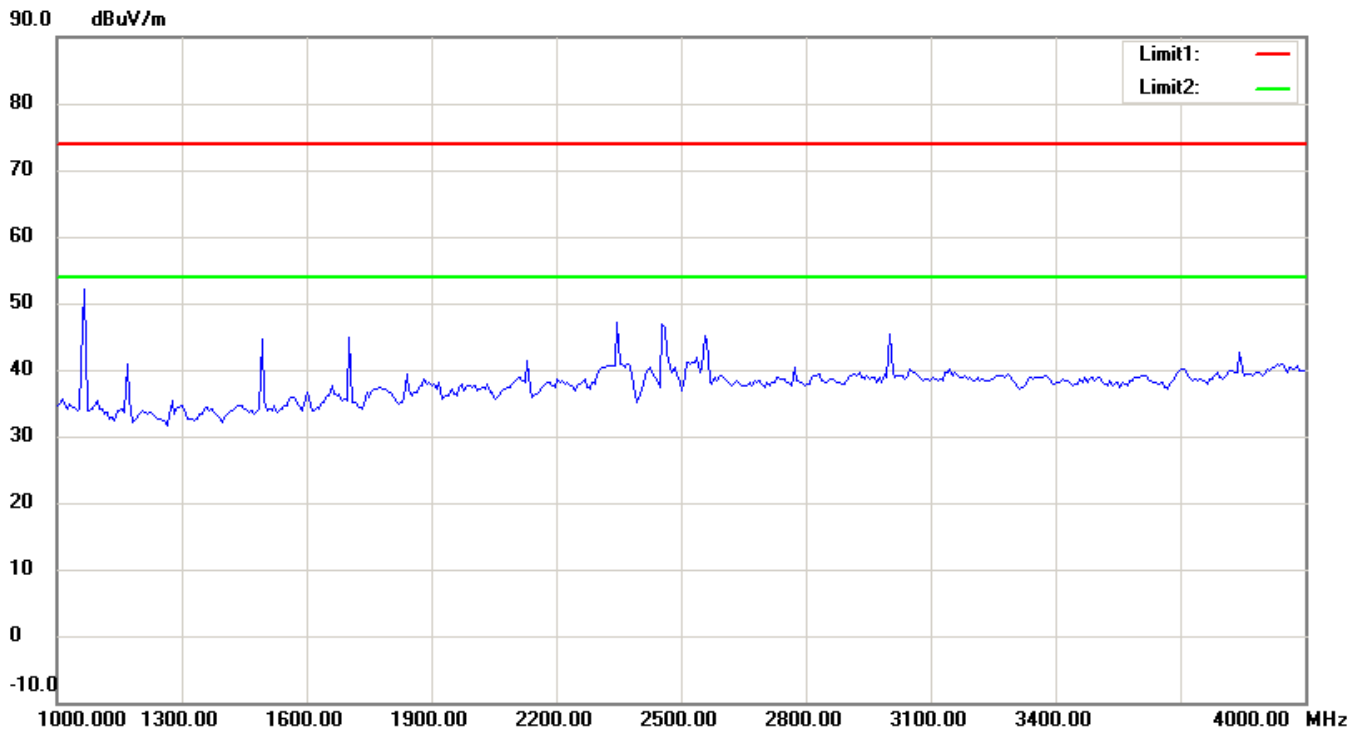
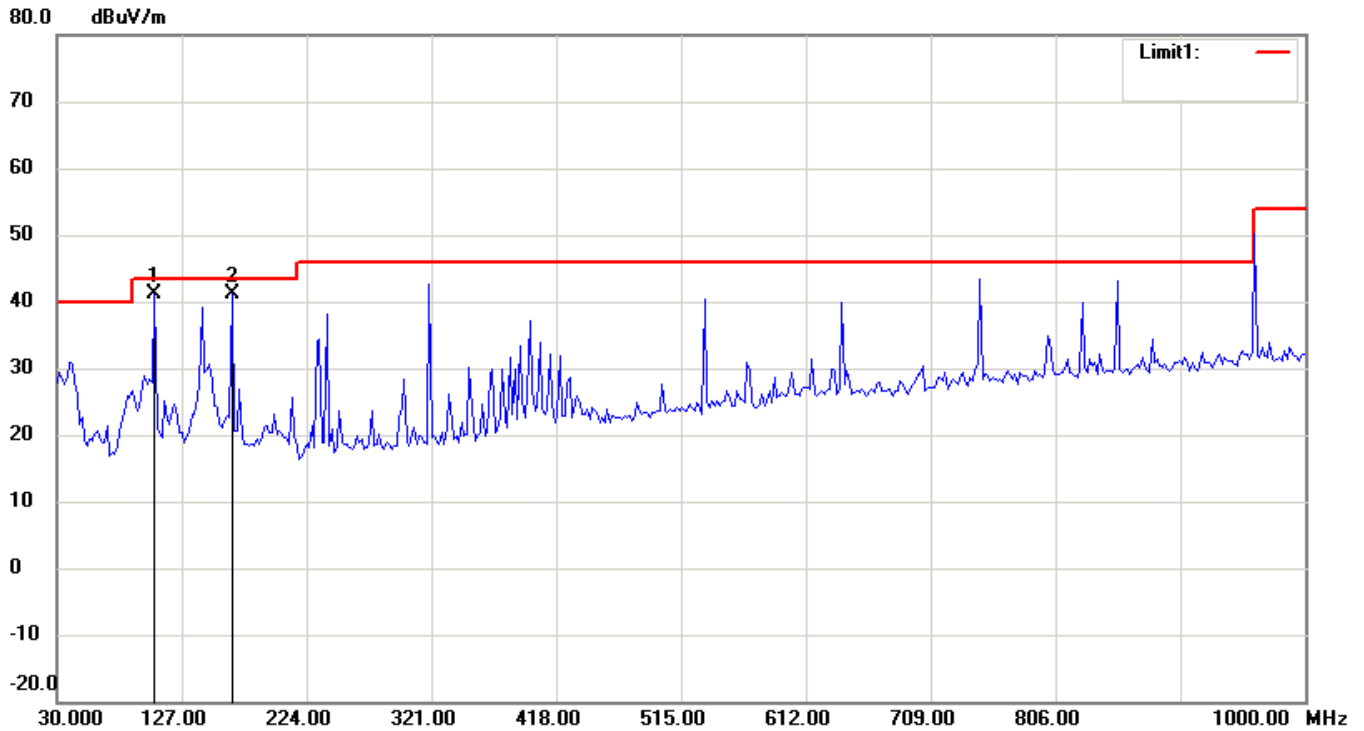
1. The attached measurement plots are preliminarily pre-scanned with peak detector for determining the final checking frequencies and are for reference only.
2. The some frequencies may exceed the limit line without the specified detectors, but that cannot present the results are failed to the specification of test standard.
3. For corrected test results are listed in the relevant table of radiated test data of this test report.



Registration number: W6M21208-12670-C-1

FCC ID: YV8-DA2131-V1


Antenna Polarization V



Up Line: Peak Limit Line Down Line: Ave Limit Line

Note:

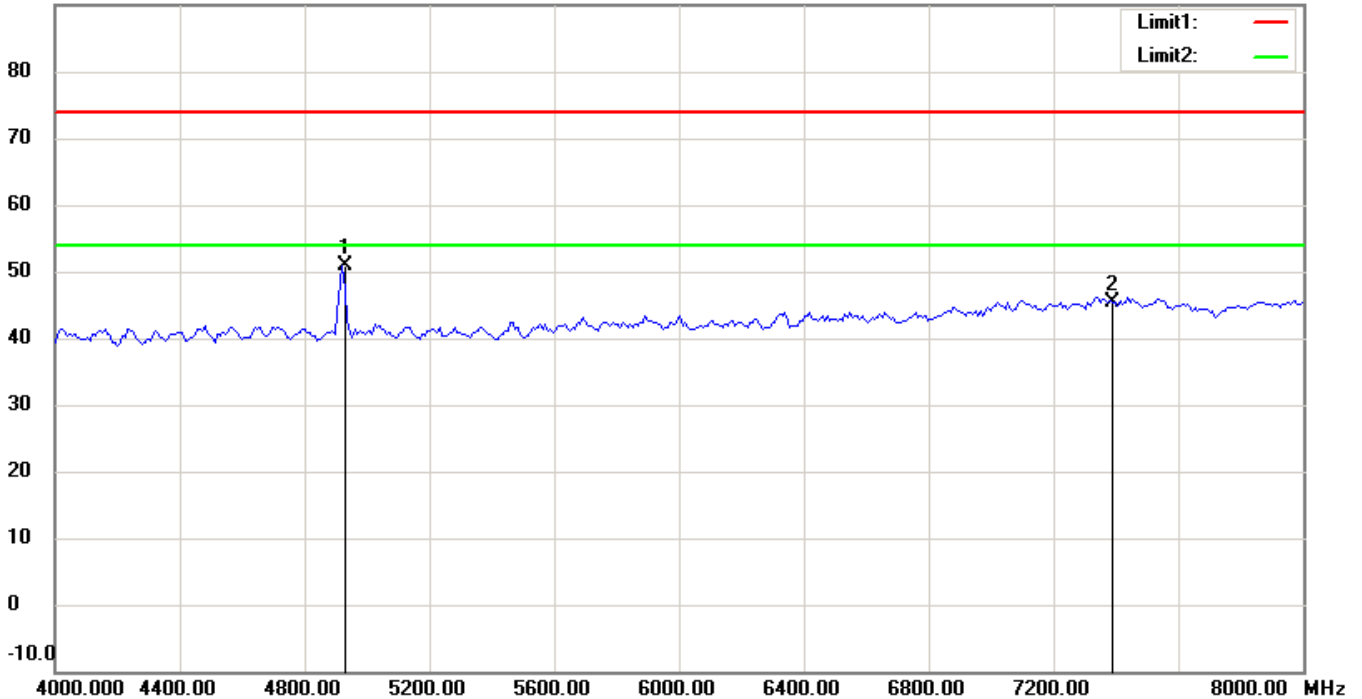
1. The attached measurement plots are preliminarily pre-scanned with peak detector for determining the final checking frequencies and are for reference only.
2. The some frequencies may exceed the limit line without the specified detectors, but that cannot present the results are failed to the specification of test standard.
3. For corrected test results are listed in the relevant table of radiated test data of this test report.



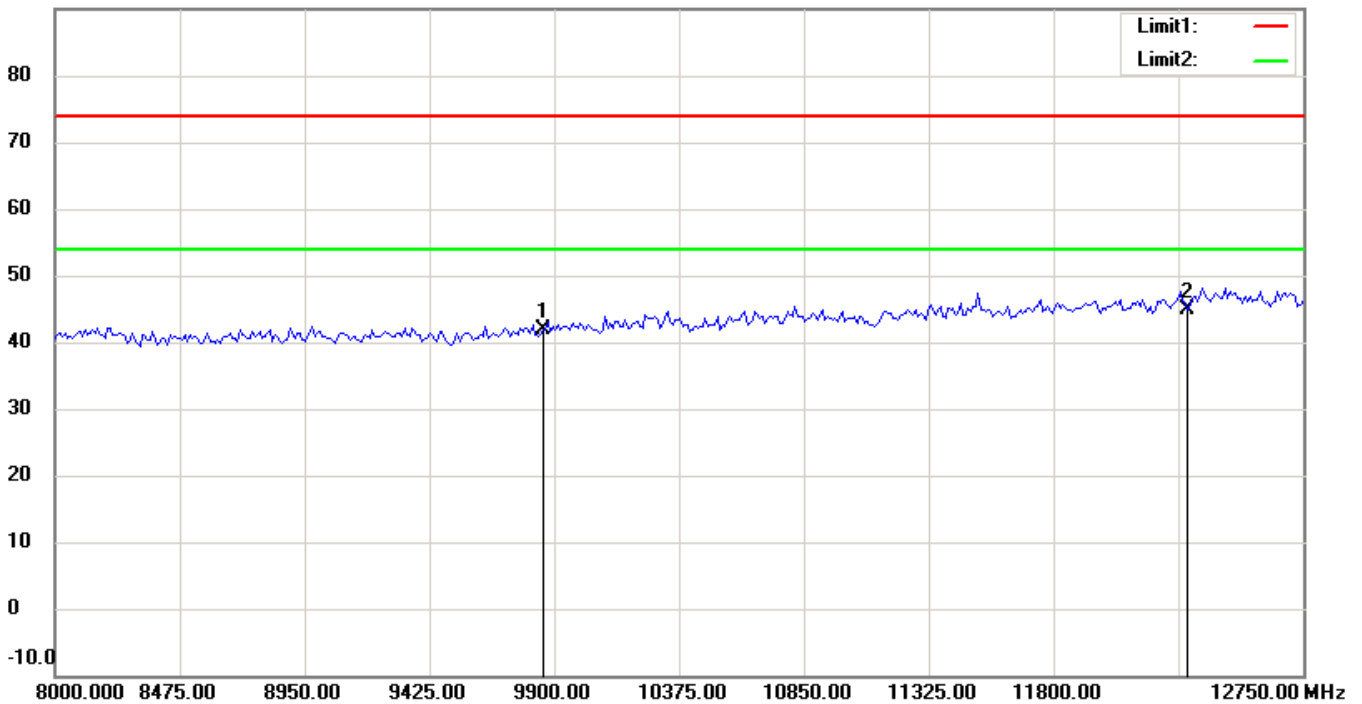
Registration number: W6M21208-12670-C-1

FCC ID: YV8-DA2131-V1

90.0 dBuV/m



90.0 dBuV/m



Up Line: Peak Limit Line Down Line: Ave Limit Line

Note:

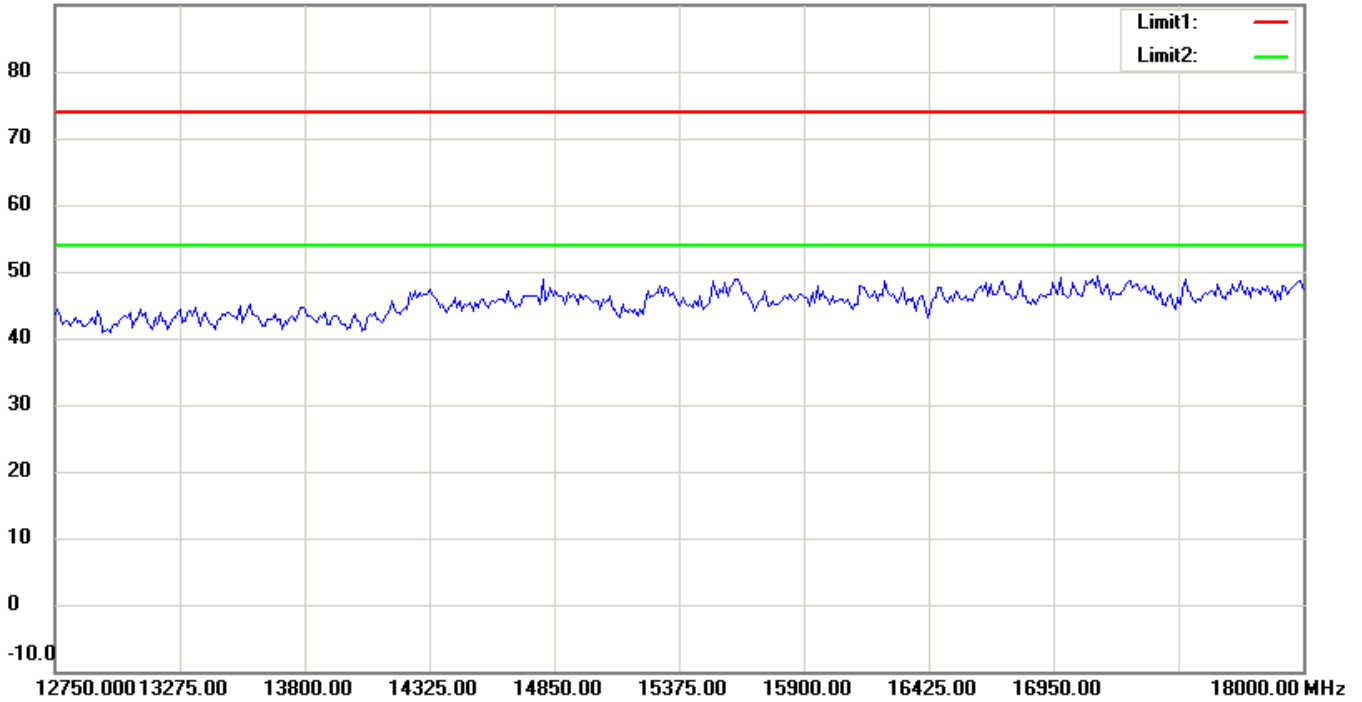
1. The attached measurement plots are preliminarily pre-scanned with peak detector for determining the final checking frequencies and are for reference only.
2. The some frequencies may exceed the limit line without the specified detectors, but that cannot present the results are failed to the specification of test standard.
3. For corrected test results are listed in the relevant table of radiated test data of this test report.



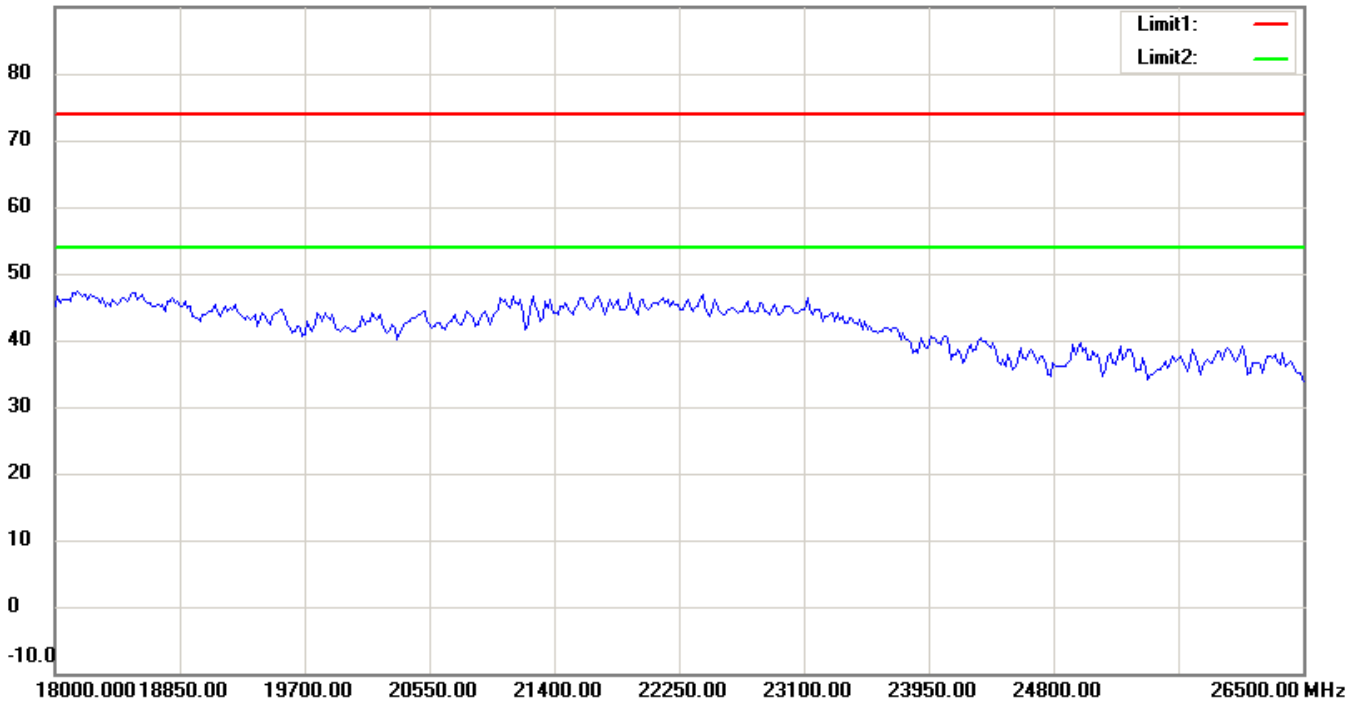
Registration number: W6M21208-12670-C-1

FCC ID: YV8-DA2131-V1

90.0 dBuV/m



90.0 dBuV/m



Up Line: Peak Limit Line Down Line: Ave Limit Line

Note:

1. The attached measurement plots are preliminarily pre-scanned with peak detector for determining the final checking frequencies and are for reference only.
2. The some frequencies may exceed the limit line without the specified detectors, but that cannot present the results are failed to the specification of test standard.
3. For corrected test results are listed in the relevant table of radiated test data of this test report.



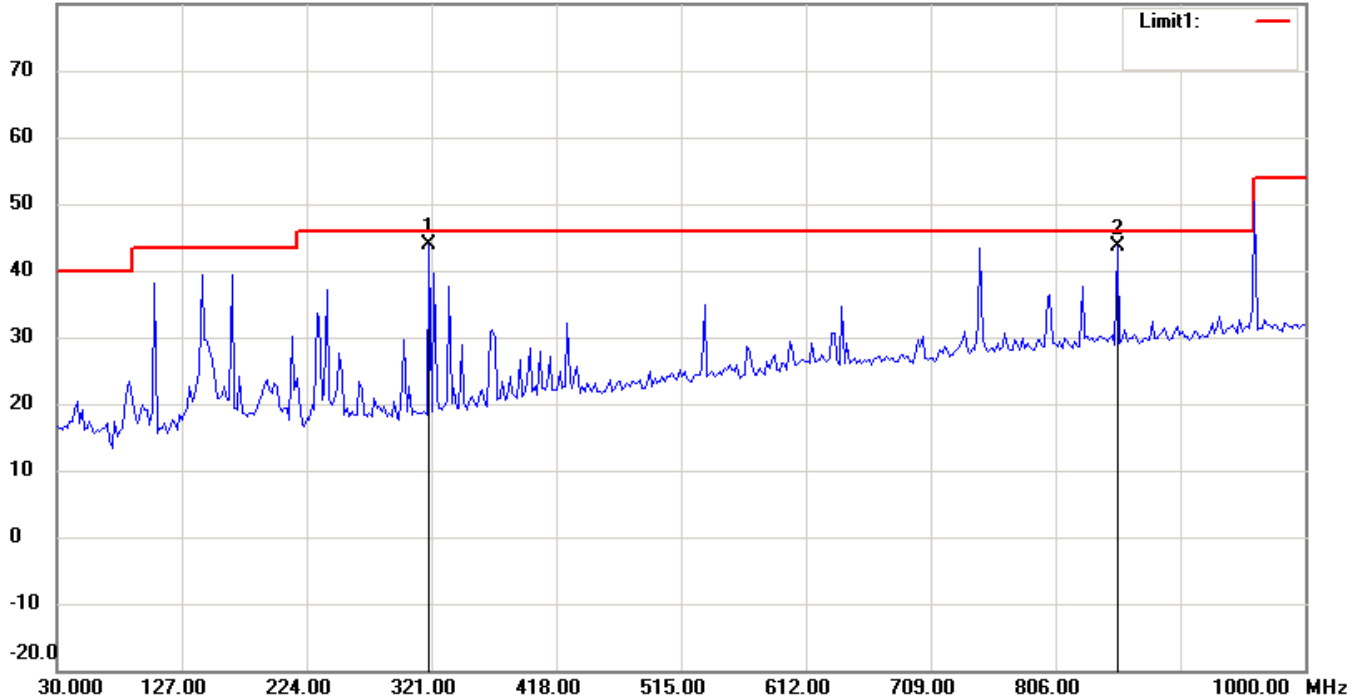
Registration number: W6M21208-12670-C-1

FCC ID: YV8-DA2131-V1

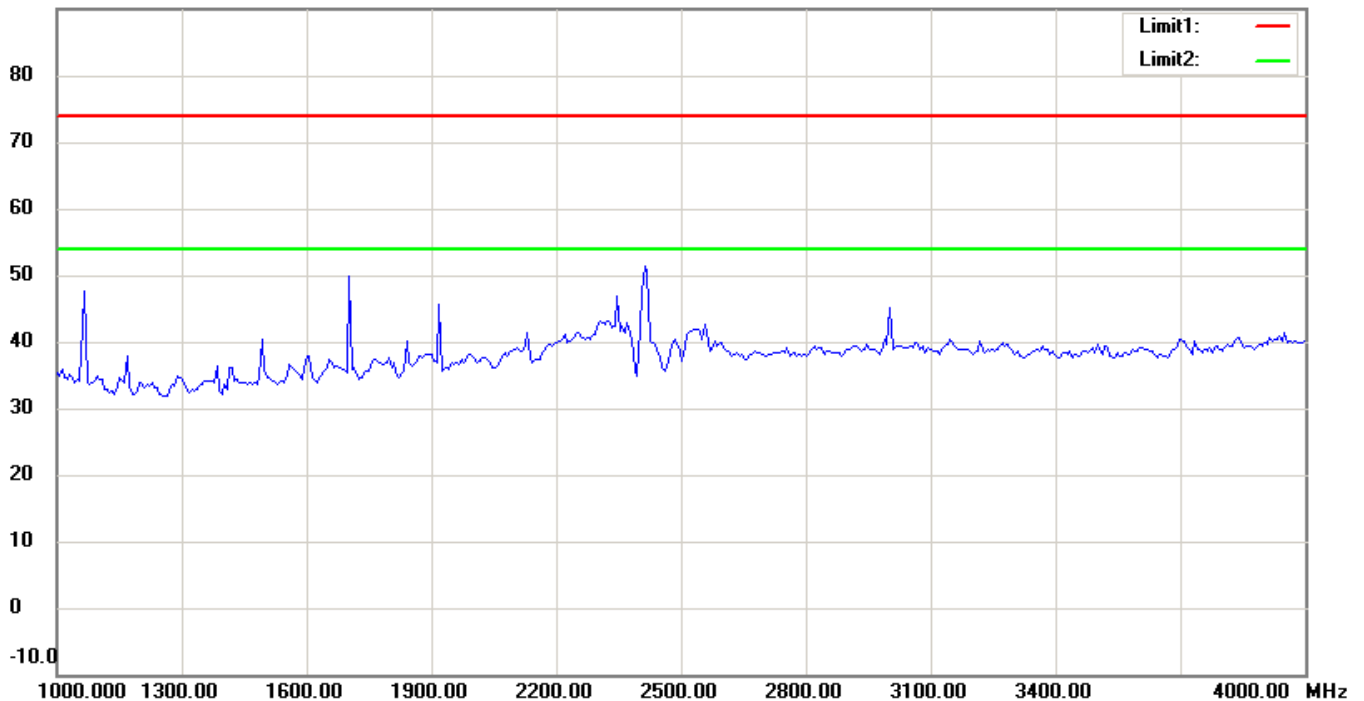
802.11n(20MHz) CH1

Antenna Polarization H

80.0 dBuV/m



90.0 dBuV/m



Up Line: Peak Limit Line Down Line: Ave Limit Line

Note:

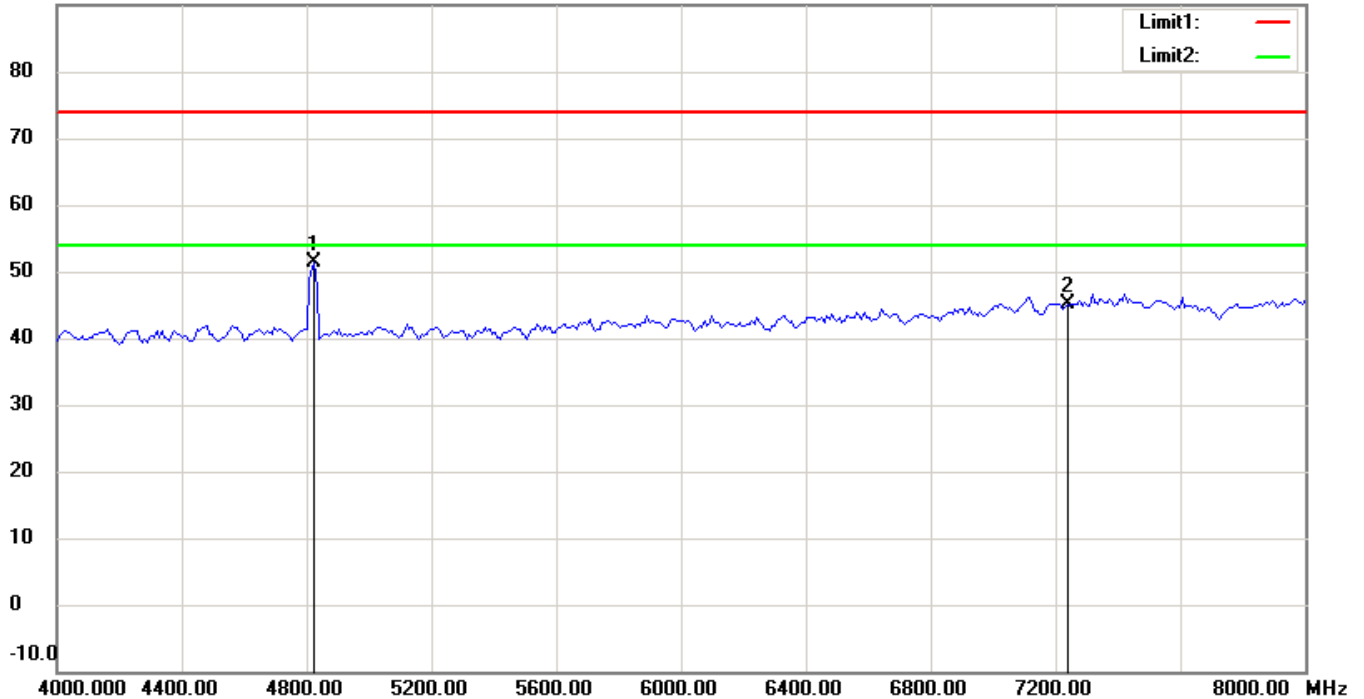
1. The attached measurement plots are preliminarily pre-scanned with peak detector for determining the final checking frequencies and are for reference only.
2. The some frequencies may exceed the limit line without the specified detectors, but that cannot present the results are failed to the specification of test standard.
3. For corrected test results are listed in the relevant table of radiated test data of this test report.



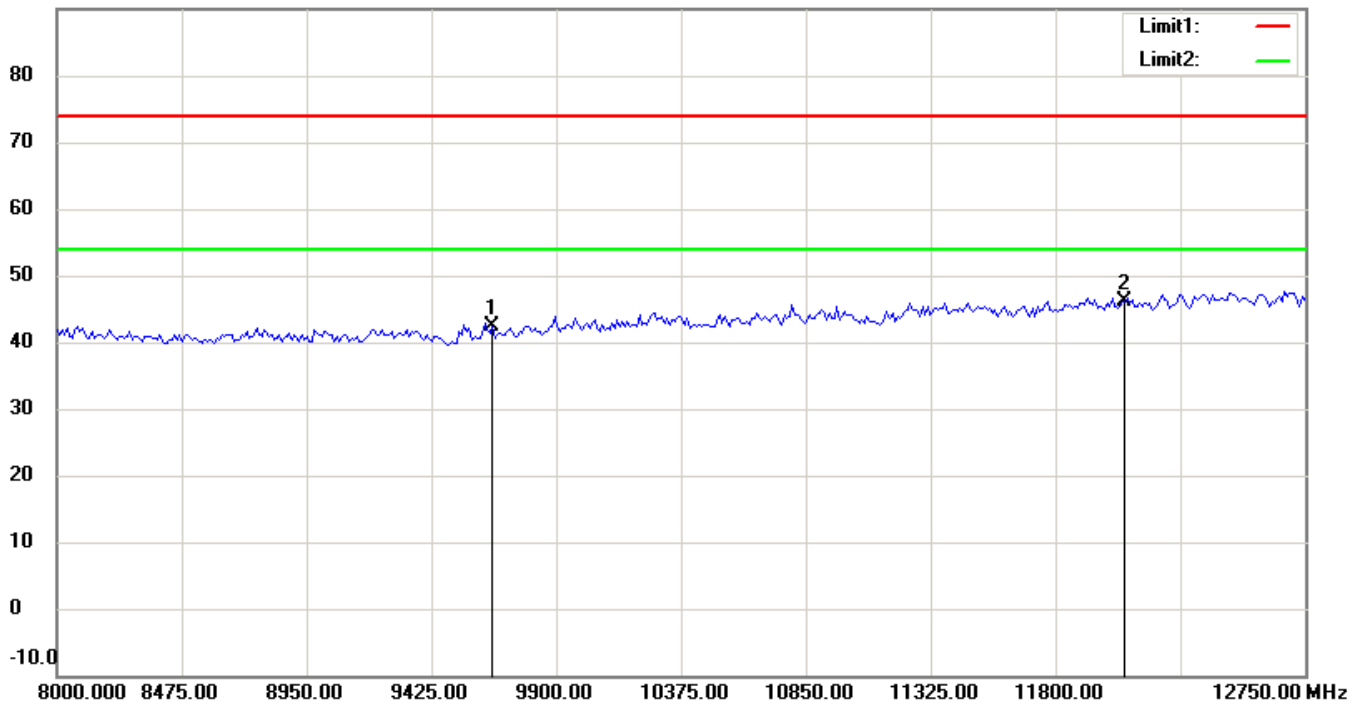
Registration number: W6M21208-12670-C-1

FCC ID: YV8-DA2131-V1

90.0 dBuV/m



90.0 dBuV/m



Up Line: Peak Limit Line Down Line: Ave Limit Line

Note:

1. The attached measurement plots are preliminarily pre-scanned with peak detector for determining the final checking frequencies and are for reference only.
2. The some frequencies may exceed the limit line without the specified detectors, but that cannot present the results are failed to the specification of test standard.
3. For corrected test results are listed in the relevant table of radiated test data of this test report.

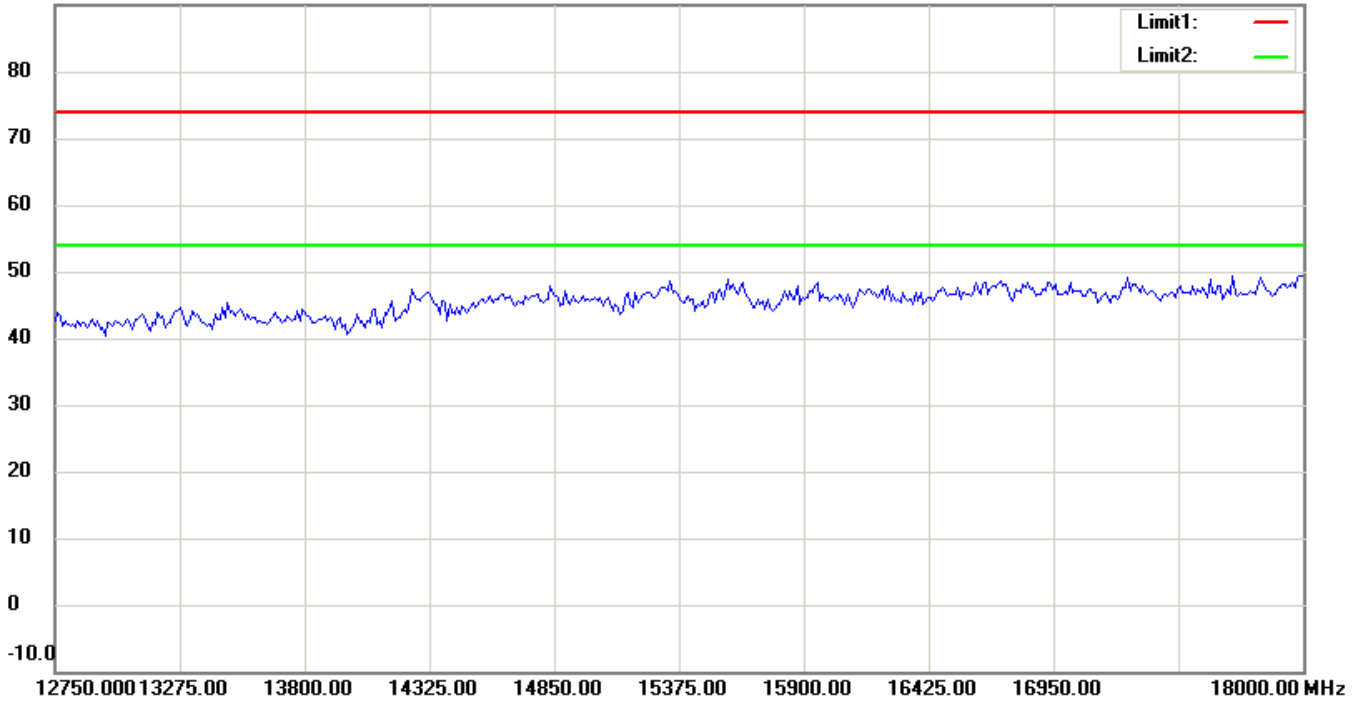


Worldwide Testing Services(Taiwan) Co., Ltd.

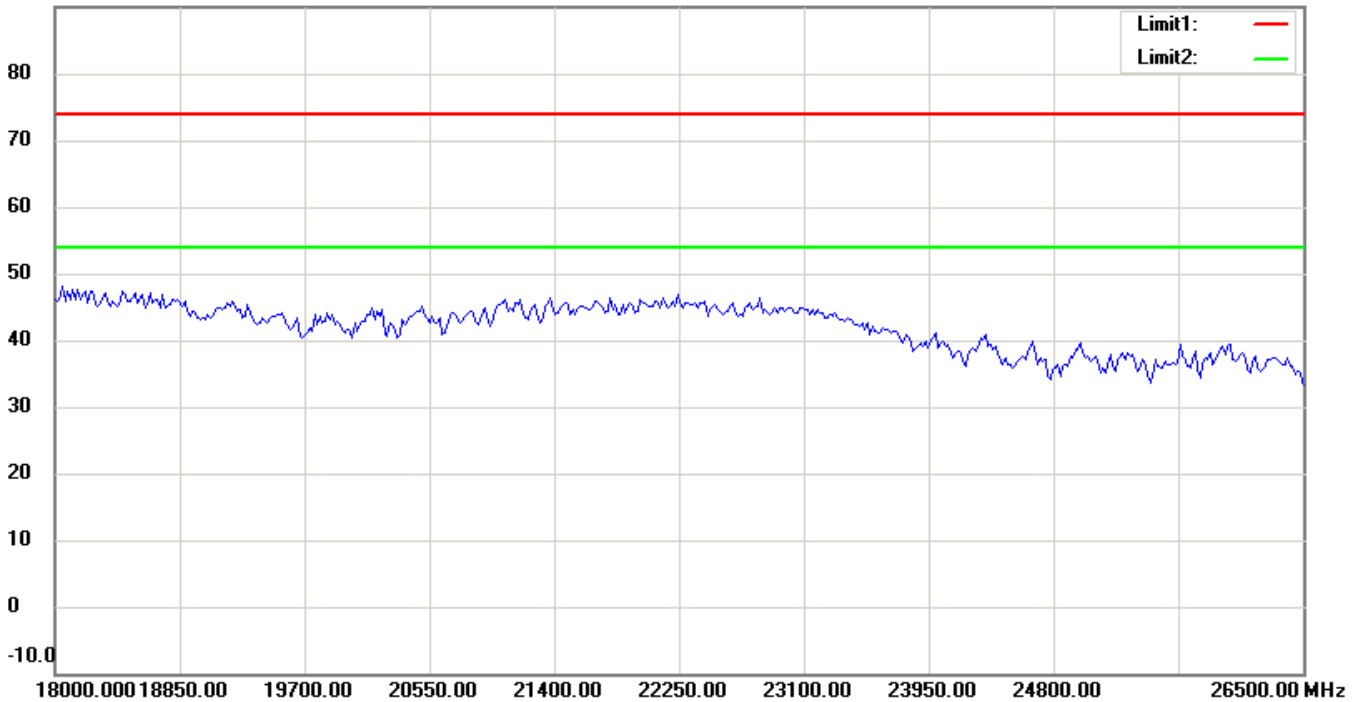
Registration number: W6M21208-12670-C-1

FCC ID: YV8-DA2131-V1

90.0 dBuV/m



90.0 dBuV/m



Up Line: Peak Limit Line Down Line: Ave Limit Line

Note:

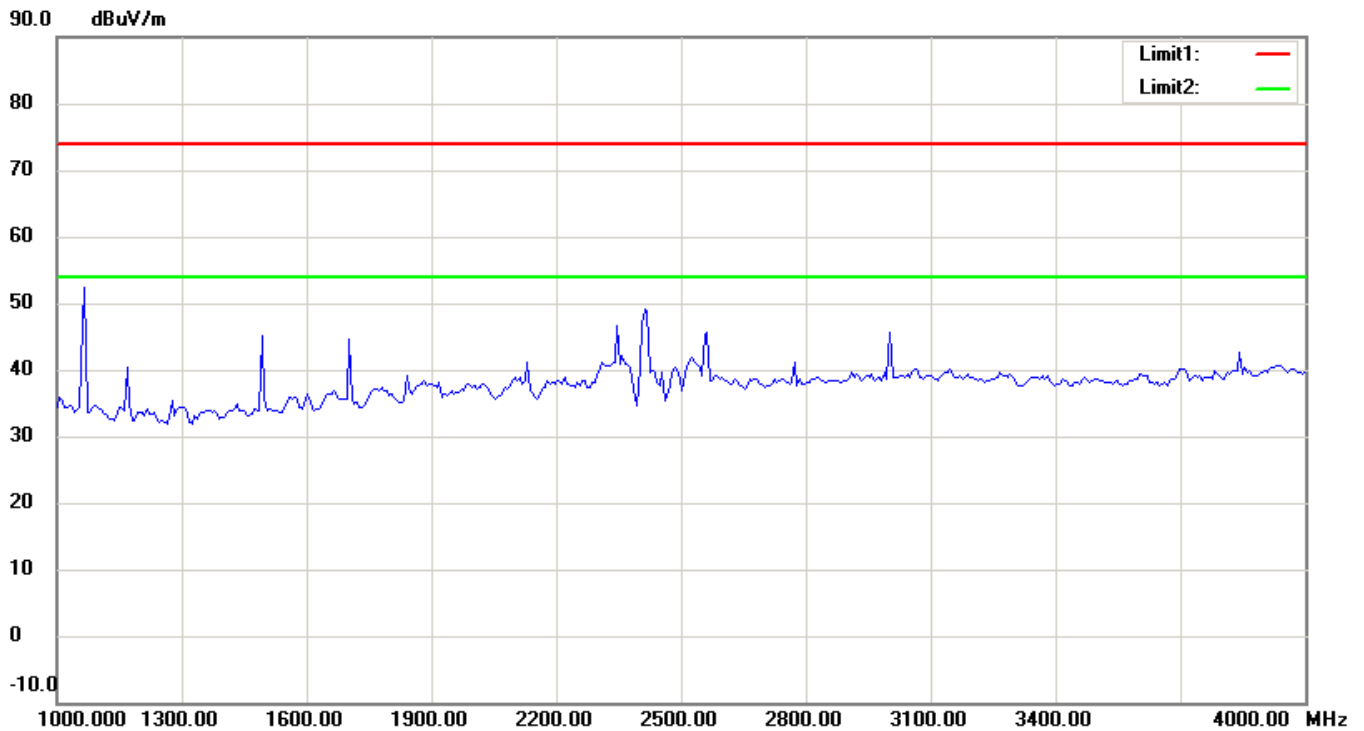
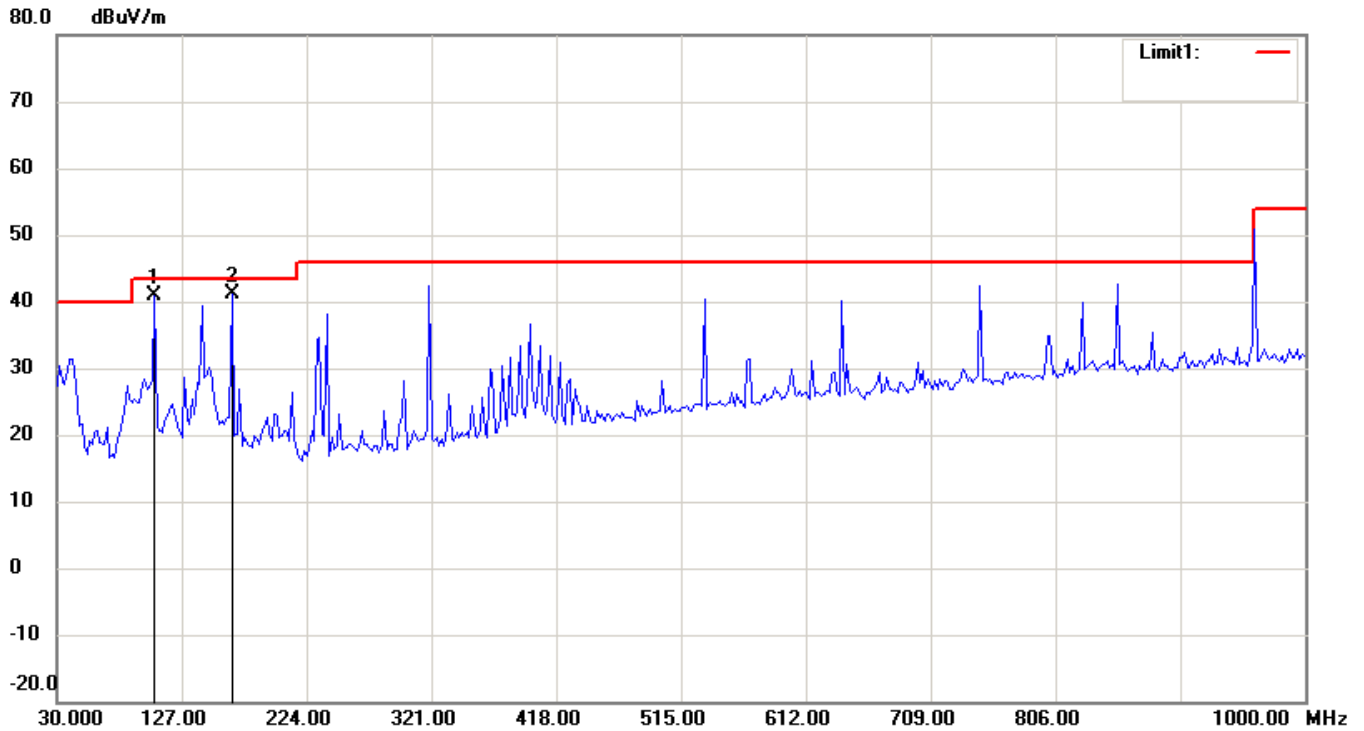
1. The attached measurement plots are preliminarily pre-scanned with peak detector for determining the final checking frequencies and are for reference only.
2. The some frequencies may exceed the limit line without the specified detectors, but that cannot present the results are failed to the specification of test standard.
3. For corrected test results are listed in the relevant table of radiated test data of this test report.



Registration number: W6M21208-12670-C-1

FCC ID: YV8-DA2131-V1

Antenna Polarization V



Up Line: Peak Limit Line Down Line: Ave Limit Line

Note:

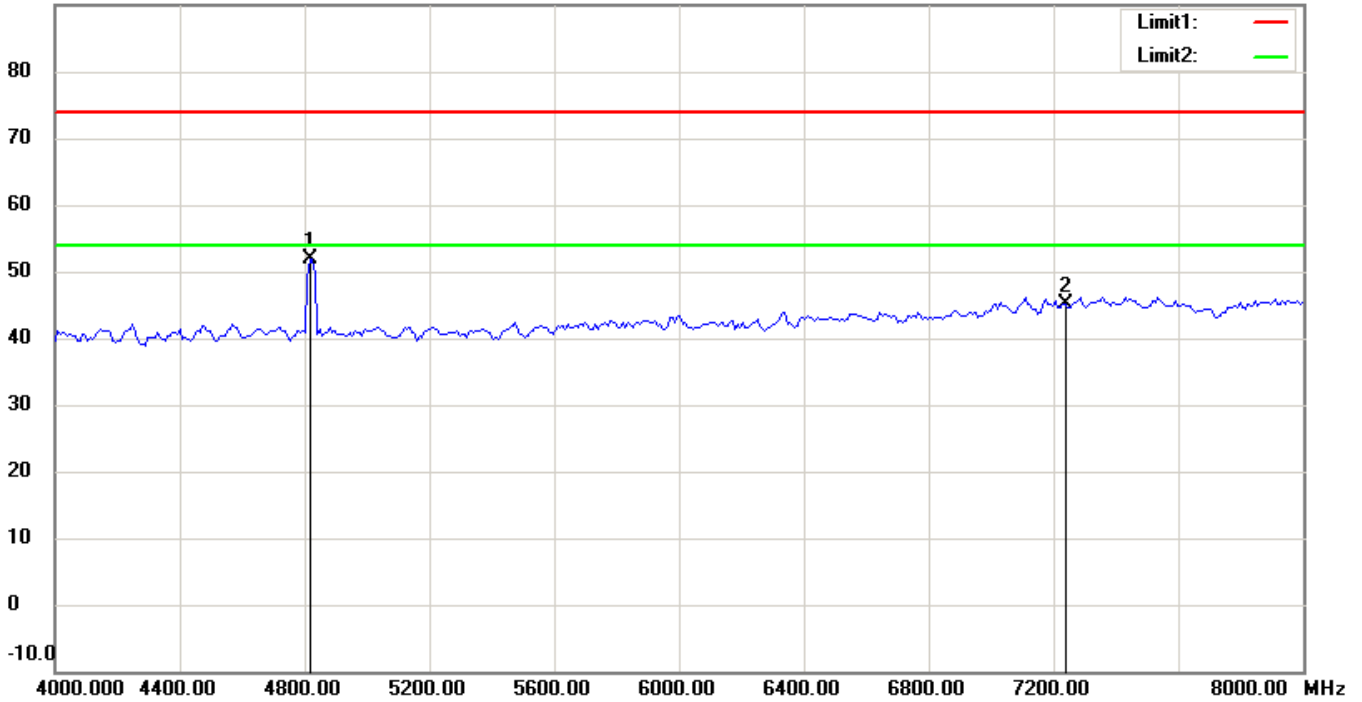
1. The attached measurement plots are preliminarily pre-scanned with peak detector for determining the final checking frequencies and are for reference only.
2. The some frequencies may exceed the limit line without the specified detectors, but that cannot present the results are failed to the specification of test standard.
3. For corrected test results are listed in the relevant table of radiated test data of this test report.



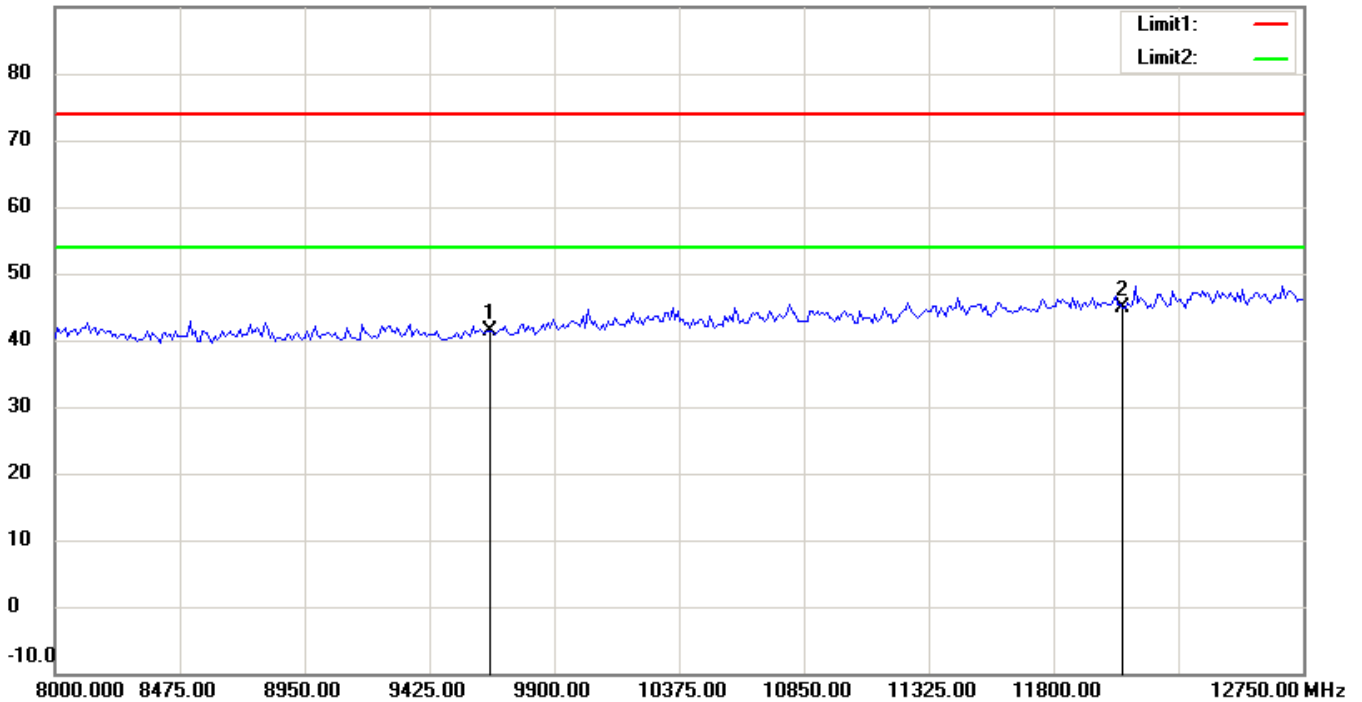
Registration number: W6M21208-12670-C-1

FCC ID: YV8-DA2131-V1

90.0 dBuV/m



90.0 dBuV/m



Up Line: Peak Limit Line Down Line: Ave Limit Line

Note:

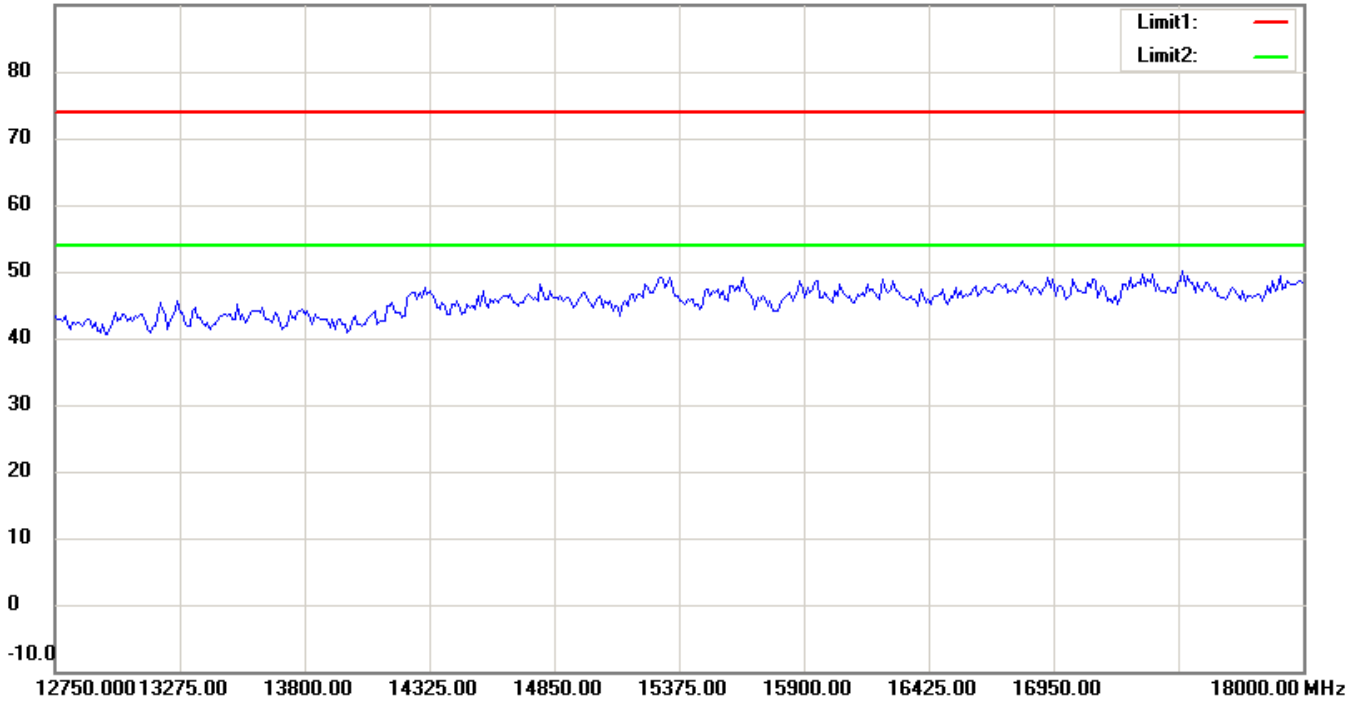
1. The attached measurement plots are preliminarily pre-scanned with peak detector for determining the final checking frequencies and are for reference only.
2. The some frequencies may exceed the limit line without the specified detectors, but that cannot present the results are failed to the specification of test standard.
3. For corrected test results are listed in the relevant table of radiated test data of this test report.



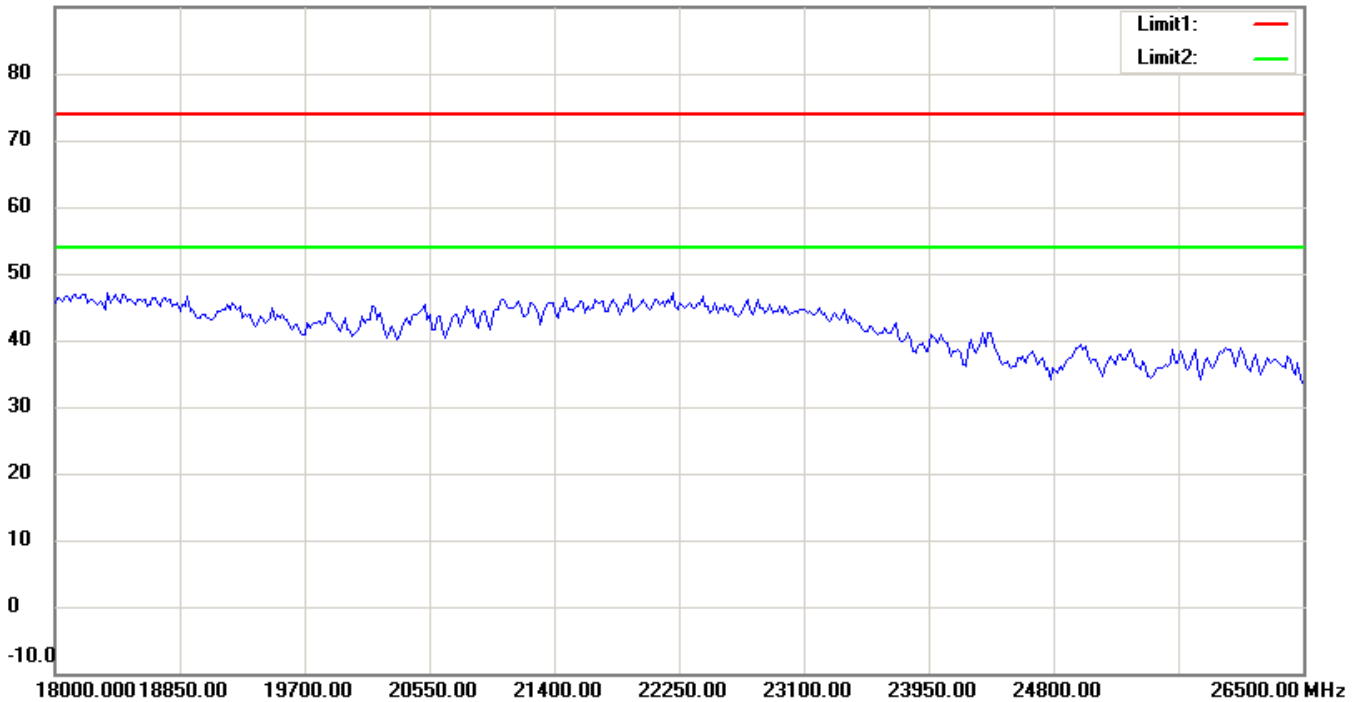
Registration number: W6M21208-12670-C-1

FCC ID: YV8-DA2131-V1

90.0 dBuV/m



90.0 dBuV/m



Up Line: Peak Limit Line Down Line: Ave Limit Line

Note:

1. The attached measurement plots are preliminarily pre-scanned with peak detector for determining the final checking frequencies and are for reference only.
2. The some frequencies may exceed the limit line without the specified detectors, but that cannot present the results are failed to the specification of test standard.
3. For corrected test results are listed in the relevant table of radiated test data of this test report.



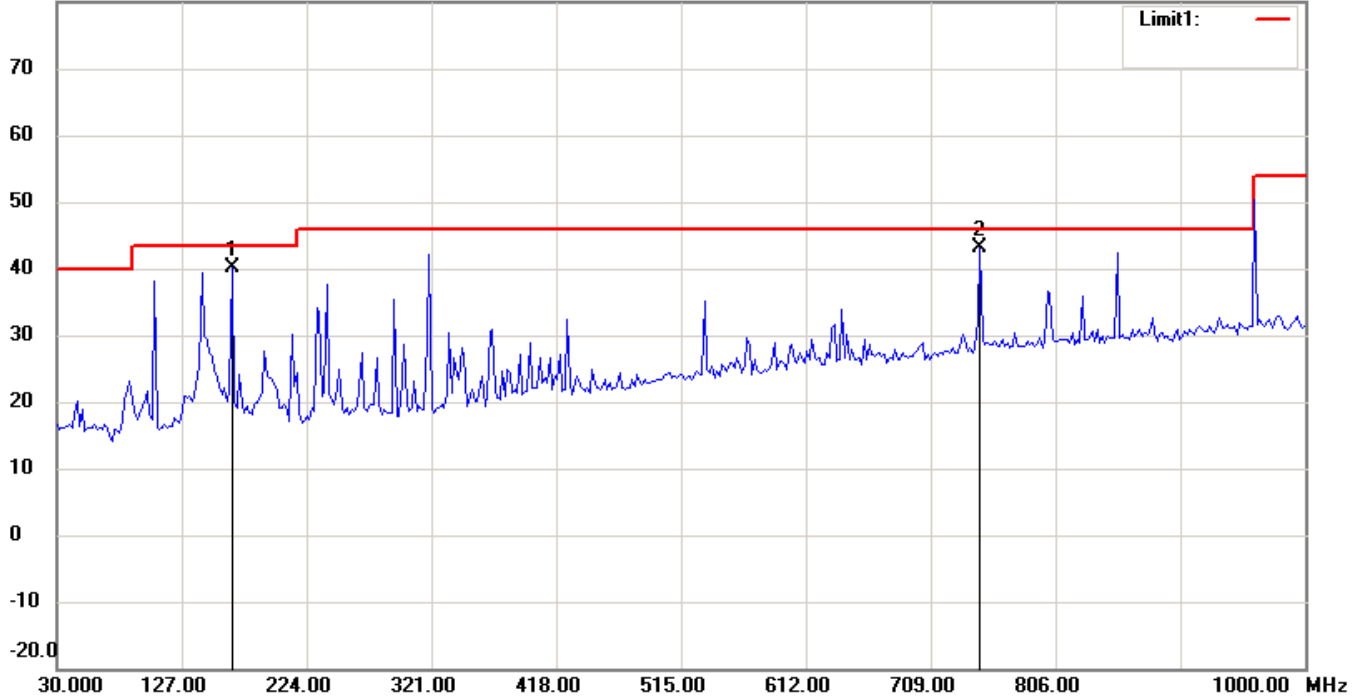
Registration number: W6M21208-12670-C-1

FCC ID: YV8-DA2131-V1

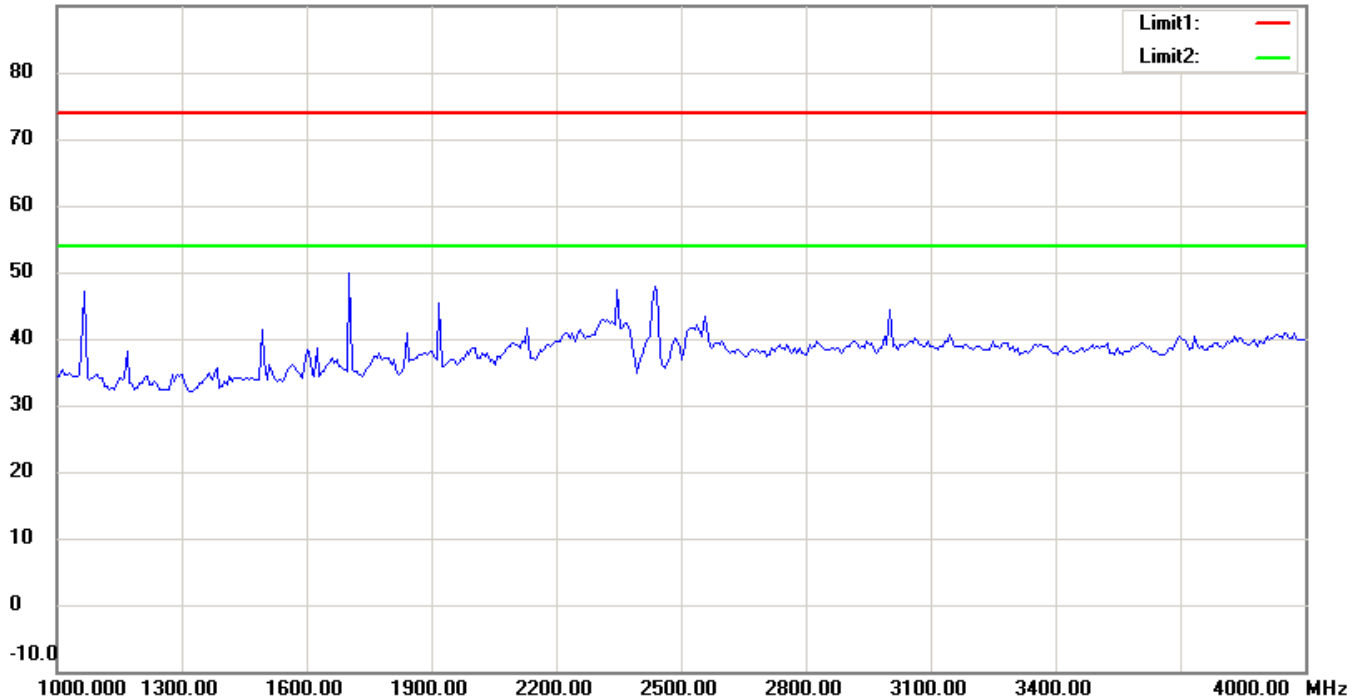
802.11n(20MHz) CH6

Antenna Polarization H

80.0 dBuV/m



90.0 dBuV/m



Up Line: Peak Limit Line Down Line: Ave Limit Line

Note:

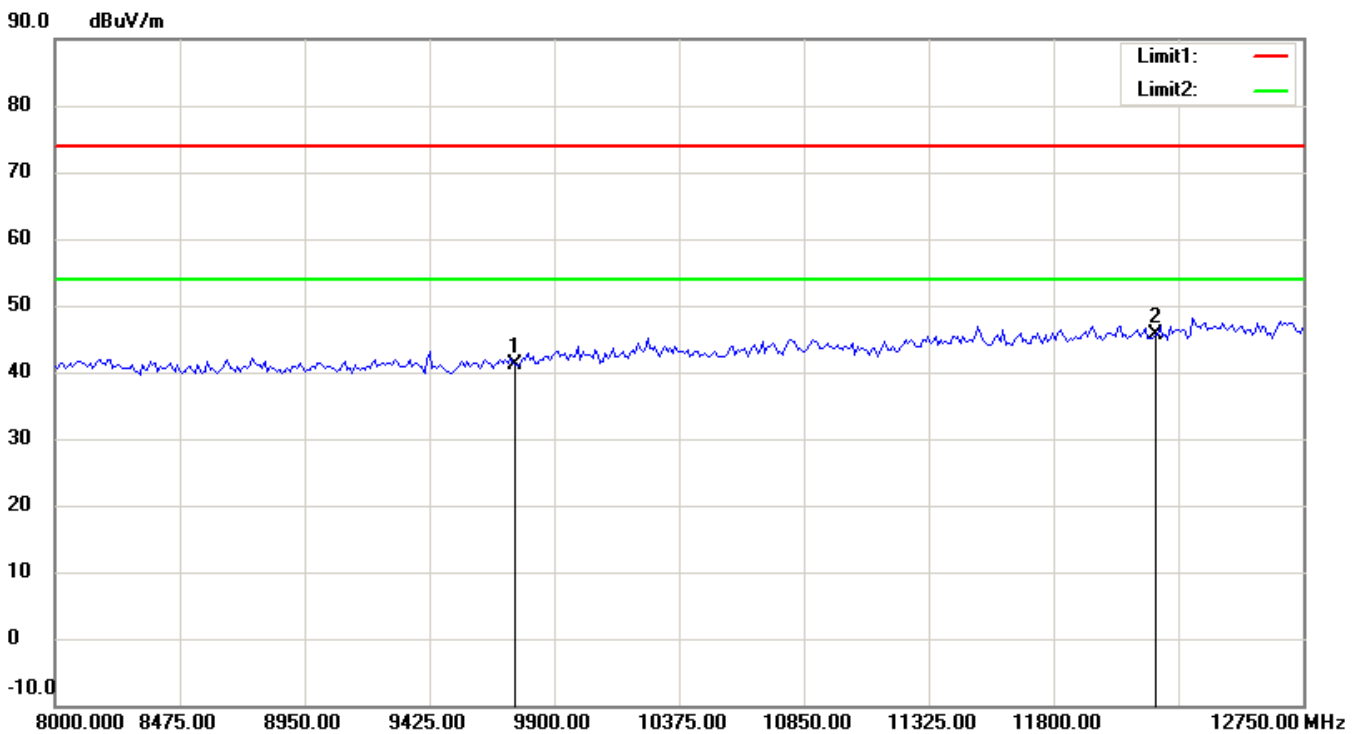
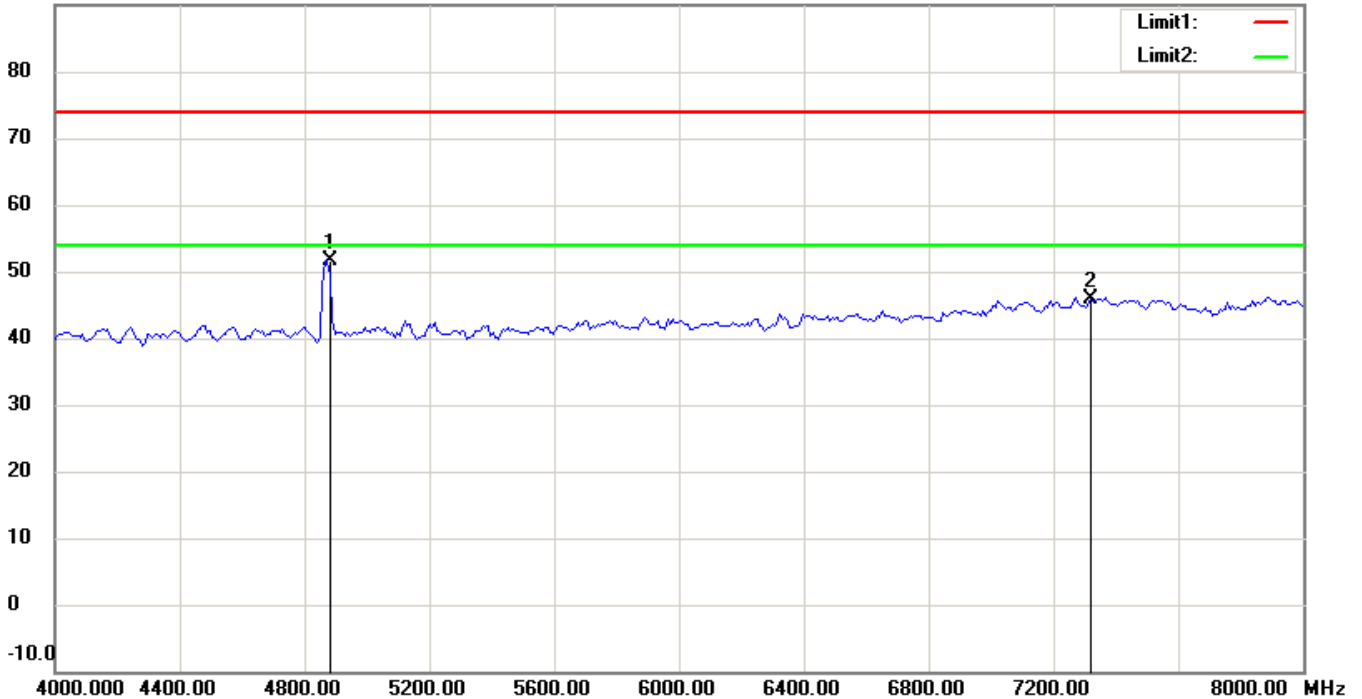
1. The attached measurement plots are preliminarily pre-scanned with peak detector for determining the final checking frequencies and are for reference only.
2. The some frequencies may exceed the limit line without the specified detectors, but that cannot present the results are failed to the specification of test standard.
3. For corrected test results are listed in the relevant table of radiated test data of this test report.



Registration number: W6M21208-12670-C-1

FCC ID: YV8-DA2131-V1

90.0 dBuV/m



Up Line: Peak Limit Line Down Line: Ave Limit Line

Note:

1. The attached measurement plots are preliminarily pre-scanned with peak detector for determining the final checking frequencies and are for reference only.
2. The some frequencies may exceed the limit line without the specified detectors, but that cannot present the results are failed to the specification of test standard.
3. For corrected test results are listed in the relevant table of radiated test data of this test report.

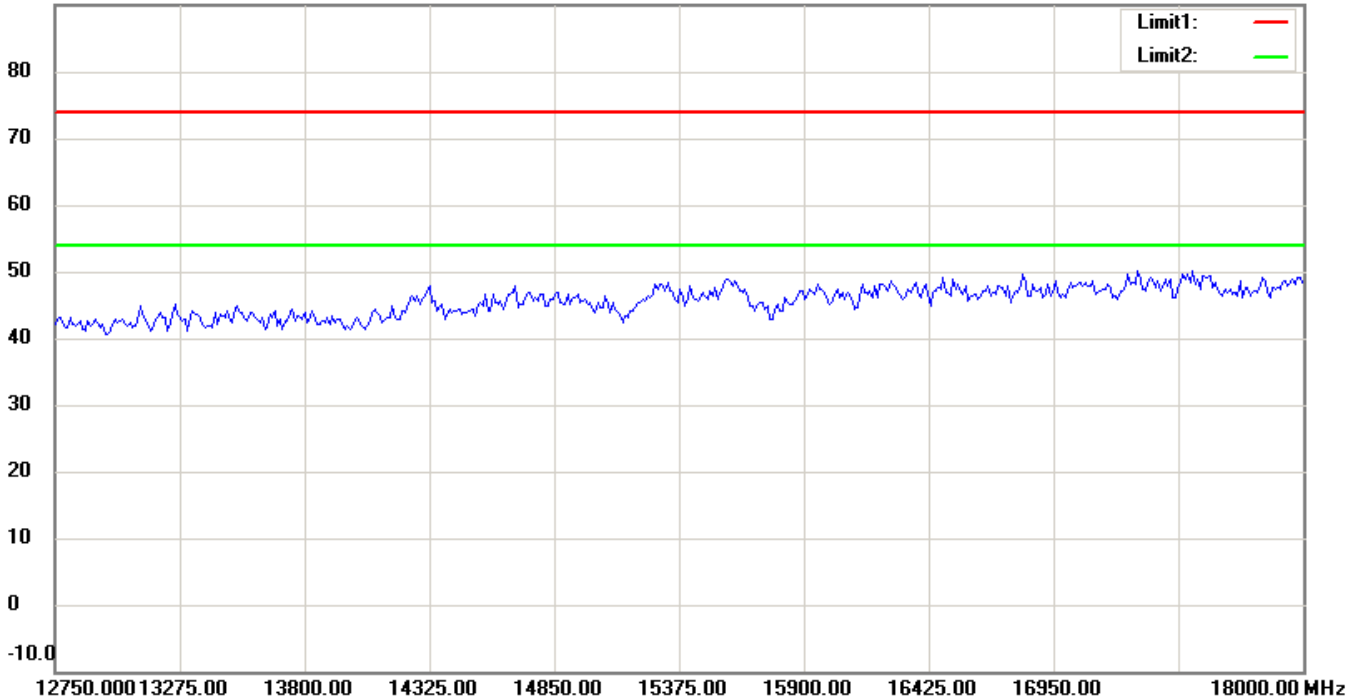


Worldwide Testing Services(Taiwan) Co., Ltd.

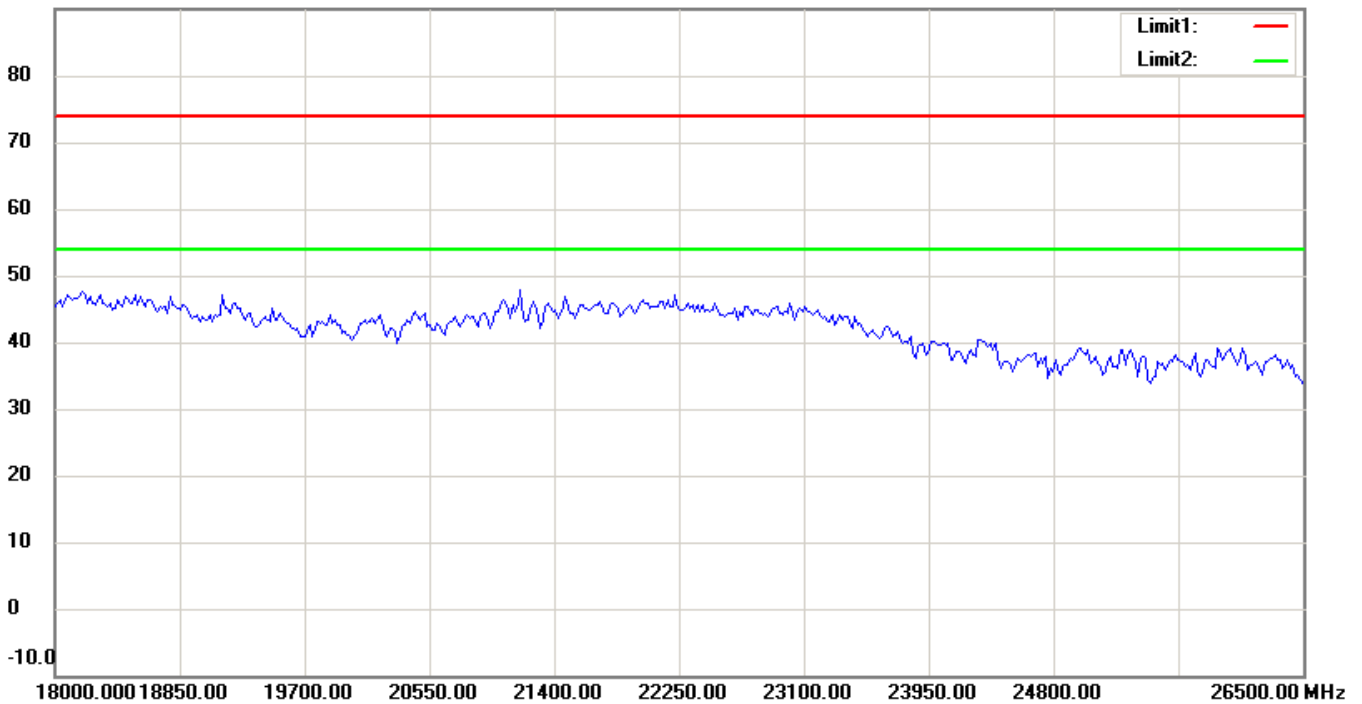
Registration number: W6M21208-12670-C-1

FCC ID: YV8-DA2131-V1

90.0 dBuV/m



90.0 dBuV/m



Up Line: Peak Limit Line Down Line: Ave Limit Line

Note:

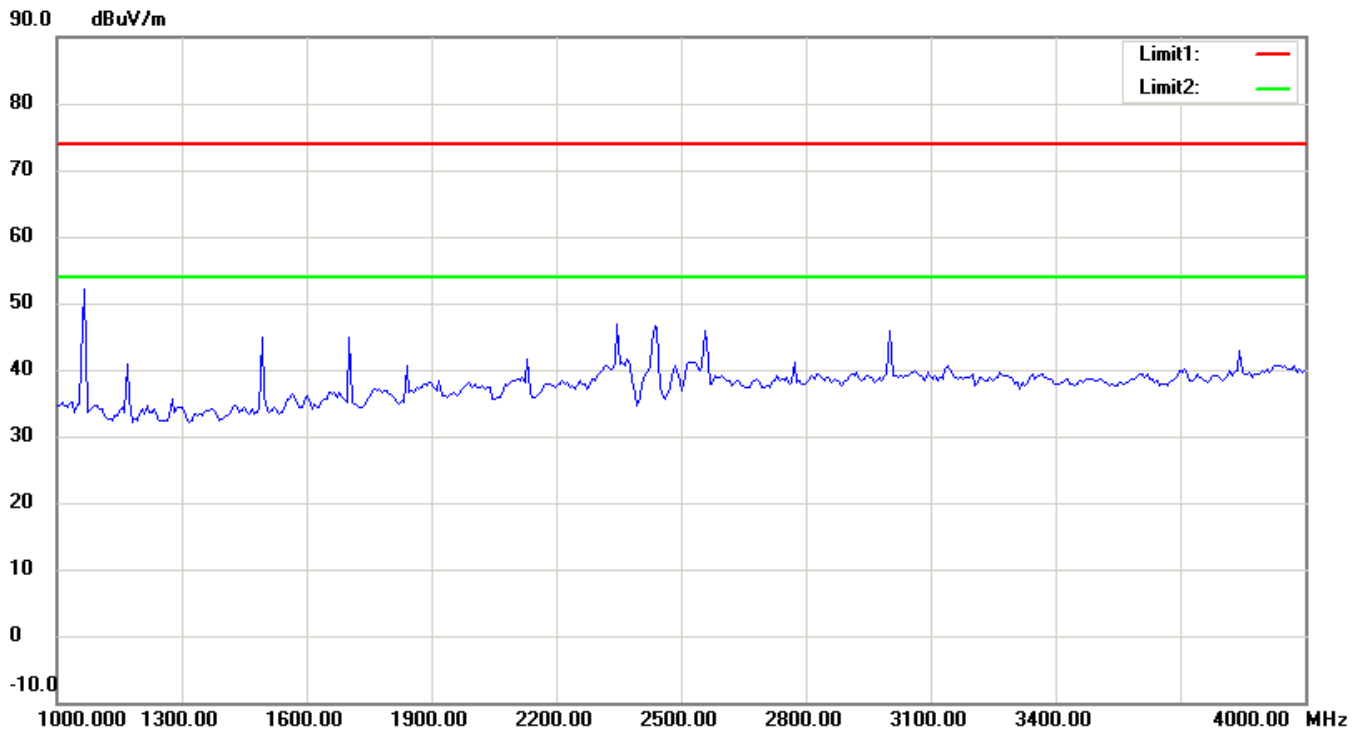
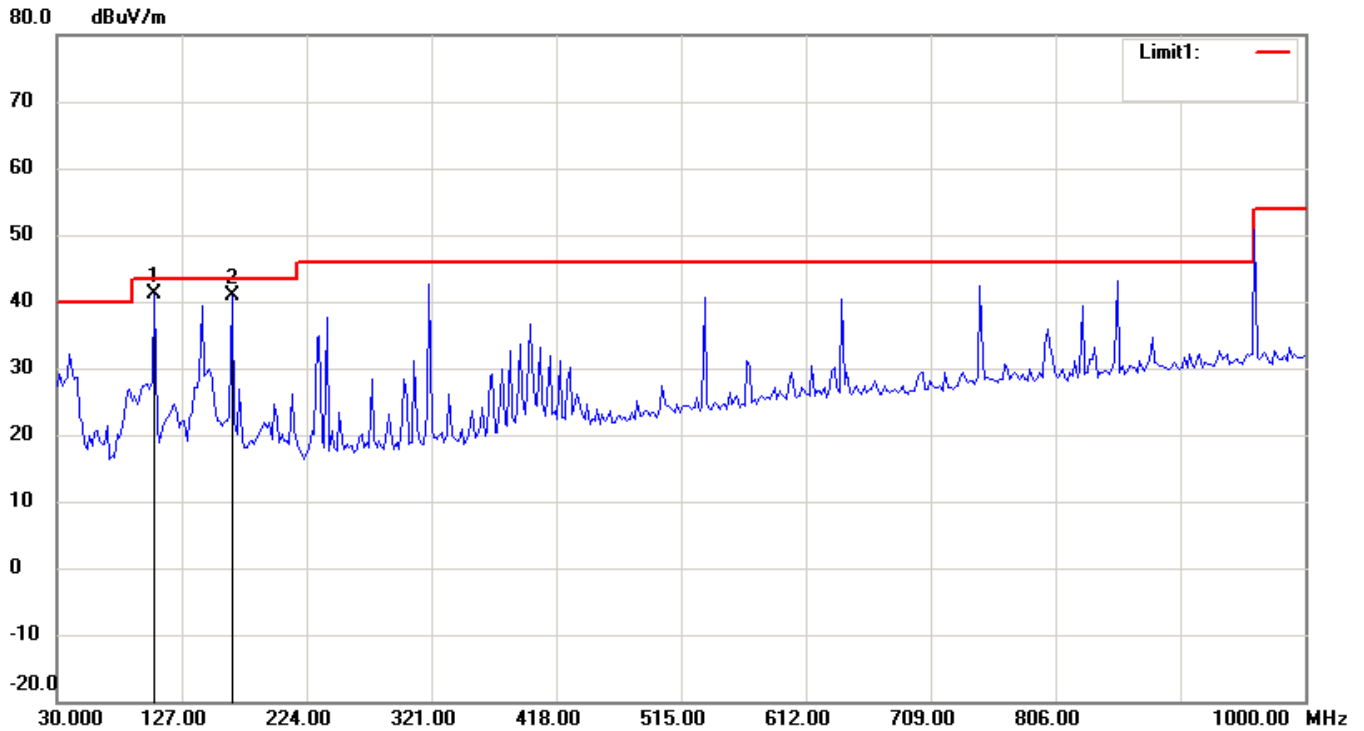
1. The attached measurement plots are preliminarily pre-scanned with peak detector for determining the final checking frequencies and are for reference only.
2. The some frequencies may exceed the limit line without the specified detectors, but that cannot present the results are failed to the specification of test standard.
3. For corrected test results are listed in the relevant table of radiated test data of this test report.



Registration number: W6M21208-12670-C-1

FCC ID: YV8-DA2131-V1

Antenna Polarization V



Up Line: Peak Limit Line Down Line: Ave Limit Line

Note:

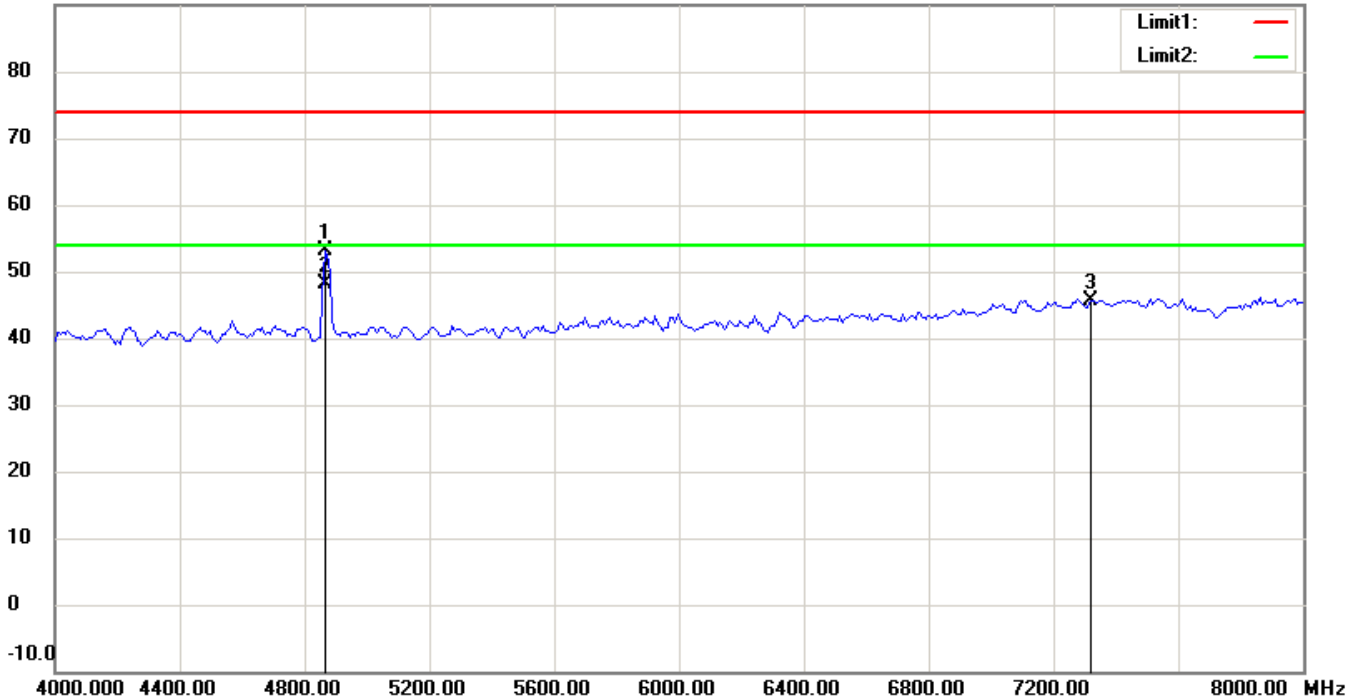
1. The attached measurement plots are preliminarily pre-scanned with peak detector for determining the final checking frequencies and are for reference only.
2. The some frequencies may exceed the limit line without the specified detectors, but that cannot present the results are failed to the specification of test standard.
3. For corrected test results are listed in the relevant table of radiated test data of this test report.



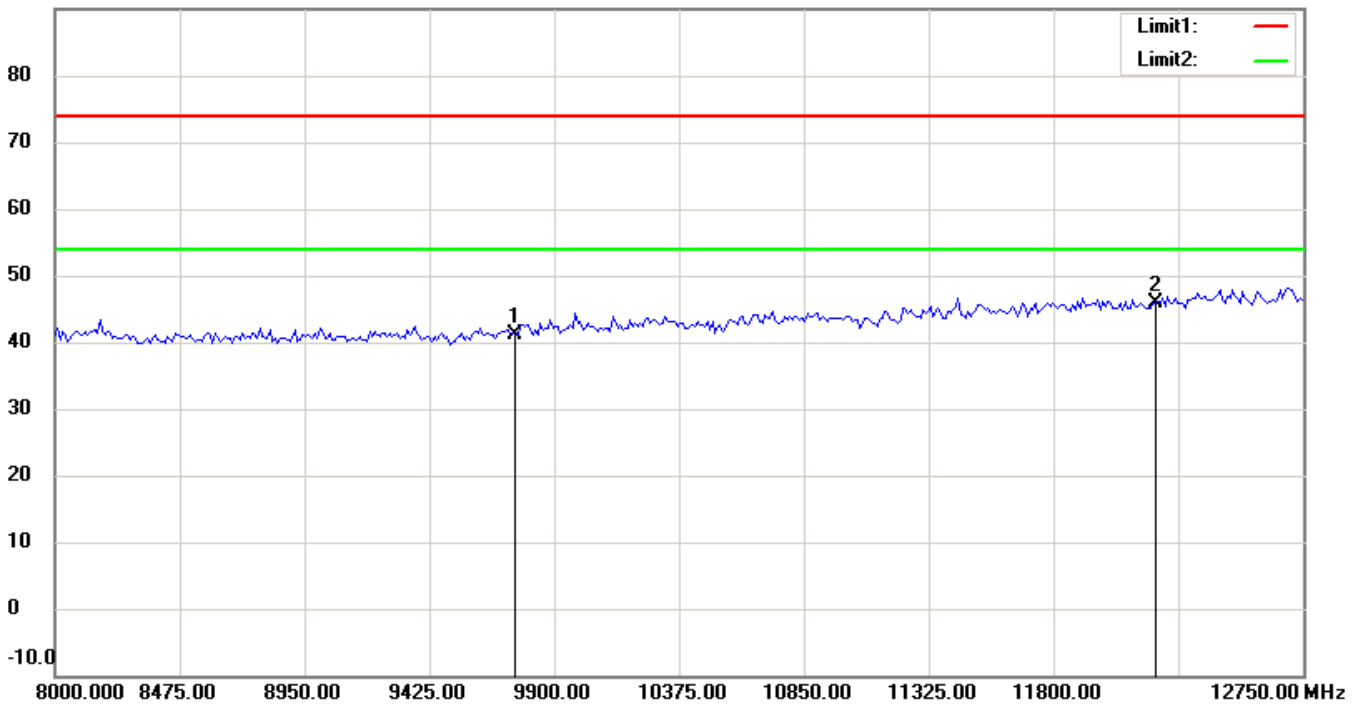
Registration number: W6M21208-12670-C-1

FCC ID: YV8-DA2131-V1

90.0 dBuV/m




90.0 dBuV/m



Up Line: Peak Limit Line Down Line: Ave Limit Line

Note:

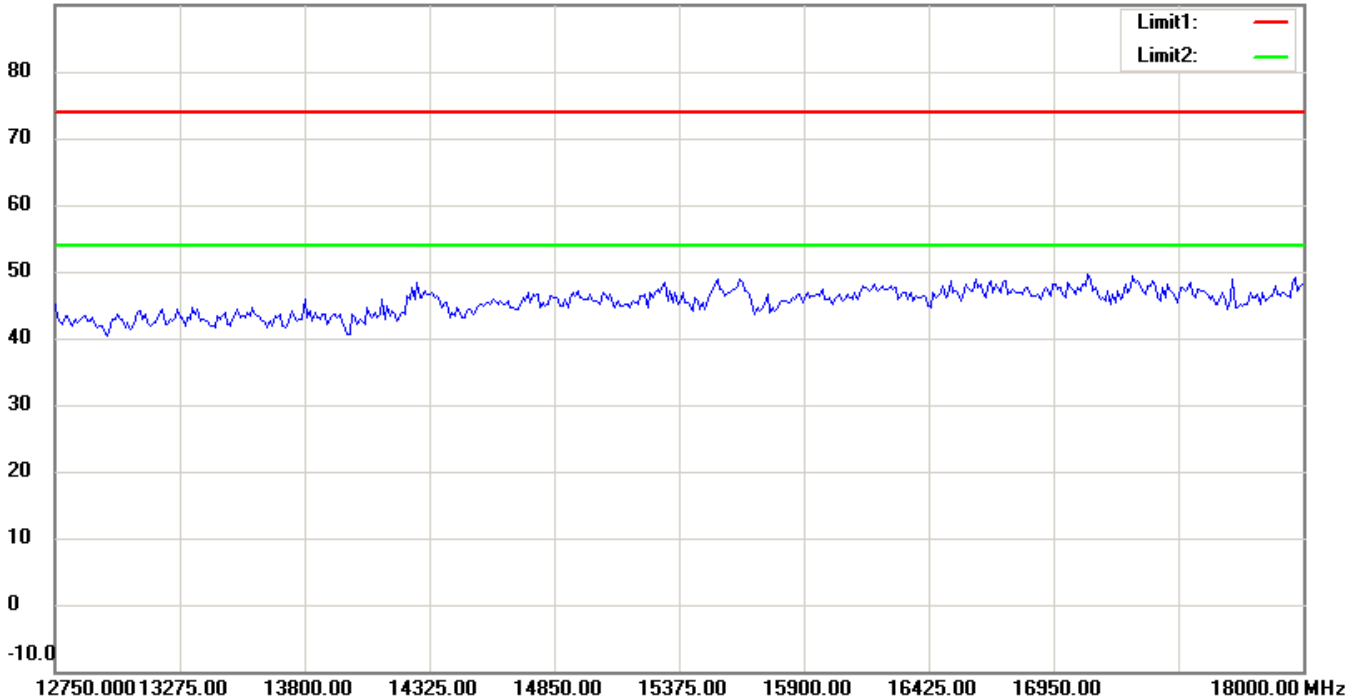
1. The attached measurement plots are preliminarily pre-scanned with peak detector for determining the final checking frequencies and are for reference only.
2. The some frequencies may exceed the limit line without the specified detectors, but that cannot present the results are failed to the specification of test standard.
3. For corrected test results are listed in the relevant table of radiated test data of this test report.



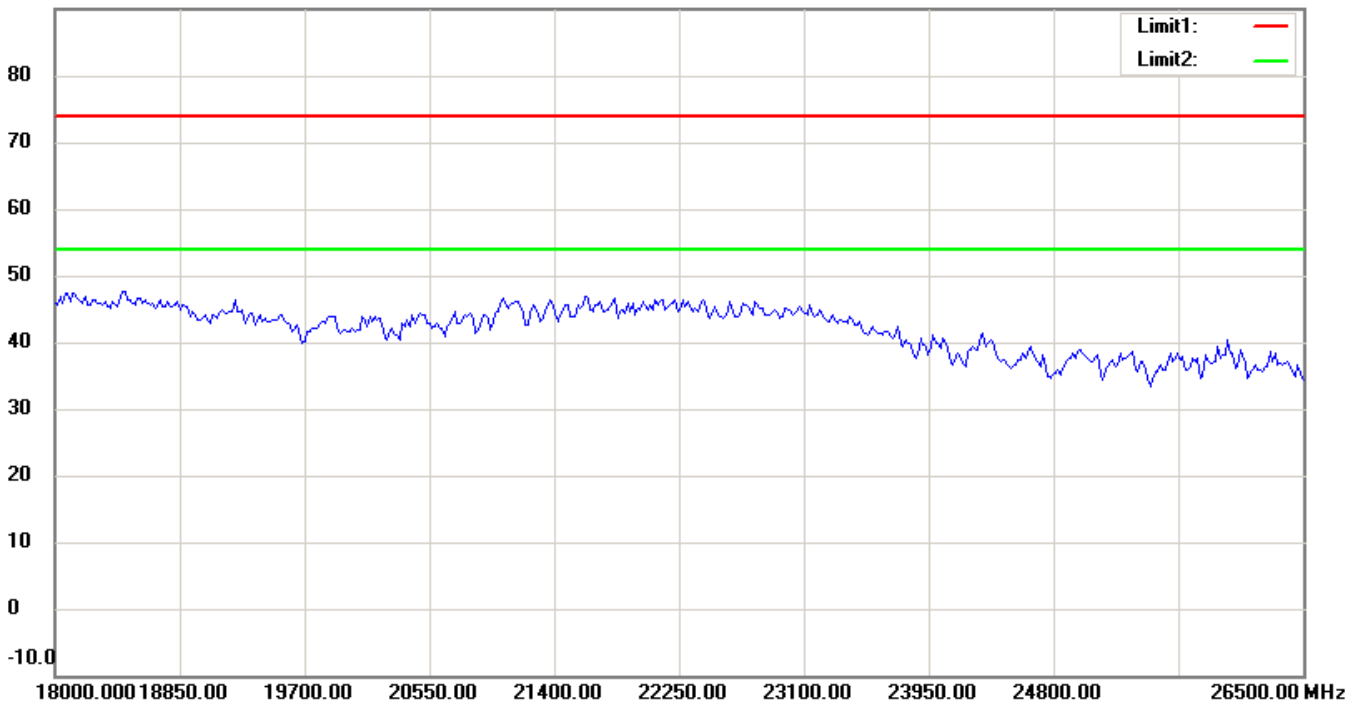
Registration number: W6M21208-12670-C-1

FCC ID: YV8-DA2131-V1

90.0 dBuV/m



90.0 dBuV/m



Up Line: Peak Limit Line Down Line: Ave Limit Line

Note:

1. The attached measurement plots are preliminarily pre-scanned with peak detector for determining the final checking frequencies and are for reference only.
2. The some frequencies may exceed the limit line without the specified detectors, but that cannot present the results are failed to the specification of test standard.
3. For corrected test results are listed in the relevant table of radiated test data of this test report.



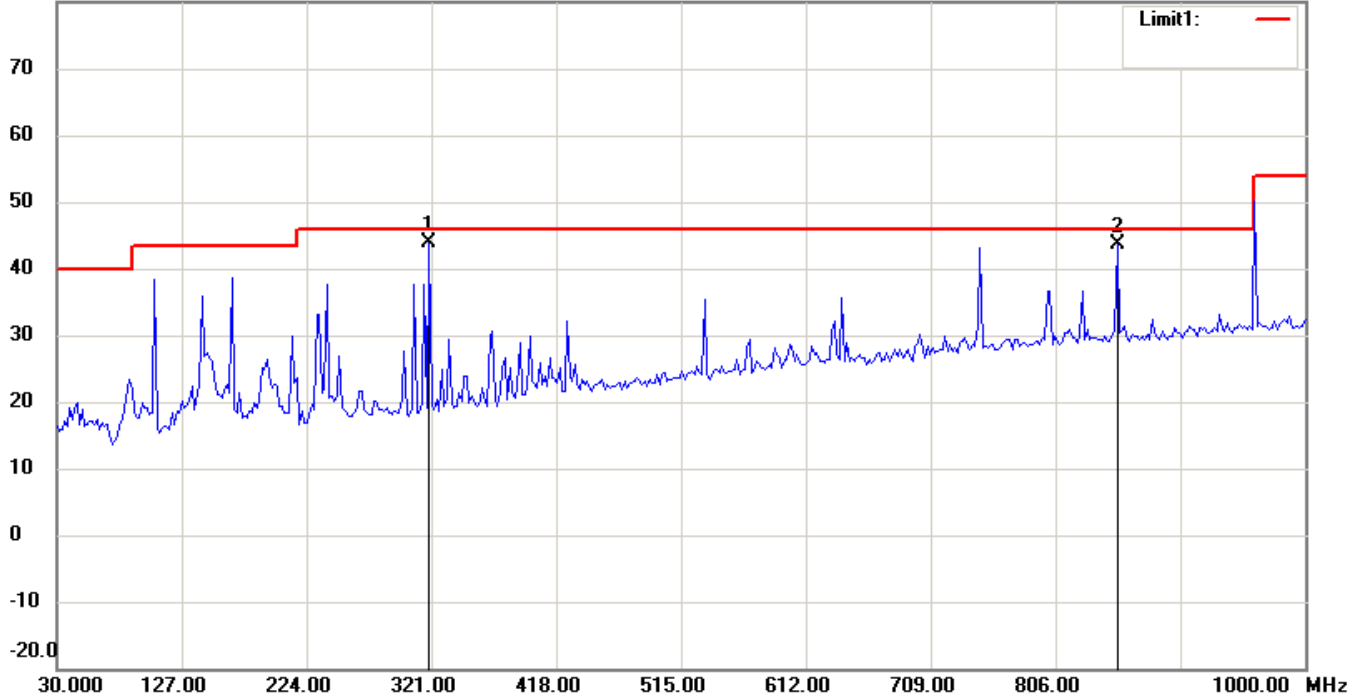
Registration number: W6M21208-12670-C-1

FCC ID: YV8-DA2131-V1

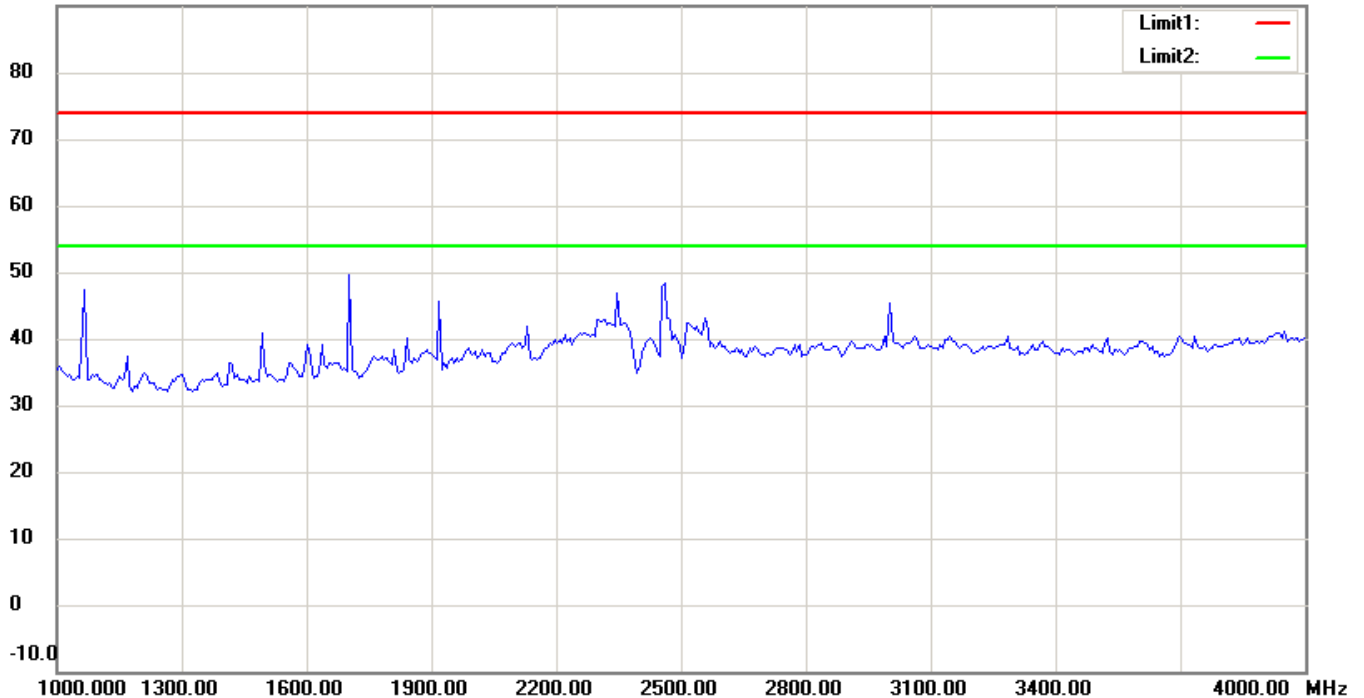
802.11n(20MHz) CH11

Antenna Polarization H

80.0 dBuV/m



90.0 dBuV/m



Up Line: Peak Limit Line Down Line: Ave Limit Line

Note:

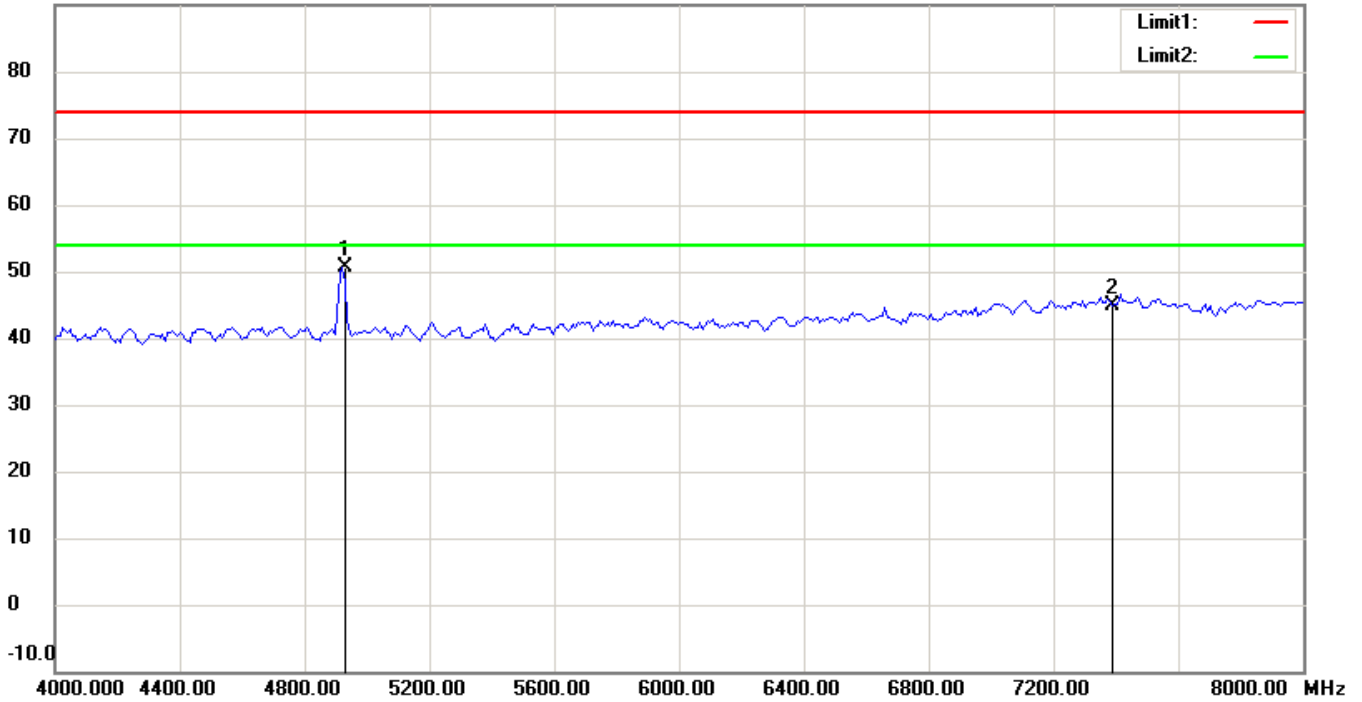
1. The attached measurement plots are preliminarily pre-scanned with peak detector for determining the final checking frequencies and are for reference only.
2. The some frequencies may exceed the limit line without the specified detectors, but that cannot present the results are failed to the specification of test standard.
3. For corrected test results are listed in the relevant table of radiated test data of this test report.



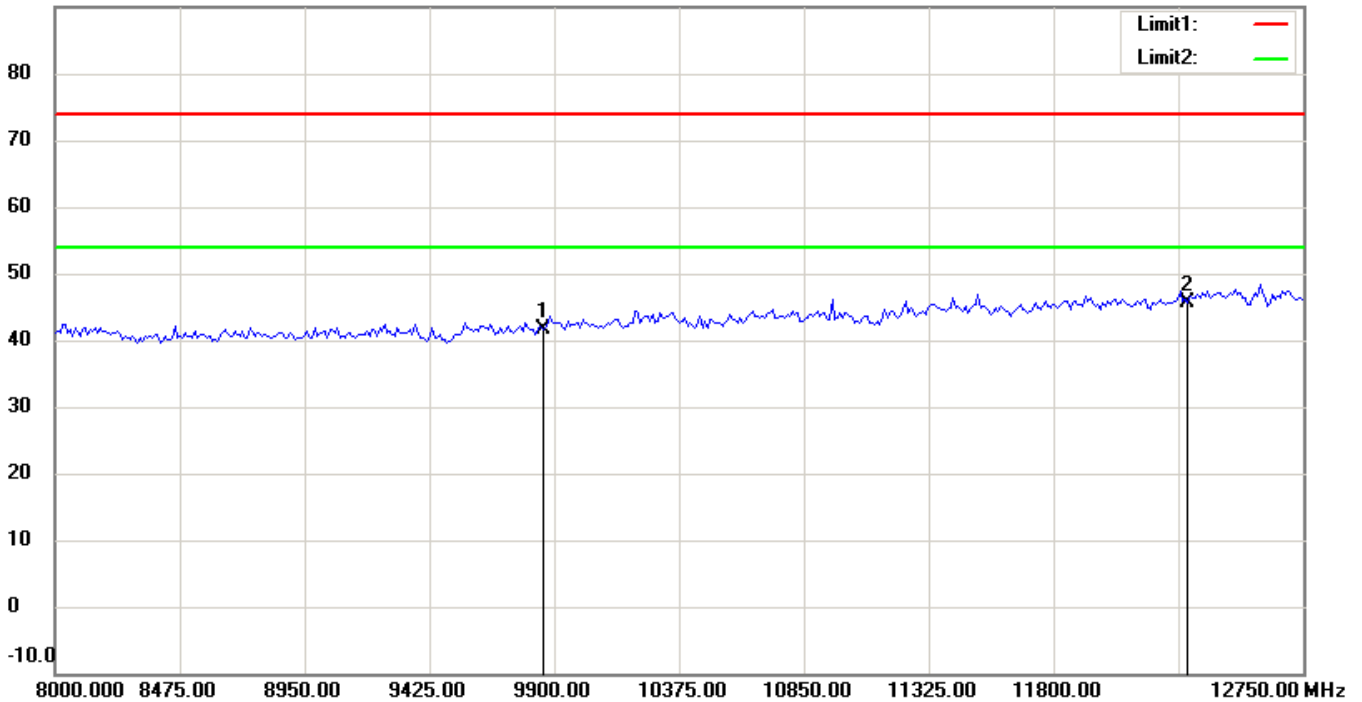
Registration number: W6M21208-12670-C-1

FCC ID: YV8-DA2131-V1

90.0 dBuV/m



90.0 dBuV/m



Up Line: Peak Limit Line Down Line: Ave Limit Line

Note:

1. The attached measurement plots are preliminarily pre-scanned with peak detector for determining the final checking frequencies and are for reference only.
2. The some frequencies may exceed the limit line without the specified detectors, but that cannot present the results are failed to the specification of test standard.
3. For corrected test results are listed in the relevant table of radiated test data of this test report.

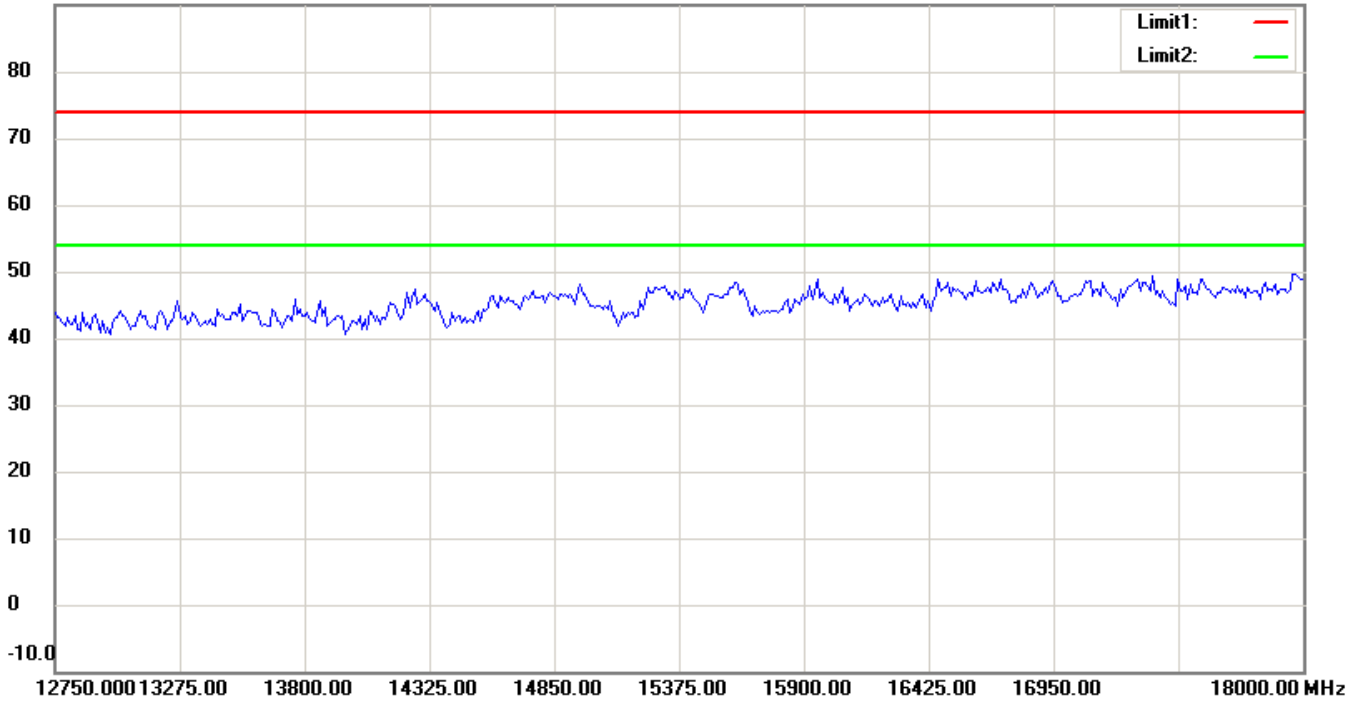


Worldwide Testing Services(Taiwan) Co., Ltd.

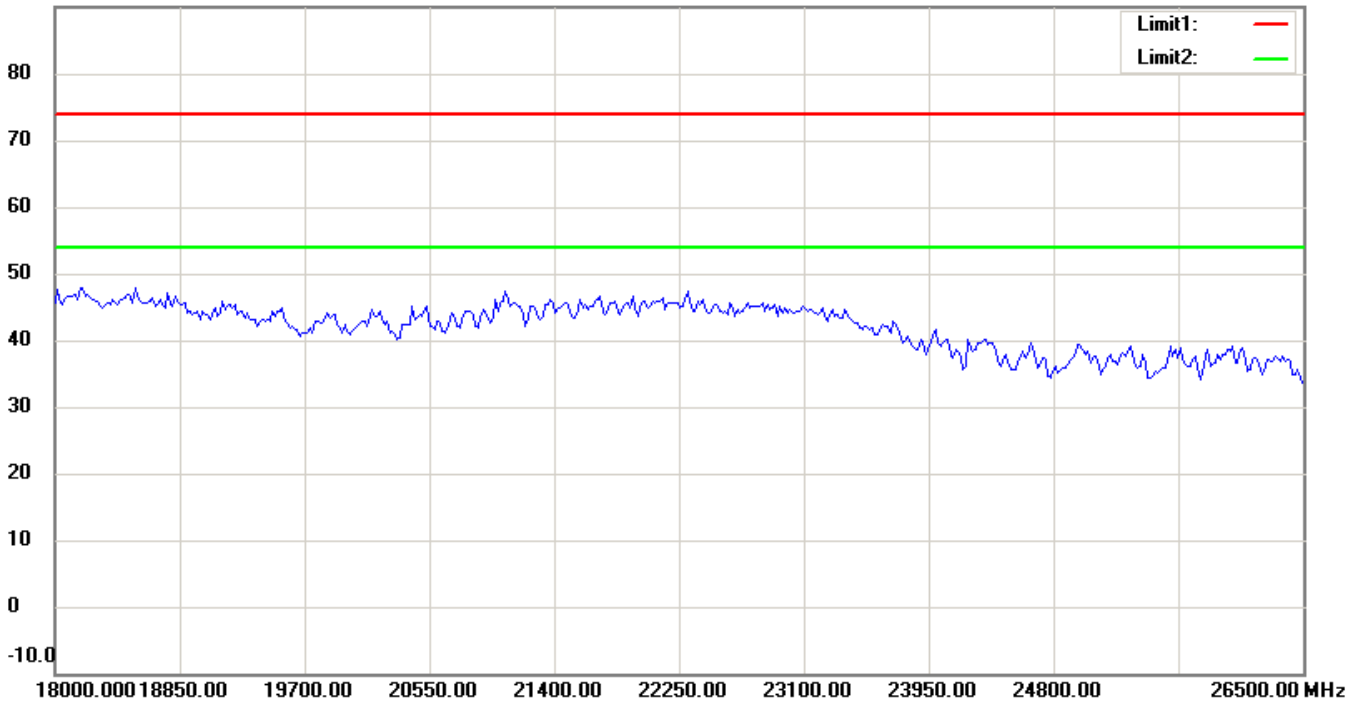
Registration number: W6M21208-12670-C-1

FCC ID: YV8-DA2131-V1

90.0 dBuV/m



90.0 dBuV/m



Up Line: Peak Limit Line Down Line: Ave Limit Line

Note:

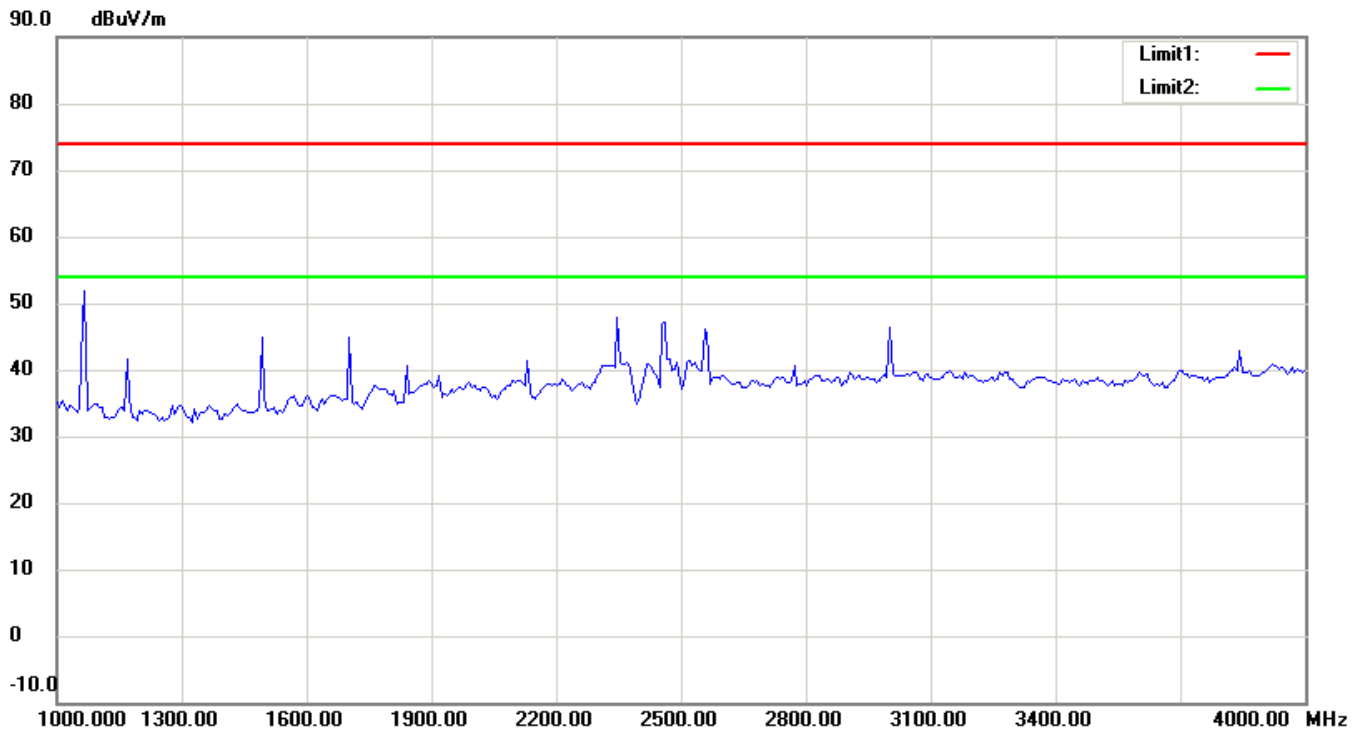
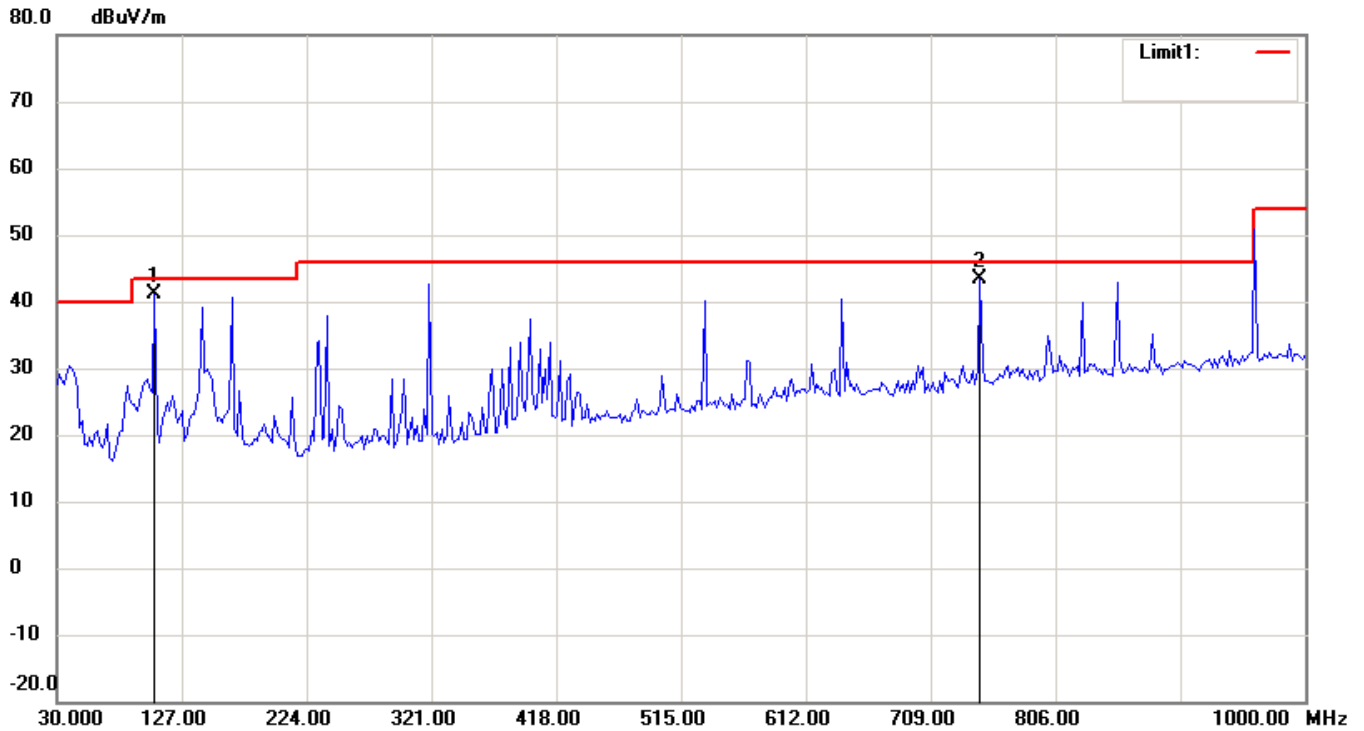
1. The attached measurement plots are preliminarily pre-scanned with peak detector for determining the final checking frequencies and are for reference only.
2. The some frequencies may exceed the limit line without the specified detectors, but that cannot present the results are failed to the specification of test standard.
3. For corrected test results are listed in the relevant table of radiated test data of this test report.



Registration number: W6M21208-12670-C-1

FCC ID: YV8-DA2131-V1

Antenna Polarization V



Up Line: Peak Limit Line Down Line: Ave Limit Line

Note:

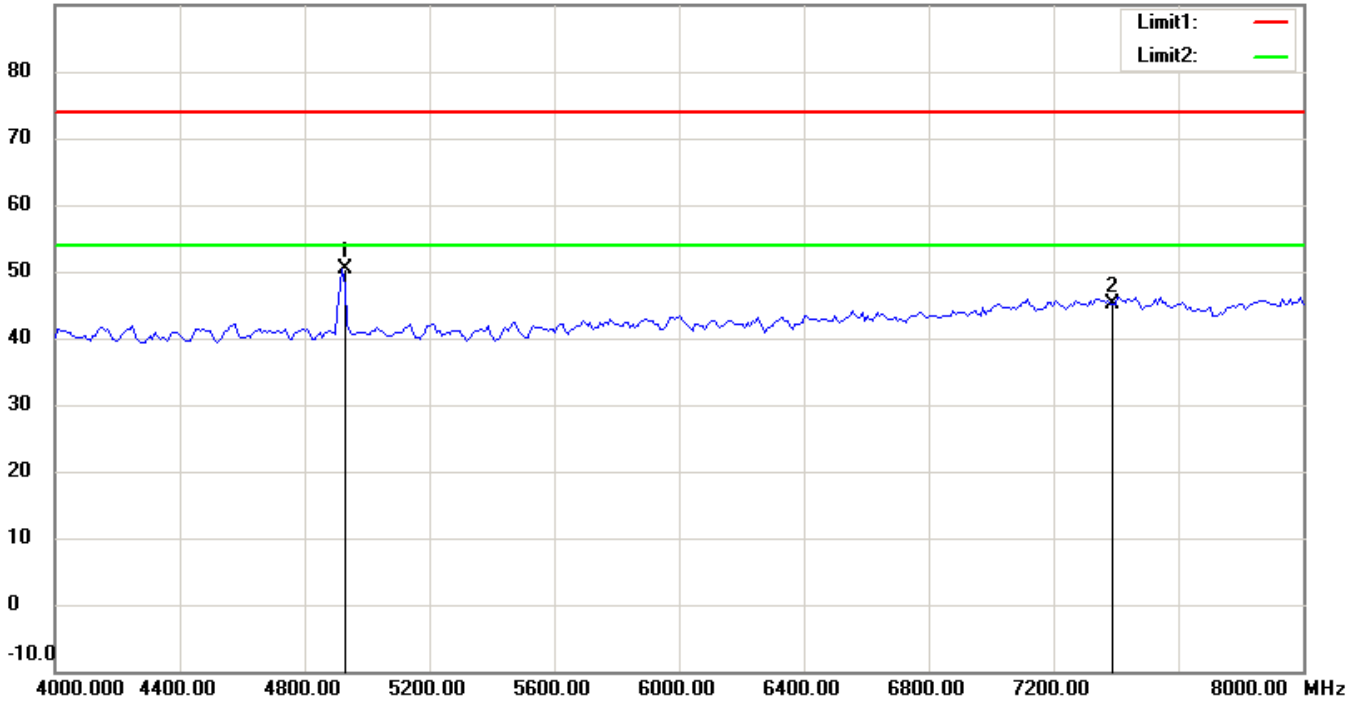
1. The attached measurement plots are preliminarily pre-scanned with peak detector for determining the final checking frequencies and are for reference only.
2. The some frequencies may exceed the limit line without the specified detectors, but that cannot present the results are failed to the specification of test standard.
3. For corrected test results are listed in the relevant table of radiated test data of this test report.



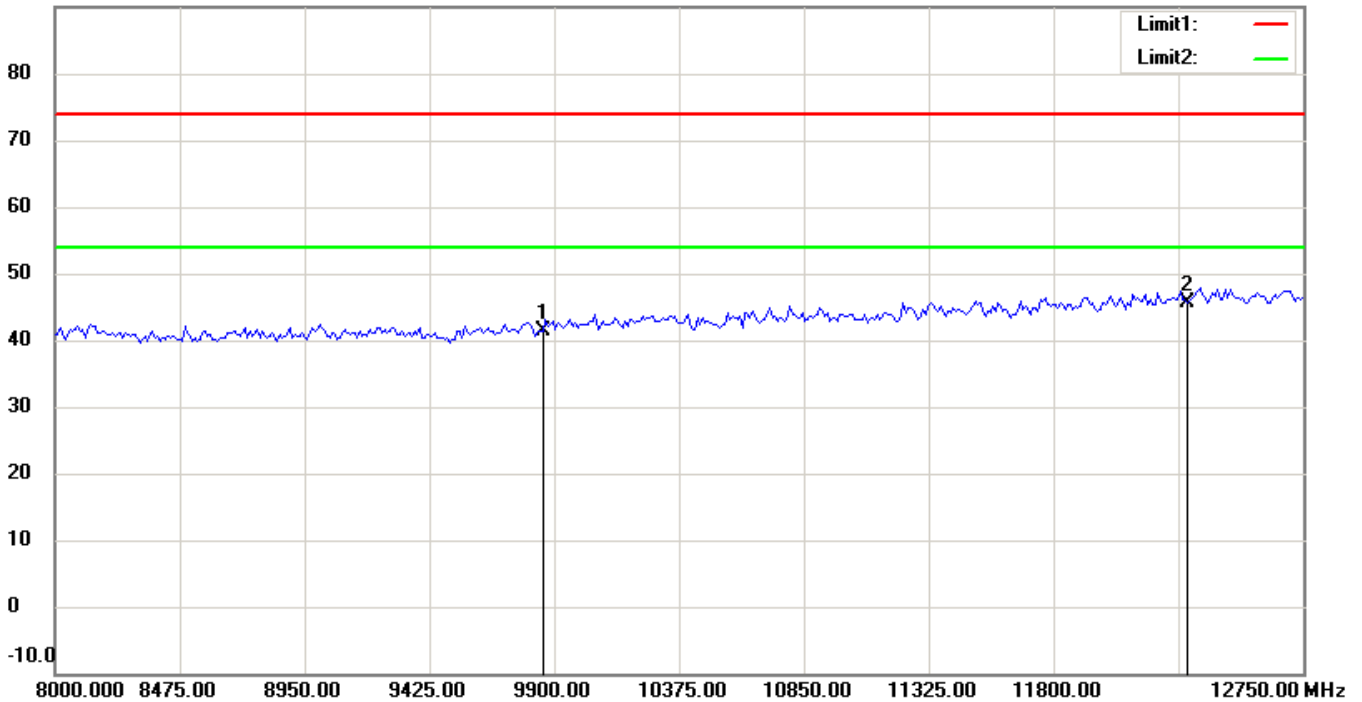
Registration number: W6M21208-12670-C-1

FCC ID: YV8-DA2131-V1

90.0 dBuV/m



90.0 dBuV/m



Up Line: Peak Limit Line Down Line: Ave Limit Line

Note:

1. The attached measurement plots are preliminarily pre-scanned with peak detector for determining the final checking frequencies and are for reference only.
2. The some frequencies may exceed the limit line without the specified detectors, but that cannot present the results are failed to the specification of test standard.
3. For corrected test results are listed in the relevant table of radiated test data of this test report.

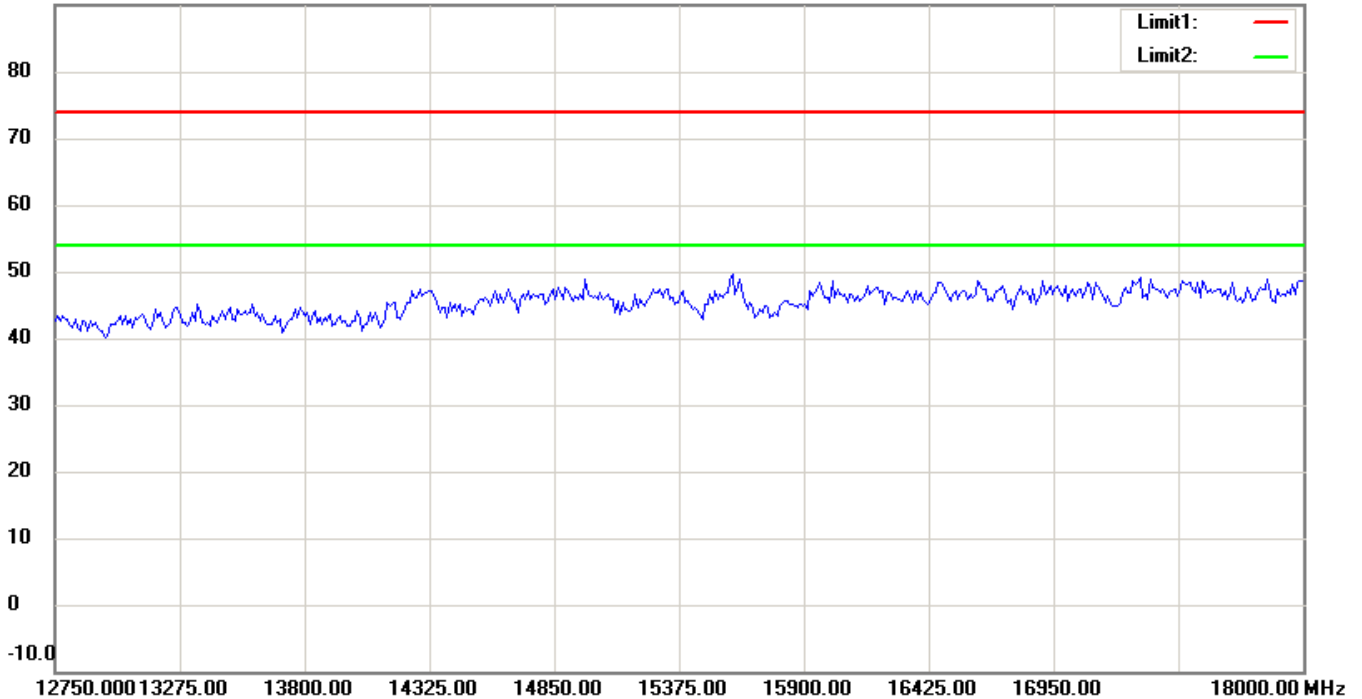


Worldwide Testing Services(Taiwan) Co., Ltd.

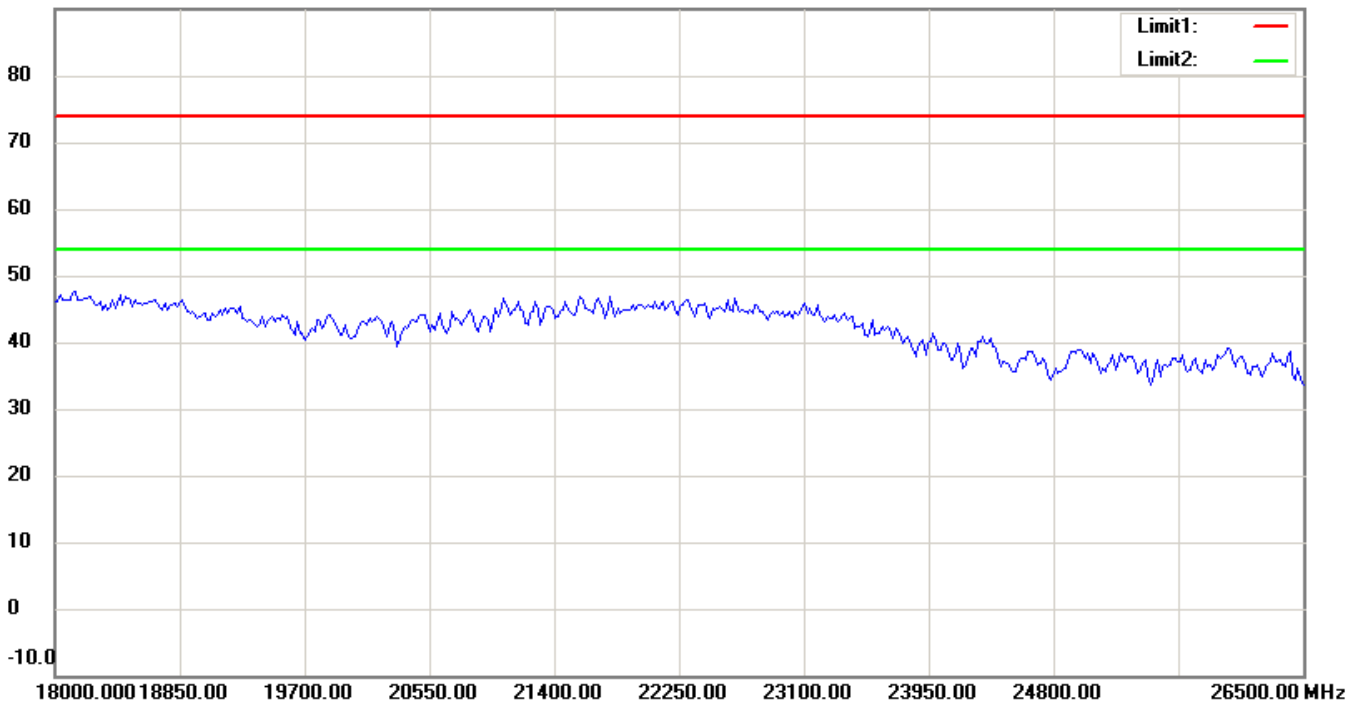
Registration number: W6M21208-12670-C-1

FCC ID: YV8-DA2131-V1

90.0 dBuV/m



90.0 dBuV/m



Up Line: Peak Limit Line Down Line: Ave Limit Line

Note:

1. The attached measurement plots are preliminarily pre-scanned with peak detector for determining the final checking frequencies and are for reference only.
2. The some frequencies may exceed the limit line without the specified detectors, but that cannot present the results are failed to the specification of test standard.
3. For corrected test results are listed in the relevant table of radiated test data of this test report.

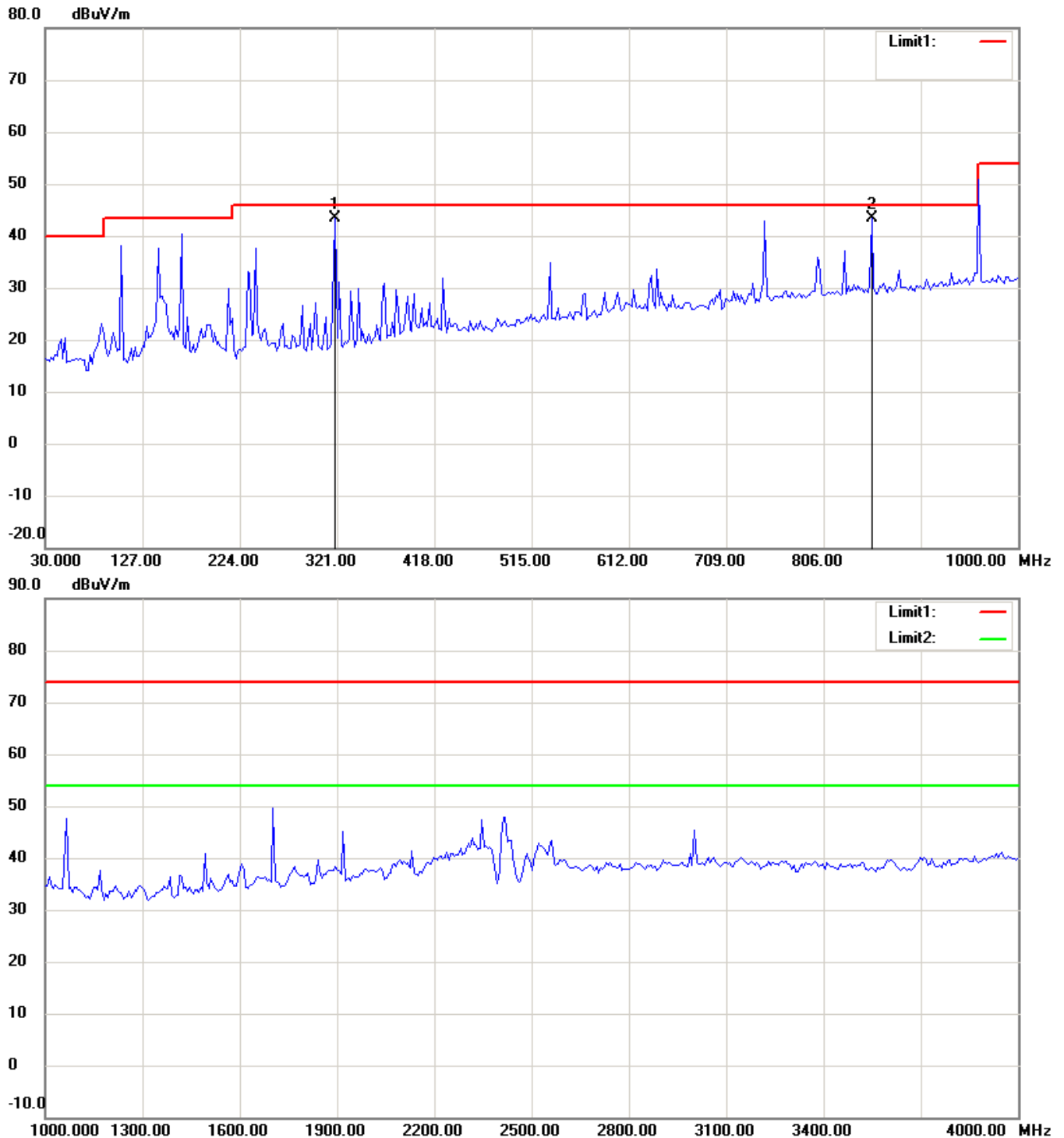


Registration number: W6M21208-12670-C-1

FCC ID: YV8-DA2131-V1

802.11n(40MHz) CH1

Antenna Polarization H



Up Line: Peak Limit Line Down Line: Ave Limit Line

Note:

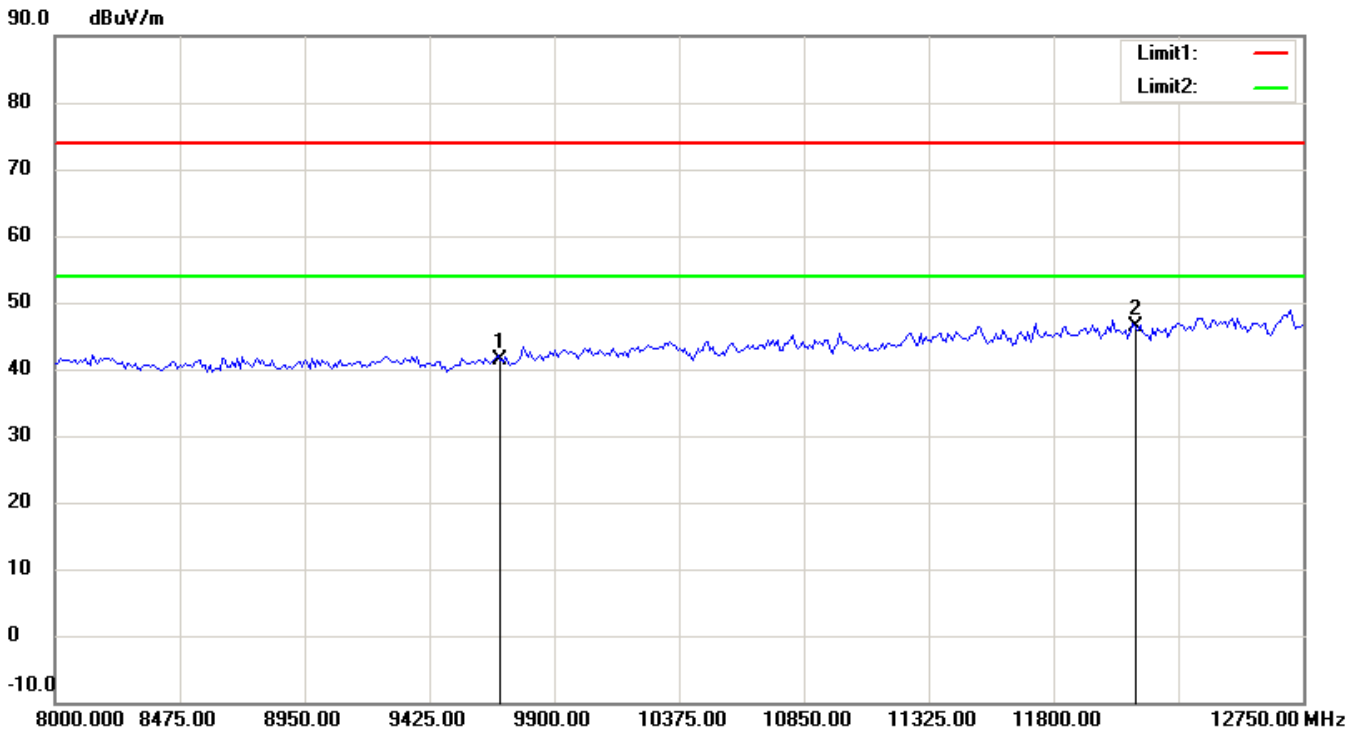
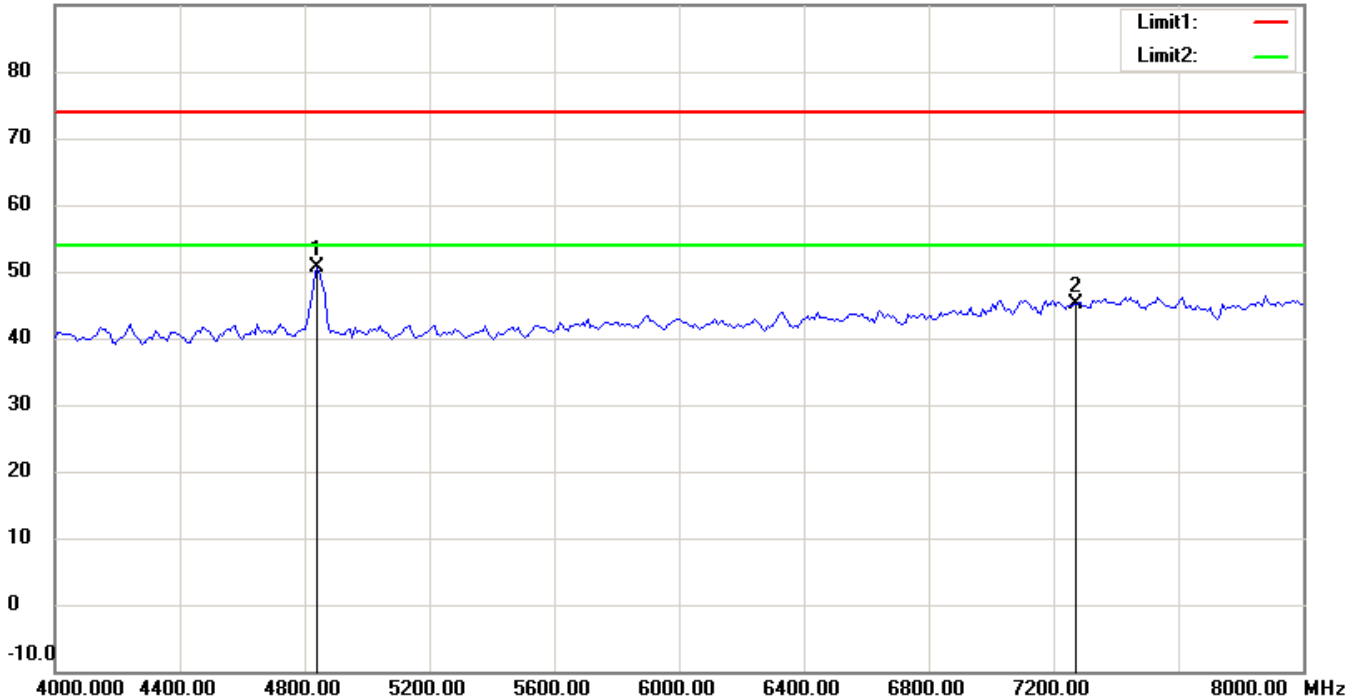
1. The attached measurement plots are preliminarily pre-scanned with peak detector for determining the final checking frequencies and are for reference only.
2. The some frequencies may exceed the limit line without the specified detectors, but that cannot present the results are failed to the specification of test standard.
3. For corrected test results are listed in the relevant table of radiated test data of this test report.



Registration number: W6M21208-12670-C-1

FCC ID: YV8-DA2131-V1

90.0 dBuV/m



Up Line: Peak Limit Line Down Line: Ave Limit Line

Note:

1. The attached measurement plots are preliminarily pre-scanned with peak detector for determining the final checking frequencies and are for reference only.
2. The some frequencies may exceed the limit line without the specified detectors, but that cannot present the results are failed to the specification of test standard.
3. For corrected test results are listed in the relevant table of radiated test data of this test report.

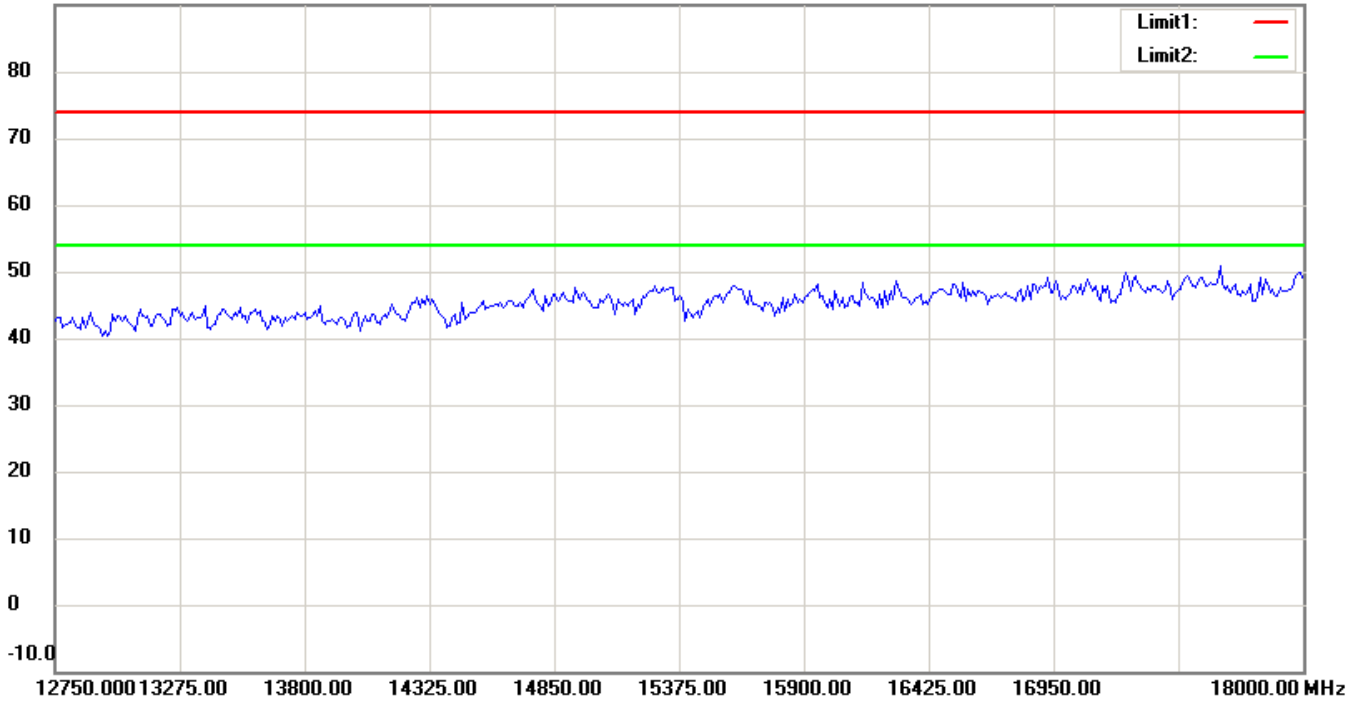


Worldwide Testing Services(Taiwan) Co., Ltd.

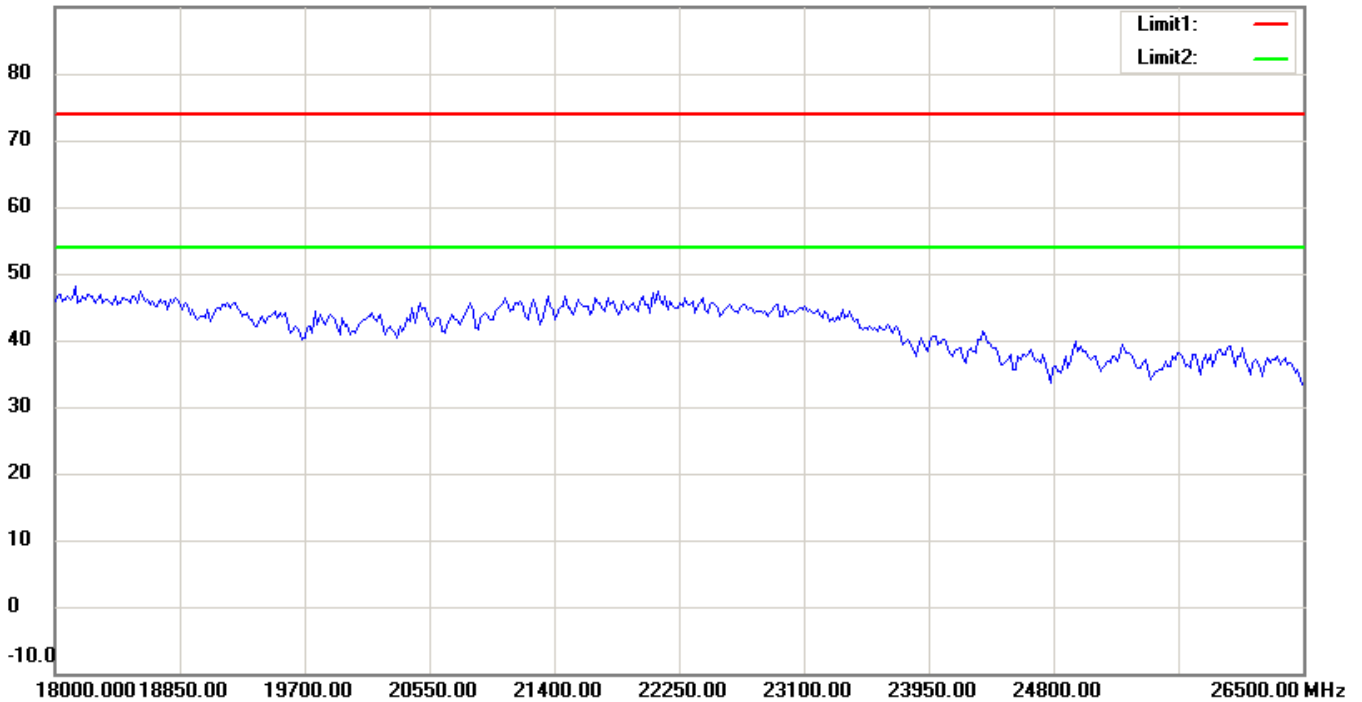
Registration number: W6M21208-12670-C-1

FCC ID: YV8-DA2131-V1

90.0 dBuV/m



90.0 dBuV/m



Up Line: Peak Limit Line Down Line: Ave Limit Line

Note:

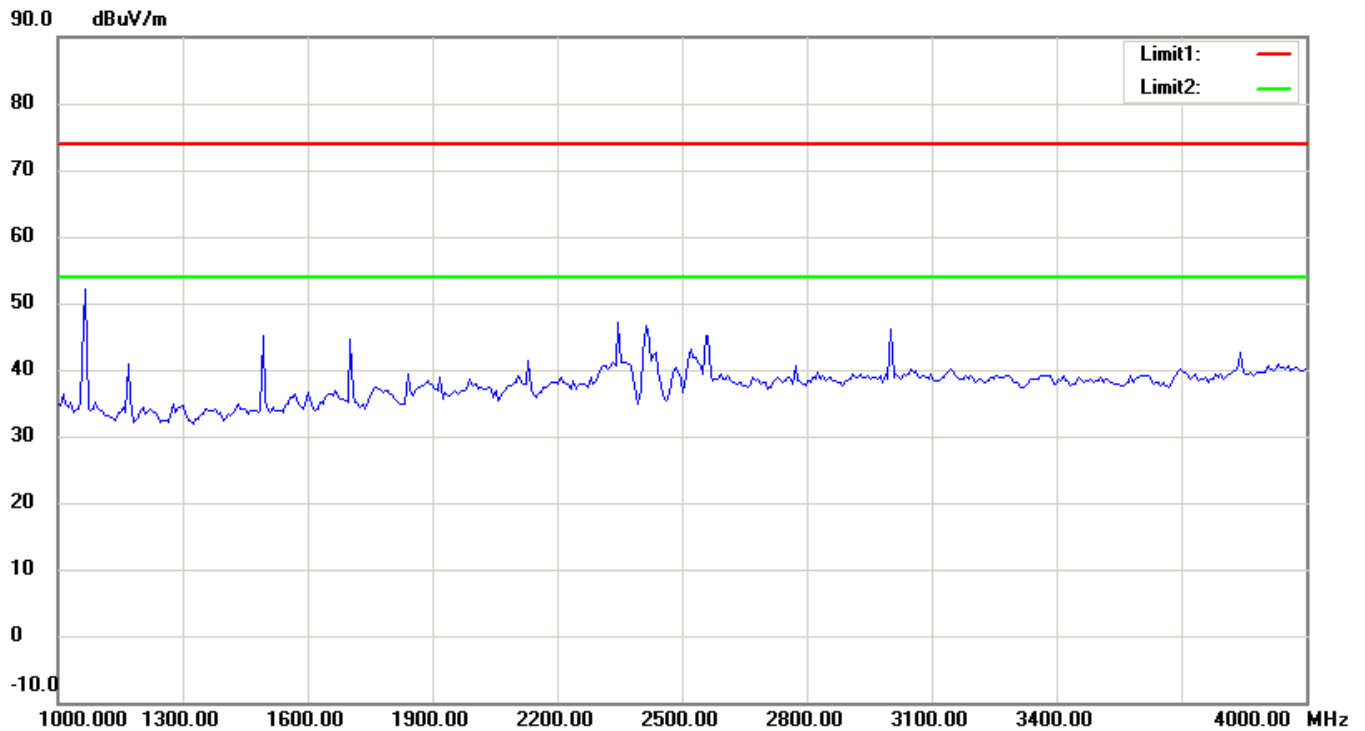
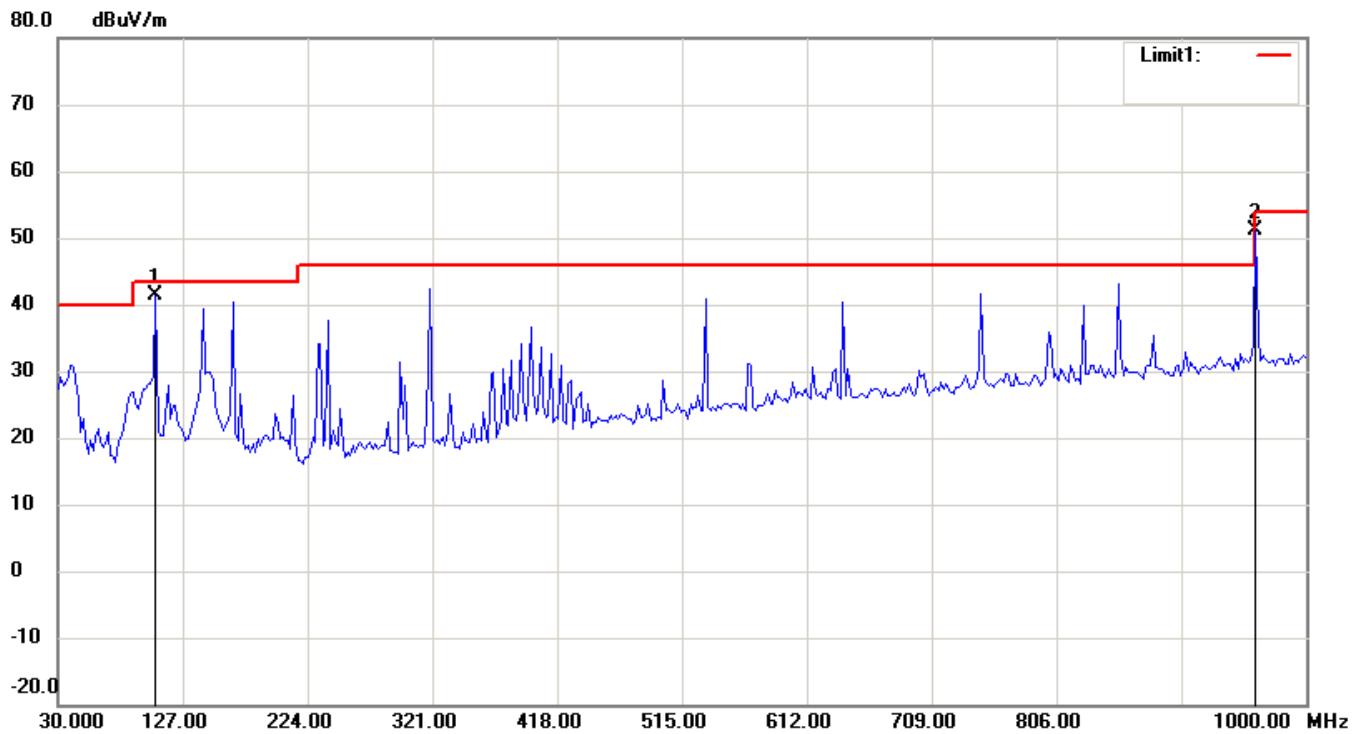
1. The attached measurement plots are preliminarily pre-scanned with peak detector for determining the final checking frequencies and are for reference only.
2. The some frequencies may exceed the limit line without the specified detectors, but that cannot present the results are failed to the specification of test standard.
3. For corrected test results are listed in the relevant table of radiated test data of this test report.



Registration number: W6M21208-12670-C-1

FCC ID: YV8-DA2131-V1

Antenna Polarization V



Up Line: Peak Limit Line Down Line: Ave Limit Line

Note:

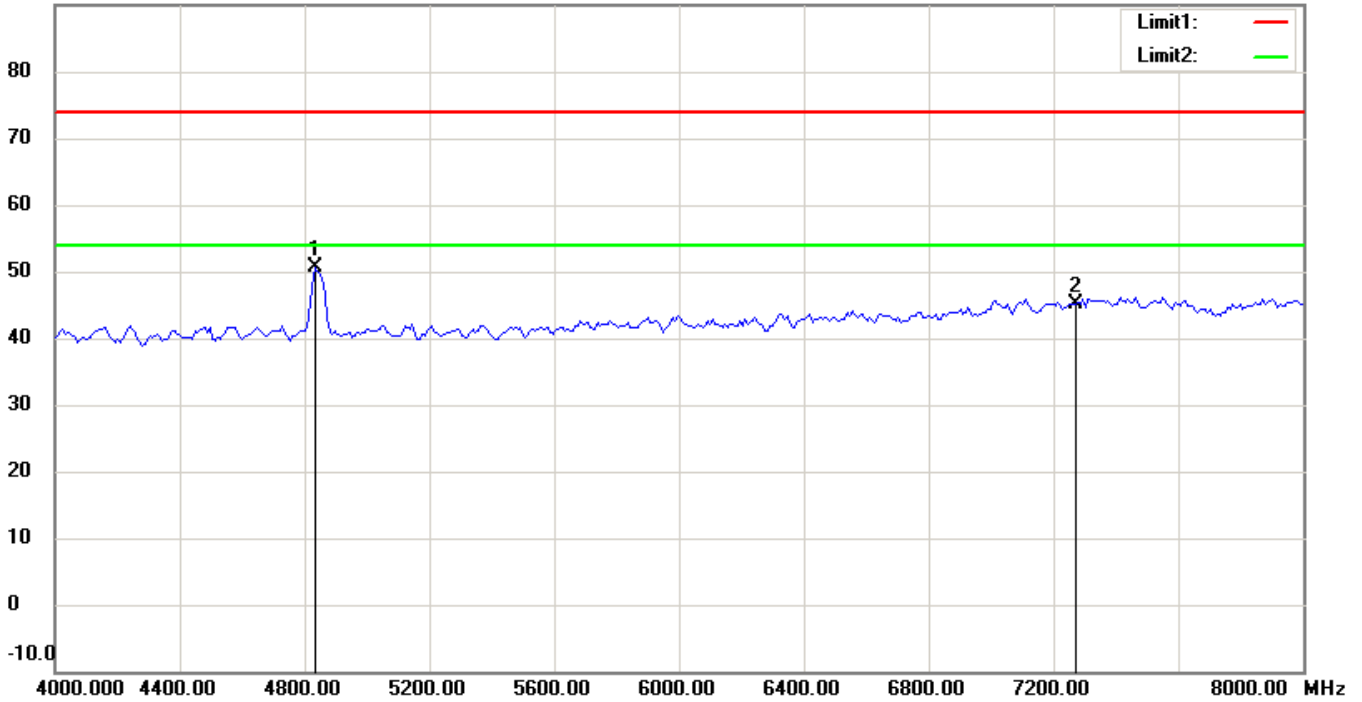
1. The attached measurement plots are preliminarily pre-scanned with peak detector for determining the final checking frequencies and are for reference only.
2. The some frequencies may exceed the limit line without the specified detectors, but that cannot present the results are failed to the specification of test standard.
3. For corrected test results are listed in the relevant table of radiated test data of this test report.



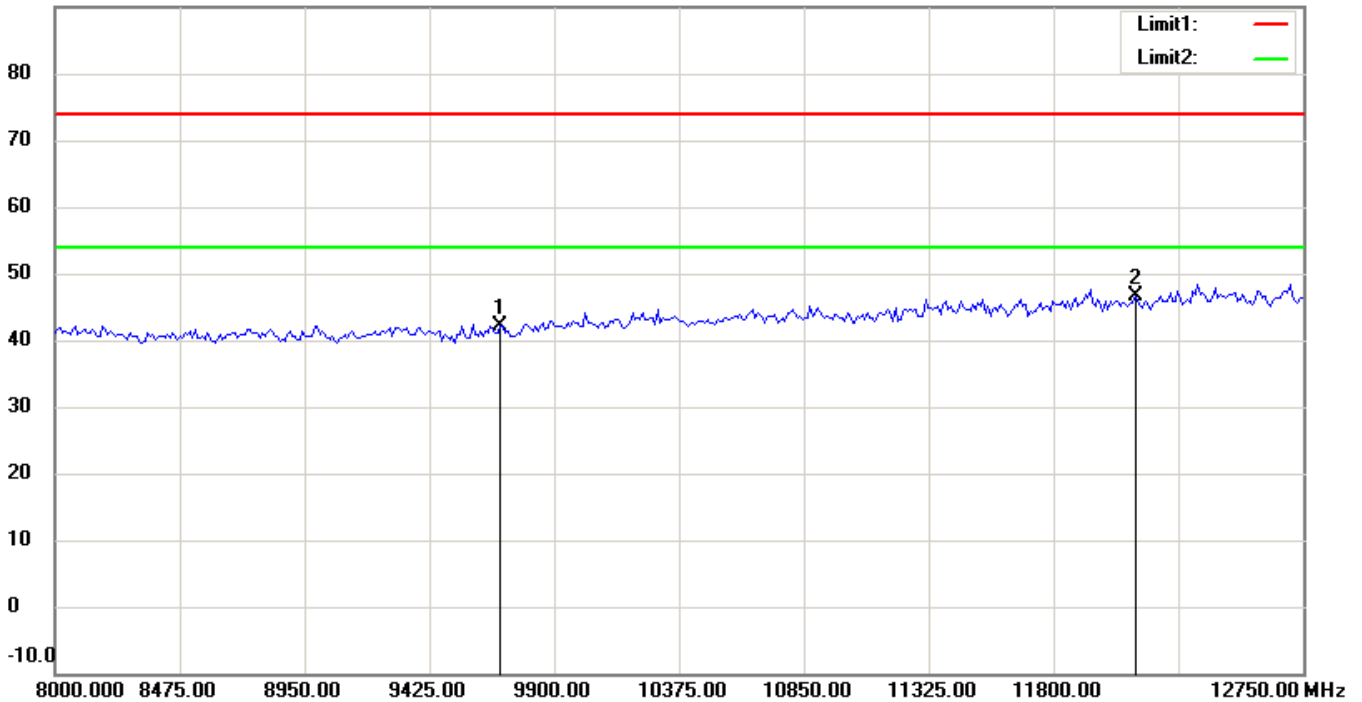
Registration number: W6M21208-12670-C-1

FCC ID: YV8-DA2131-V1

90.0 dBuV/m



90.0 dBuV/m



Up Line: Peak Limit Line Down Line: Ave Limit Line

Note:

1. The attached measurement plots are preliminarily pre-scanned with peak detector for determining the final checking frequencies and are for reference only.
2. The some frequencies may exceed the limit line without the specified detectors, but that cannot present the results are failed to the specification of test standard.
3. For corrected test results are listed in the relevant table of radiated test data of this test report.

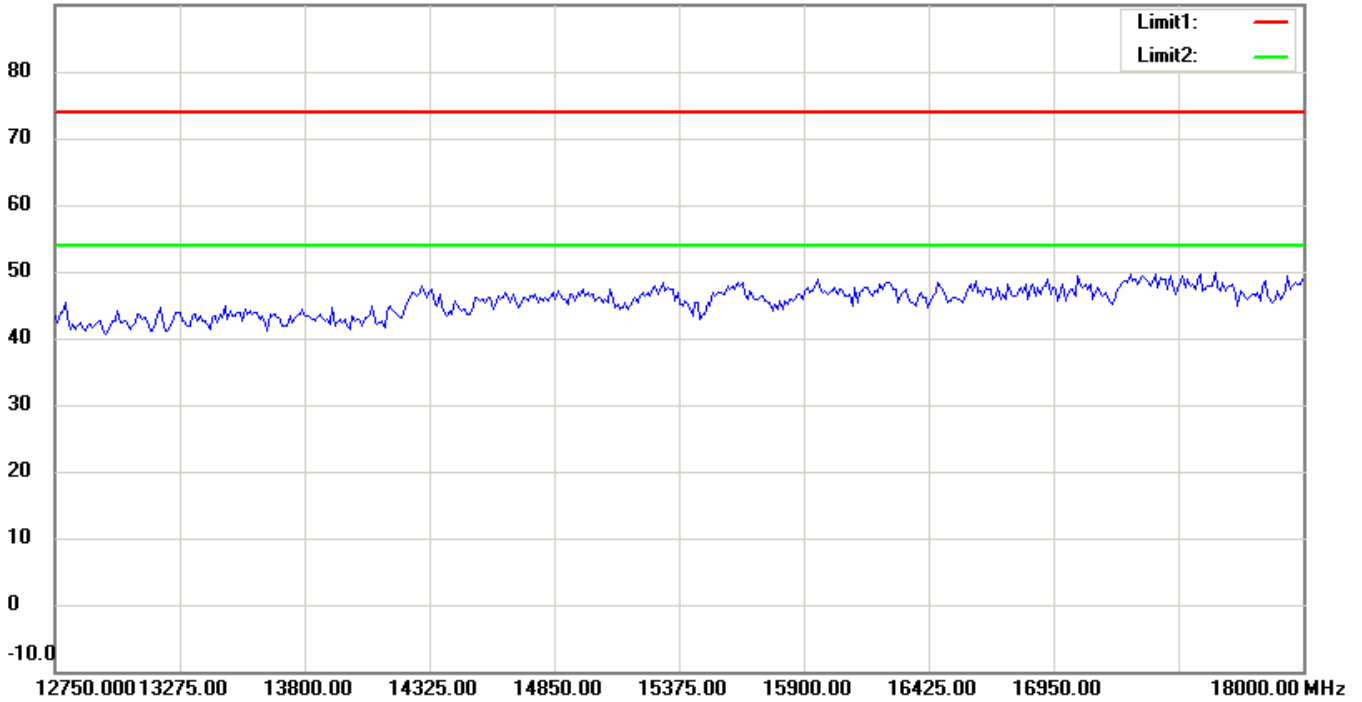


Worldwide Testing Services(Taiwan) Co., Ltd.

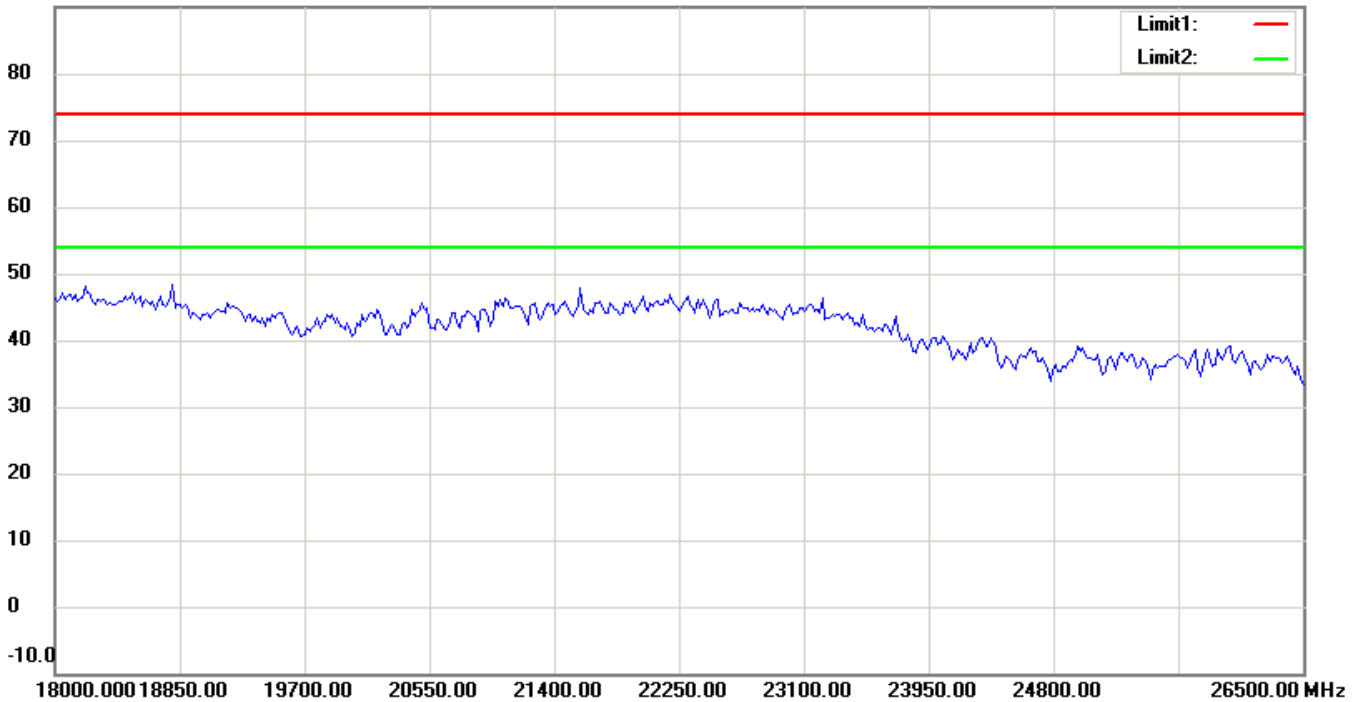
Registration number: W6M21208-12670-C-1

FCC ID: YV8-DA2131-V1

90.0 dBuV/m



90.0 dBuV/m



Up Line: Peak Limit Line Down Line: Ave Limit Line

Note:

1. The attached measurement plots are preliminarily pre-scanned with peak detector for determining the final checking frequencies and are for reference only.
2. The some frequencies may exceed the limit line without the specified detectors, but that cannot present the results are failed to the specification of test standard.
3. For corrected test results are listed in the relevant table of radiated test data of this test report.

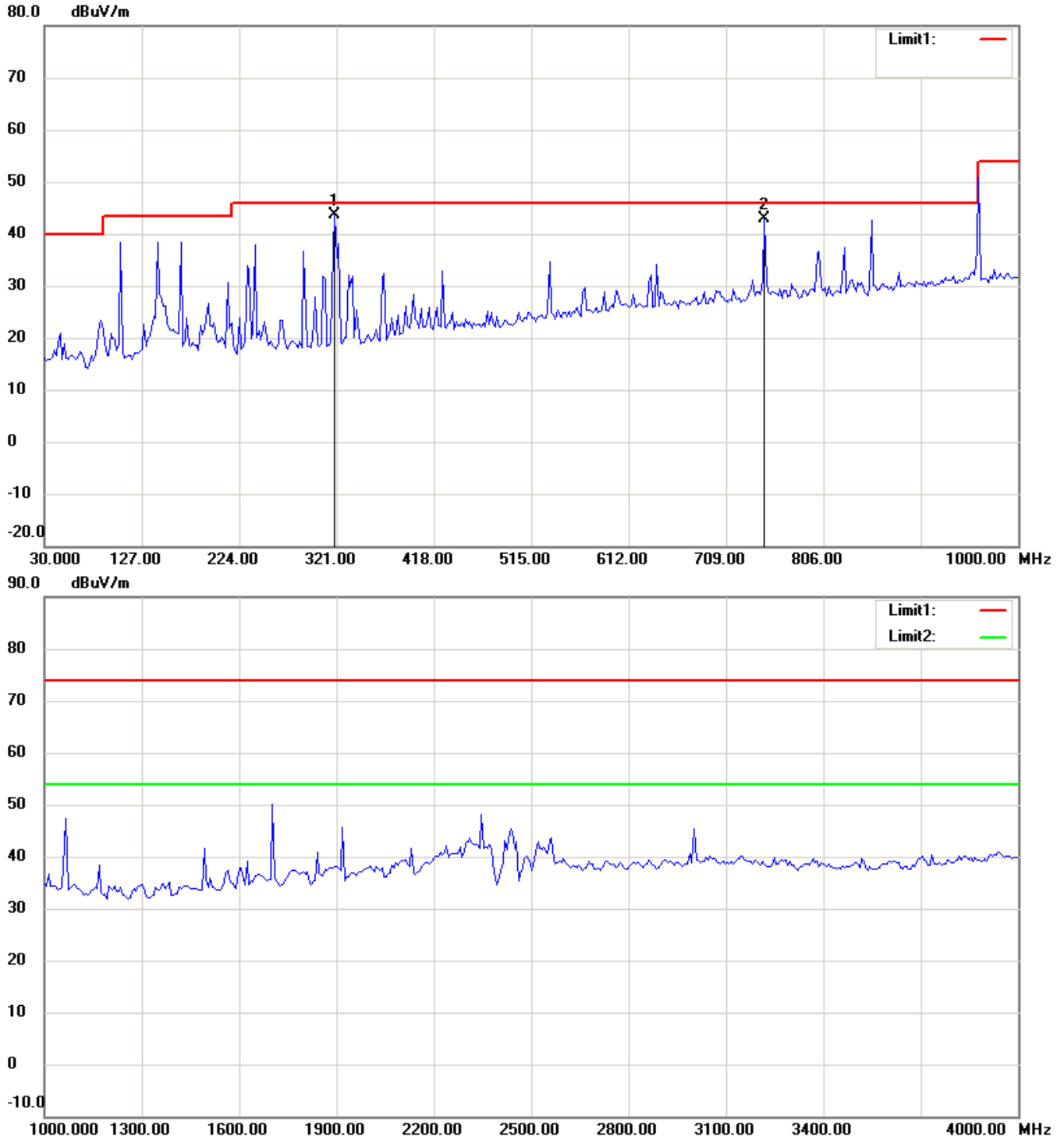


Registration number: W6M21208-12670-C-1

FCC ID: YV8-DA2131-V1

802.11n(40MHz) CH4

Antenna Polarization H



Up Line: Peak Limit Line Down Line: Ave Limit Line

Note:

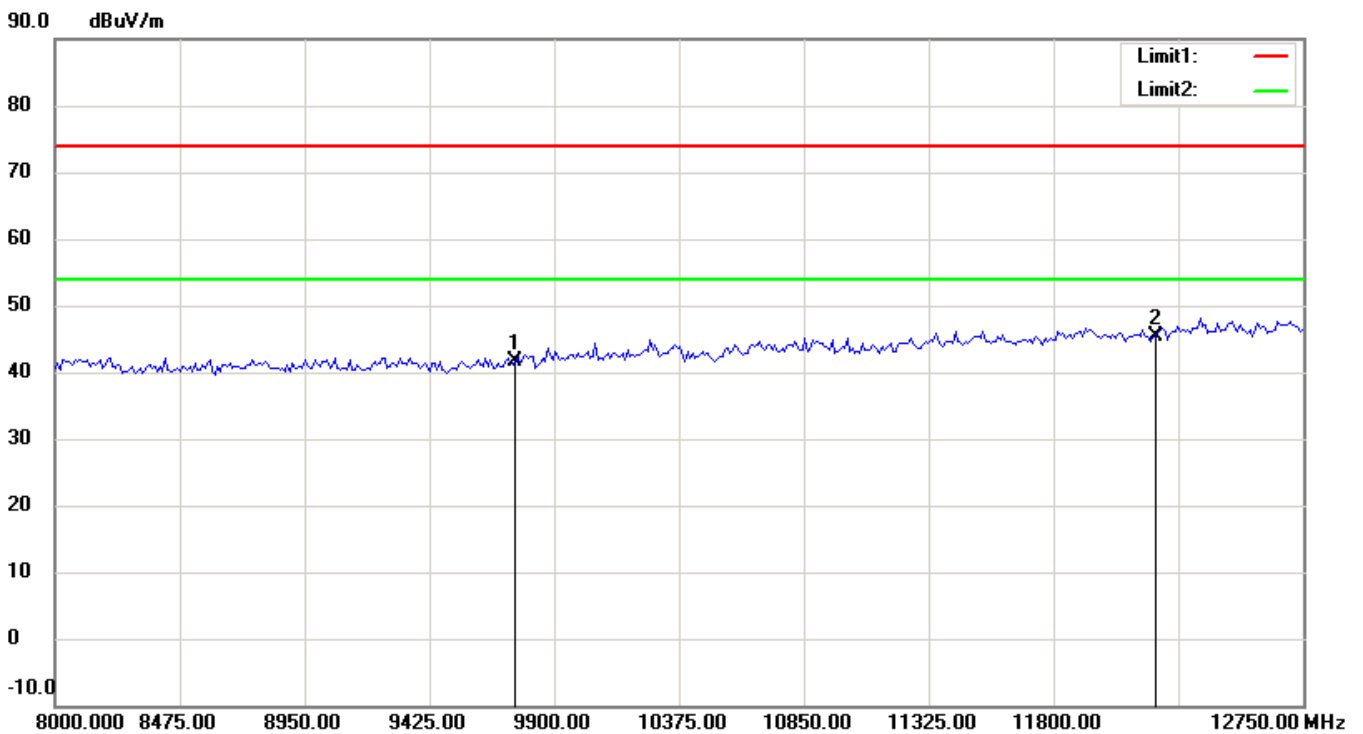
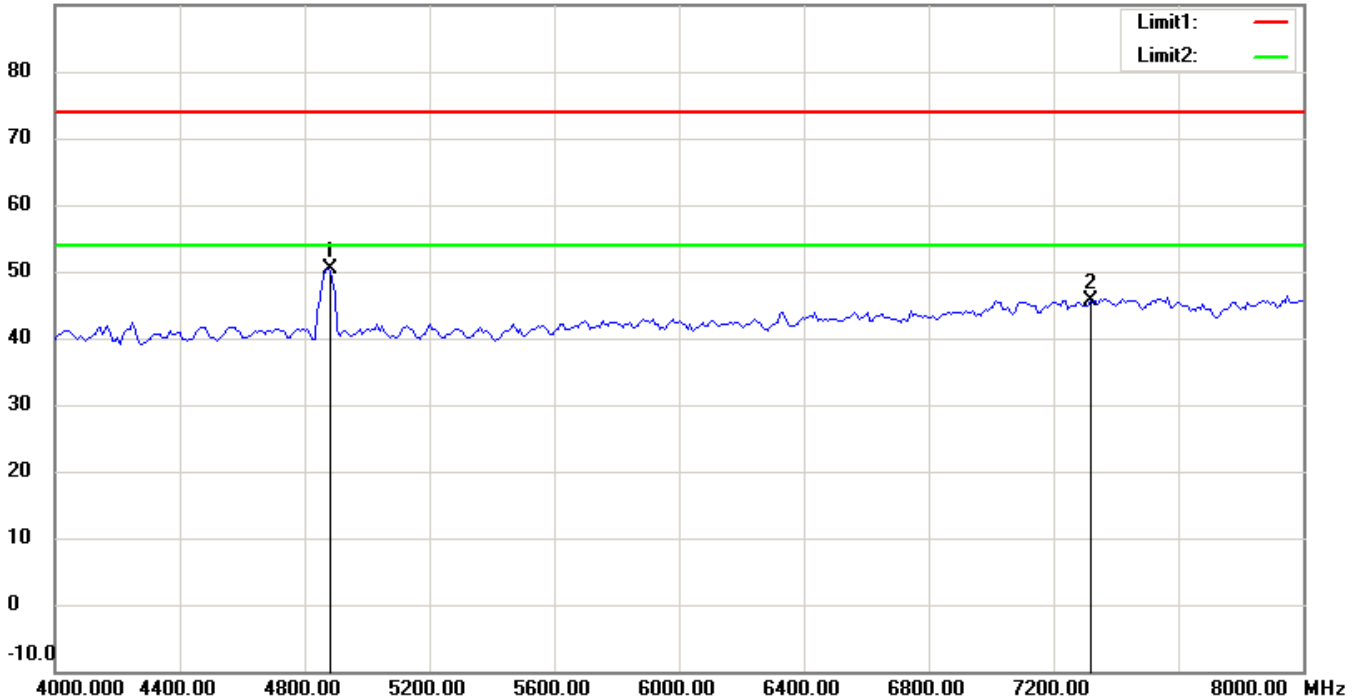
1. The attached measurement plots are preliminarily pre-scanned with peak detector for determining the final checking frequencies and are for reference only.
2. The some frequencies may exceed the limit line without the specified detectors, but that cannot present the results are failed to the specification of test standard.
3. For corrected test results are listed in the relevant table of radiated test data of this test report.



Registration number: W6M21208-12670-C-1

FCC ID: YV8-DA2131-V1

90.0 dBuV/m



Up Line: Peak Limit Line Down Line: Ave Limit Line

Note:

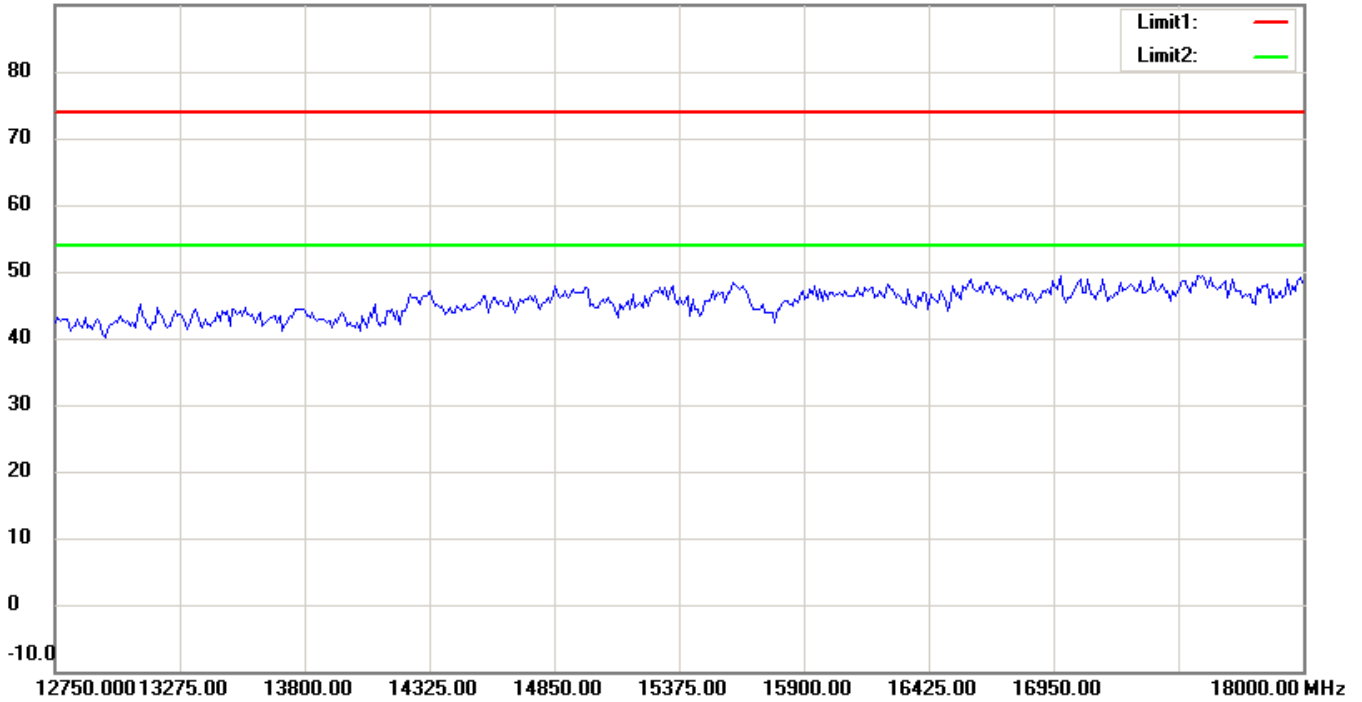
1. The attached measurement plots are preliminarily pre-scanned with peak detector for determining the final checking frequencies and are for reference only.
2. The some frequencies may exceed the limit line without the specified detectors, but that cannot present the results are failed to the specification of test standard.
3. For corrected test results are listed in the relevant table of radiated test data of this test report.



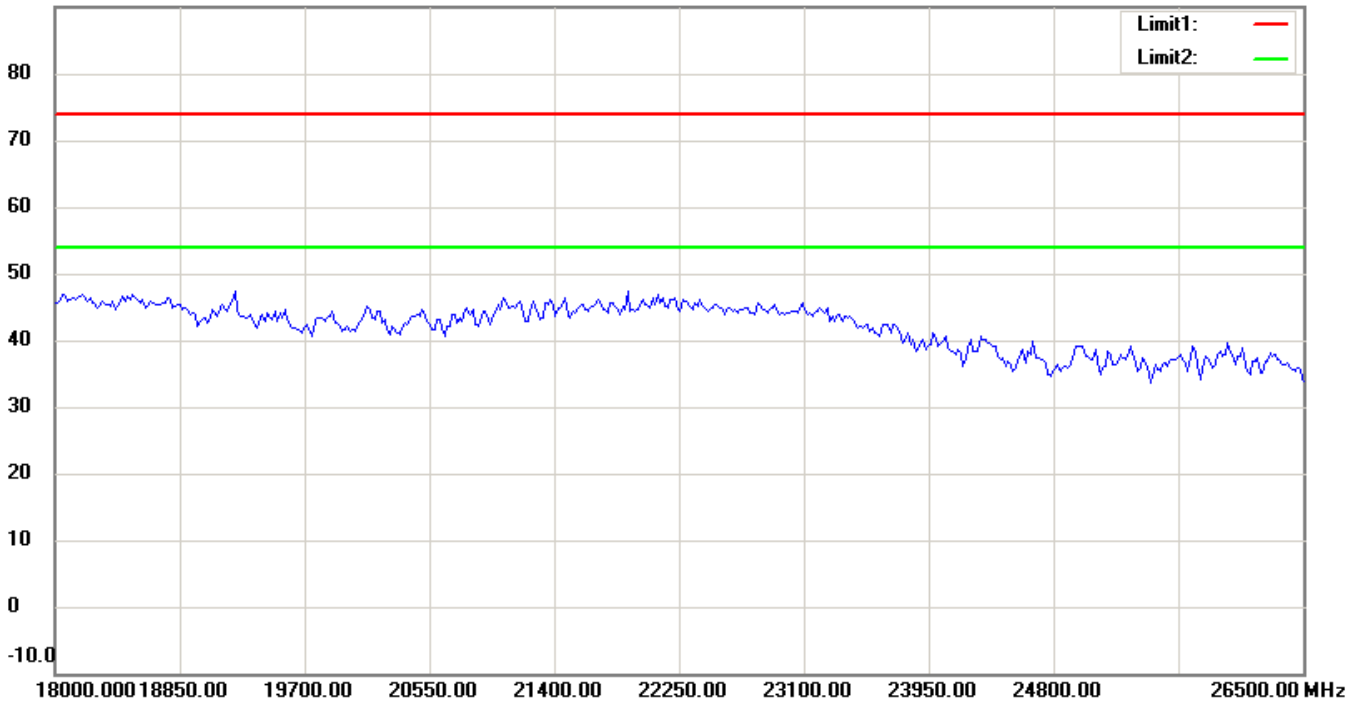
Registration number: W6M21208-12670-C-1

FCC ID: YV8-DA2131-V1

90.0 dBuV/m



90.0 dBuV/m



Up Line: Peak Limit Line Down Line: Ave Limit Line

Note:

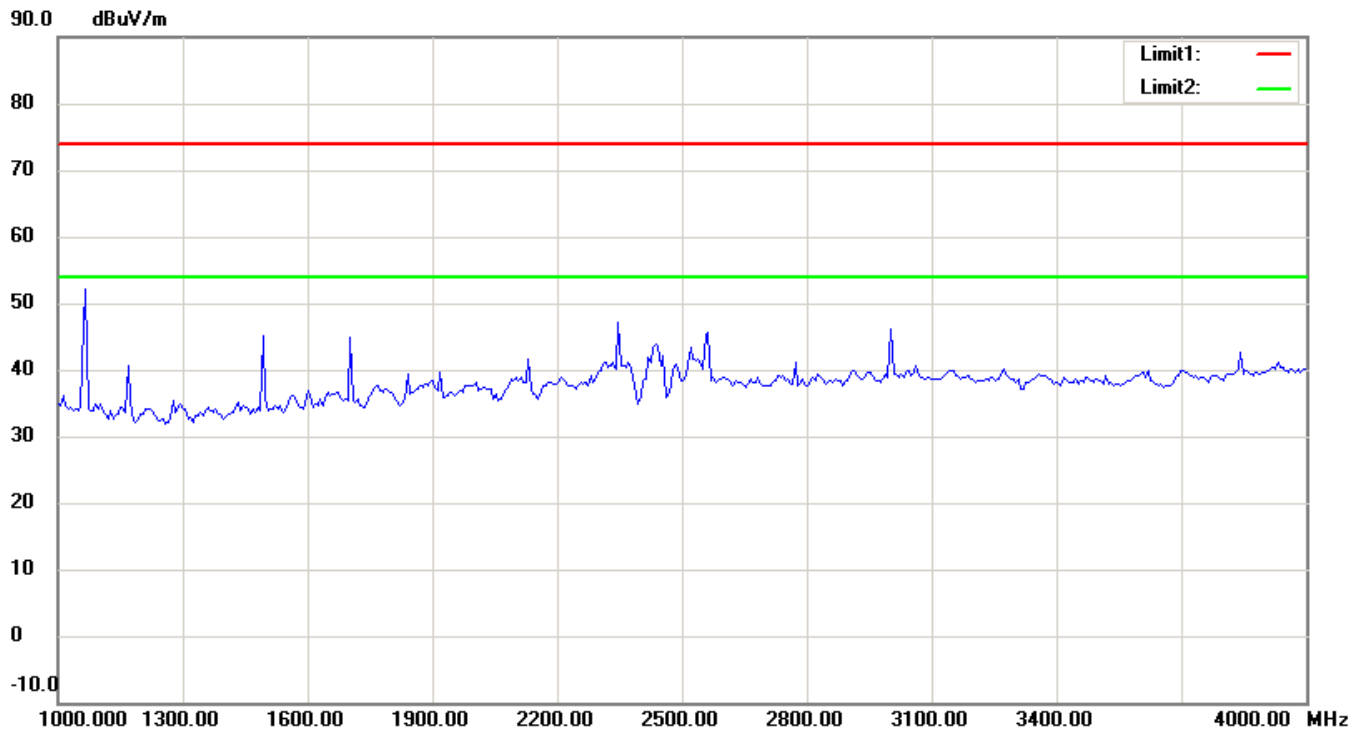
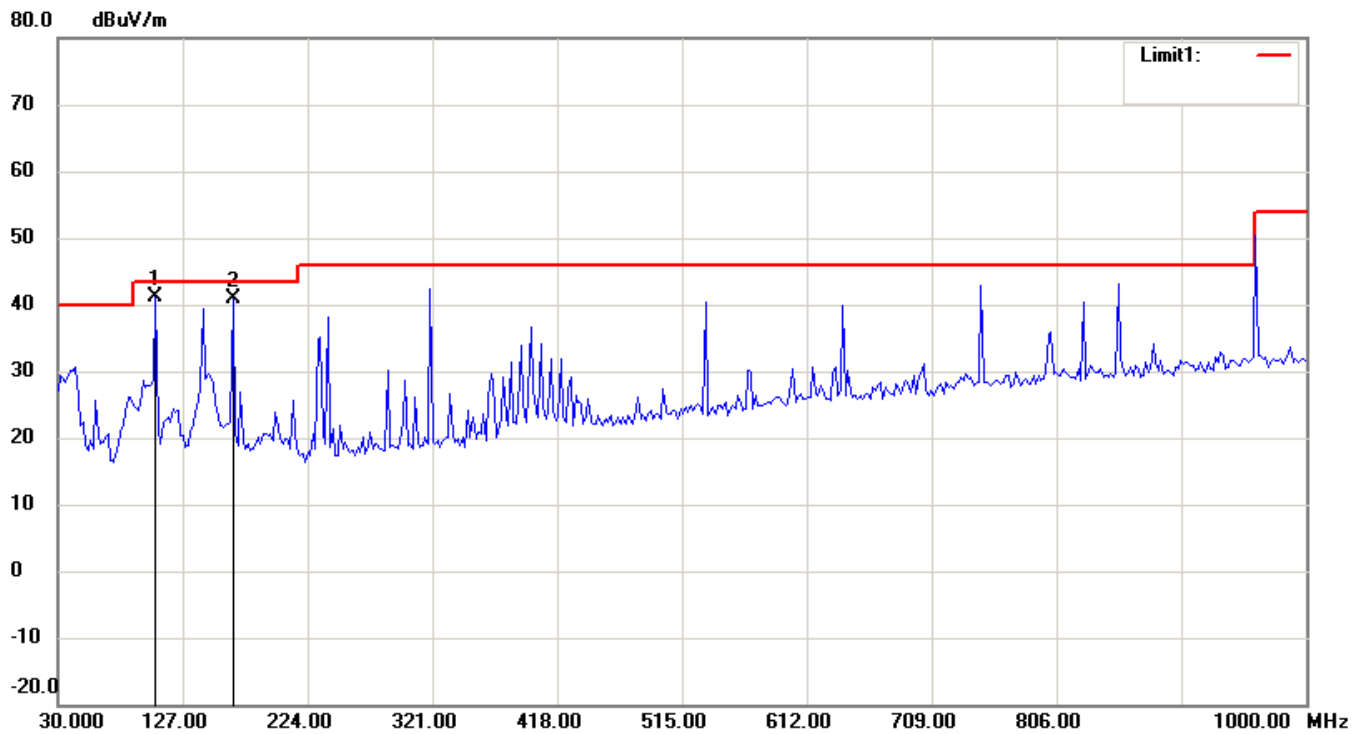
1. The attached measurement plots are preliminarily pre-scanned with peak detector for determining the final checking frequencies and are for reference only.
2. The some frequencies may exceed the limit line without the specified detectors, but that cannot present the results are failed to the specification of test standard.
3. For corrected test results are listed in the relevant table of radiated test data of this test report.



Registration number: W6M21208-12670-C-1

FCC ID: YV8-DA2131-V1

Antenna Polarization V



Up Line: Peak Limit Line Down Line: Ave Limit Line

Note:

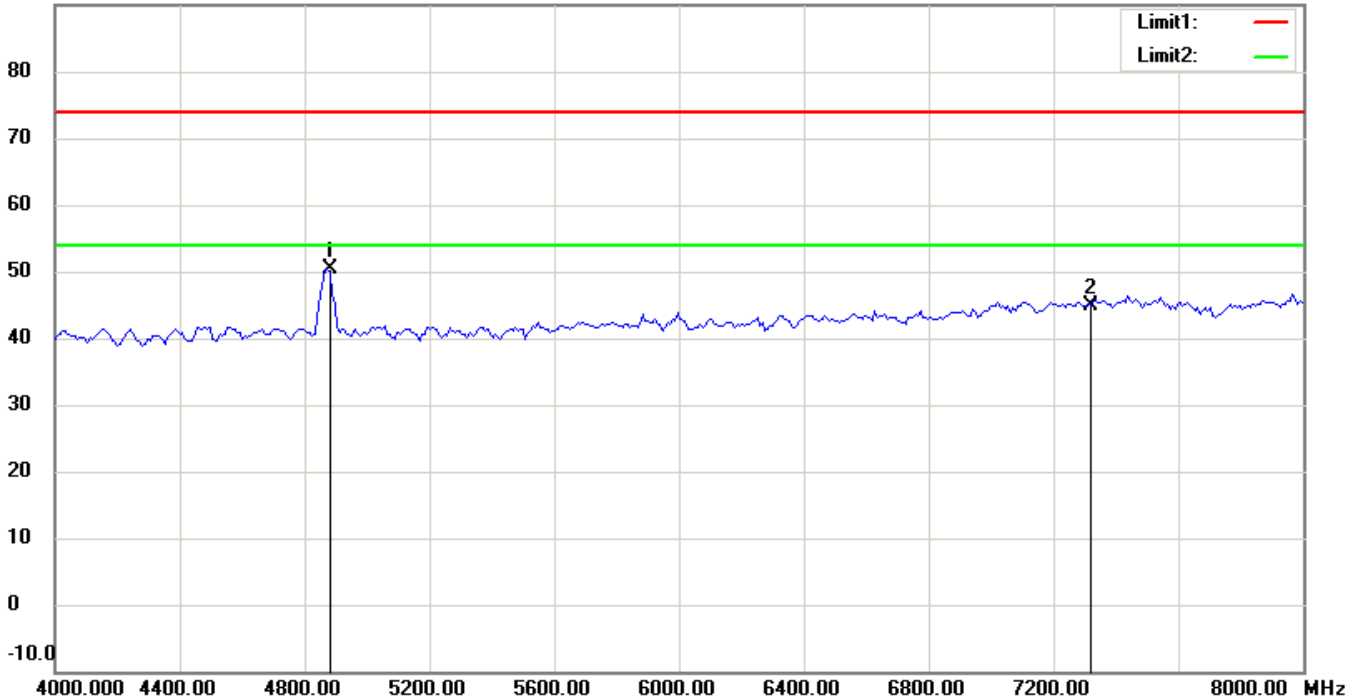
1. The attached measurement plots are preliminarily pre-scanned with peak detector for determining the final checking frequencies and are for reference only.
2. The some frequencies may exceed the limit line without the specified detectors, but that cannot present the results are failed to the specification of test standard.
3. For corrected test results are listed in the relevant table of radiated test data of this test report.



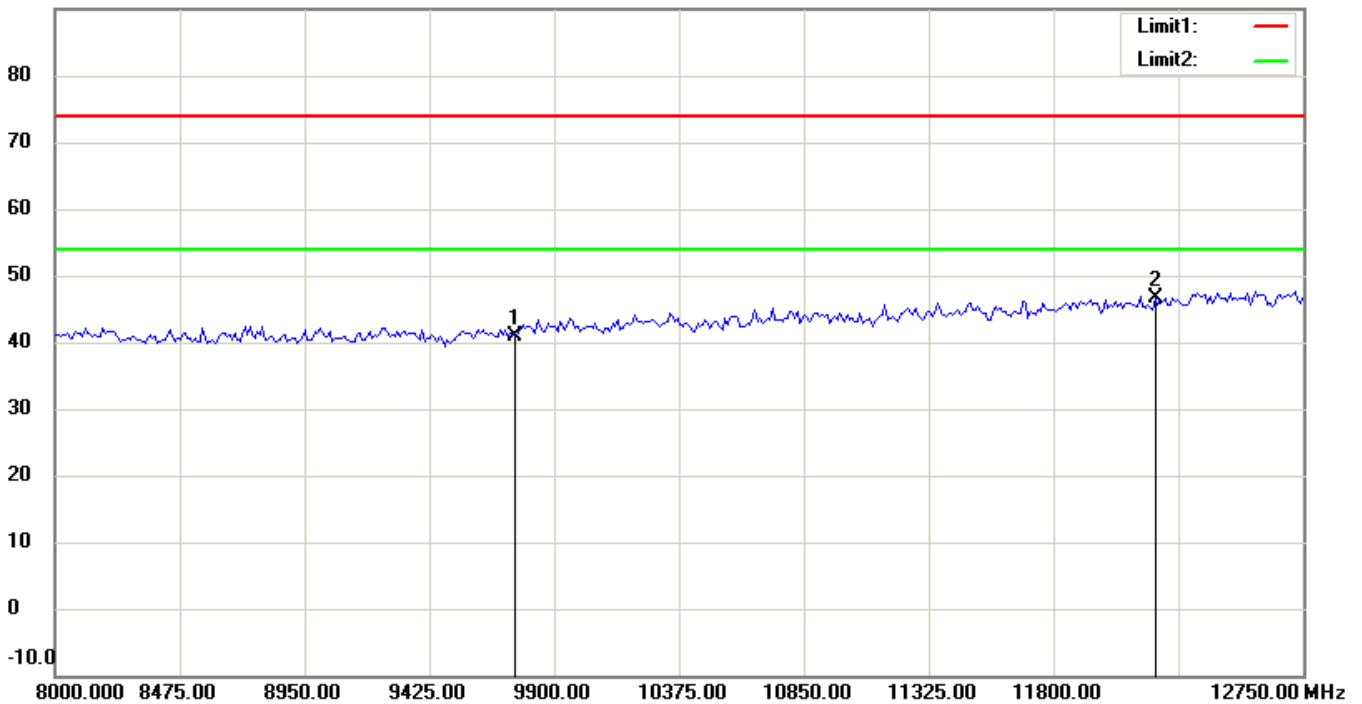
Registration number: W6M21208-12670-C-1

FCC ID: YV8-DA2131-V1

90.0 dBuV/m



90.0 dBuV/m



Up Line: Peak Limit Line Down Line: Ave Limit Line

Note:

1. The attached measurement plots are preliminarily pre-scanned with peak detector for determining the final checking frequencies and are for reference only.
2. The some frequencies may exceed the limit line without the specified detectors, but that cannot present the results are failed to the specification of test standard.
3. For corrected test results are listed in the relevant table of radiated test data of this test report.

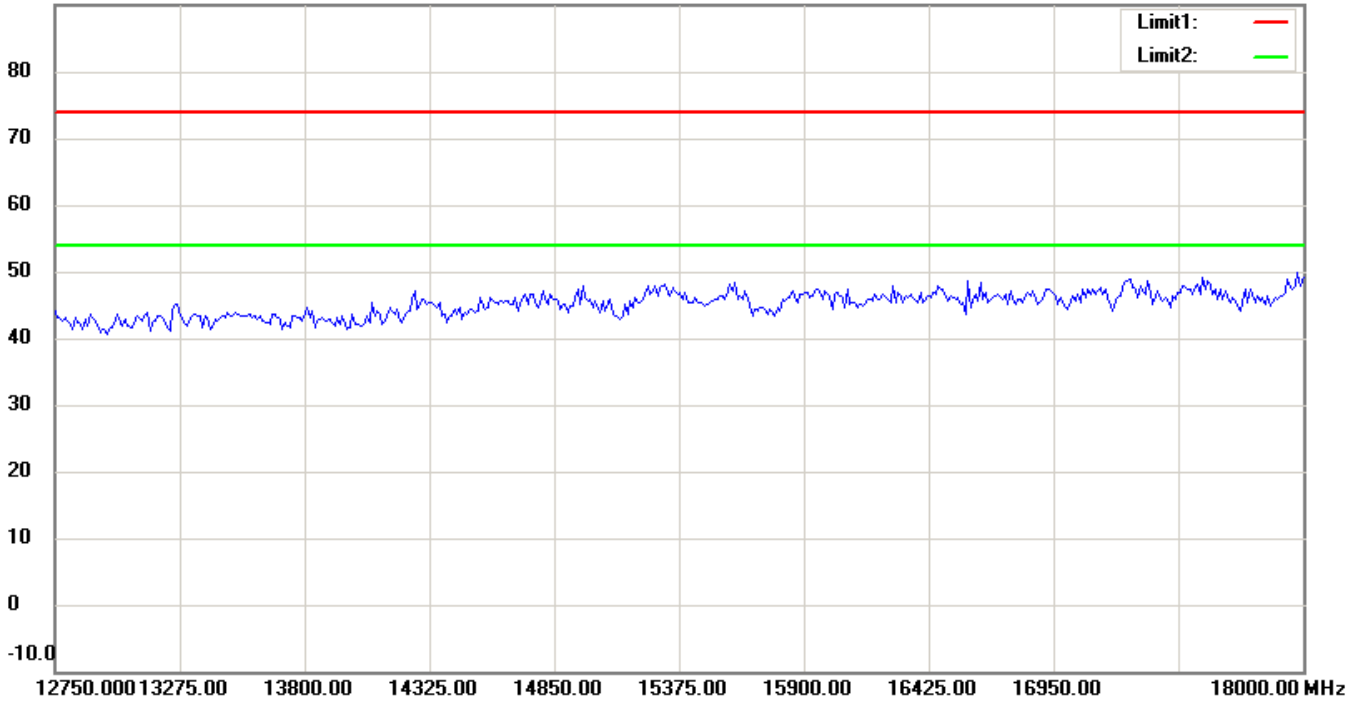


Worldwide Testing Services(Taiwan) Co., Ltd.

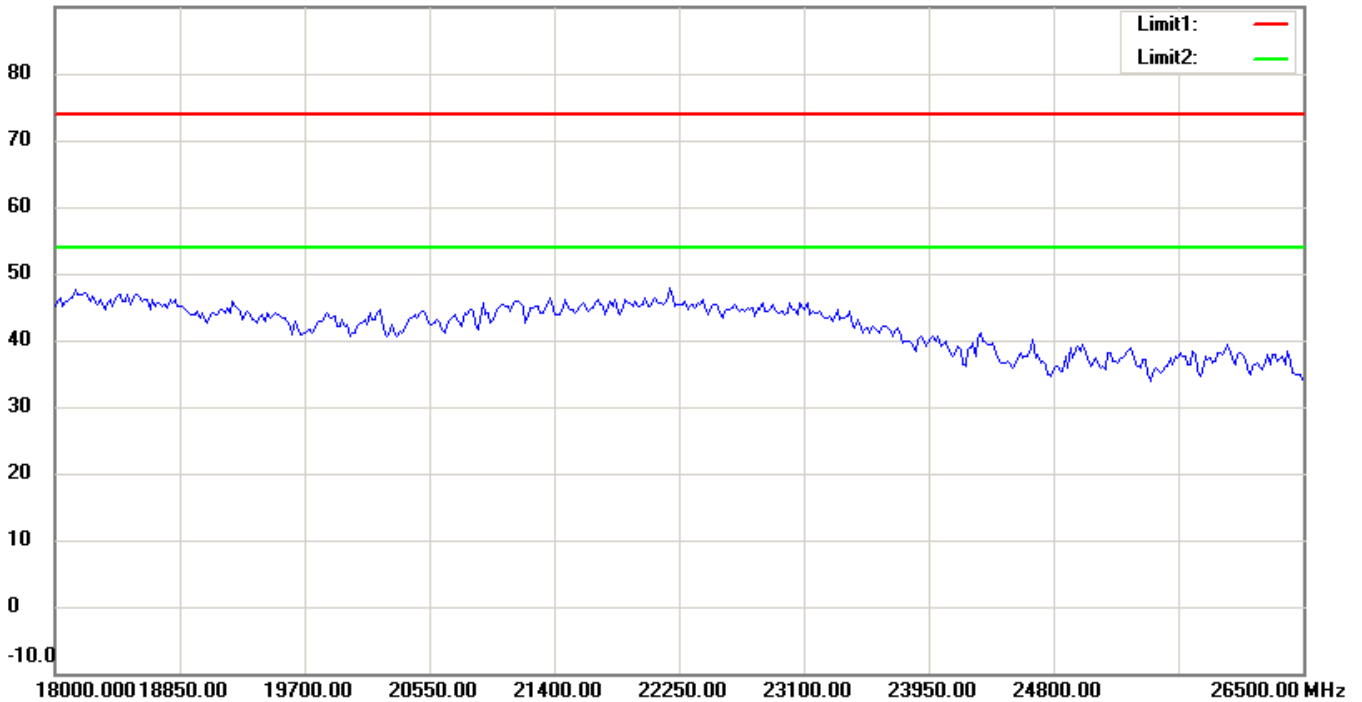
Registration number: W6M21208-12670-C-1

FCC ID: YV8-DA2131-V1

90.0 dBuV/m



90.0 dBuV/m



Up Line: Peak Limit Line Down Line: Ave Limit Line

Note:

1. The attached measurement plots are preliminarily pre-scanned with peak detector for determining the final checking frequencies and are for reference only.
2. The some frequencies may exceed the limit line without the specified detectors, but that cannot present the results are failed to the specification of test standard.
3. For corrected test results are listed in the relevant table of radiated test data of this test report.

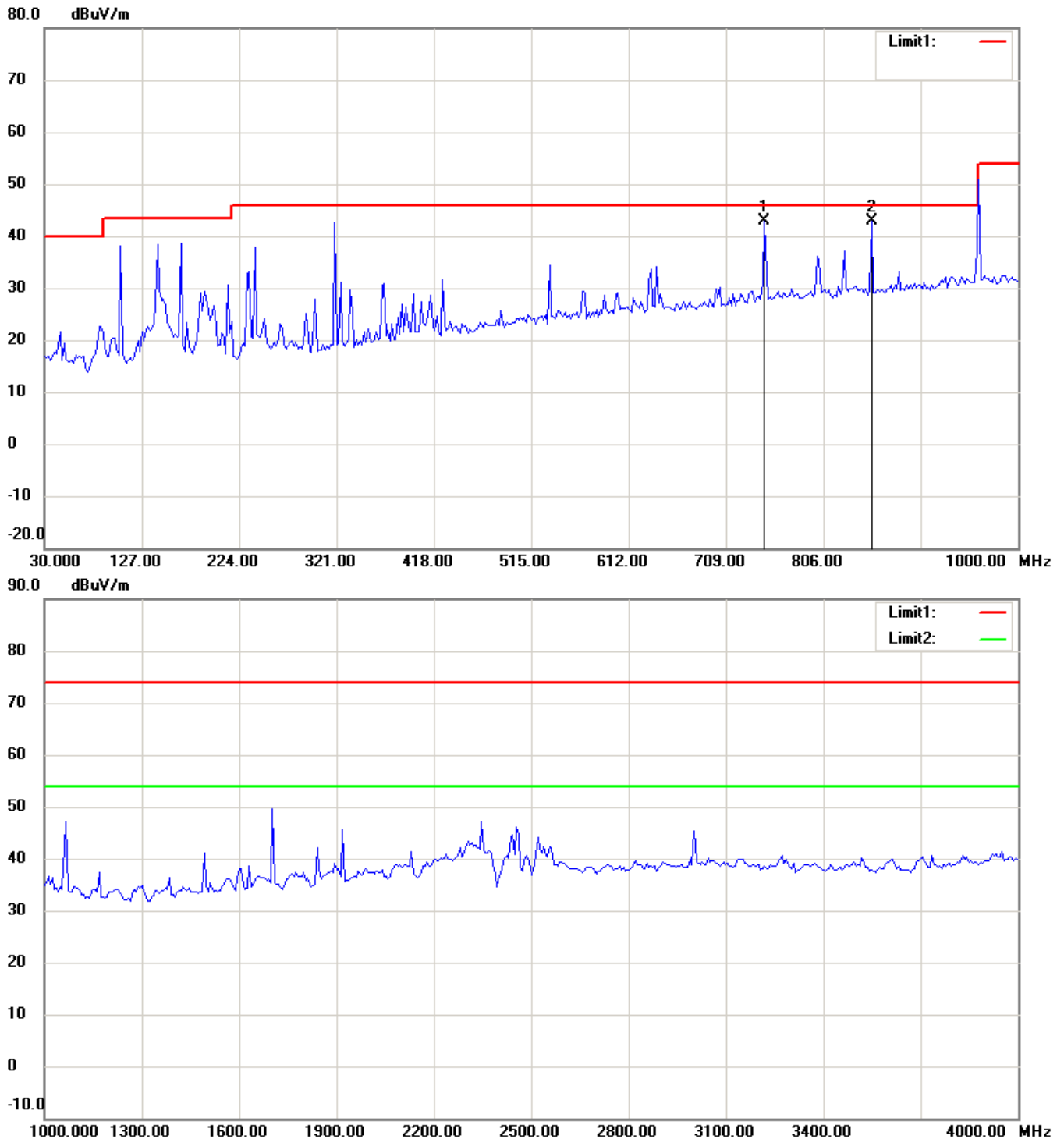


Registration number: W6M21208-12670-C-1

FCC ID: YV8-DA2131-V1

802.11n(40MHz) CH7

Antenna Polarization H



Up Line: Peak Limit Line Down Line: Ave Limit Line

Note:

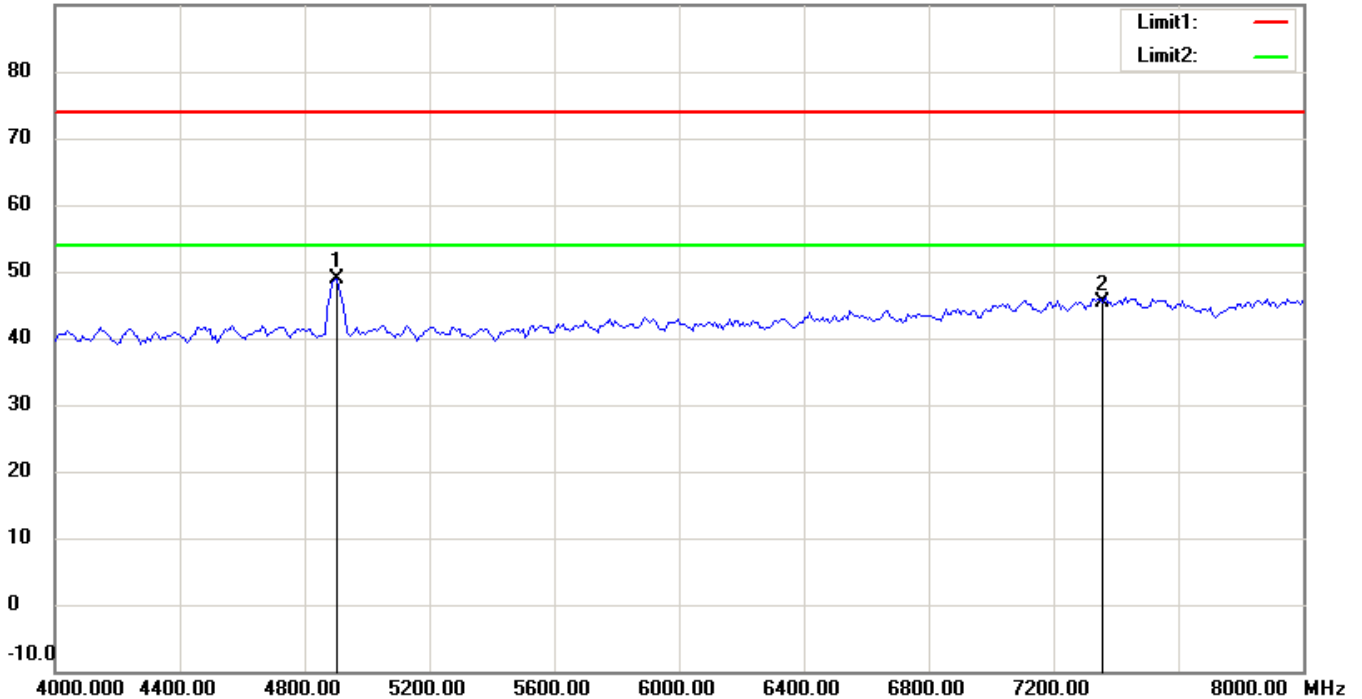
1. The attached measurement plots are preliminarily pre-scanned with peak detector for determining the final checking frequencies and are for reference only.
2. The some frequencies may exceed the limit line without the specified detectors, but that cannot present the results are failed to the specification of test standard.
3. For corrected test results are listed in the relevant table of radiated test data of this test report.



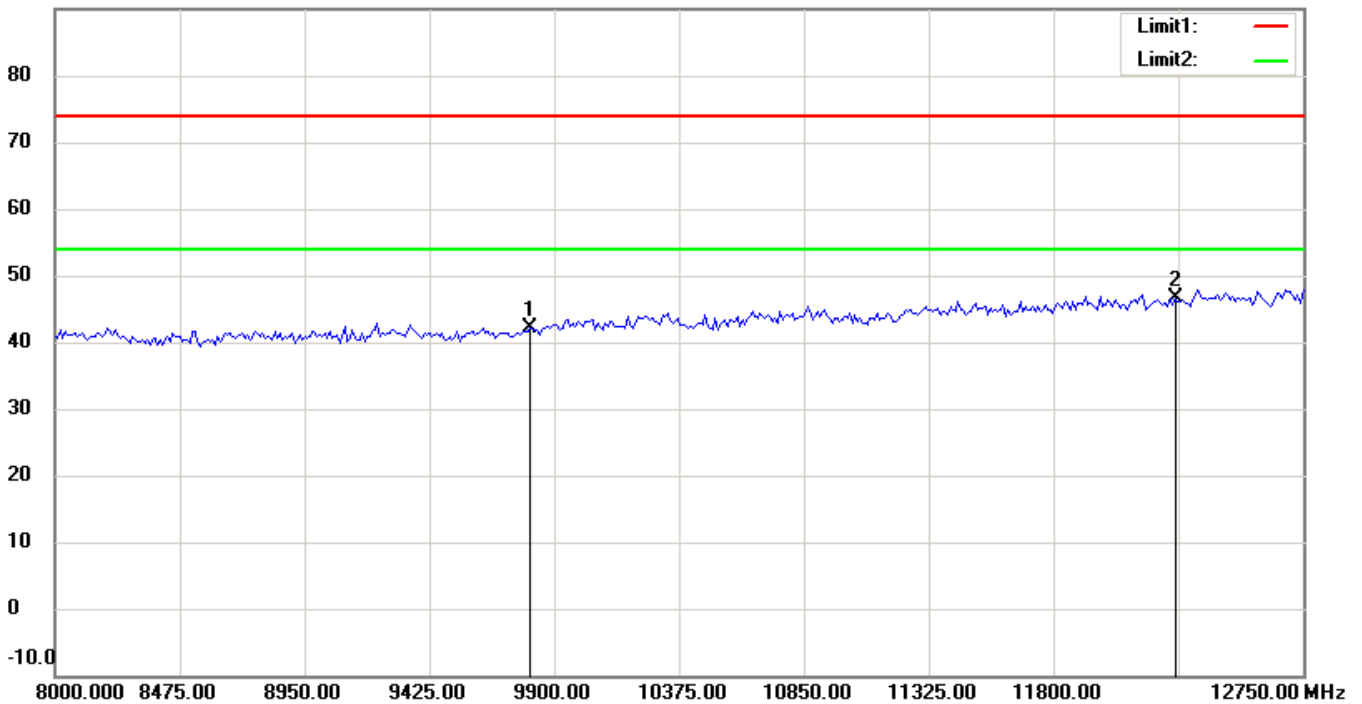
Registration number: W6M21208-12670-C-1

FCC ID: YV8-DA2131-V1

90.0 dBuV/m



90.0 dBuV/m



Up Line: Peak Limit Line Down Line: Ave Limit Line

Note:

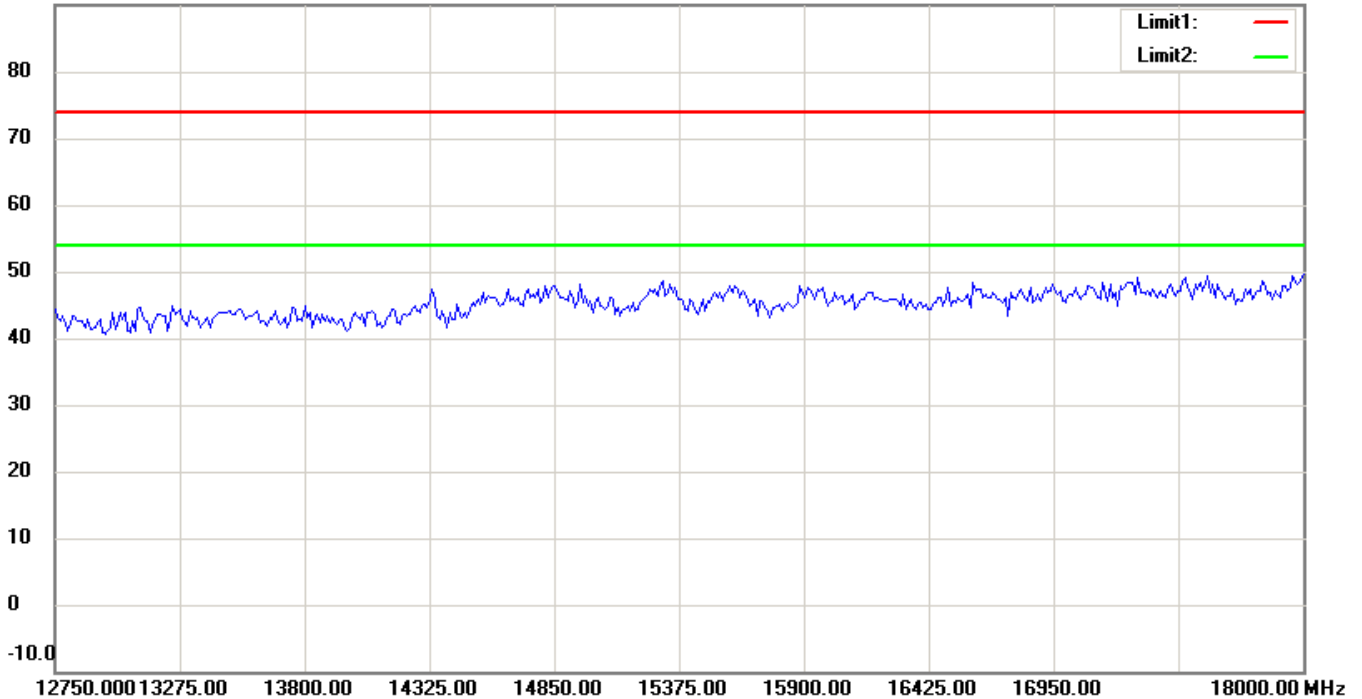
1. The attached measurement plots are preliminarily pre-scanned with peak detector for determining the final checking frequencies and are for reference only.
2. The some frequencies may exceed the limit line without the specified detectors, but that cannot present the results are failed to the specification of test standard.
3. For corrected test results are listed in the relevant table of radiated test data of this test report.



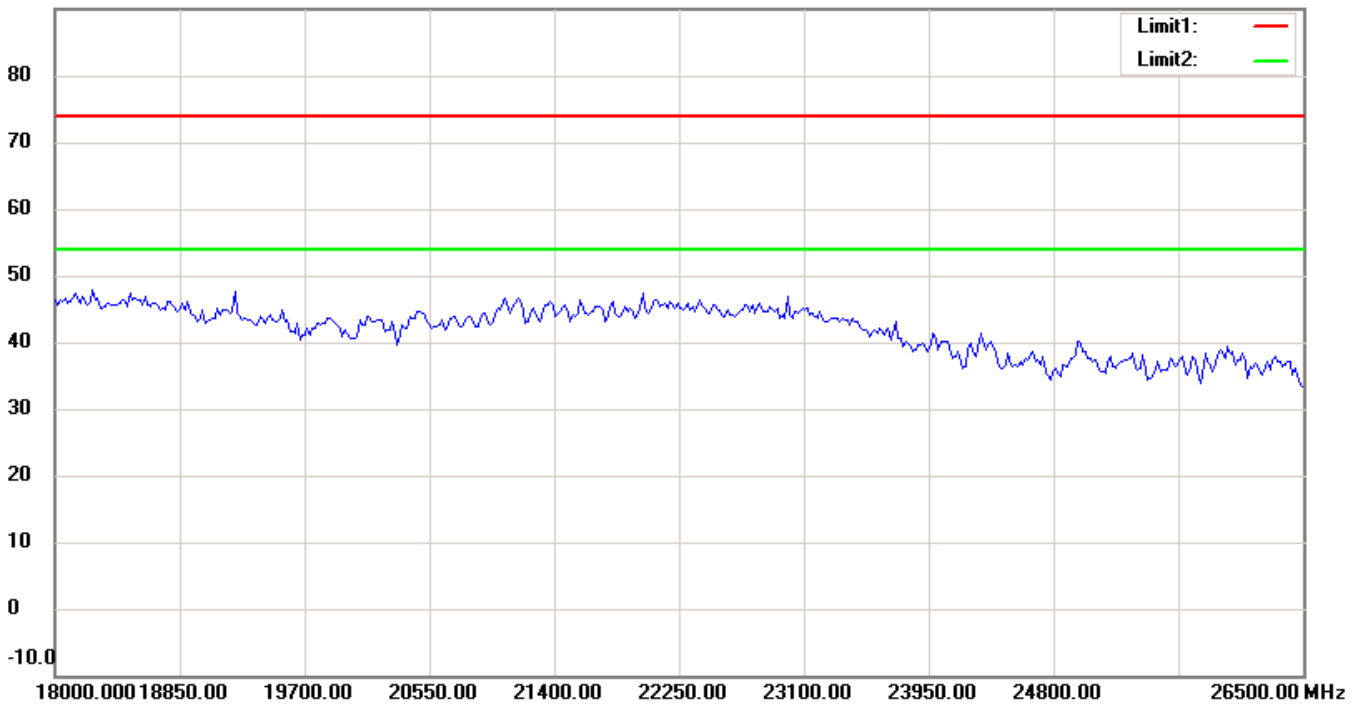
Registration number: W6M21208-12670-C-1

FCC ID: YV8-DA2131-V1

90.0 dBuV/m



90.0 dBuV/m



Up Line: Peak Limit Line Down Line: Ave Limit Line

Note:

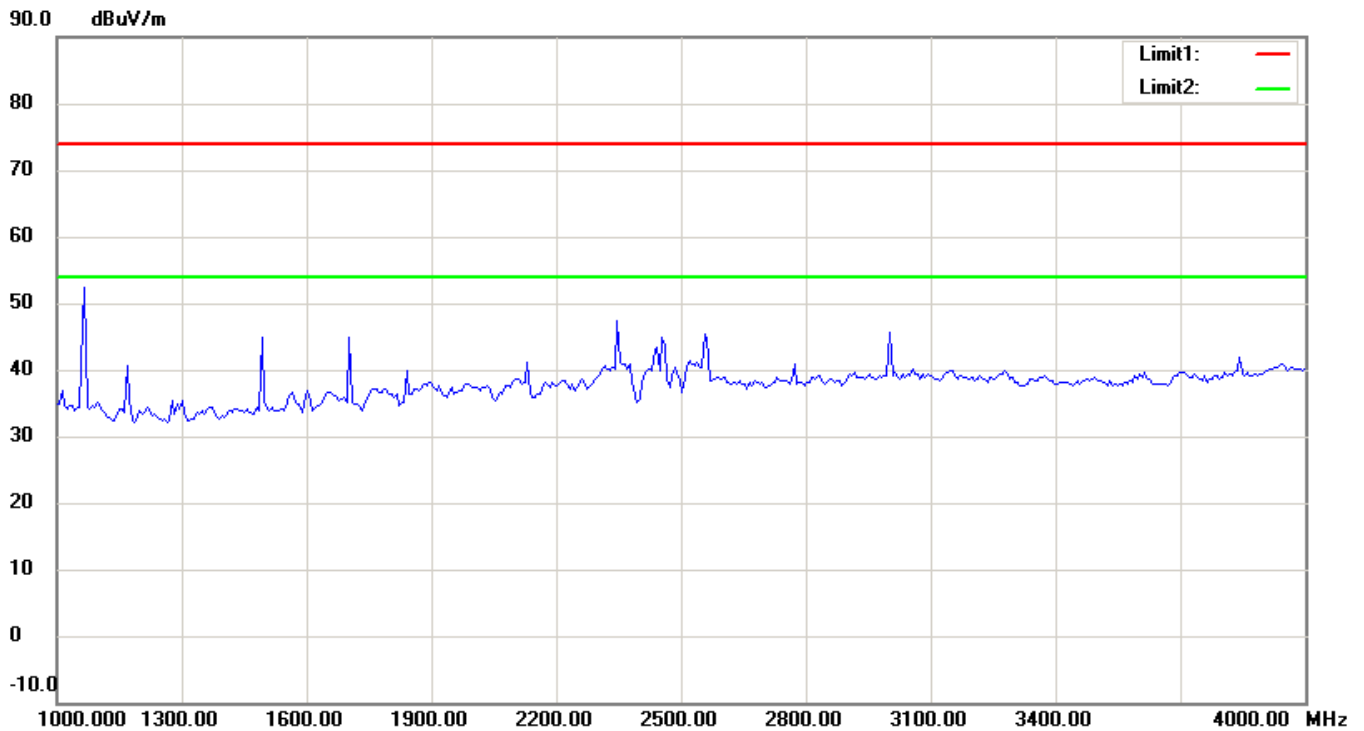
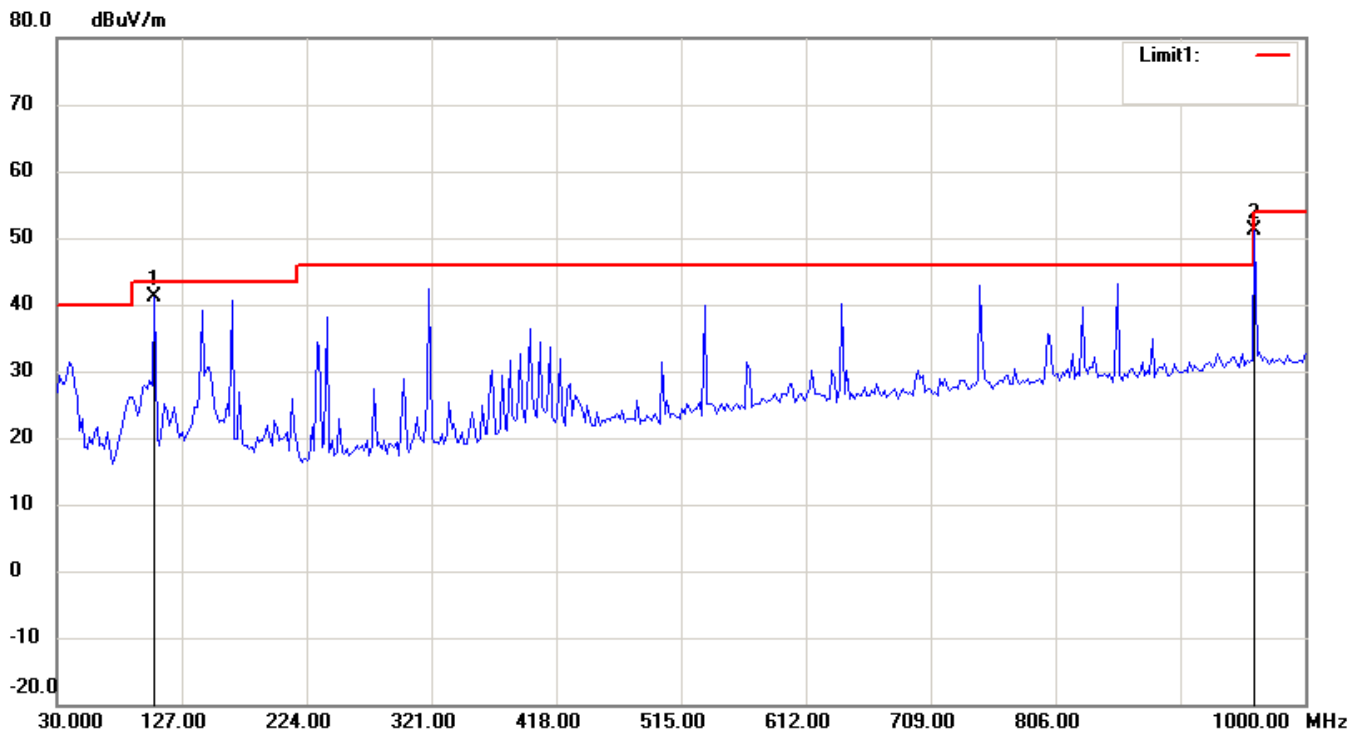
1. The attached measurement plots are preliminarily pre-scanned with peak detector for determining the final checking frequencies and are for reference only.
2. The some frequencies may exceed the limit line without the specified detectors, but that cannot present the results are failed to the specification of test standard.
3. For corrected test results are listed in the relevant table of radiated test data of this test report.



Registration number: W6M21208-12670-C-1

FCC ID: YV8-DA2131-V1

Antenna Polarization V



Up Line: Peak Limit Line Down Line: Ave Limit Line

Note:

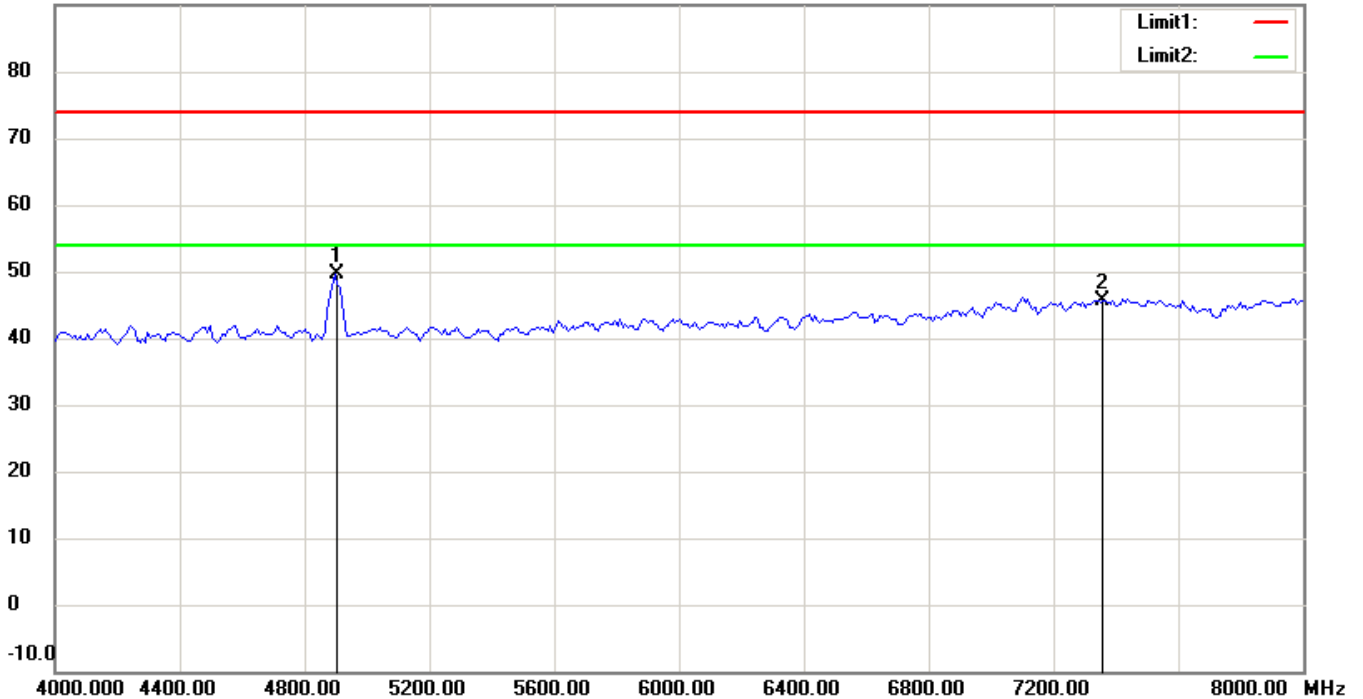
1. The attached measurement plots are preliminarily pre-scanned with peak detector for determining the final checking frequencies and are for reference only.
2. The some frequencies may exceed the limit line without the specified detectors, but that cannot present the results are failed to the specification of test standard.
3. For corrected test results are listed in the relevant table of radiated test data of this test report.



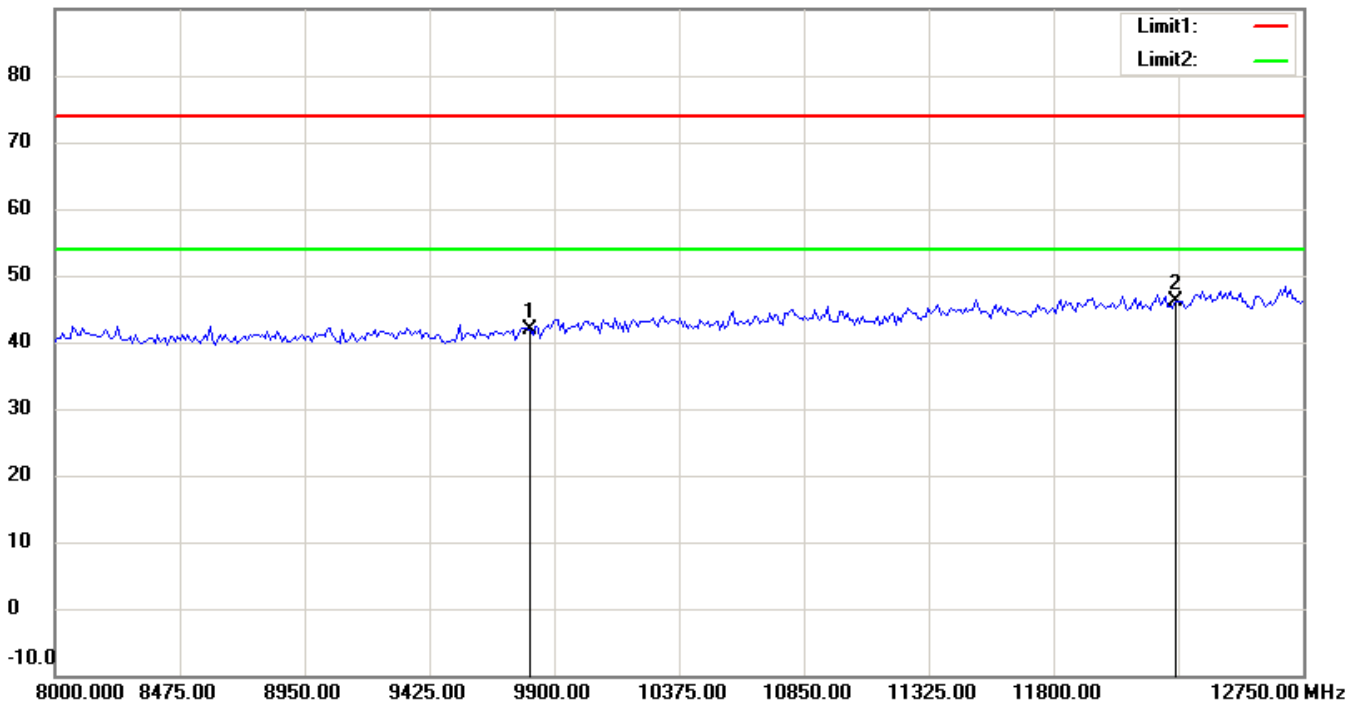
Registration number: W6M21208-12670-C-1

FCC ID: YV8-DA2131-V1

90.0 dBuV/m



90.0 dBuV/m



Up Line: Peak Limit Line Down Line: Ave Limit Line

Note:

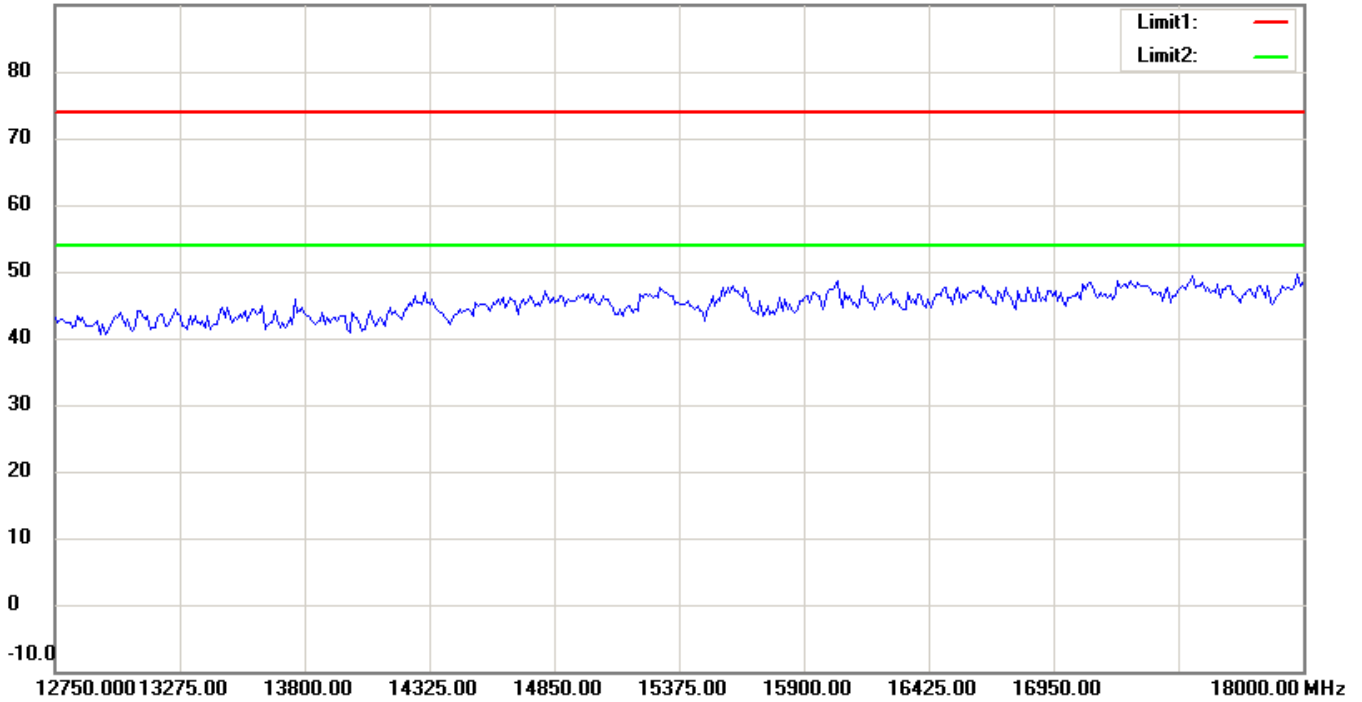
1. The attached measurement plots are preliminarily pre-scanned with peak detector for determining the final checking frequencies and are for reference only.
2. The some frequencies may exceed the limit line without the specified detectors, but that cannot present the results are failed to the specification of test standard.
3. For corrected test results are listed in the relevant table of radiated test data of this test report.



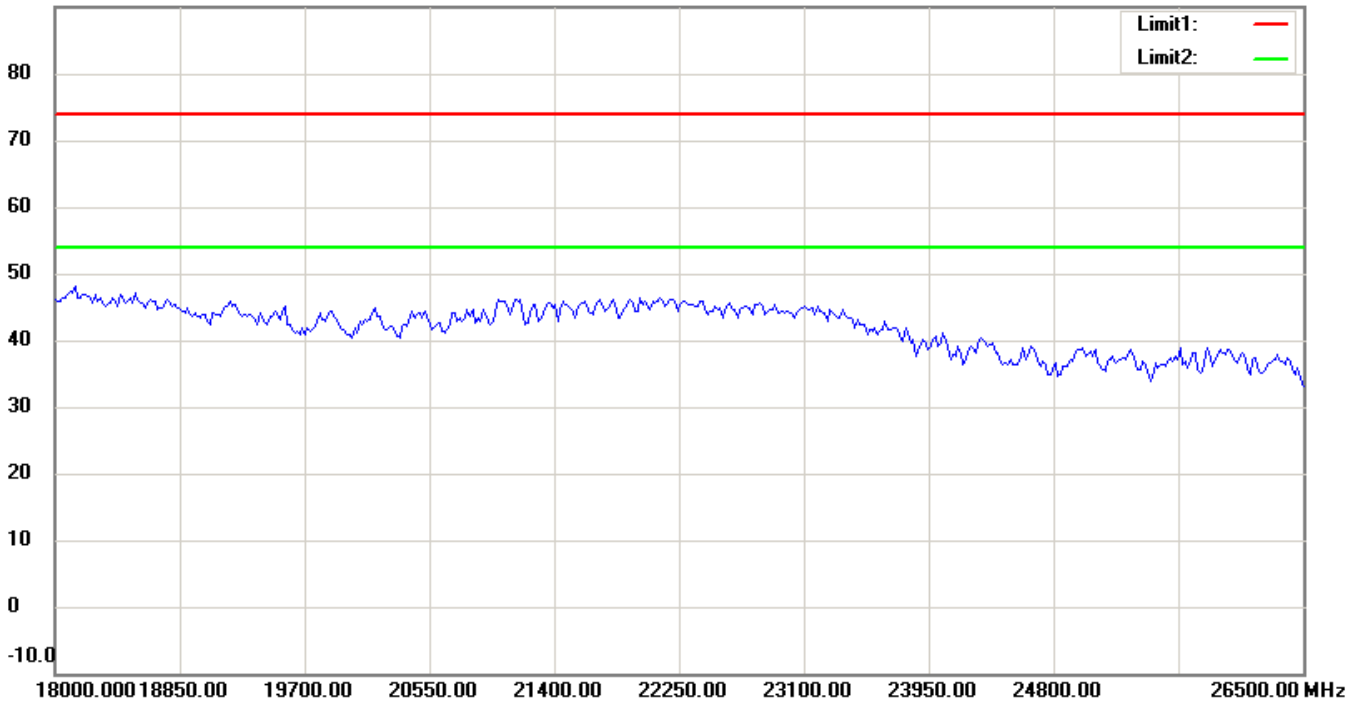
Registration number: W6M21208-12670-C-1

FCC ID: YV8-DA2131-V1

90.0 dBuV/m



90.0 dBuV/m



Up Line: Peak Limit Line Down Line: Ave Limit Line

Note:

1. The attached measurement plots are preliminarily pre-scanned with peak detector for determining the final checking frequencies and are for reference only.
2. The some frequencies may exceed the limit line without the specified detectors, but that cannot present the results are failed to the specification of test standard.
3. For corrected test results are listed in the relevant table of radiated test data of this test report.