

CITIZEN®

User Manual

Purpose of use of Bluetooth

This product is an electronic device with analog indication by watch hands, which uses a short-distance wireless communication method (“Bluetooth” here after) and adjusts its time based on that on a mobile terminal.

An activity tracker with an acceleration sensor on the device stores activity data of up to two weeks on the watch and it is able to cooperate with Apple Health Kit and Google Fit. In addition, it has following functions which utilize Bluetooth communication.

| | |
|--|---|
| Notification | It is the function to tell the user that a notification just came to an opposing device of the device. It indicates notification from certain users/apps with its hands. |
| Automatic time adjustment | It is the function to adjust the time, date, time zone and summer time setting of the device automatically based on the time of an opposing device connected. |
| Synchronization with an opposing device | Constant connection (connection interval: 500 ms) Constant advertisement (advertisement interval: 1000 ms) |
| Reference position adjustment | Reference position, or the zero position, of the minute, hour and function hands is able to be corrected with a smartphone. |
| Alarm setting | The time and day of the week can be set for the alarm. The watch vibrates when the time set for alarm comes. |
| Low battery voltage indication | A hand indicates low battery voltage. |
| Smartphone search | It is the function to search a smartphone by making the smartphone emitting sound through the operation of the watch. |
| Push button setting for operation shortcut | It is the function to assign operation shortcuts to the push buttons at 2, 3 and 4 o'clock positions. |

【specification】

| | |
|----------------------|---|
| Model | YF1MV(module) / YF10MV-01(Wrist Watch) |
| Brand Name | BLE Mini Hybrid Watch |
| Bandwidth | 2402 – 2480 MHz (Bluetooth Low Energy) |
| Modulation | GFSK |
| Emission Designation | F1D |
| Module size | φ 28.31 mm × t 6.24 mm |
| Timekeeping accuracy | Without reception: Average monthly accuracy: ±15 seconds Reception: It follows time of smartphone network. |
| Battery | CR2025 (CR2032) coin cell battery |
| Bluetooth Version | Bluetooth Low energy(ver.4.2) |
| opposing device | iOS, Android |

Specifications of indication



You can assign operation shortcuts of functions equipped with the watch (notifications, shutter release for the camera on smartphone, etc.) to the buttons through the app on the smartphone.

Use an app on the smartphone to adjust and synchronize the settings for the functions introduced below.

Functions

| | |
|---|---|
| Notification | <p>It is the function to tell the user that a notification just came to an opposing device of the device.</p> <p>It indicates notification from certain users/apps with its hands.</p> |
| Automatic time adjustment | <p>It is the function to adjust the time, date, time zone and summer time setting of the device automatically based on the time of an opposing device connected.</p> |
| Activity tracker | <p>It is the function to count number of your steps and indicate attainment degree comparing to target amount of steps of a day.</p> <p>Data of up to two weeks can be stored on the watch.</p> |
| Date indication | <p>A hand indicated the date by pointing one of the numbers arranged around the rim of the dial.</p> |
| Multi time zone | <p>It is the function to indicate the time of a certain country or area by adjusting the world time city setting.</p> |
| Music playback control | <p>It is the function to start/stop playback of music on an opposing device and to control its playback volume.</p> |
| Shutter-release function | <p>It is the function to release the shutter on the camera of an opposing device by operating the watch.</p> |
| Chronograph | <p>The watch has chronograph function measuring in 1-second increments moving its hands. Its measurement starts/stops/taking lap time/resets by operating the push buttons of the watch.</p> |
| Changing the mode | <p>The mode of the watch is changed as follows by pressing a button: notification -> date indication -> multi time zone -> activity tracker.</p> |
| Smartphone search | <p>It is the function to search a smartphone by making the smartphone emitting sound through the operation of the watch.</p> |
| Synchronization with an opposing devise | <p>Constant connection (connection interval: 500 ms)</p> <p>Constant advertisement (advertisement interval: 1000 ms)</p> |
| Reference position adjustment | <p>Reference position, or the zero position, of the minute, hour and function hands is able to be corrected with an opposing device.</p> |
| Alarm setting | <p>The time and day of the week can be set for the alarm. The watch vibrates when the time set for alarm comes.</p> |
| Chronograph | <p>You can measure time using the function.</p> |
| Vibration strength setting | <p>You can choose strength of Vibration from “strong” , “medium” and “weak” .</p> |

| | |
|--|---|
| Push button setting for operation shortcut | It is the function to assign operation shortcuts to the push buttons at 2, 3 and 4 o'clock positions. |
|--|---|

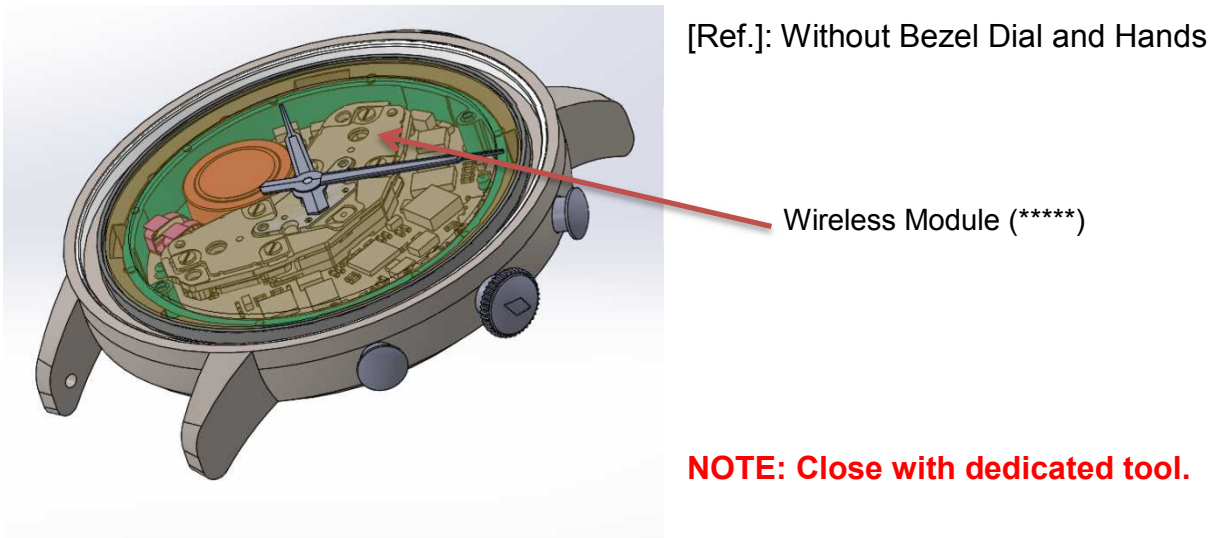
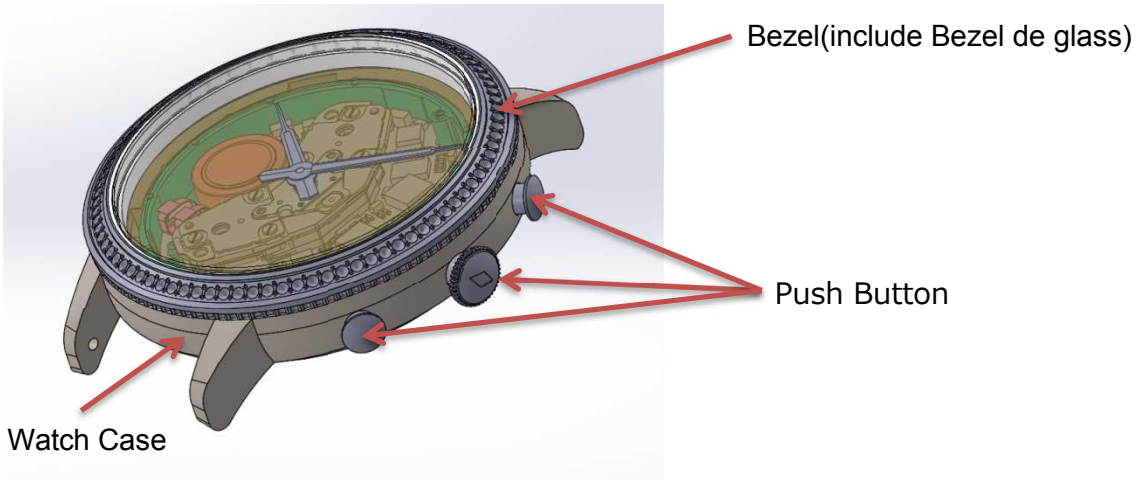
Pairing with an opposing device

Pressing and holding any of the push buttons of the watch activates its pairing mode and starts pairing.

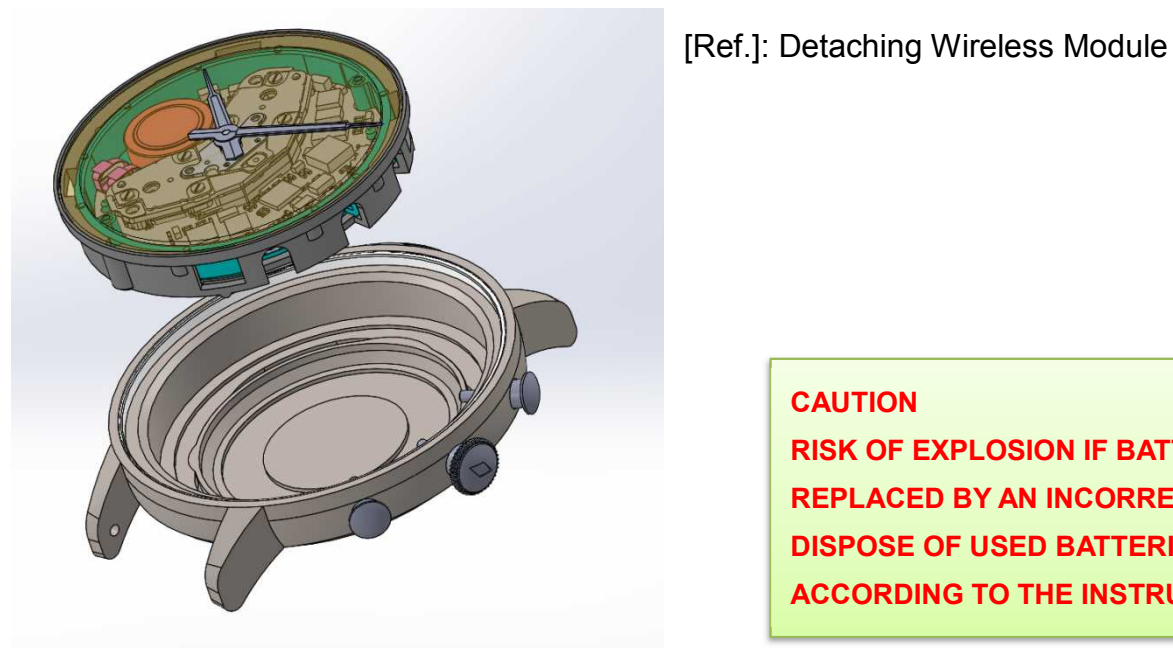
Follow the instructions on the app on an opposing device to complete setup.

When the device has update information of the watch and they are connected, the watch is automatically updated.

Exploded View



NOTE: Close with dedicated tool.



CAUTION
RISK OF EXPLOSION IF BATTERY IS
REPLACED BY AN INCORRECT TYPE.
DISPOSE OF USED BATTERIES
ACCORDING TO THE INSTRUCTIONS.

FCC/IC Notice

Note: This equipment has been tested and found to comply with the limits for a Class B digital device, pursuant to part 15 of the FCC Rules. These limits are designed to provide reasonable protection against harmful interference in a residential installation. This equipment generates, uses and can radiate radio frequency energy and, if not installed and used in accordance with the instructions, may cause harmful interference to radio communications. However, there is no guarantee that interference will not occur in a particular installation. If this equipment does cause harmful interference to radio or television reception, which can be determined by turning the equipment off and on, the user is encouraged to try to correct the interference by one or more of the following measures:

-Reorient or relocate the receiving antenna.

-Increase the separation between the equipment and receiver.

- Connect the equipment into an outlet on a circuit different from that to which the receiver is connected.

-Consult the dealer or an experienced radio/TV technician for help.

This device complies with part 15 of FCC Rules and Innovation, Science and Economic Development Canada's licence-exempt RSS(s). Operation is subject to the following two conditions: (1) this device may not cause harmful interference, and (2) this device must accept any interference received, including interference that may cause undesired operation.

Le présent appareil est conforme à la partie 15 des règles de la FCC et aux normes des CNR d'Innovation, Sciences et Développement économique Canada applicables aux appareils radio exempts de licence. L'exploitation est autorisée aux deux conditions suivantes : (1) l'appareil ne doit pas produire de brouillage, et (2) l'appareil doit accepter tout brouillage subi, même si le brouillage est susceptible d'en compromettre le fonctionnement

FCC CAUTION

This device complies with part 15 of the FCC Rules. Operation is subject to the following two conditions: (1) This device may not cause harmful interference, and (2) this device must accept any interference received, including interference that may cause undesired operation. Changes or modifications not expressly approved by the party responsible for compliance could void the user's authority to operate the equipment. This transmitter must not be co-located or operated in conjunction with any other antenna or transmitter. This equipment complies with FCC radiation exposure limits set forth for an uncontrolled environment and meets the FCC radio frequency (RF) Exposure Guidelines as this equipment has very low levels of RF energy.

Radio Frequency Exposure Compliance

This equipment complies with FCC/ISED radiation exposure limits set forth for an uncontrolled environment and meets the FCC radio frequency (RF) Exposure Guidelines and RSS-102 of the ISED radio frequency (RF) Exposure rules as this equipment has very low levels of RF energy.

Cet équipement est conforme aux limites d'exposition aux rayonnements énoncées pour un environnement non contrôlé et respecte les règles les radioélectriques (RF) de la FCC lignes directrices d'exposition et d'exposition aux fréquences radioélectriques (RF) CNR-102 de l' ISDE puisque cet appareil a une niveau tres bas d'energie RF.