

Annex 3: Set-up Photographs to
PARTIAL TEST REPORT
 No.: 6-0347-13-2-2g-C1

According to:
FCC Regulations
 Part 15.207, Part 15.225, Part 15.209

IC-Regulations
 RSS-Gen, Issue 4
 RSS-210, Issue 8
 ICES-003, Issue 5

for

Hach Lange GmbH

Benchtop device (ISO) TU5200 / LPG 442.99.03022

Contains FCC-ID: YUH-QR15HL
 Contains IC: 9278A-QR15HL







Laboratory Accreditation and Listings			
 DAkks Deutsche Akkreditierungsstelle D-PL-12047-01-01	 Reg. No.: 736496 MRA US-EU 0003	 Industry Canada Reg. No.: 3462D-1 Reg. No.: 3462D-2 Reg. No.: 3462D-3	 Voluntary Controls for Electromagnetic Emissions Reg. No.: R-2666 C-2914, T-1967, G-301
 WiFi ALLIANCE AUTHORIZED RF LABORATORY	 CTIA Authorized Test Lab LAB CODE 20011130-00		
accredited according to DIN EN ISO/IEC 17025			
<p align="center"> CETECOM GmbH Laboratory Radio Communications & Electromagnetic Compatibility Im Teelbruch 116 • 45219 Essen • Germany Registered in Essen, Germany, Reg. No.: HRB Essen 8984 Tel.: + 49 (0) 20 54 / 95 19-954 • Fax: + 49 (0) 20 54 / 95 19-964 E-mail: info@cetecom.com • Internet: www.cetecom.com </p>			


Table of contents

1. TEST SET UP PHOTOGRAPHS.....	3
---------------------------------	---

1. Test set up photographs



Photograph 1: Conducted measurements test set-up



Photograph 2: Radiated measurements test set-up



Photograph 3: Radiated measurements test set-up



Photograph 4: Radiated measurements test set-up for magnetic fields