

Annex 3: Set-up Photographs to  
**PARTIAL TEST REPORT**  
 No.: 6-0347-13-2-2e-C1

According to:  
**FCC Regulations**  
 Part 15.207, Part 15.225, Part 15.209







**IC-Regulations**  
 RSS-Gen, Issue 4  
 RSS-210, Issue 8  
 ICES-003, Issue 5

for

**Hach Lange GmbH**

**Benchtop device (EPA) TU5200 / LPG 442.99.03012**

Contains FCC-ID: YUH-QR15HL  
 Contains IC: 9278A-QR15HL

Laboratory Accreditation and Listings			
 <b>DAkks</b> Deutsche Akkreditierungsstelle D-PL-12047-01-01	 Reg. No.: 736496 MRA US-EU 0003	 Industry Canada Reg. No.: 3462D-1 Reg. No.: 3462D-2 Reg. No.: 3462D-3	 Voluntary Controls for Electromagnetic Emissions Reg. No.: R-2666 C-2914, T-1967, G-301
 <b>WiFi</b> ALLIANCE AUTHORIZED RF LABORATORY	 <b>CTIA Authorized Test Lab</b> LAB CODE 20011130-00		
accredited according to DIN EN ISO/IEC 17025			
<p align="center"> <b>CETECOM GmbH</b>            Laboratory Radio Communications &amp; Electromagnetic Compatibility            Im Teelbruch 116 • 45219 Essen • Germany            Registered in Essen, Germany, Reg. No.: HRB Essen 8984            Tel.: + 49 (0) 20 54 / 95 19-954 • Fax: + 49 (0) 20 54 / 95 19-964            E-mail: info@cetecom.com • Internet: www.cetecom.com         </p>			


## Table of contents

1. TEST SET UP PHOTOGRAPHS.....	3
---------------------------------	---

## 1. Test set up photographs



**Photograph 1:** Conducted measurements test set-up



**Photograph 2:** Radiated measurements test set-up



**Photograph 3:** Radiated measurements test set-up