

---

## APPENDIX-PHOTOGRAPHS OF EUT CONSTRUCTIONAL DETAILS

Photo 1



Photo 2



Photo 3





Photo 4



USB Port

Air Holes

Photo 5





Photo 6



Power Off/on

Photo 7

