

ClamCase Pro

Quick Start Guide

Welcome


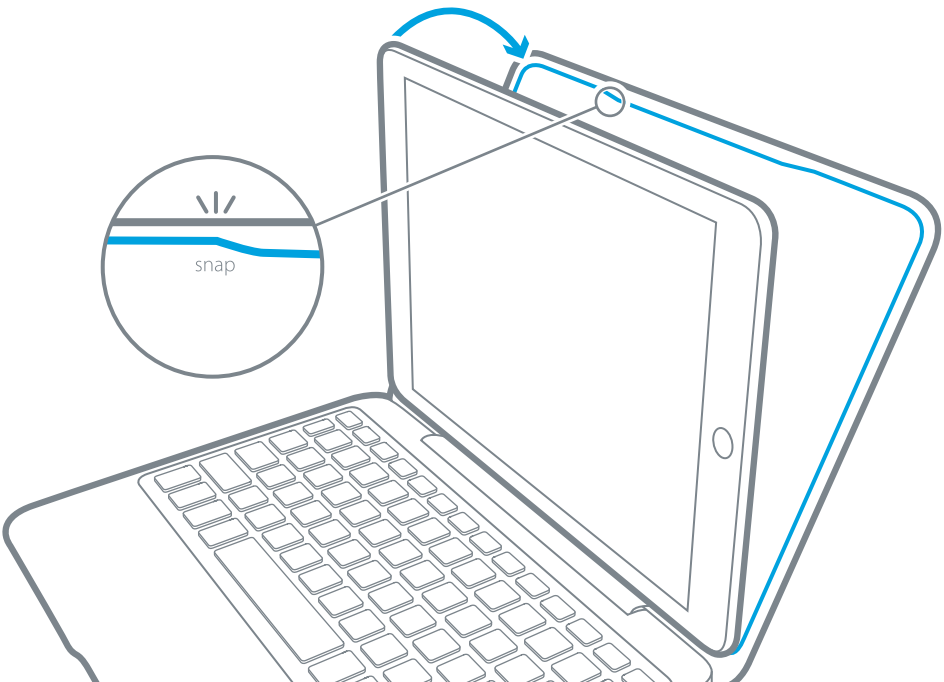
Get ready to experience your
iPad like never before



Lets get started!

Setup

- Place your iPad inside the **bottom edge** of the ClamCase.
- Press your iPad into the **top edge** of the ClamCase and it will **snap in** securely.
- To remove, **snap back** the top clip of the ClamCase and **release** your iPad.



Charge

- Charge your ClamCase with the supplied **USB cable** until the charging indicator **LED** turns **green**.
- A full charge can take up to **120 minutes**.

Power Up

- **Turn on** the ClamCase **keyboard** before use.
- ⓘ When in tablet mode, the keyboard automatically turns off to avoid unintentional key strokes.

Pairing

Your ClamCase Pro automatically enters pairing mode when first powered on.



- ⓘ **Manual Pairing:** On your ClamCase keyboard press and hold the **Bluetooth** key for 5 seconds. The pairing **LED** will begin flashing.



Open the Settings app on your iPad.



Turn Bluetooth on.



Tap to connect:

ClamCase Air Keyboard

Not Connected ⓘ

Function Keys

iOS



Home



Caps Lock



Lock



Siri



Search



On-Screen
Keyboard



Cut



Copy



Paste

Case



Battery



Bluetooth

Media



Back



Play/Pause



Forward

Volume




Mute



Down



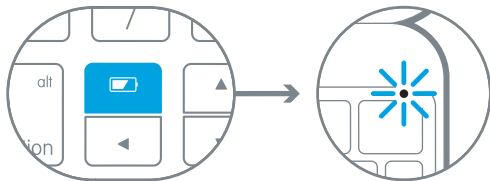
Up



Caps Lock

Battery

Bluetooth



Battery Life

- Press the **battery** key.
- The **LED** will flash to indicate battery life.

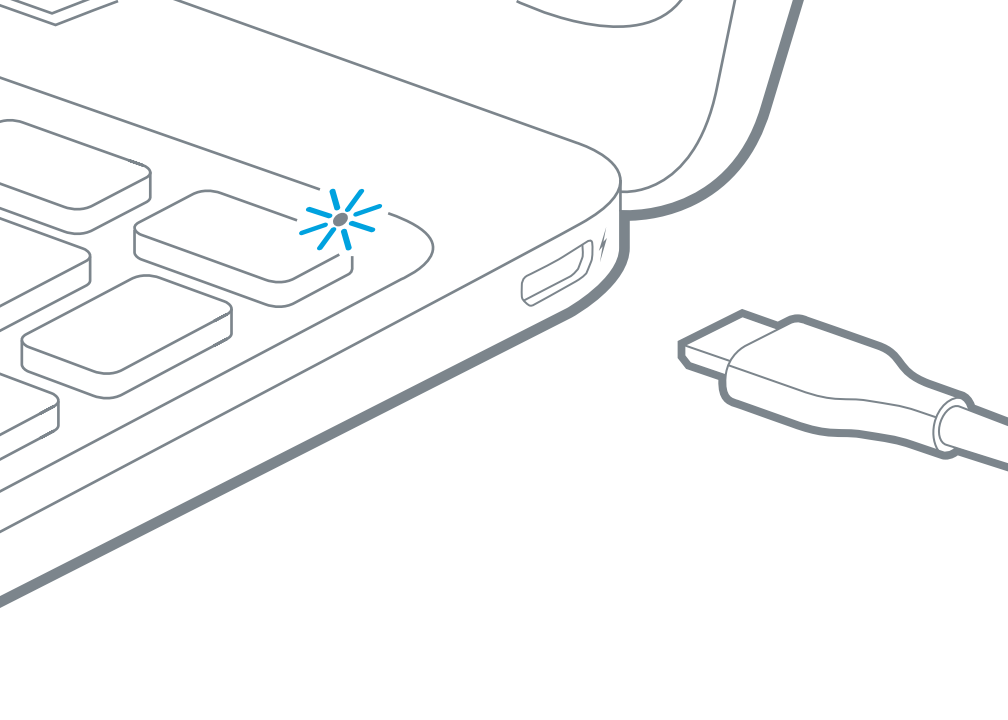
Flashes	••••	•••	••	•
Percentage	100-75%	75-50%	50-25%	25-0%

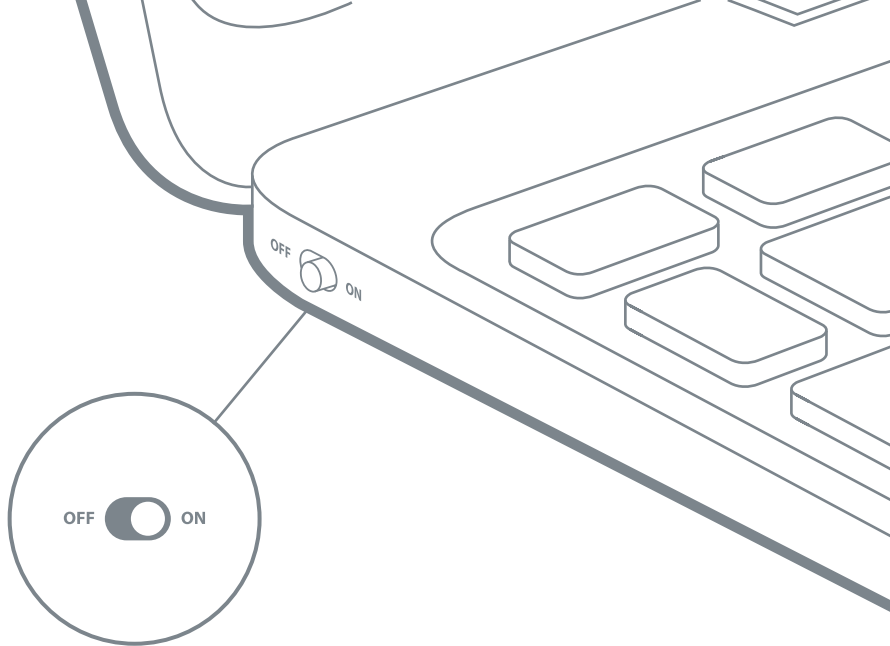


Troubleshooting

- Press **any key** to wake your ClamCase from **sleep mode**.
- Turn your ClamCase **off** and then back **on**.
- **Recharge** the ClamCase battery.
- **Re-establish** a Bluetooth **connection** between your ClamCase and iPad.
- Verify your **iPad's Bluetooth** feature is turned **on**.

 clamcase





FCC COMPLIANCE STATEMENT

The equipment has been tested and found to comply with limits for a Class B digital device, pursuant to Part 15 of the FCC Rules. These limits are designed to provide reasonable protection against harmful interference in a residential installation. This equipment generates, uses and can radiate radio frequency energy and, if not installed and used in accordance with instructions, may cause harmful interference to radio communications. However, there is no guarantee that interference will not occur on a particular installation. If this equipment does cause harmful interference to radio or television reception, which can be determined by turning the equipment off and on, the user is encouraged to try to correct the interference by one or more of the following measures:

- Reorient or relocate the receiving antenna.
- Increase the separation between the equipment and receiver.
- Connect the equipment into an outlet on a circuit different from that to which the receiver is connected.
- Consult the dealer or an experienced radio/TV technician for help.

To assure continued compliance, any changes or modifications not expressly approved by the party responsible for compliance could void the user's authority to operate this equipment. (Example - use only shielded interface cables when connecting computer or peripheral devices).

USA: This device complies with Part 15 of the FCC Rules. Operation is subject to the following conditions: (1) this device may not cause harmful interference, and (2) this device must accept any interference received, including interference that may cause undesired operation.

Canada: Operation is subject to the following two conditions: (1) this device may not cause interference, and (2) this device must accept any interference, including interference that may cause undesired operation of the device.

To satisfy RF exposure requirements, this device and its antenna must operate with a separation distance of at least 20 centimeters from all persons and must not be co-located or operating in conjunction with any other antenna or transmitter.

Disposal and Recycling Information

When this product reaches its end of life, please dispose of it according to your local environmental laws and guidelines.

Battery Disposal Information

Dispose of batteries according to your local environmental laws and guidelines.

Contact



support@clamcase.com




888.882.4440





clamcase.com/support



Laptop Mode



Touchscreen Mode



Tablet Mode

Note: The device has no ad-hoc function.

This device complies with part 15 of the FCC rules. Operation is subject to the following two conditions: (1) this device may not cause harmful interference, and (2) this device must accept any interference received including interference that may cause undesired operation.

NOTE: The manufacturer is not responsible for any radio or TV interference caused by unauthorized changes and modifications to this equipment. Such changes and modifications could void the user's authority to operate the equipment.

NOTE: This equipment has been tested and found to comply with the limits for a Class B digital device, pursuant to part 15 of the FCC Rules. These limits are designed to provide reasonable protection against harmful interference in a residential installation. This equipment generates uses and can radiate radio frequency energy and, if not installed and used in accordance with the instructions, may cause harmful interference to radio communication. However, there is no guarantee that interference will not occur in a particular installation. If this equipment does cause harmful interference to radio or television reception, which can be determined by turning the equipment off and on, the user is encouraged to try to correct the interference by one or more of the following measures:

- Reorient or relocate the receiving antenna.
- Increase the separation between the equipment and receiver.
- Connect the equipment into an outlet on a circuit different from that to which the receiver is connected.
- Consult the dealer or an experienced radio/TV technician for help.

CANADA

Industry Canada Statement:

This device complies with ICES-003 of the Industry Canada Rules. Operation is subject to the following two conditions: 1) this device may not cause interference and 2) this device must accept any interference, including interference that may cause undesired operation of the device. IC Radiation Exposure Statement: This equipment complies with IC radiation exposure limits set forth for an uncontrolled environment.

Avis d'Industrie Canada:

Cet appareil est conforme à la norme ICES-003 des règlements d'Industrie Canada. Son fonctionnement est sujet aux deux conditions suivantes:

1) Cet appareil ne doit pas provoquer d'interférences et 2) Cet appareil doit accepter toutes les interférences, y compris celles pouvant entraîner son dysfonctionnement.

Avis d'Industrie Canada sur l'exposition aux Rayonnements: Cet appareil est conforme aux limites d'exposition aux rayonnements d'Industrie Canada pour un environnement non contrôlé.