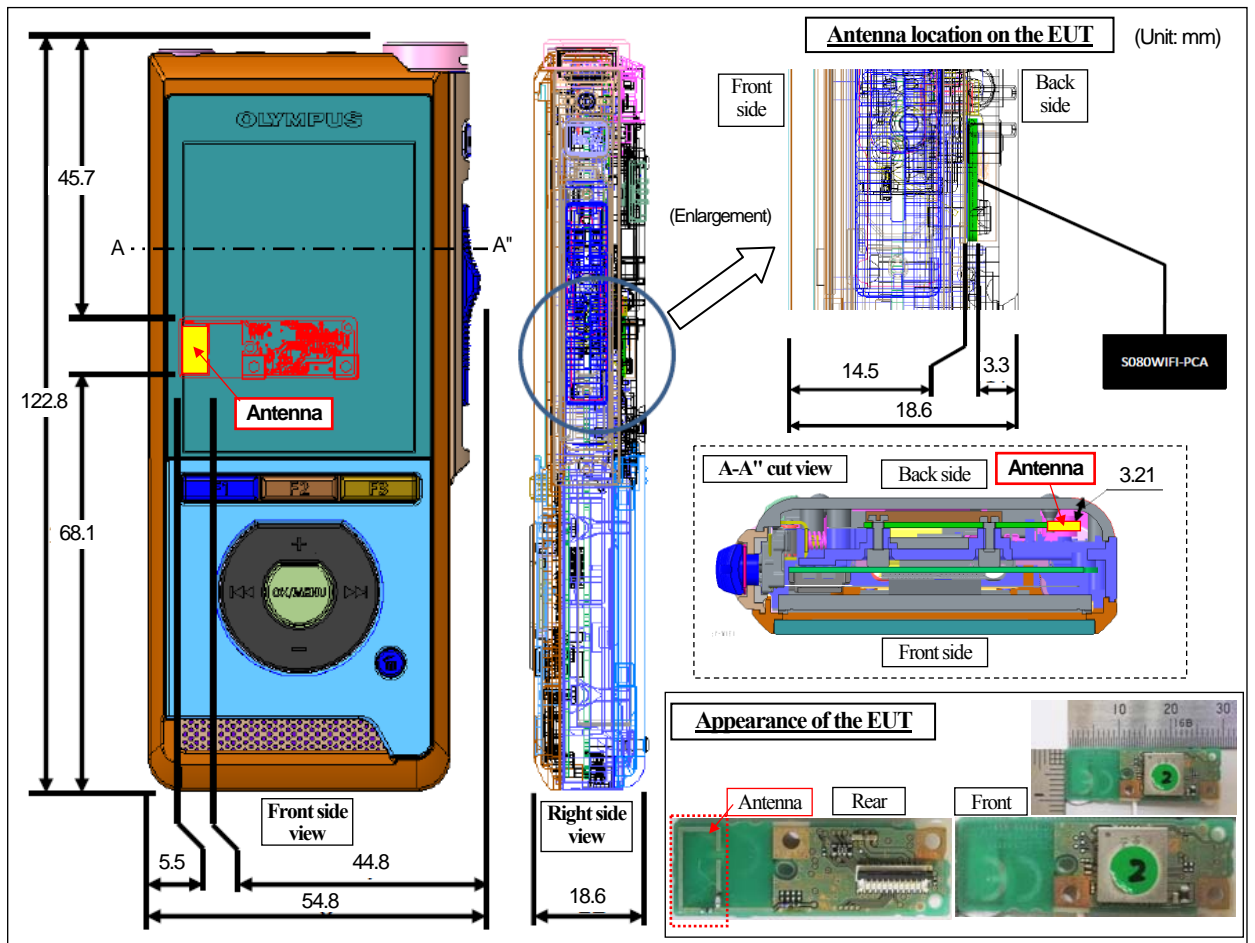




APPENDIX 1: Photographs of test setup

Appendix 1-1: Photograph of platform, EUT and antenna position



Appendix 1-2: EUT and support equipment



Description of EUT and Support Equipment

No.	Item	Model number	Serial number	Manufacturer	Remark
A1 A2	Wireless LAN/Bluetooth Module	S080WIFI-PCA	No.6 No.2	OLYMPUS CORPORATION	EUT (Wi-Fi) EUT (Bluetooth)
B1 B2	DIGITAL VOICE RECORDER	DS-9500	PP1-1-44 PP1-1-05	OLYMPUS CORPORATION	Platform (Wi-Fi) Platform (Bluetooth)
C1 C2	SD Card (Class 10), 8GB	-	No.1 No.2	FUJIFILM SONY	*Power measurement. * SAR test (Bluetooth). * SAR test (Wi-Fi).
D1 D2	Rechargeable Li-ion Battery (3.6 Vdc, 1350 mAh)	LI-92B	20170720WEA 20161207WDA	OLYMPUS CORPORATION	Accessory. Battery No. #1. Accessory. Battery No. #2.
E1 E2	Li-ion Battery Charger	UC-90 with UC-1	Lot#2011-07-24 Lot#2011-01-11	OLYMPUS CORPORATION	Support equipment.
F	Laptop PC (ULJ#SRE-124)	7666-77J	LV-B8R1X 08/05	Lenovo	Support equipment.
G	AC Adaptor	92P1154	-	Lenovo	Support equipment.
* The following equipment was used for the antenna terminal port conducted power measurement.					
H	Jig(1) (Main PCB)	T3050TB MAIN	-	OLYMPUS CORPORATION	Support equipment.
I	Jig(2) (Debug PCB)	T3050TB DEBUG	-	OLYMPUS CORPORATION	Support equipment. (Wi-Fi)
J	Jig(3) (UART-USB PCB)	T3050 UART-USB	-	OLYMPUS CORPORATION	Support equipment. (Bluetooth)

List of cables used



















No.	Name	Length (m)	Shield	No.	Name	Length (m)	Shield
①	USB cable (1) (Wi-Fi)	3	Shielded	③	DC cable (AC adaptor) (SRE-124)	1.4	Unshielded
②	USB cable (2) (Bluetooth, power measurement)	1.5	Shielded	④	AC cable (AC adaptor) (SRE-124)	0.8	Unshielded

UL Japan, Inc.



















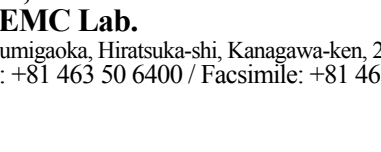


Shonan EMC Lab.

1-22-3 Megumigaoka, Hiratsuka-shi, Kanagawa-ken, 259-1220 JAPAN
Telephone: +81 463 50 6400 / Facsimile: +81 463 50 6401



















Appendix 1-3: Photograph of test setup

Position	Setup photographs (2.4GHz band)		
Back (Wi-Fi) (Touch)			
			
Back (Bluetooth) (Touch)			
			
Left (Touch)			
			







Appendix 1-3: Photograph of test setup (cont'd)

Position	Setup photographs (2.4GHz band)		
Front (Touch)			
			
Right (Touch)			
			
Top (Touch)			
			
Bottom (Touch)			

Appendix 1-3: Photograph of test setup (cont'd)

Position	Setup photographs (5GHz band)		
Back (Touch)			
			
Left (Touch)			
			
Front (Touch)			
			

Appendix 1-3: Photograph of test setup (cont'd)

Position	Setup photographs (5GHz band)		
Right (Touch)			
Top (Touch)			
Bottom (Touch)	