

## ***Part 15C Test Setup Photographs***

### **Conducted Emissions Test Configuration:**


**Internal Ant. \_ Front View**



**Internal Ant. \_ Rear View**



External Ant. \_ Front View




External Ant. \_ Rear View




**Radiated Emissions Test Configuration:**


**Internal Ant. \_ Below 1GHz \_ Front View**




**Internal Ant. \_ Below 1GHz \_ Rear View**




Internal Ant. \_ Above 1GHz \_ Front View




Internal Ant. \_ Above 1GHz \_ Rear View




External Ant. \_ Below 1GHz \_ Front View



External Ant. \_ Below 1GHz \_ Rear View



External Ant. \_ Above 1GHz \_ Front View



External Ant. \_ Above 1GHz \_ Rear View

