

Test Setup Photographs for the LineaPro 5

1. Radiated Emissions

1.1. Configuration 1: Radiated spurious emissions <30 MHz in a semi anechoic chamber




Photo 1




Photo 2

Radiated Emissions (continued)

1.2. Configuration 2: Radiated spurious emissions 30 MHz to 1 GHz in a semi anechoic chamber




Photo 1




Photo 2

AC Conducted Emissions




Photo 1



Photo 2