

7.10 Test Setup (Photographs)**7.10.1 AC Powerline Conducted Emission****7.10.1.1 Host :DPP-250**

– Front View –



– Side View –

Photograph present configuration with maximum emission

7.10.1.2 Host :DPP-450L

– Front View –



– Side View –

Photograph present configuration with maximum emission


7.10.2 Radiated Emission**7.10.2.1 Host : DPP-250**

– Front View –



– Rear View –

Photograph present configuration with maximum emission



-X Axis-



-Y Axis-

Photograph present configuration with maximum emission




–Z Axis–

Photograph present configuration with maximum emission


7.10.2.2 Host : DPP-450L

– Front View –



– Rear View –

Photograph present configuration with maximum emission



-X Axis-



-Y Axis-

Photograph present configuration with maximum emission



–Z Axis–

Photograph present configuration with maximum emission