



## 9. SETUP PHOTOS

### RADIATED and AC LINE CONDUCTED EMISSIONS MEASUREMENT SETUP




RADIATED FRONT PHOTO (BELOW 30 MHz)




RADIATED BACK PHOTO (BELOW 30 MHz)




RADIATED FRONT PHOTO (ABOVE 30 MHz)



RADIATED BACK PHOTO (ABOVE 30 MHz)



RADIATED FRONT PHOTO (ABOVE 1 GHz)



RADIATED BACK PHOTO (ABOVE 1 GHz)

**RADIATED EMISSIONS MEASUREMENT SETUP**



X POSITION FRONT PHOTO



Y POSITION FRONT PHOTO



Z POSITION FRONT PHOTO

**END OF REPORT**